

Canada's Imports from Romania

A Focus on the 100 Key Imported Products



{GTAIC}
GLOBAL TRADE ALGORITHMIC INTELLIGENCE CENTER

2025

Scope of research

We identified **top-100 largest value import items** traded between Canada and Romania in 2024, specifically focusing on **Canada's imports from Romania**.

The analysis was based on the full database on the trade between the two countries (Canada's imports data, mirror data).

We divided these 100 products into segments:

- I. **Largest-value traded goods** (annual value of shipments of 3.7 M\$ – 38 M\$);
- II. **Champion-value traded goods** (annual value of shipments of 1.9 M\$ – 3.7 M\$);
- III. **Rising Champion value traded goods** (annual value of shipments of 1 139 K\$ – 1.9 M\$);
- IV. **Latent Champion value traded goods** (annual value of shipments of 910 K\$ – 1 139 K\$).

We analyzed long-term and short-term evolution of trade of each group (in US\$ terms only, volume trade not analyzed): CAGR over 2017-2023, Growth Rates in 2024.

Methodology: At the end of each section, we ranked the traded items within each group based on three key indicators: **Imports Value in 2024 (Absolute Import Size in \$-terms)**, **CAGR over seven years (2017-2023) as indicator of a long-term growth trend**, and **y-o-y Growth Rate in 10M 2024 as indicator of short-term performance**. All indicators were assigned an equal weight **on a 10-point scale**, and the total score was calculated as the sum of these three values. The highest-scoring categories are identified as the most promising goods for supply to the Canada's market from Romania, while those with the lowest scores are considered the most risky.

Notes: use of n/a designation: In 2022, the Harmonized System underwent significant revisions, including the introduction of new commodity items. The "n/a" designation is used for imports values of goods that were previously classified under different HS codes before 2022.

Data sources: UN Comtrade databases processed by GTAIC Intelligence Platform.

Data on trade in volume metrics (tons, kilos, and other) and prices are not analyzed in this research. However, they can be analyzed under a separate request.

This research was prepared as of 23rd of April 2025.

GTAIC now delivers a similar research for any pair of countries at 49.99 Eur

“Country-to-Country Trade Flow” Analysis

► Parsing and analyzing trade data between any pair of two countries chosen by a user

- **Type of research:**
 - Comprehensive analysis of trade data covering all goods exchanged between any two countries chosen by a user
 - Over 5,000 products across more than 100 countries
 - Data spanning from 2017 to 2025, with monthly updates
 - Time lag: For the majority of countries, up to 3 months from the moment of the request
- **Key Insights from Analysis:**
 - Identification of the largest trade items and the fastest-growing products, both in the short and long term
 - Detection of product group trends and anomalies in trade flow fluctuations based on a thorough examination of comprehensive trade statistics between selected countries
- **Why It's Needed:**
 - To generate a long list of the most promising products traded between specified countries, which warrant further, more detailed analysis with the help of other GTAIC intelligence instruments

How it works?

1. *The user selects any two countries covered by the service (see the list of the countries in the next page).*
2. *For a fee of €49.99, the user receives a detailed analysis of a specific trade direction (e.g., imports of Canada from Romania).*
3. *The analysis, including an Excel sheet, is delivered within 24 hours. A sample of the standardized analysis is provided here in this report.*
4. *Customized country-to-country trade analyses are also available. Depending on the complexity of the request, these can be delivered within 24-72 hours. Pricing will vary based on the specific requirements compared to the standardized analysis provided in this report.*

Executive Summary

Summary

Upon results of the analyses of **the top-100 largest value import items** traded between Canada and Romania in 2024, we identified **the most promising positions supplied from Romania to Canada across various product groups:**

- I. **In the Largest-Value Segment** (annual value of shipments of 3.7 M\$ – 38 M\$); the most promising positions are: 1) Parts of turbojets ; 2) New pneumatic tires, of rubber, of a kind used on motor cars ; 3) Electric coffee or tea makers; 4) Electric coffee or tea makers; 5) Electrical static converters; power supplies for adp machines or units of 8471; 6) Women's overcoats, raincoats, capes, cloaks anoraks of wool or fine animal hair, other than those of heading no. 6204.
- II. **Within the Champion-Value Segment** (annual value of shipments of 1.9 M\$ –3.7 M\$) the most promising positions include: 1) Women's overcoats, carcoats, capes, cloaks, anoraks, windbreakers and similar articles of wool, knitted or crocheted; 2) Commodities not specified according to kind; 3) Electric conductors, for a voltage not exceeding 1000 v, fitted with connectors, others; 4) Seats with wooden frames, not upholstered, others; 5) Ballasts for discharge lamps or tubes; 6) Suspension shock absorbers for motor vehicles.
- III. **In the Rising Champion Value Segment** (annual value of shipments of 1 139 K\$ – 1.9 M\$) the most promising positions remain: 1) Digital processing units other than those of 8471.41 and 8471.49, n.e.s.o.i.; 2) Machines and mechanical appliances having individual functions, others; 3) Vacuum cleaners with self-contained electric motor, others; 4) Electrical switches for a voltage not exceeding 1,000 v, others; 5) Ball bearings; 6) Headphones, earphones.
- IV. **In the Latent Champion Value Segment** (annual value of shipments of 910 K\$ – 1 139 K\$) the most promising positions are: 1) Vacuum cleaners with self-contained electric motor, of a power $I_t=1500$ w and having a dust bag; 2) Microphones and stands therefor; 3) Measuring or checking instruments, appliances and machines, others; 4) Automatic circuit breakers for a voltage not exceeding 1,000 v; 5) Spark-ignition reciprocating piston engines for propulsion of vehicles, 250–1,000 cc; 6) Filtering or purifying machinery and apparatus for gases, others.

Snapshot of Canada's Imports from Romania

Canada's Imports from Romania in 2017 – 2024

* 2 199 goods under HS 6-digit classification covered

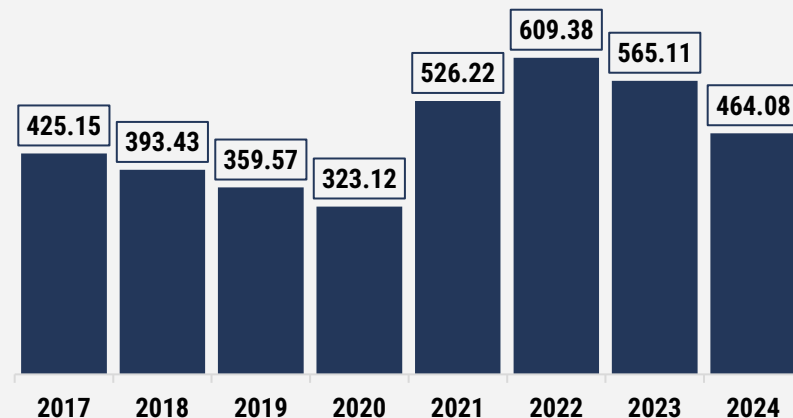
2024
Imports Value: **464 M\$**
Growth Rate: **-17.88%**

2023
Imports Value: **565 M\$**
Growth Rate: **-7.26%**

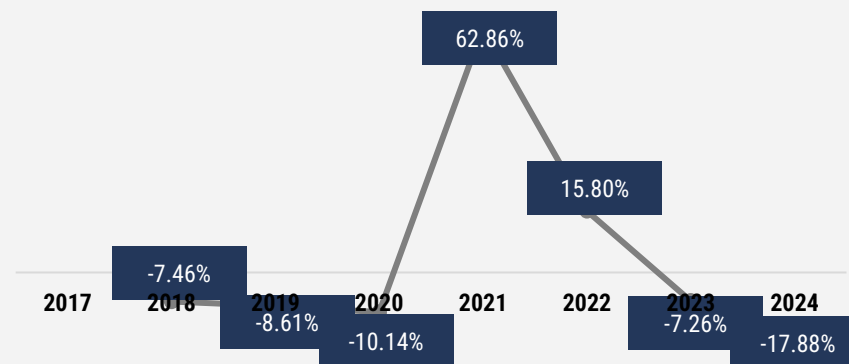
2022
Imports Value: **609 M\$**
Growth Rates: **+15.80%**

2021
Imports Value: **526 M\$**
Growth Rate: **+62.86%**

Imports Value, M \$



YoY Imports Growth Rate, %



- Over the long term (2017–2024), the compounded annual growth rate (CAGR) of Canada's imports from Romania has been +1.10%, with the most notable surge occurring in 2022, when Canada's imports from Romania rose by almost 63% year-on-year.
- In 2023, Canada's imports from Romania reached \$565.11 million, marking a notable decrease of 7.26% from \$609.38 million in 2022.
- In 2024, the value of imports totaled \$464.08 million, showing a significant -17.88% year-on-year decline.
- The analysis covers the top 100 imported products by value in 2024, categorized into four groups: the 1st Group – Top 25 (with the yearly imports value of 3.7 M\$ – 38 M\$ in 2024), the 2nd group (early trade value of 1.9 M\$ – 3.7 M\$), the 3rd group (1 139 K\$ – 1 900 K\$), the 4th group – Top 76-100 (910 K\$ – 1 139 K\$).
- For each group, we identify the products that have shown sustained and significant import growth from Romania, focusing on both long-term (2017 – 2024) and shorth-term (2023 – 2024) growth trends.

1

Largest-Value Segment: yearly imports ranging from 3.70 M\$ to 38 M\$ per one product

Imported Goods from Romania to Canada with Imports Value of 3.7-38 M\$

* Product Categories Ranked 1– 25 by the size of Import Value (out of 2 199 goods traded in 2024)

Rank by Imports value In 2024	HS Code	Product Description	2017, M\$	2018, M\$	2019, M\$	2020, M\$	2021, M\$	2022, M\$	2023, M\$	2024, M\$	Growth Rate in 2024	8Y CAGR, 2017-2024	Share in total imports in 2024
1	401110	New pneumatic tires, of rubber, used on motor cars	14.28	13.38	13.58	9.32	18.78	34.01	31.17	37.17	19.25%	12.71%	8.01%
2	620220	Women's overcoats, cloaks anoraks of wool or fine animal hair, other than those of heading no. 6204	n/a	n/a	n/a	n/a	n/a	15.44	22.90	23.20	1.33%	n/a	5.00%
3	851671	Electric coffee or tea makers	5.00	5.16	6.28	5.61	13.61	23.18	21.59	21.29	-1.38%	19.85%	4.59%
4	841191	Parts of turbojets or turbo propellers	0.66	0.25	0.29	0.58	5.66	8.96	11.64	17.41	49.52%	50.52%	3.75%
5	722490	Semifinished products of alloy steel	0.00	0.00	0.01	0.00	0.03	0.00	50.96	13.96	-72.61%	>100%	3.01%
6	851762	Machines for regeneration of voice, images	0.67	3.22	7.02	6.20	9.86	21.26	14.21	12.99	-8.58%	44.96%	2.80%
7	401120	New pneumatic tires, of rubber, used on buses	4.41	7.07	7.60	5.91	7.65	9.76	12.12	12.55	3.58%	13.98%	2.70%
8	620140	Men's overcoats, cloaks, anoraks, of man-made fibres, other than those of heading no. 6203	n/a	n/a	n/a	n/a	n/a	9.18	9.15	11.48	25.40%	n/a	2.47%
9	620240	Women's overcoats, cloaks anoraks, of man-made fibres, other than those of heading no. 6204	n/a	n/a	n/a	n/a	n/a	6.89	7.24	11.14	53.98%	n/a	2.40%
10	848180	Taps, cocks, valves, others	7.04	14.78	12.55	9.08	5.03	7.31	7.92	8.88	12.09%	2.93%	1.91%
11	640212	Sports footwear: ski-boots and cross-country ski footwear and snowboard boots	11.75	12.02	12.71	9.58	12.18	13.62	13.61	8.68	-36.24%	-3.72%	1.87%
12	848220	Tapered roller bearings	1.71	1.61	2.73	2.05	2.92	4.71	4.42	6.88	55.74%	18.98%	1.48%
13	731210	Wire, not electrically insulated, of iron or steel	0.29	0.44	3.50	4.13	7.11	7.41	5.12	6.84	33.62%	48.31%	1.47%
14	151219	Sunflower-seed or safflower oil, refined	0.00	0.00	0.00	0.00	0.00	0.27	22.42	5.68	-74.68%	>100%	1.22%
15	730419	Line pipe for oil and gas pipelines, of seamless iron (other than cast iron) or steel, nes	1.27	2.36	3.34	2.67	1.27	6.84	7.86	5.41	-31.26%	19.87%	1.16%
16	300490	Medicaments, in measured doses, etc., others	3.11	6.72	7.94	6.37	4.65	3.12	3.11	5.34	71.55%	6.98%	1.15%
17	851660	Electric ovens, cooking stoves, others	1.35	2.01	2.48	1.92	3.49	4.77	3.08	4.68	51.94%	16.82%	1.01%
18	940360	Wooden furniture, others	2.95	4.14	3.22	3.26	5.40	6.66	5.41	4.48	-17.20%	5.36%	0.97%
19	440712	Fir wood, sliced or peeled, of >6mm	0.00	0.00	0.00	0.19	1.83	2.51	1.21	4.31	>100%	n/a	0.93%
20	850440	Electrical static converters; power supplies for adp machines or units of 8471	0.32	0.47	0.62	1.94	0.62	1.03	1.65	4.21	>100%	38.17%	0.91%
21	901890	Instruments for medical science, others	0.21	0.19	0.12	0.13	0.13	0.22	2.39	4.07	70.19%	44.66%	0.88%
22	730459	Tubes, pipes, seamless, others	5.55	15.56	4.99	2.75	7.86	19.37	8.19	4.03	-50.73%	-3.91%	0.87%
23	990100	Goods under HS code 990100	0.00	0.00	0.00	0.00	0.00	0.00	0.00	4.00	n/a	n/a	0.86%
24	300420	Medicaments, in measured doses, etc., containing antibiotics, others	2.19	2.55	1.97	3.95	0.78	3.42	4.09	3.93	-3.92%	7.61%	0.85%
25	240399	Manufactured tobacco and its substitutes, others	0.00	0.00	0.00	0.00	1.66	2.02	2.09	3.70	77.57%	n/a	0.80%

Shares in total imports value (\$), %

* Product Categories Ranked 1– 25 by the size of Import Value (out of 2 199 goods traded in 2024)

Rank by Imports value In 2024	HS Code	Product Description	Share, 2017, %	Share, 2018, %	Share, 2019, %	Share, 2020, %	Share, 2021, %	Share, 2022, %	Share, 2023, %	Share, 2024, %
1	401110	New pneumatic tires, of rubber, used on motor cars	3.36%	3.40%	3.78%	2.89%	3.57%	5.58%	5.52%	8.01%
2	620220	Women's overcoats, cloaks anoraks of wool or fine animal hair, other than those of heading no. 6204	n/a	n/a	n/a	n/a	n/a	2.53%	4.05%	5.00%
3	851671	Electric coffee or tea makers	1.18%	1.31%	1.75%	1.74%	2.59%	3.80%	3.82%	4.59%
4	841191	Parts of turbojets or turbo propellers	0.16%	0.06%	0.08%	0.18%	1.08%	1.47%	2.06%	3.75%
5	722490	Semifinished products of alloy steel	0.00%	0.00%	0.00%	0.00%	0.00%	0.00%	9.02%	3.01%
6	851762	Machines for regeneration of voice, images	0.16%	0.82%	1.95%	1.92%	1.87%	3.49%	2.51%	2.80%
7	401120	New pneumatic tires, of rubber, used on buses	1.04%	1.80%	2.11%	1.83%	1.45%	1.60%	2.14%	2.70%
8	620140	Men's overcoats, cloaks, anoraks, of man-made fibres, other than those of heading no. 6203	n/a	n/a	n/a	n/a	n/a	1.51%	1.62%	2.47%
9	620240	Women's overcoats, cloaks anoraks, of man-made fibres, other than those of heading no. 6204	n/a	n/a	n/a	n/a	n/a	1.13%	1.28%	2.40%
10	848180	Taps, cocks, valves, others	1.66%	3.76%	3.49%	2.81%	0.96%	1.20%	1.40%	1.91%
11	640212	Sports footwear: ski-boots and cross-country ski footwear and snowboard boots	2.76%	3.05%	3.53%	2.97%	2.31%	2.23%	2.41%	1.87%
12	848220	Tapered roller bearings	0.40%	0.41%	0.76%	0.63%	0.56%	0.77%	0.78%	1.48%
13	731210	Wire, not electrically insulated, of iron or steel	0.07%	0.11%	0.97%	1.28%	1.35%	1.22%	0.91%	1.47%
14	151219	Sunflower-seed or safflower oil, refined	0.00%	0.00%	0.00%	0.00%	0.00%	0.04%	3.97%	1.22%
15	730419	Line pipe for oil and gas pipelines, of seamless iron (other than cast iron) or steel, nes	0.30%	0.60%	0.93%	0.83%	0.24%	1.12%	1.39%	1.16%
16	300490	Medicaments, in measured doses, etc., others	0.73%	1.71%	2.21%	1.97%	0.88%	0.51%	0.55%	1.15%
17	851660	Electric ovens, cooking stoves, others	0.32%	0.51%	0.69%	0.60%	0.66%	0.78%	0.55%	1.01%
18	940360	Wooden furniture, others	0.69%	1.05%	0.90%	1.01%	1.03%	1.09%	0.96%	0.97%
19	440712	Fir wood, sliced or peeled, of >6mm	0.00%	0.00%	0.00%	0.06%	0.35%	0.41%	0.21%	0.93%
20	850440	Electrical static converters; power supplies for adp machines or units of 8471	0.07%	0.12%	0.17%	0.60%	0.12%	0.17%	0.29%	0.91%
21	901890	Instruments for medical science, others	0.05%	0.05%	0.03%	0.04%	0.02%	0.04%	0.42%	0.88%
22	730459	Tubes, pipes, seamless, others	1.30%	3.96%	1.39%	0.85%	1.49%	3.18%	1.45%	0.87%
23	990100	Goods under HS code 990100	0.00%	0.00%	0.00%	0.00%	0.00%	0.00%	0.00%	0.86%
24	300420	Medicaments, in measured doses, etc., containing antibiotics, others	0.51%	0.65%	0.55%	1.22%	0.15%	0.56%	0.72%	0.85%
25	240399	Manufactured tobacco and its substitutes, others	0.00%	0.00%	0.00%	0.00%	0.32%	0.33%	0.37%	0.80%

...represent 53% of total Canada's imports from Romania

The **top-25 highest-value** product categories (6-digit HS classification) account for approximately **53.08%** of Canada's imports from Romania reaching **\$246.32 million** in 2024.

The Top 25 product groups are dominated by the following categories:

- **Pneumatic Tires: Amounting to \$49.72 million in 2024, accounting for 10.71% of Canada's imports from Romania:**
 - New pneumatic tires, of rubber, of a kind used on motor cars (including station wagons and racing cars)
 - New pneumatic tires, of rubber, of a kind used on buses or trucks
- **Coats: These products accounted for \$45.82 million, representing 9.87% of total imports:**
 - Women's overcoats, raincoats, capes, cloaks anoraks of wool or fine animal hair, other than those of heading no. 6204
 - Men's overcoats, raincoats, capes, cloaks, anoraks, of man-made fibres, other than those of heading no. 6203
 - Women's overcoats , raincoats, capes, cloaks anoraks, of man-made fibres, other than those of heading no. 6204
- **Articles of Iron or Steel: These products reached \$30.24 million, accounting for 6.52% of total Canada's imports from Romania:**
 - Semifinished products of alloy steel (other than stainless) others
 - Stranded wire, ropes and cables, not electrically insulated, of iron or steel
 - Line pipe for oil and gas pipelines, of seamless iron (other than cast iron) or steel, nes
 - Tubes, pipes and hollow profiles, seamless others, of circular cross section of alloy steel (other than stainless), not cold-drawn or cold-rolled
- Other Product Categories worth **\$120.5 million** accounting for **25.97%** of total Canada's imports from Romania and including: **Electrical Machinery, Footwear, Sunflower-seed or Safflower Oil, Medicaments, Medical Instruments, Tobacco and Its Substitutes.**

Dynamics of Changes in the Structure of Canada's Imports from Romania

Pneumatic tires, of rubber

\$37.17 M	8.01%
Imports Value in 2024	Share in total imports in 2024

Women's overcoats of wool

\$23.20 M	5.00%
Imports Value in 2024	Share in total imports in 2024

Electric coffee or tea makers

\$21.29 M	4.59%
Imports Value in 2024	Share in total imports in 2024

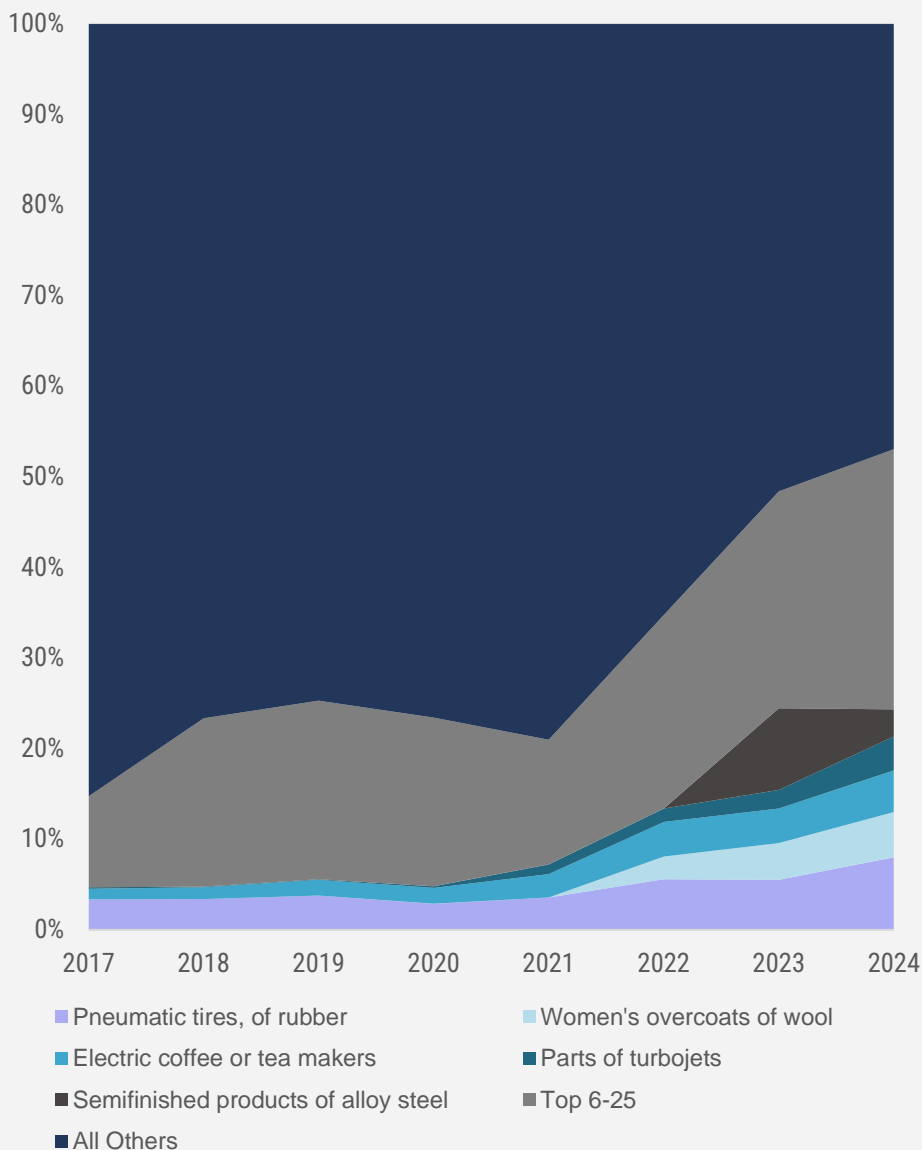
Parts of turbojets

\$17.41 M	3.75%
Imports Value in 2024	Share in total imports in 2024

Semifinished products of alloy steel

\$13.96 M	3.01%
Imports Value in 2024	Share in total imports in 2024

Top-5 Product Categories by Value in the Structure of Canada's Imports from Romania (\$)



- During 2017 – 2024 the share of the top-25 categories steadily increased from 15% in 2017 to 53% in 2024, highlighting a **growing concentration** in key import positions.
- From 2021 to 2024, the category – **New pneumatic tires, of rubber, of a kind used on motor cars (including station wagons and racing cars)** – was leading in the imports structure, except in 2023, when the top import position was occupied by **Semifinished products of alloy steel (other than stainless) others**.
- Since 2023, the **Women's overcoats, raincoats, capes, cloaks anoraks of wool or fine animal hair, other than those of heading no. 6204** category has emerged as the third-largest import category, with imports value reaching \$23.2 million in 2024.
- The further analysis covers the import value dynamics of the 5 fastest growing and 5 most decreasing import positions, providing insights into shifting trade patterns and the evolving composition of Canada's import structure from Romania.

Most Growing and Declining Import Positions within Largest-value Segment

Out of the positions of the 1st group, three positions – 1) **Semifinished products of alloy steel (other than stainless) others**, 2) **Sunflower-seed or safflower oil, and their fractions, refined but not chemically modified**; and 3) **Machines for the reception, conversion and transmission or regeneration of voice, images or other data, including switching and routing apparatus** – stand out as showing the most significant long-term growth in import value (2017-2024).

Notably, **Fir wood (sliced or peeled, >6mm)** and **Electrical static converters; power supplies for adp machines or units of 8471** have demonstrated the highest increase by 155-257% in 2024.

Goods with highest short-term growth of imports in 2024

HS Code	Product Description	Imports in 2024, M\$	Growth Rate in 2024 (\$), %
440712	Fir wood sawn or chipped lengthwise, sliced or peeled, of a thickness exceeding 6mm	4.31	257%
850440	Electrical static converters; power supplies for adp machines or units of 8471	4.21	155%
240399	Manufactured tobacco and its substitutes, others; tobacco extracts and essences	3.70	77.57%
300490	Medicaments, in measured doses, etc. (excluding vaccines, etc., coated bandages etc. and pharmaceutical goods), others	5.34	71.55%
901890	Instruments for medical, surgical or veterinary sciences, others, and parts and accessories thereof	4.07	70.19%

Goods with highest long-term growth of imports

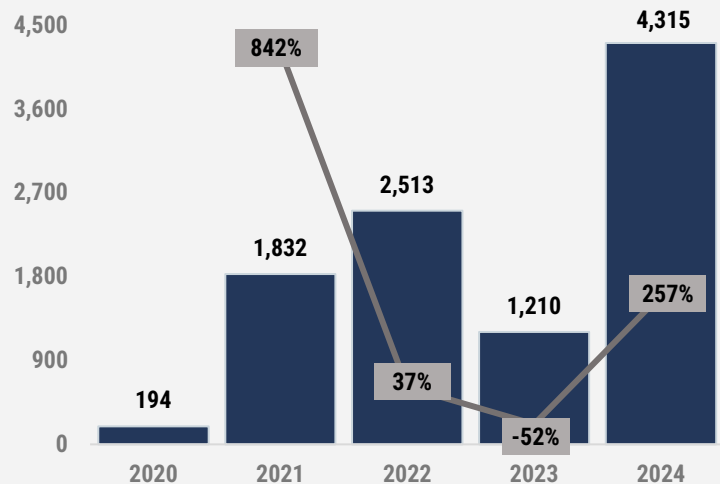
HS Code	Product Description	Imports in 2024, M\$	8Y CAGR, 2017-2024 (\$), %
722490	Semifinished products of alloy steel (other than stainless) others	13.96	449%
151219	Sunflower-seed or safflower oil, and their fractions, refined but not chemically modified	5.68	311%
851762	Machines for the reception, conversion and transmission or regeneration of voice, images or other data, including switching and routing apparatus	12.99	54.83%
841191	Parts of turbojets or turbo propellers	17.41	50.67%
731210	Stranded wire, ropes and cables, not electrically insulated, of iron or steel	6.84	50.53%

Goods with highest short-term decrease of imports in 2024

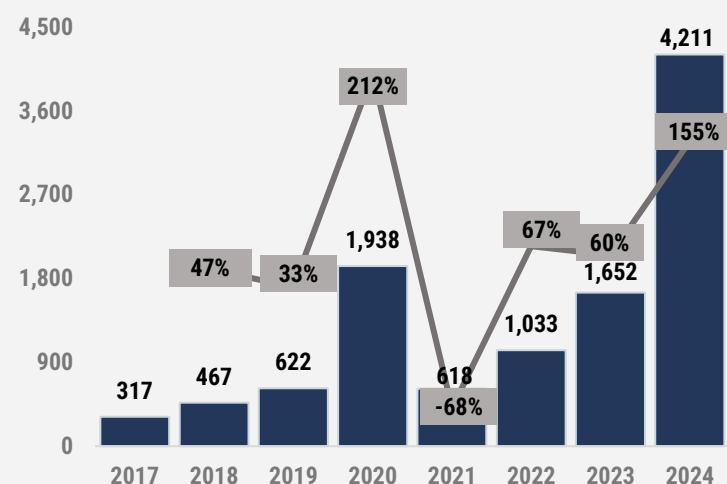
HS Code	Product Description	Imports in 2024, M\$	Growth Rate in 2024 (\$), %
151219	Sunflower-seed or safflower oil, and their fractions, refined but not chemically modified	5.68	-74.68%
722490	Semifinished products of alloy steel (other than stainless) others	13.96	-72.61%
730459	Tubes, pipes and hollow profiles, seamless others, of circular cross section of alloy steel	4.03	-50.73%
640212	Other footwear with outer soles and uppers of rubber or plastics: sports footwear: ski-boots and cross-country ski footwear and snowboard boots	8.68	-36.24%
730419	Line pipe for oil and gas pipelines, of seamless iron (other than cast iron) or steel, nes	5.41	-31.26%

Top-5 Positions with the Highest Increase of Imports in Short-term

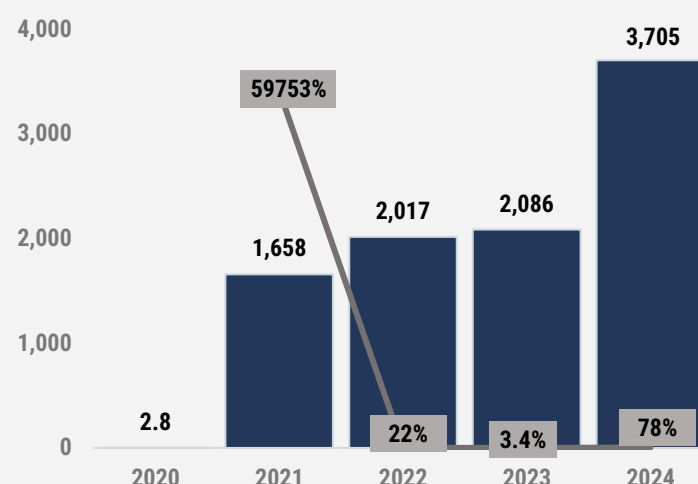
Imports Value of Fir Wood, sliced or peeled, of a thickness >6mm, K\$



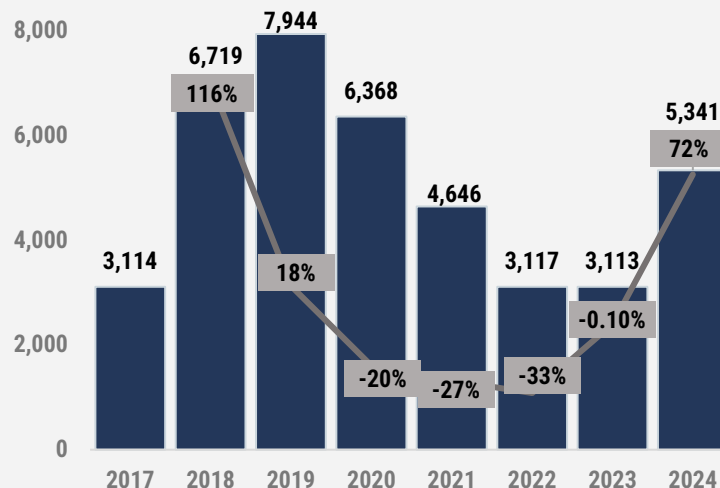
Imports Value of Power supplies for adp machines or units of 8471, K\$



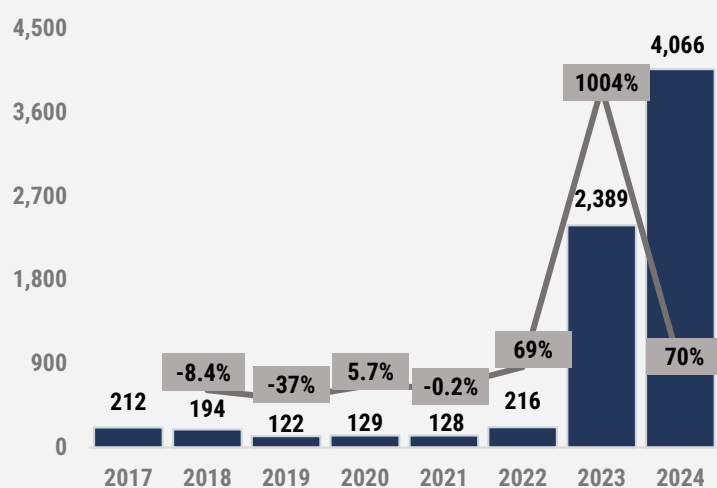
Imports Value of Tobacco and its Substitutes, others, K\$



Imports Value of Medicaments, in measured doses, others, K\$

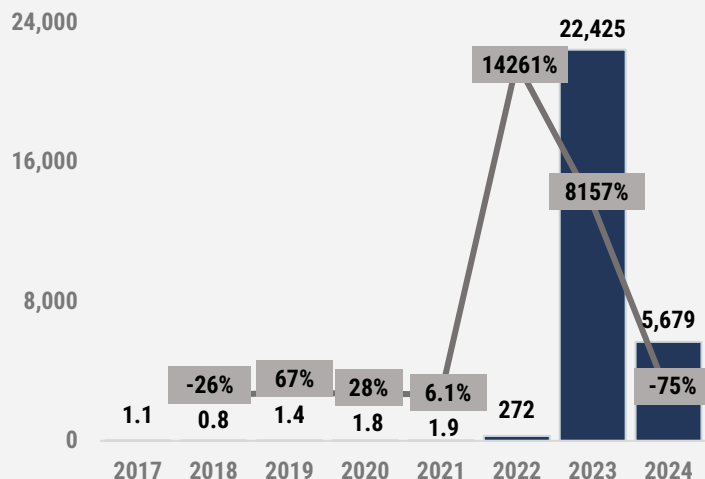


Imports Value of Instruments for Medical Science, others, K\$

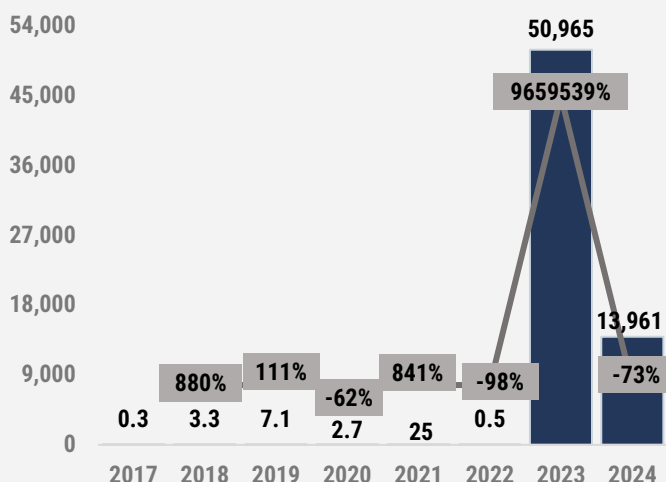


Top-5 Positions with the Highest **Decrease** of Imports in Short-term

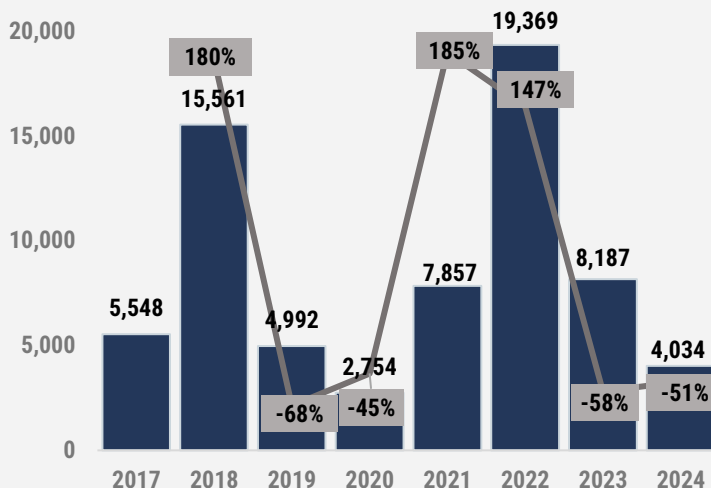
Imports Value of Sunflower-seed or Safflower Oil, refined, K\$



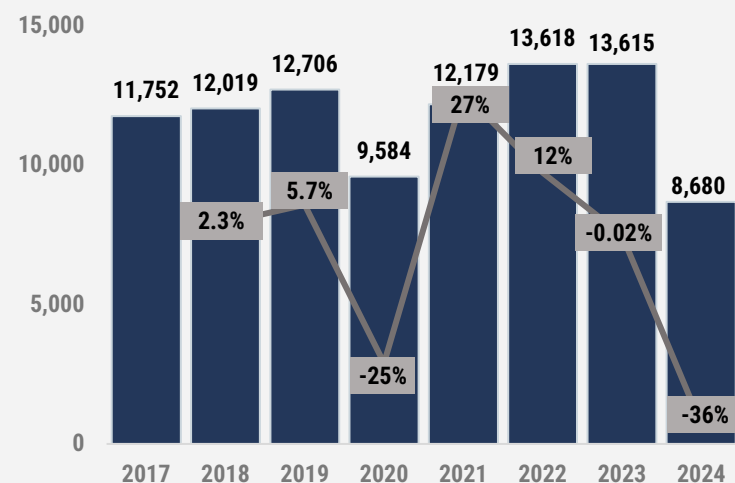
Imports Value of Semifinished Products of alloy steel, K\$



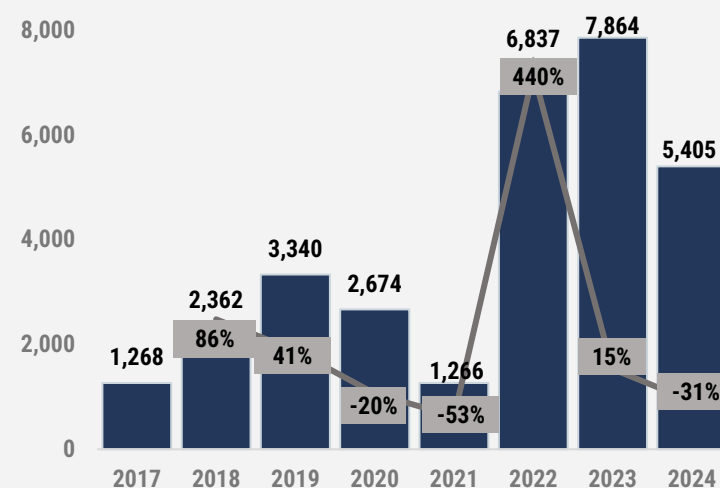
Imports Value Of Tubes, Pipes, Hollow Profiles, Seamless others, K\$



Imports Value of Ski-boots, and Snowboard Boots, K\$

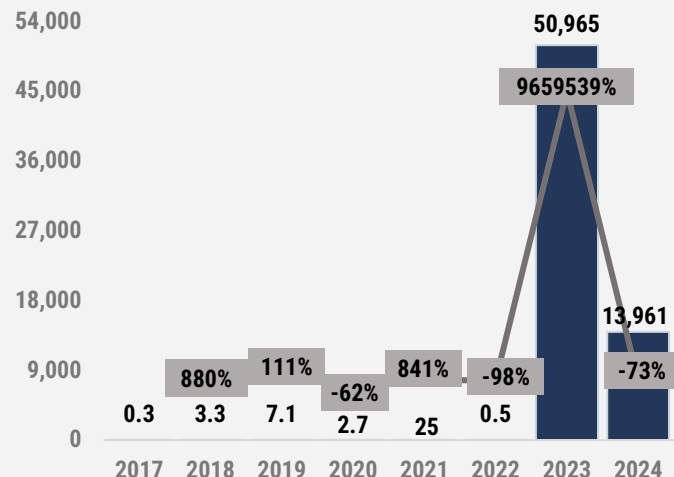


Imports Value of Line Pipe for Gas Pipelines, of iron or steel, nes, K\$

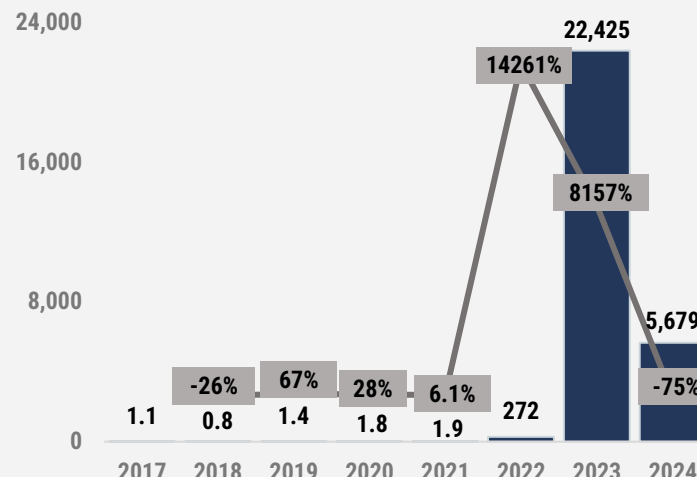


Top-5 Positions with the Highest Increase of Imports in Long-term

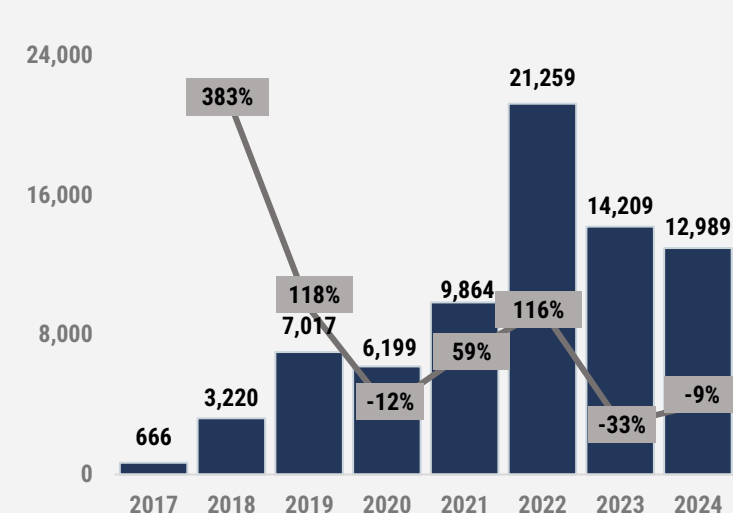
Imports Value of Semifinished products of alloy steel (others), K\$



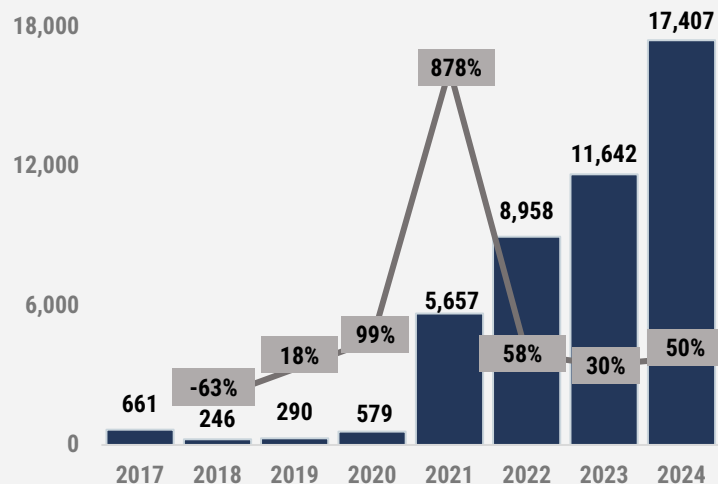
Imports Value of Sunflower-seed or Safflower Oil, refined, K\$



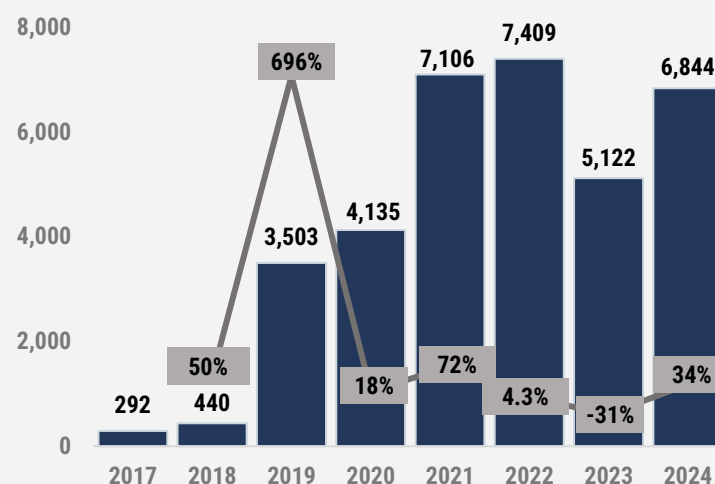
Imports Value of Machines for Regeneration of Voice, Images, K\$



Imports Value of Parts of Turbojets or Turbo Propellers, K\$



Imports Value of Stranded Wire, Ropes and Cables, not electrically insulated, of iron or steel, K\$

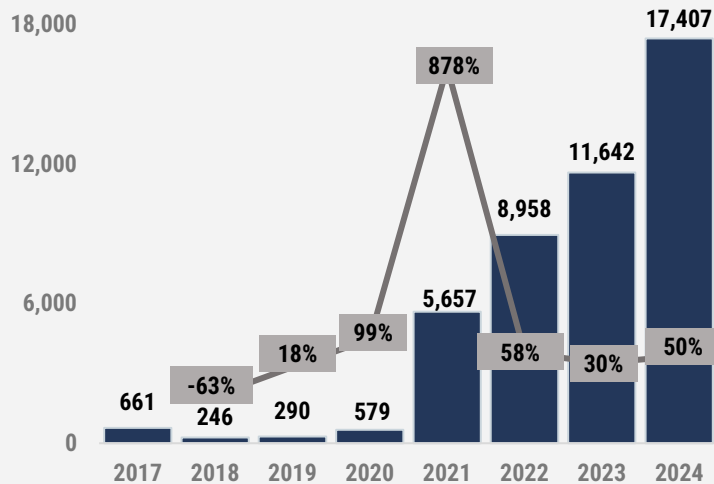


Top-Ranked Import Positions within the Largest-Value Segment

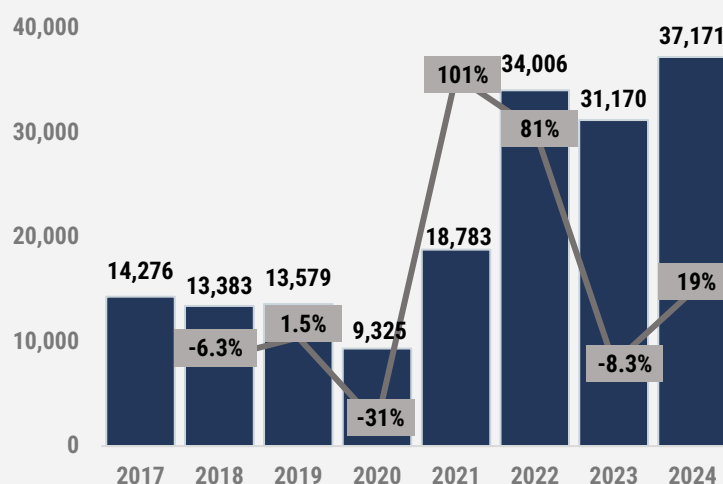
Category Scores for Import Potential Estimation

HS Code	Product Description	Imports in 2024, Scores (1-10)	7Y CAGR 2017-2023, Scores (1-10)	Growth Rate in 2024, Scores (1-10)	Total Quantity of Scores
841191	Parts of turbojets	7	5	7	19
401110	New pneumatic tires, of rubber, of a kind used on motor cars	10	3	6	19
851671	Electric coffee or tea makers	9	4	5	18
722490	Semifinished products of alloy steel (other than stainless) others	5	10	0	15
850440	Electrical static converters; power supplies for adp machines or units of 8471	0	5	10	15
620220	Women's overcoats, raincoats, capes, cloaks anoraks of wool or fine animal hair, other than those of heading no. 6204	10	0	5	15
851762	Machines for the reception, conversion and transmission or regeneration of voice, images or other data, including switching and routing apparatus	5	5	5	15
731210	Stranded wire, ropes and cables, not electrically insulated, of iron or steel	2	5	7	14
901890	Instruments and appliances for medical, surgical or veterinary sciences, others	0	5	8	13
401120	New pneumatic tires, of rubber, of a kind used on buses or trucks	5	3	5	13

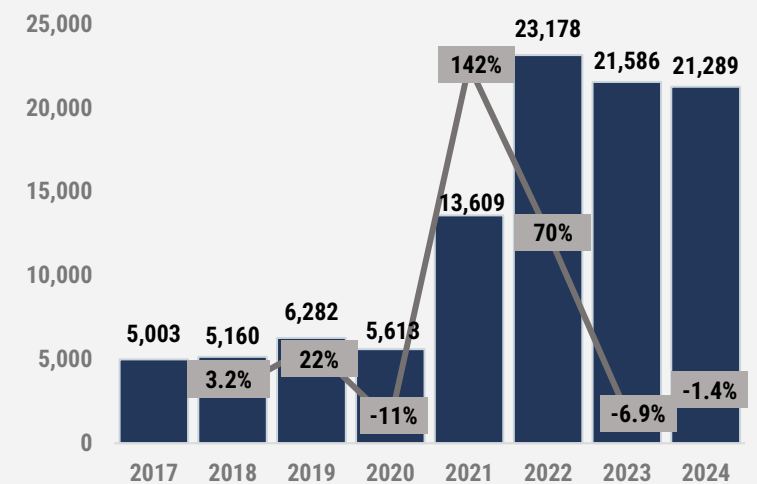
Imports Value of Parts of Turbojets, K\$



Imports Value of New Pneumatic Tires, of rubber, K\$

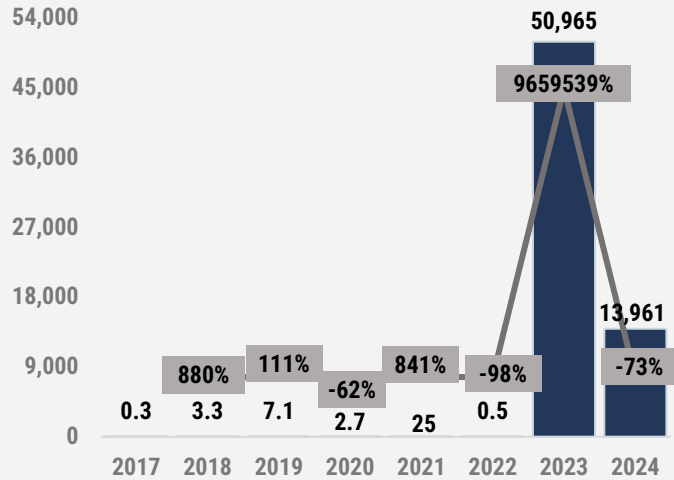


Imports Value of Electric Coffee or Tea Makers, K\$

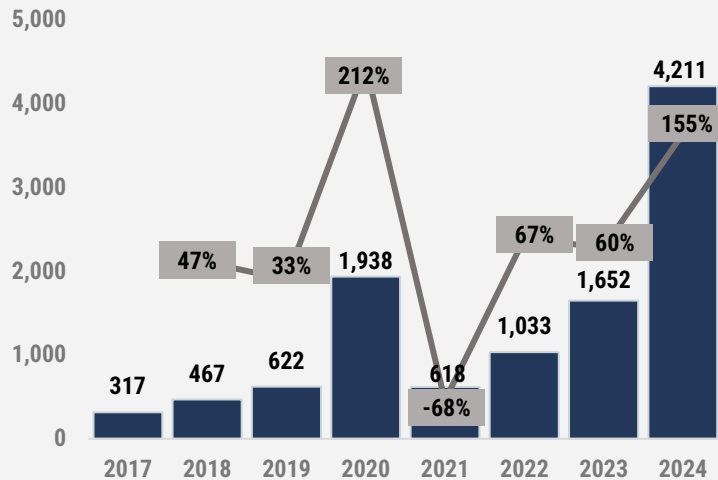


Top-Ranked Import Positions within the Largest-Value Segment

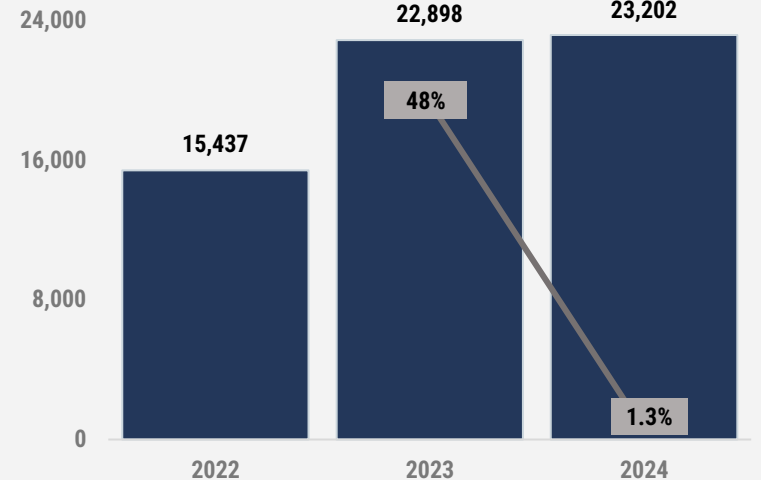
Imports Value of Semifinished Products of alloy steel, others, M\$



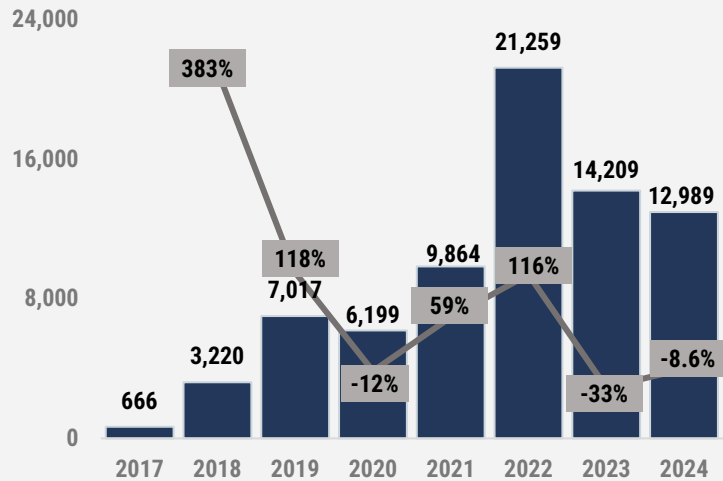
Imports Value of Power supplies for adp machines or units of 8471, M\$



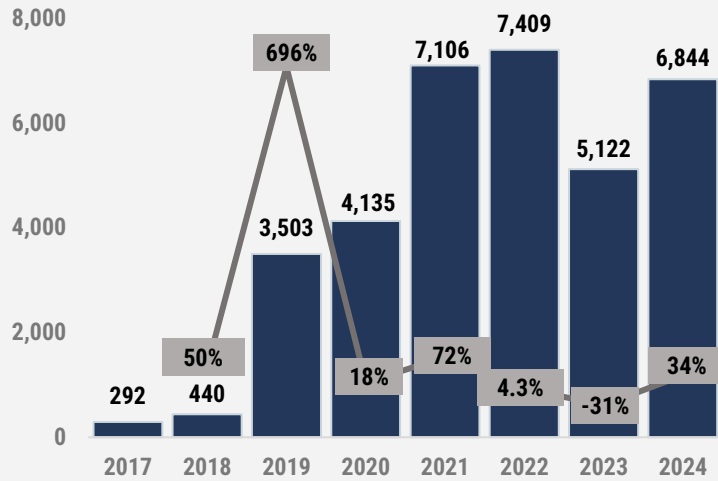
Imports Value of Women's overcoats, raincoats of wool or fine animal hair, other than those of heading no. 6204, M\$



Imports Value of Machines for regeneration of voice, images, M\$



Imports Value of Stranded wire, not electrically insulated, of iron or steel, M\$

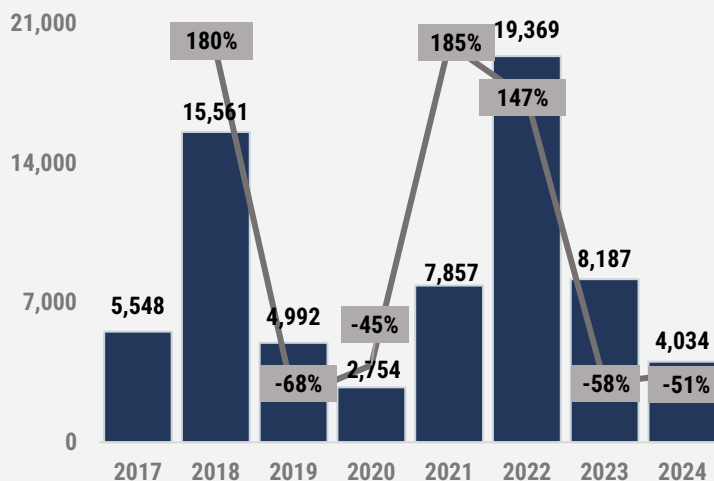


Lowest-Ranked Import Positions within the Largest-Value Segment

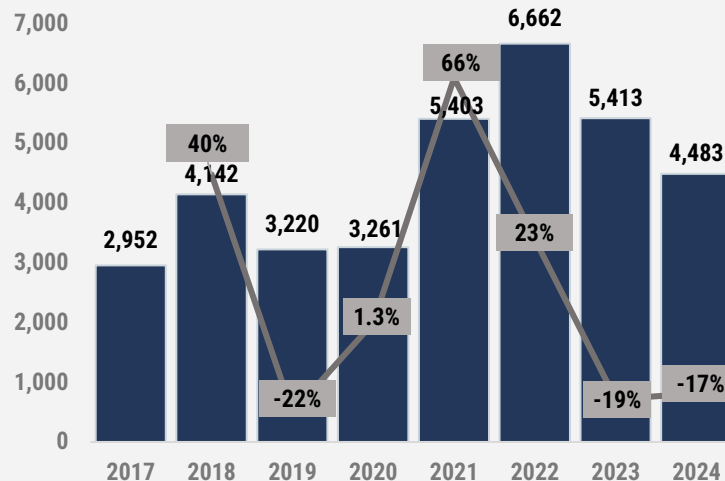
Category Scores for Import Potential Estimation

HS Code	Product Description	Imports in 2024, Scores (1-10)	7Y CAGR 2017-2023, Scores (1-10)	Growth Rate in 2024, Scores (1-10)	Total Quantity of Scores
990100	Goods under HS code 990100	0	0	0	0
730459	Tubes, pipes and hollow profiles, seamless others, of circular cross section of alloy steel	0	1	1	2
940360	Wooden furniture, others	0	2	2	4
640212	Other footwear with outer soles and uppers of rubber or plastics: sports footwear: ski-boots and cross-country ski footwear and snowboard boots	3	1	1	5
730419	Line pipe for oil and gas pipelines, of seamless iron (other than cast iron) or steel, nes	1	5	1	7
300420	Medicaments, in measured doses, etc., containing antibiotics, others	0	2	5	7
240399	Manufactured tobacco and its substitutes, others; tobacco extracts and essences	0	0	8	8
848180	Taps, cocks, valves and similar appliances for pipes, vats or the like, others	3	0	6	9
300490	Medicaments, in measured doses, etc, others	1	0	8	9
151219	Sunflower-seed or safflower oil, and their fractions, refined but not chemically modified	1	8	0	9

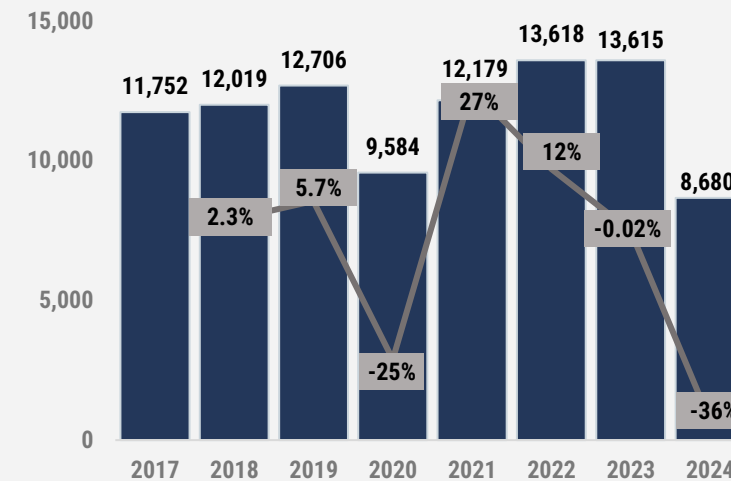
Imports Value of Tubes, pipes and hollow profiles, seamless others, M\$



Imports Value of Wood Furniture, others, M\$

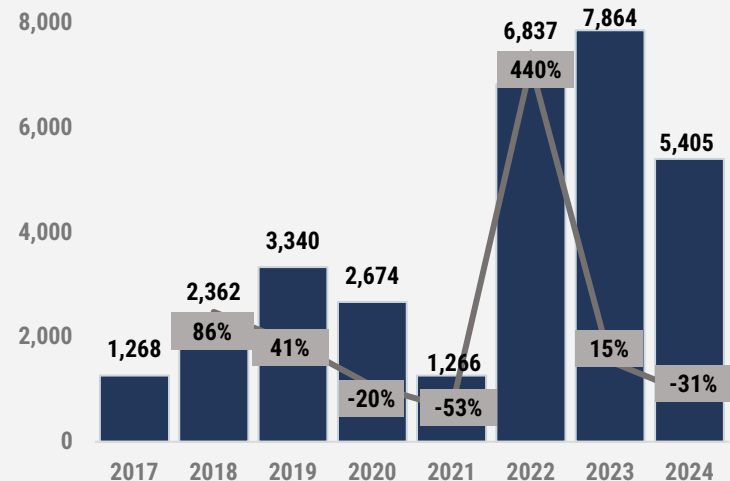


Imports Value of Ski-boots, and Snowboard Boots, M\$

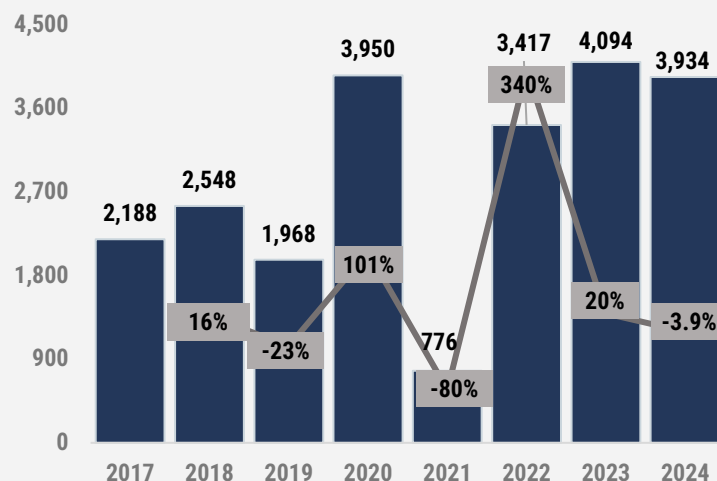


Lowest-Ranked Import Positions within the Largest-Value Segment

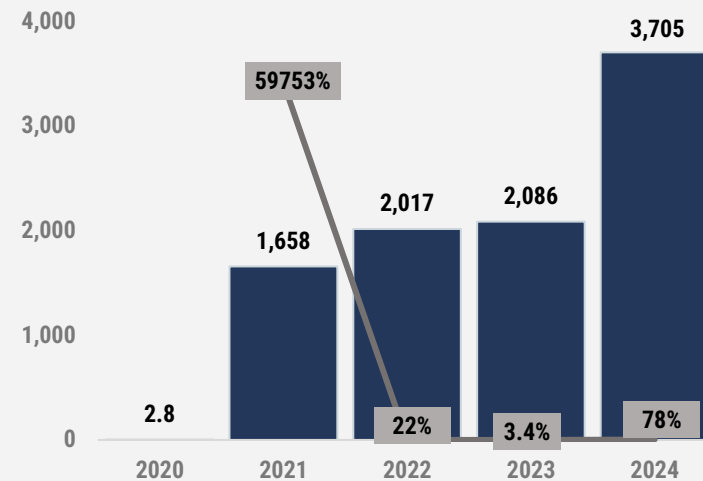
Imports Value of Line Pipe for gas pipelines, of iron or steel, nes, M\$



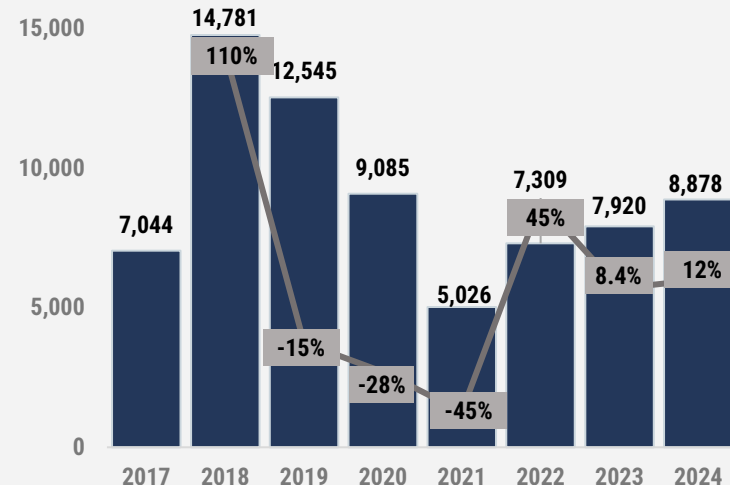
Imports Value of Medicaments, in measured doses, etc., containing antibiotics, others, M\$



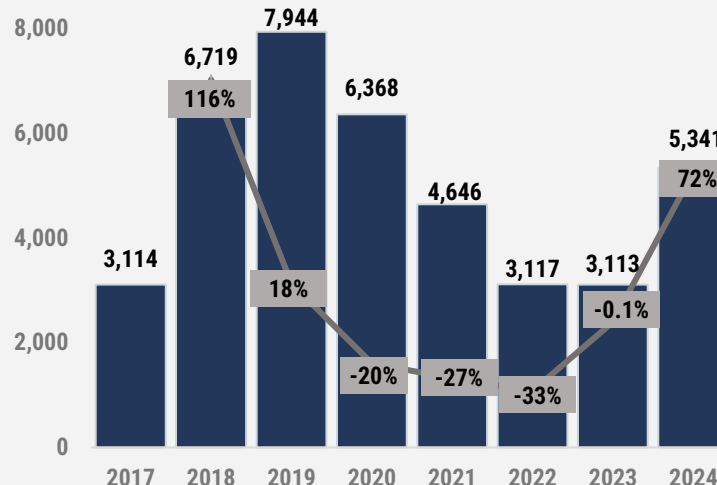
Imports Value of Tobacco and its Substitutes, others, M\$



Imports Value of Taps, Cocks, Valves, Vats, others, M\$



Imports Value of Medicaments, in measured doses, etc, others, M\$



2

**Champion-Value Segment:
from 1.9 M\$ – 3.7 M\$ per
one product**

Imported Goods from Romania to Canada with Imports Value of 1.9-3.7 M\$

* Product Categories Ranked 26 – 50 by the size of Import Value (out of 2 199 goods traded in 2024)

Rank by Imports value In 2024	HS Code	Product Description	2017, M\$	2018, M\$	2019, M\$	2020, M\$	2021, M\$	2022, M\$	2023, M\$	2024, M\$	Growth Rate in 2024	8Y CAGR, 2017-2024	Share in total imports in 2024
26	850410	Ballasts for discharge lamps or tubes	0.03	0.02	0.03	0.06	0.04	0.03	0.60	3.12	>100%	78.22%	0.67%
27	854442	Electric conductors, <1000 v, fitted with connectors, others	1.36	1.01	0.32	0.42	0.48	0.68	1.21	3.06	>100%	10.69%	0.66%
28	611011	Sweaters, pullovers, knitted or crocheted, of wool	1.48	2.29	1.84	1.11	2.98	2.85	2.99	3.05	1.91%	9.47%	0.66%
29	940169	seats with wooden frames, not upholstered, others	0.95	0.84	1.60	2.18	3.67	4.08	2.87	3.00	4.52%	15.44%	0.65%
30	392520	Doors, windows and their frames, of plastics	4.26	5.34	3.58	3.55	4.13	6.65	4.77	3.00	-37.22%	-4.30%	0.65%
31	853690	Electrical apparatus for making connections to or in electrical circuits, for a voltage <1,000 v, others	1.36	2.00	1.86	1.37	2.00	2.40	2.72	2.96	9.05%	10.26%	0.64%
32	853710	Boards, panels, consoles, < 1,000 v	1.39	0.66	4.00	0.84	0.94	1.44	1.74	2.85	63.64%	9.34%	0.61%
33	870880	Suspension shock absorbers for motor vehicles	0.77	0.90	1.77	1.74	1.77	1.97	2.00	2.76	38.15%	17.39%	0.59%
34	610210	Women's overcoats, carcoats, of wool, knitted	0.14	0.77	0.24	0.31	1.11	3.18	2.17	2.74	26.22%	44.66%	0.59%
35	950612	Snow-ski bindings and parts	1.35	2.24	3.87	2.97	5.49	4.48	3.13	2.71	-13.36%	9.08%	0.59%
36	940161	Seats with wooden frames, upholstered, others	4.77	2.43	2.14	1.05	2.19	5.16	3.09	2.71	-12.16%	-6.80%	0.58%
37	999999	Commodities not specified according to kind	0.23	2.91	7.39	0.61	0.27	10.67	2.60	2.71	4.02%	35.87%	0.58%
38	721590	Bars and rods of iron or nonalloy steel, others	1.39	2.24	3.36	1.61	2.14	4.05	2.52	2.48	-1.28%	7.54%	0.53%
39	848250	Cylindrical roller bearings others	1.44	1.75	1.81	1.49	1.69	2.22	2.93	2.45	-16.54%	6.88%	0.53%
40	620342	Men's trousers, shorts of cotton, not knitted	3.69	4.61	4.44	2.70	2.73	3.17	3.23	2.40	-25.58%	-5.20%	0.52%
41	620120	Men's overcoats, raincoats, of wool, other than those of heading no. 6203	n/a	n/a	n/a	n/a	n/a	1.08	1.62	2.27	40.31%	n/a	0.49%
42	441292	Plywood; n.e.c. in heading 4412, with at least one outer ply of non-coniferous wood	0.00	0.00	0.00	0.00	0.00	0.00	0.00	2.19	n/a	n/a	0.47%
43	620520	Men's shirts of cotton, not knitted or crocheted	5.24	4.77	3.51	1.94	1.72	3.89	3.05	2.13	-30.35%	-10.66%	0.46%
44	420221	Handbags,, with outer surface of leather	1.38	1.79	1.63	0.76	1.06	2.30	2.84	2.09	-26.49%	5.31%	0.45%
45	630790	Made-up textile articles, others	0.90	0.87	1.44	1.34	1.73	1.87	1.72	2.02	17.20%	10.66%	0.43%
46	847990	Parts of machines having individual functions	0.37	5.21	3.67	4.17	2.12	0.89	0.93	2.01	>100%	23.51%	0.43%
47	441011	Particle board, of wood	1.98	3.19	4.25	4.27	4.41	6.25	5.74	1.98	-65.60%	0.00%	0.43%
48	401039	Transmission belts, of vulcanized rubber, others	0.33	0.49	0.61	1.11	1.41	1.50	1.50	1.95	30.08%	24.79%	0.42%
49	848299	Parts of ball or roller bearings, others	1.48	1.32	1.81	1.84	1.48	2.33	2.03	1.92	-5.50%	3.31%	0.41%
50	880730	Aircraft and spacecraft; parts of helicopters or unmanned aircraft n.e.c. in heading no. 8807	n/a	n/a	n/a	n/a	n/a	2.10	2.32	1.90	-17.75%	n/a	0.41%

Shares in total imports value (\$), %

* Product Categories Ranked **26– 50** by the size of Import Value (out of 2 199 goods traded in 2024)

Rank by Imports value In 2024	HS Code	Product Description	Share, 2017, %	Share, 2018, %	Share, 2019, %	Share, 2020, %	Share, 2021, %	Share, 2022, %	Share, 2023, %	Share, 2024, %
26	850410	Ballasts for discharge lamps or tubes	0.01%	0.01%	0.01%	0.02%	0.01%	0.00%	0.11%	0.67%
27	854442	Electric conductors, <1000 v, fitted with connectors, others	0.32%	0.26%	0.09%	0.13%	0.09%	0.11%	0.21%	0.66%
28	611011	Sweaters, pullovers, knitted or crocheted, of wool	0.35%	0.58%	0.51%	0.34%	0.57%	0.47%	0.53%	0.66%
29	940169	seats with wooden frames, not upholstered, others	0.22%	0.21%	0.44%	0.67%	0.70%	0.67%	0.51%	0.65%
30	392520	Doors, windows and their frames, of plastics	1.00%	1.36%	1.00%	1.10%	0.78%	1.09%	0.84%	0.65%
31	853690	Electrical apparatus for making connections to or in electrical circuits, for a voltage <1,000 v, others	0.32%	0.51%	0.52%	0.43%	0.38%	0.39%	0.48%	0.64%
32	853710	Boards, panels, consoles, < 1,000 v	0.33%	0.17%	1.11%	0.26%	0.18%	0.24%	0.31%	0.61%
33	870880	Suspension shock absorbers for motor vehicles	0.18%	0.23%	0.49%	0.54%	0.34%	0.32%	0.35%	0.59%
34	610210	Women's overcoats, carcoats, of wool, knitted	0.03%	0.20%	0.07%	0.10%	0.21%	0.52%	0.38%	0.59%
35	950612	Snow-ski bindings and parts	0.32%	0.57%	1.08%	0.92%	1.04%	0.74%	0.55%	0.59%
36	940161	Seats with wooden frames, upholstered, others	1.12%	0.62%	0.59%	0.32%	0.42%	0.85%	0.55%	0.58%
37	999999	Commodities not specified according to kind	0.05%	0.74%	2.06%	0.19%	0.05%	1.75%	0.46%	0.58%
38	721590	Bars and rods of iron or nonalloy steel, others	0.33%	0.57%	0.93%	0.50%	0.41%	0.66%	0.45%	0.53%
39	848250	Cylindrical roller bearings others	0.34%	0.44%	0.50%	0.46%	0.32%	0.36%	0.52%	0.53%
40	620342	Men's trousers, shorts of cotton, not knitted	0.87%	1.17%	1.24%	0.83%	0.52%	0.52%	0.57%	0.52%
41	620120	Men's overcoats, raincoats, of wool, other than those of heading no. 6203	n/a	n/a	n/a	n/a	n/a	0.18%	0.29%	0.49%
42	441292	Plywood; n.e.c. in heading 4412, with at least one outer ply of non-coniferous wood	0.00%	0.00%	0.00%	0.00%	0.00%	0.00%	0.00%	0.47%
43	620520	Men's shirts of cotton, not knitted or crocheted	1.23%	1.21%	0.98%	0.60%	0.33%	0.64%	0.54%	0.46%
44	420221	Handbags,, with outer surface of leather	0.33%	0.46%	0.45%	0.24%	0.20%	0.38%	0.50%	0.45%
45	630790	Made-up textile articles, others	0.21%	0.22%	0.40%	0.41%	0.33%	0.31%	0.30%	0.43%
46	847990	Parts of machines having individual functions	0.09%	1.32%	1.02%	1.29%	0.40%	0.15%	0.16%	0.43%
47	441011	Particle board, of wood	0.46%	0.81%	1.18%	1.32%	0.84%	1.03%	1.02%	0.43%
48	401039	Transmission belts, of vulcanized rubber, others	0.08%	0.13%	0.17%	0.34%	0.27%	0.25%	0.27%	0.42%
49	848299	Parts of ball or roller bearings, others	0.35%	0.34%	0.50%	0.57%	0.28%	0.38%	0.36%	0.41%
50	880730	Aircraft and spacecraft; parts of helicopters or unmanned aircraft n.e.c. in heading no. 8807	0.00%	0.00%	0.00%	0.00%	0.00%	0.35%	0.41%	0.41%

...Exceed 13% of total Canada's imports from Romania

This **group** with imports value of more than 1.9 and less than 3.7 M\$ (under 6-digit HS classification) represent **13.46%** of Canada's imports from Romania, reaching nearly **\$62.46 million** in 2024.

This Group is dominated by the following product categories:

- **Clothes, including Coats: Amounting to nearly \$12.59 million, accounting for approximately 2.71% of total Canada's imports from Romania:**
 - Sweaters, pullovers, sweatshirts, waistcoats (vests), and similar articles knitted or crocheted, of wool
 - Women's overcoats, carcoats, capes, cloaks, anoraks (including ski-jackets), windbreakers and similar articles of wool, knitted or crocheted
 - Men's trousers, bib and brace overalls, breeches and shorts of cotton, not knitted or crocheted
 - Men's overcoats, raincoats, anoraks, of wool, other than those of heading no. 6203
 - Men's shirts of cotton, not knitted or crocheted
- **Electrical Machinery, Equipment, Parts and Accessories of Such Articles: These accounted for \$10.88 million, accounting for 2.34% of total Canada's imports from Romania:**
 - Electrical apparatus for switching, protecting or making connections to or in electrical circuits, for a voltage not exceeding 1,000 v, others
 - Electric conductors, for a voltage not exceeding 1000 v, fitted with connectors, others
 - Boards, panels, consoles, etc. with electrical apparatus, for electric control or distribution of electricity, for a voltage not exceeding 1,000 v
 - Parts of machines and mechanical appliances having individual functions, others
- **Seats: Totaling nearly \$5.72 million in 2024, representing 1.23% of Canada's imports from Romania:**
 - Seats with wooden frames, not upholstered, others
 - Seats with wooden frames, upholstered, others
- Other Product Categories include: **Doors, Windows and Their Frames, Plywood, Handbags, Parts of Ball or Roller Bearings, Parts of helicopters or unmanned aircraft.**

Most Growing Import Positions Within Champion-Value Segment

Out of the positions of the 2nd group, the category of **Ballasts for discharge lamps or tubes** is characterized by the most significant long-term growth in import value (2017-2024). Furthermore, this category demonstrated remarkable increase in 2024, growing by more than 417% compared to the previous year.

Goods with highest short-term growth of imports in 2024

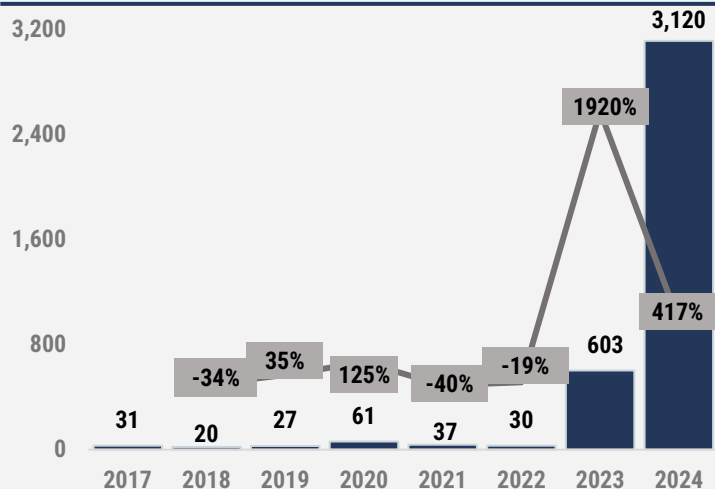
HS Code	Product Description	Imports in 2024, M\$	Growth Rate in 2024 (\$), %
850410	Ballasts for discharge lamps or tubes	3.12	417%
854442	Electric conductors, for a voltage not exceeding 1000 v, fitted with connectors, others	3.06	153%
847990	Parts of machines and mechanical appliances having individual functions, others	2.01	116%
853710	Boards, panels, consoles, etc. with electrical apparatus, for electric control or distribution of electricity, for a voltage not exceeding 1,000 v	2.85	63.64%
620120	Men's overcoats, raincoats, anoraks, of wool, other than those of heading no. 6203	2.27	40.31%
870880	Suspension shock absorbers for motor vehicles	2.76	38.15%
401039	Transmission belts or belting, of vulcanized rubber, others	1.95	30.08%
610210	Women's overcoats, carcoats, capes, cloaks, anoraks (including ski-jackets), windbreakers and similar articles of wool, knitted or crocheted	2.74	26.22%
630790	Made-up textile articles, others	2.02	17.20%
853690	Electrical apparatus for switching, protecting or making connections to or in electrical circuits, for a voltage not exceeding 1,000 v, others	2.96	9.05%
940169	Seats with wooden frames, not upholstered, others	3.00	4.52%
999999	Commodities not specified according to kind	2.71	4.02%
611011	Sweaters, pullovers, sweatshirts, waistcoats (vests), and similar articles knitted or crocheted, of wool	3.05	1.91%

Goods with highest long-term growth of imports

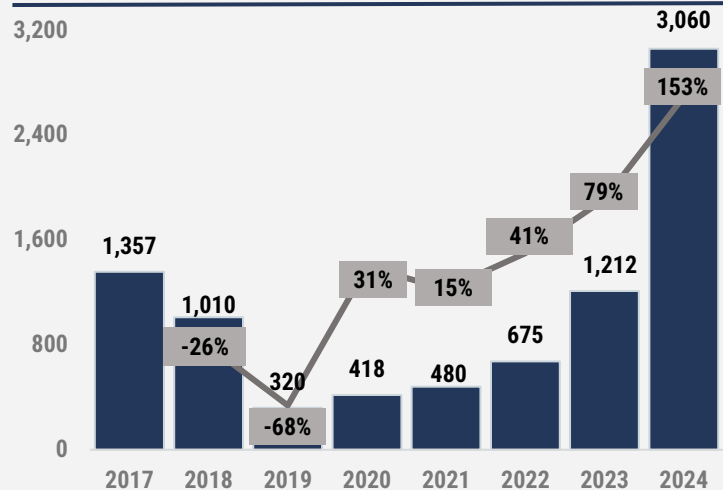
HS Code	Product Description	Imports in 2024, M\$	8Y CAGR, 2017-2024 (\$), %
850410	Ballasts for discharge lamps or tubes	3.12	78.22%
610210	Women's overcoats, carcoats, capes, cloaks, anoraks (including ski-jackets), windbreakers and similar articles of wool, knitted or crocheted	2.74	44.66%
999999	Commodities not specified according to kind	2.71	35.87%
401039	Transmission belts or belting, of vulcanized rubber, others	1.95	24.79%
847990	Parts of machines and mechanical appliances having individual functions, others	2.01	23.51%
870880	Suspension shock absorbers for motor vehicles	2.76	17.39%
940169	Seats with wooden frames, not upholstered, others	3.00	15.44%
854442	Electric conductors, for a voltage not exceeding 1000 v, fitted with connectors, others	3.06	10.69%
630790	Made-up textile articles, others	2.02	10.66%
853690	Electrical apparatus for switching, protecting or making connections to or in electrical circuits, for a voltage not exceeding 1,000 v, others	2.96	10.26%
611011	Sweaters, pullovers, sweatshirts, waistcoats (vests), and similar articles knitted or crocheted, of wool	3.05	9.47%
853710	Boards, panels, consoles, etc. with electrical apparatus, for electric control or distribution of electricity, for a voltage not exceeding 1,000 v	2.85	9.34%
950612	Snow-ski bindings and parts and accessories thereof	2.71	9.08%

Top-6 Positions with the Highest Increase of Imports in Short-term

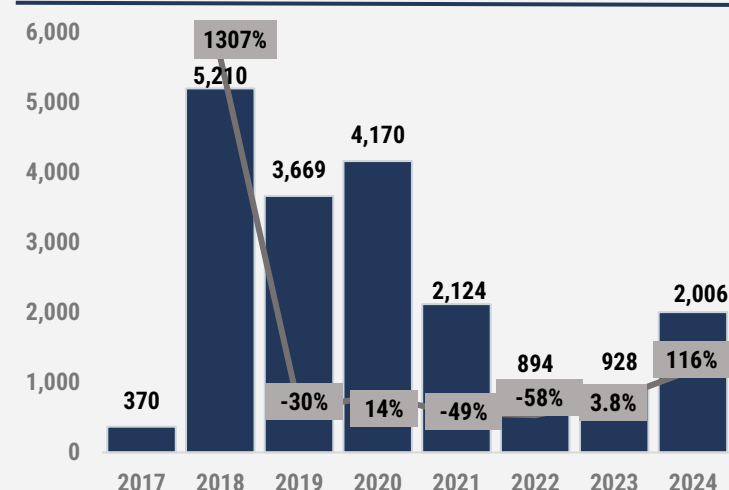
Imports Value of Ballasts for Discharge Lamps or Tubes, K\$



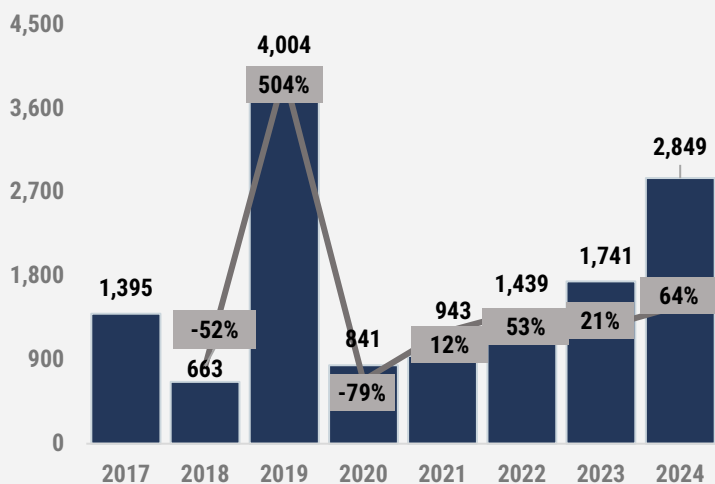
Imports Value of Electric conductors, <1000 v, others, K\$



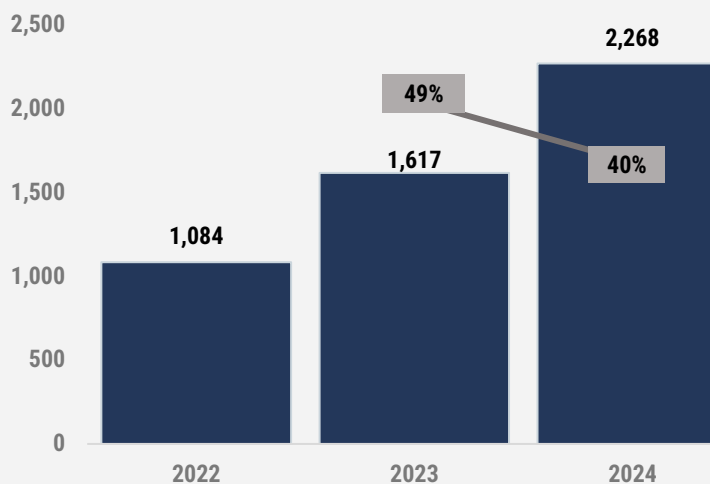
Imports Value of Parts of machines having individual functions, K\$



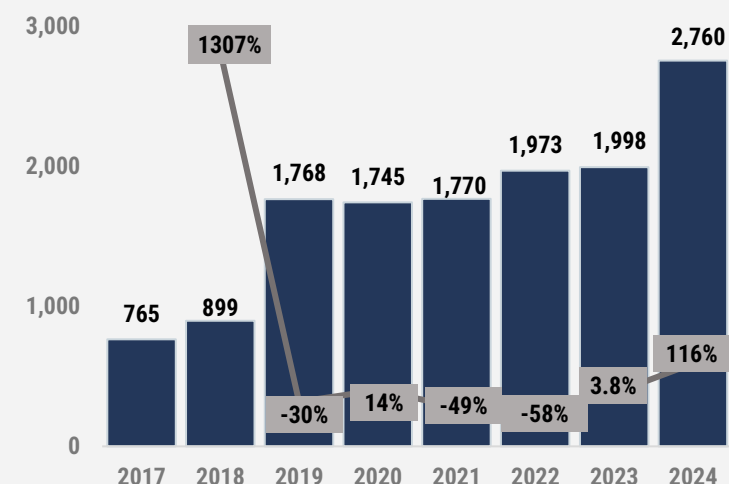
Imports Value of Boards, panels, consoles, <1,000 v, K\$



Imports Value of Men's Overcoats, of wool, other than in 6203, K\$

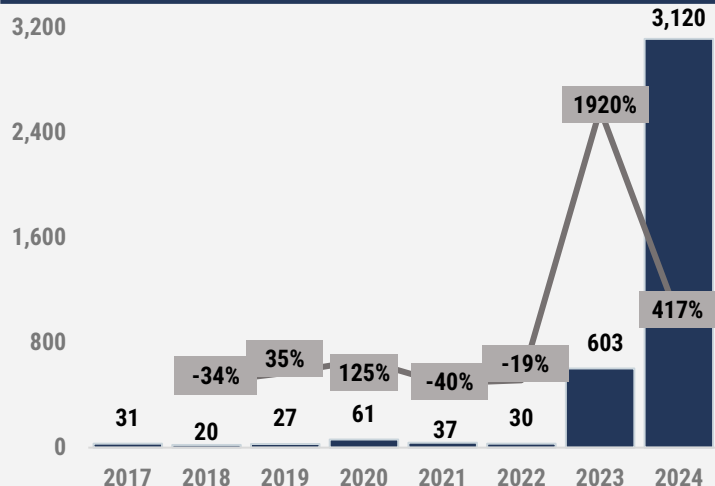


Imports Value of Suspension shock absorbers for motor vehicles, K\$

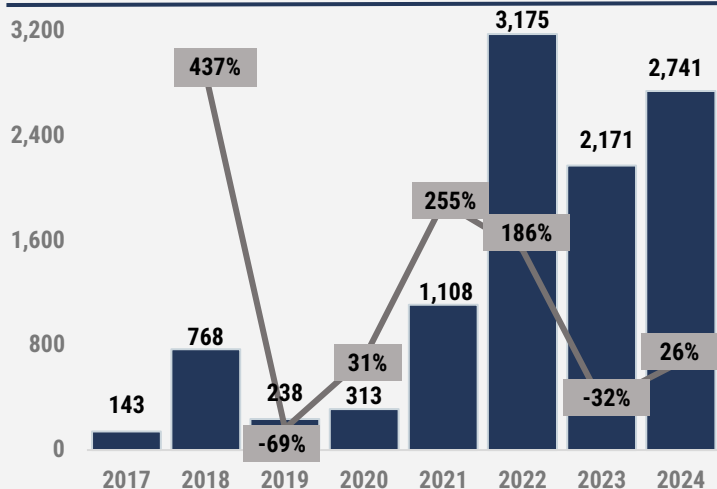


Top-6 Positions with the Highest Increase of Imports in Long-term

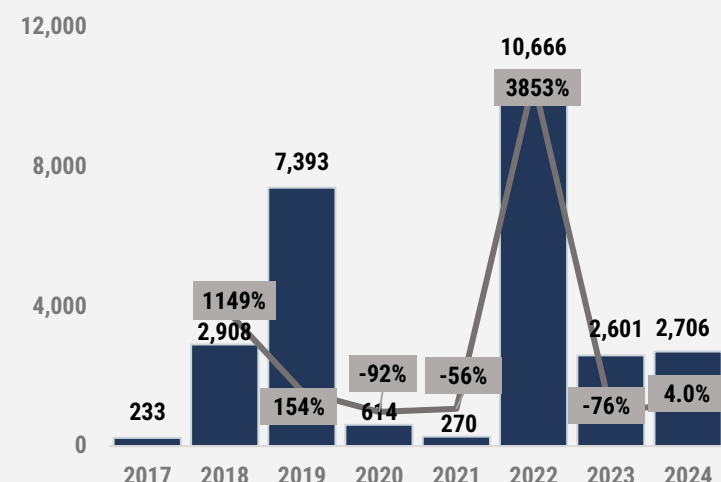
Imports Value of Ballasts for discharge lamps or tubes, K\$



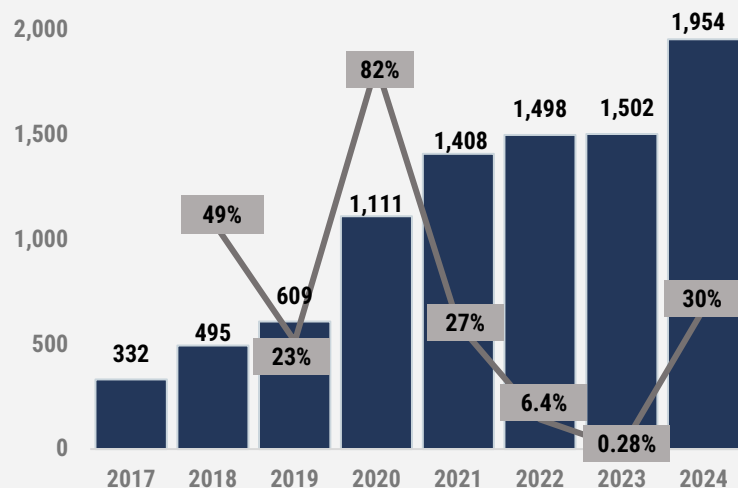
Imports Value of Women's overcoats, windbreakers and similar articles of wool, knitted or crocheted, K\$



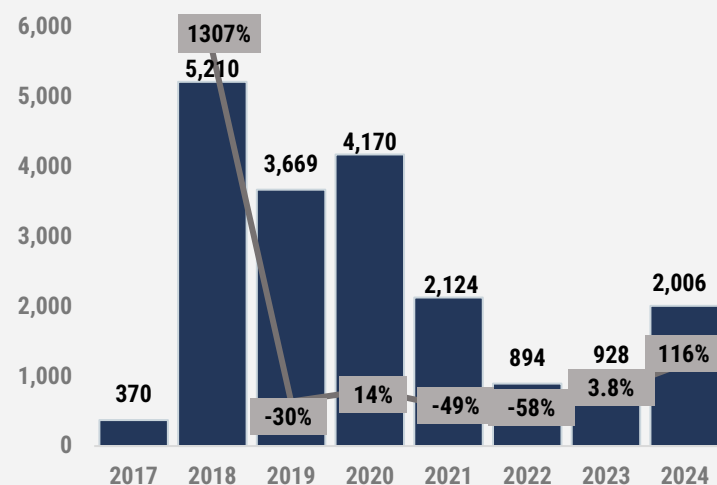
Imports Value of Commodities not specified according to kind, K\$



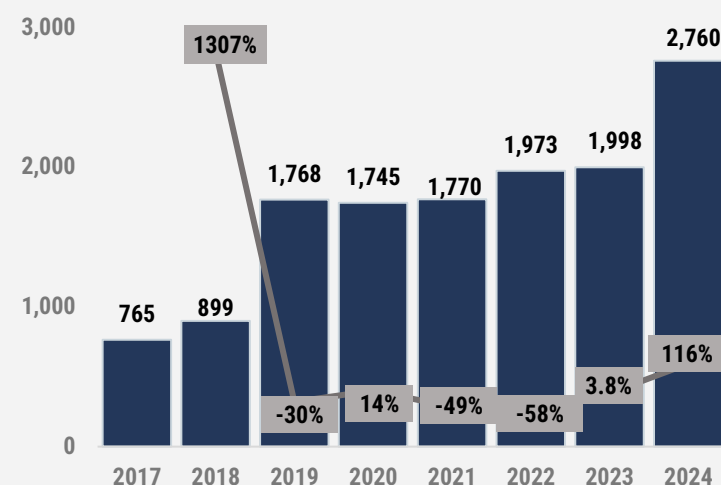
Imports Value of Transmission belts, of vulcanized rubber, others, K\$



Imports Value of Parts of machines having individual functions, K\$



Imports Value of Suspension shock absorbers for motor vehicles, K\$



Most Declining Import Positions Within Champion-Value Segment

Out of the positions of this group, 1) **Doors, windows and their frames and thresholds for doors, of plastics**; 2) **Men's shirts of cotton, not knitted or crocheted**; 3) **Men's trousers, bib and brace overalls, breeches and shorts of cotton, not knitted or crocheted** as well as 4) **Seats with wooden frames (upholstered, others)** have shown a significant decline in imports values across all the periods considered (in 2024 and 2017 – 2024).

Goods with highest short-term decrease of imports in 2024

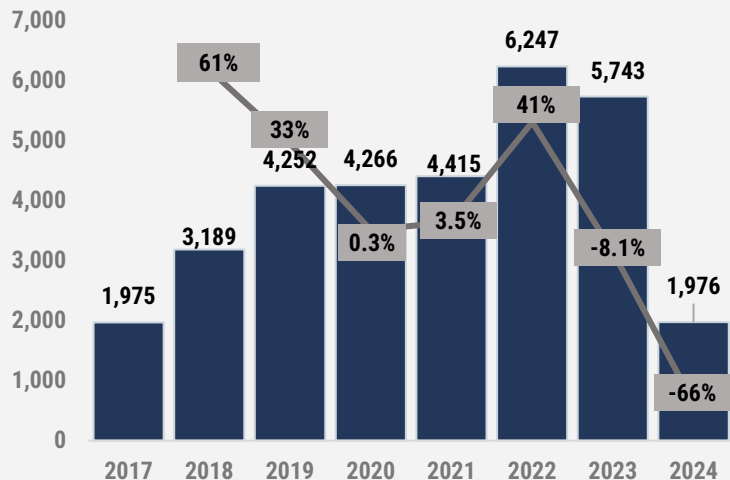
HS Code	Product Description	Imports in 2024, M\$	Growth Rate in 2024 (\$), %
441011	Particle board, of wood	1.98	-65.60%
392520	Doors, windows and their frames and thresholds for doors, of plastics	3.00	-37.22%
620520	Men's trousers, bib and brace overalls, breeches and shorts of cotton, not knitted or crocheted	2.13	-30.35%
420221	Handbags, whether or not with shoulder strap or handles, with outer surface of leather or of composition leather	2.09	-26.49%
620342	Men's trousers, bib and brace overalls, breeches and shorts of cotton, not knitted or crocheted	2.40	-25.58%
880730	Aircraft and spacecraft; parts of helicopters or unmanned aircraft n.e.c. in heading no. 8807	1.90	-17.75%
848250	Cylindrical roller bearings others	2.45	-16.54%
950612	Snow-ski bindings and parts and accessories thereof	2.71	-13.36%
940161	Seats with wooden frames, upholstered, others	2.71	-12.16%
848299	Parts of ball or roller bearings, others	1.92	-5.50%
721590	Bars and rods of iron or nonalloy steel, others	2.48	-1.28%

Goods with highest long-term decrease of imports

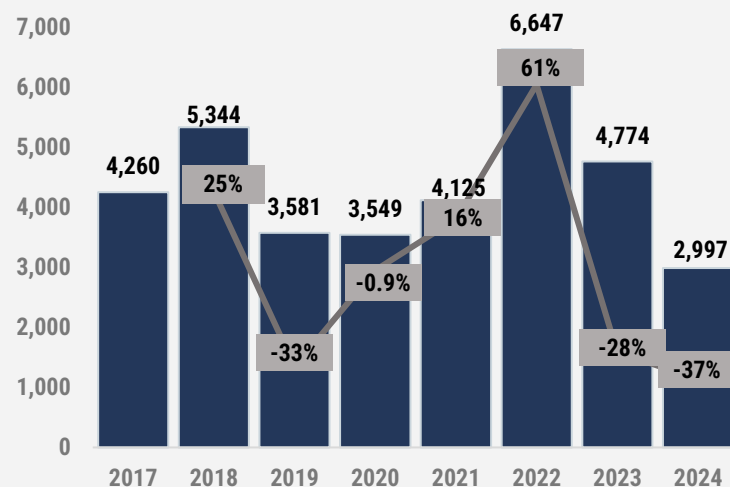
HS Code	Product Description	Imports in 2024, M\$	8Y CAGR, 2017-2024 (\$), %
620520	Men's shirts of cotton, not knitted or crocheted	2.13	-10.66%
940161	Seats with wooden frames, upholstered, others	2.71	-6.80%
620342	Men's trousers, bib and brace overalls, breeches and shorts of cotton, not knitted or crocheted	2.40	-5.20%
392520	Doors, windows and their frames and thresholds for doors, of plastics	3.00	-4.30%

Top-6 Positions with the Highest **Decrease** of Imports in Short-term

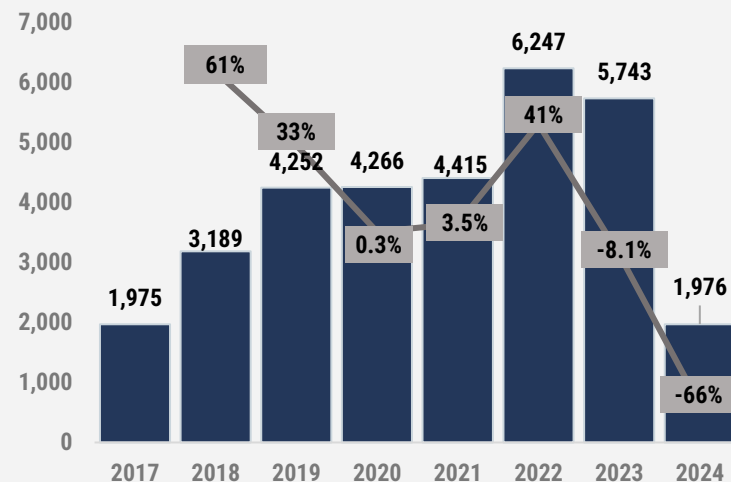
Imports Value of Particle board, of wood, K\$



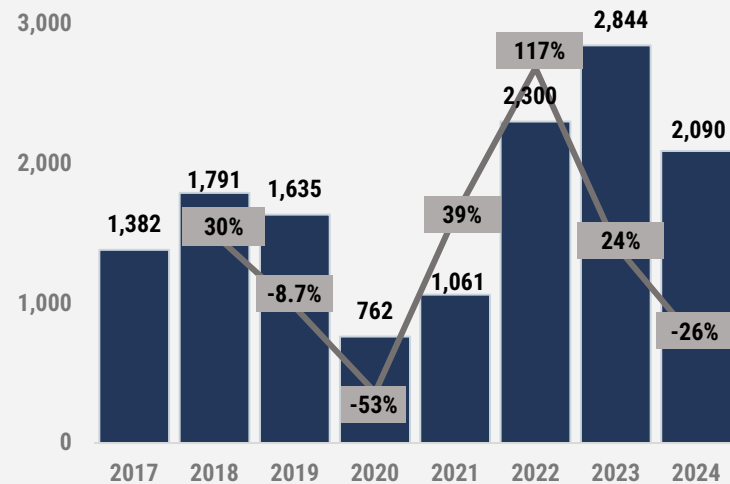
Imports Value of Doors, Windows and their Frames, of plastics, K\$



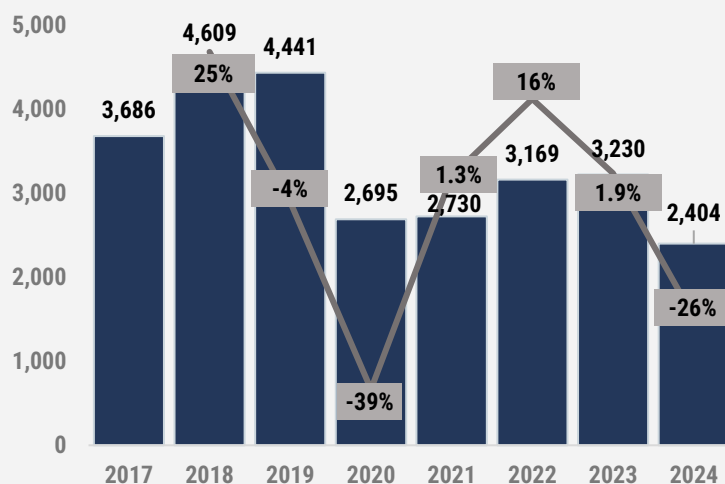
Imports Value of Men's trousers, bib and brace overalls, breeches and shorts of cotton, not knitted or crocheted, K\$



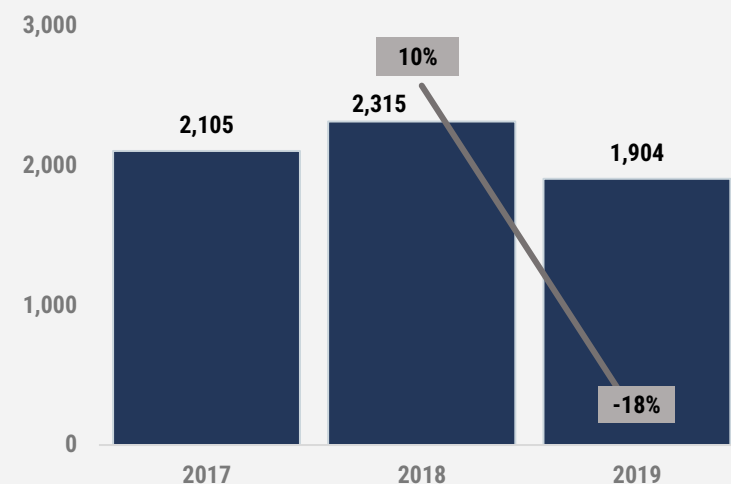
Imports Value of Handbags, whether or not with shoulder strap or handles, with outer surface of leather or of composition leather, K\$



Imports Value of Men's trousers, bib, not knitted or crocheted, K\$

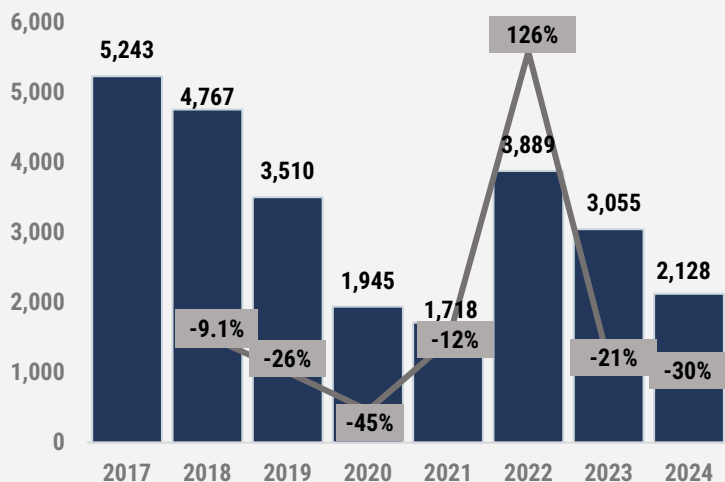


Imports Value of Parts of helicopters n.e.c. in heading no. 8807, K\$

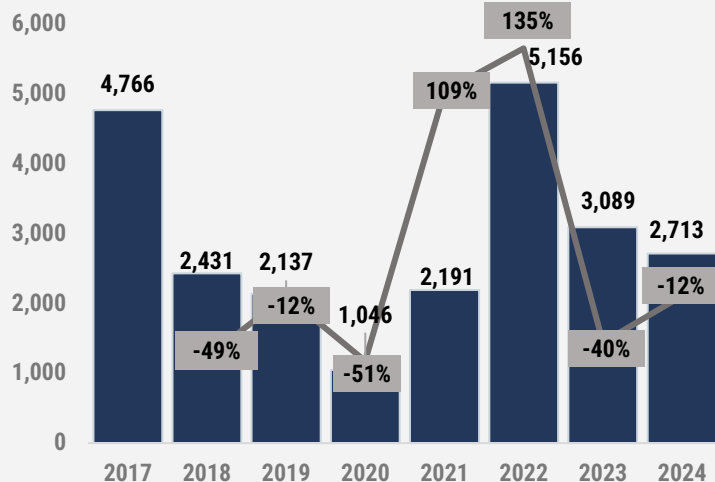


Top-4 Positions with the Highest **Decrease** of Imports in Long-term

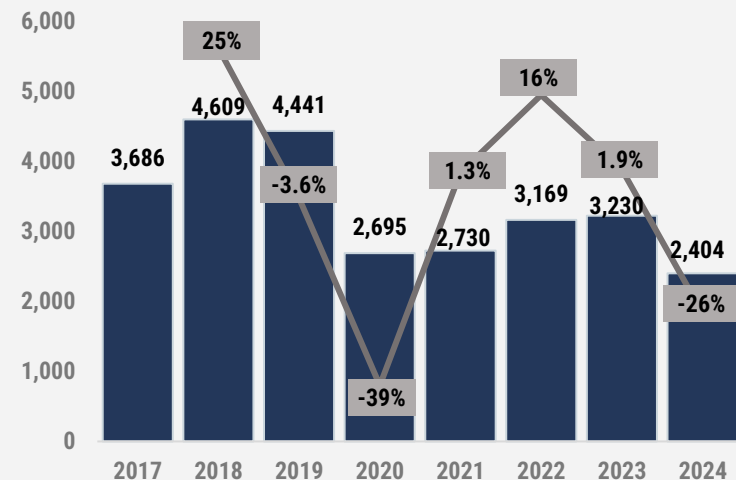
Imports Value of Men's shirts of cotton, not knitted or crocheted, K\$



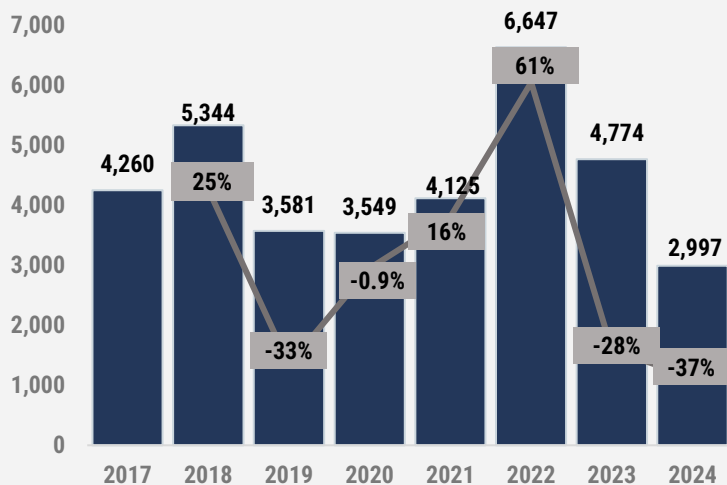
Imports Value of Seats with wooden frames, upholstered, others, K\$



Imports Value of Men's trousers, bib and brace overalls, breeches and shorts of cotton, not knitted or crocheted, K\$



Imports Value of Doors, windows and their frames, of plastics, K\$



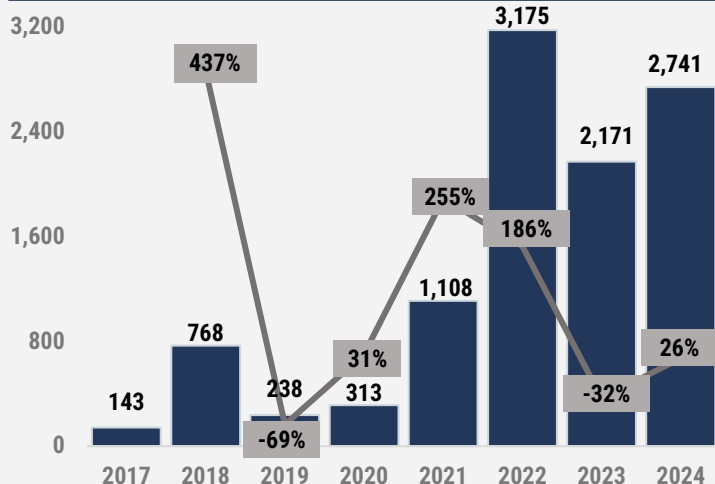
Top-Ranked Import Positions within the Champion-Value Segment

Categories' Scores for Import Potential Estimation

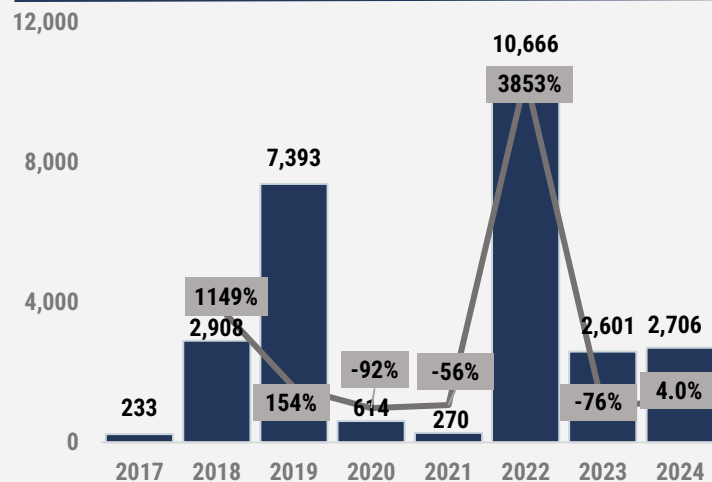
HS Code	Product Description	Imports in 2024, Scores (1-10)	7Y CAGR 2017-2023, Scores (1-10)	Growth Rate in 2024, Scores (1-10)	Total Quantity of Scores
610210	Women's overcoats, carcoats, capes, cloaks, anoraks (including ski-jackets), windbreakers and similar articles of wool, knitted or crocheted	7	10	6	23
999999	Commodities not specified according to kind	7	9	5	21
854442	Electric conductors, for a voltage not exceeding 1000 v, fitted with connectors, others	10	1	10	21
940169	Seats with wooden frames, not upholstered, others	9	6	5	20
850410	Ballasts for discharge lamps or tubes	10	0	10	20
870880	Suspension shock absorbers for motor vehicles	7	6	6	19
853690	Electrical apparatus for switching, protecting or making connections to or in electrical circuits, for a voltage not exceeding 1,000 v, others	9	5	5	19
611011	Sweaters, pullovers, sweatshirts, waistcoats (vests), and similar articles knitted or crocheted, of wool	9	5	2	16
847990	Parts of machines and mechanical appliances having individual functions, others	1	6	9	16
853710	Boards, panels, consoles, etc. with electrical apparatus, for electric control or distribution of electricity, for a voltage not exceeding 1,000 v	8	1	7	16
401039	Transmission belts or belting, of vulcanized rubber, others	0	7	6	13
721590	Bars and rods of iron or nonalloy steel, others	5	5	2	12

Top-Ranked Import Positions within the Champion-value Segment

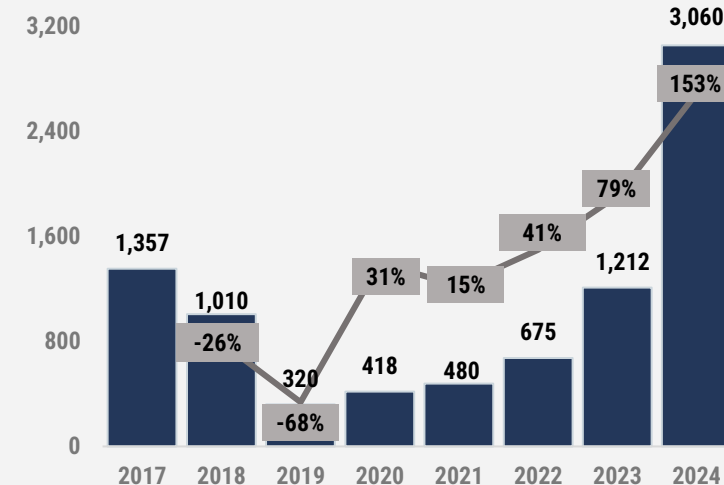
Imports Value of Women's overcoats, carcoats of wool, K\$



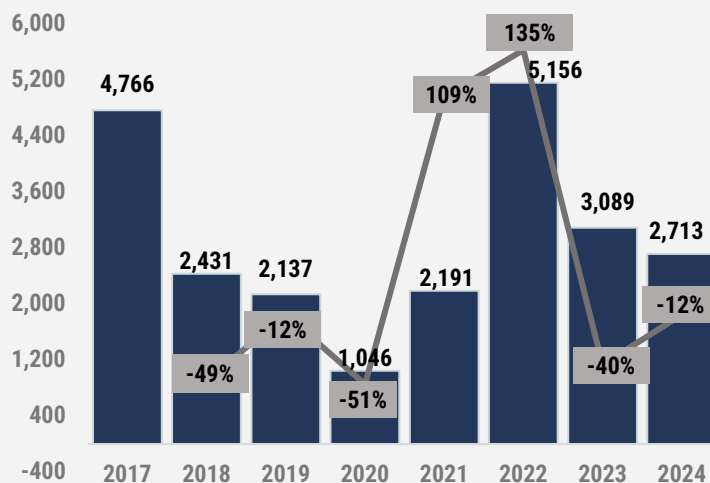
Imports Value of Commodities not specified according to kind, K\$



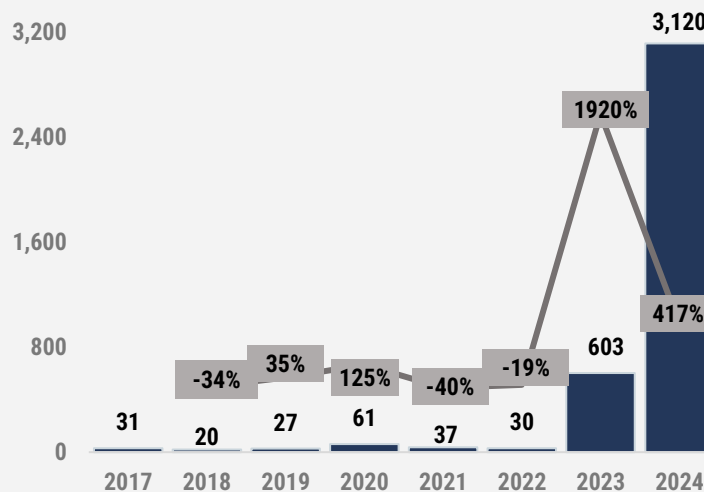
Imports Value of Electric conductors, <1000 v, others, K\$



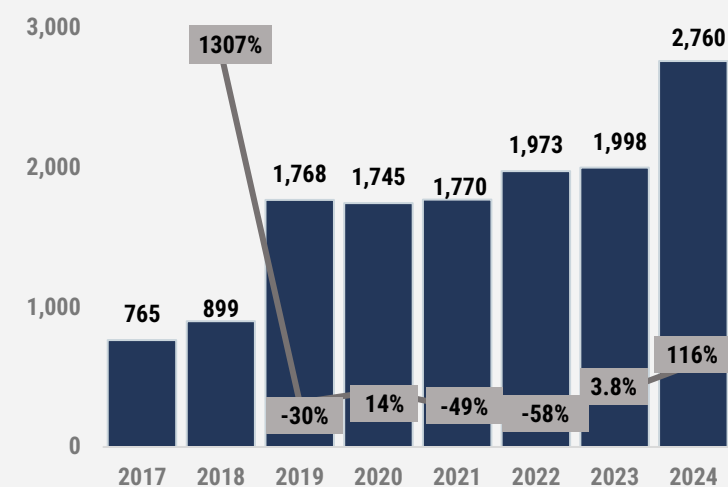
Imports Value of Seats with wooden frames, not upholstered, others, K\$



Imports Value of Ballasts for discharge lamps or tubes, K\$



Imports Value of Suspension shock absorbers for motor vehicles, K\$



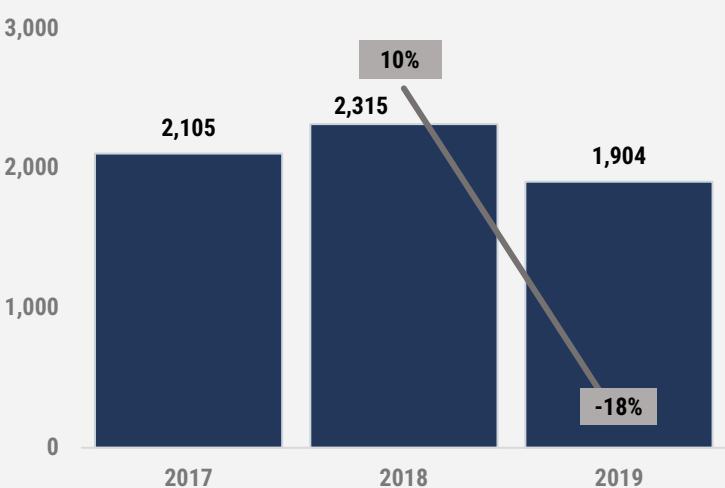
Lowest-Ranked Import Positions within the Champion-Value Segment

Categories' Scores for Import Potential Estimation

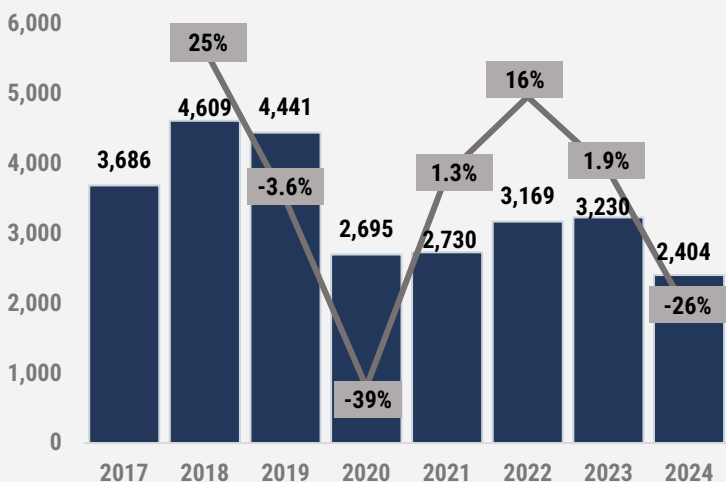
HS Code	Product Description	Imports in 2024, Scores (1-10)	7Y CAGR 2017-2023, Scores (1-10)	Growth Rate in 2024, Scores (1-10)	Total Quantity of Scores
880730	Aircraft and spacecraft; parts of helicopters or unmanned aircraft n.e.c. in heading no. 8807	0	0	2	2
441292	Plywood; n.e.c. in heading 4412, with at least one outer ply of non-coniferous wood	2	0	0	2
620520	Men's shirts of cotton, not knitted or crocheted	2	0	1	3
848299	Parts of ball or roller bearings, others	0	1	2	3
620342	Men's trousers, bib and brace overalls, breeches and shorts of cotton, not knitted or crocheted	4	1	1	6
441011	Particle board, of wood	1	6	0	7
420221	Handbags, whether or not with shoulder strap or handles, with outer surface of leather or of composition leather	2	5	1	8
940161	Seats with wooden frames, upholstered, others	7	0	2	9
620120	Men's overcoats, raincoats, anoraks, of wool, other than those of heading no. 6203	3	0	6	9
630790	Made-up textile articles, others	1	5	5	11
392520	Doors, windows and their frames and thresholds for doors, of plastics	9	1	1	11
848250	Cylindrical roller bearings others	4	5	2	11

Lowest-Ranked Import Positions within the Champion-value Segment

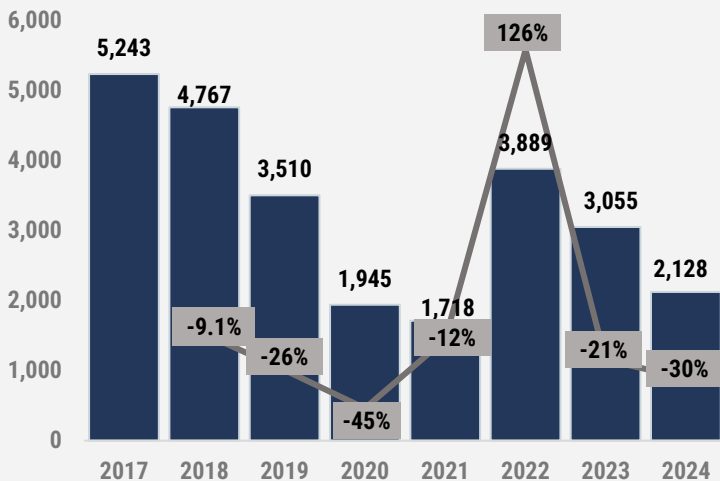
Imports Value of Parts of helicopters n.e.c. in heading no. 8807, K\$



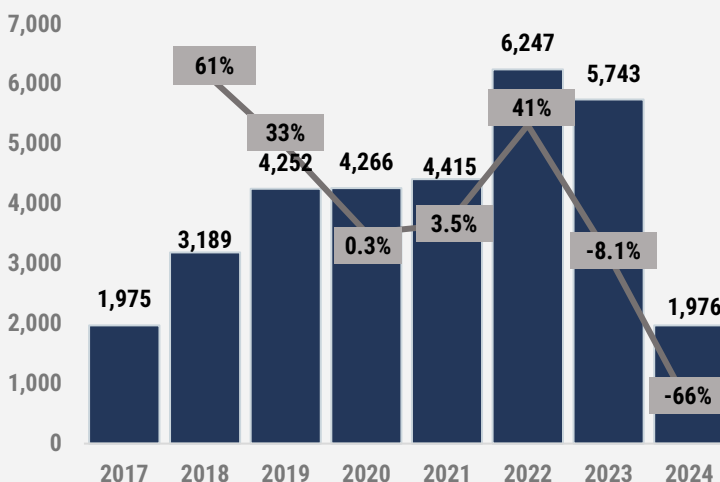
Imports Value of Men's trousers, bib and brace overalls, breeches and shorts of cotton, not knitted or crocheted, K\$



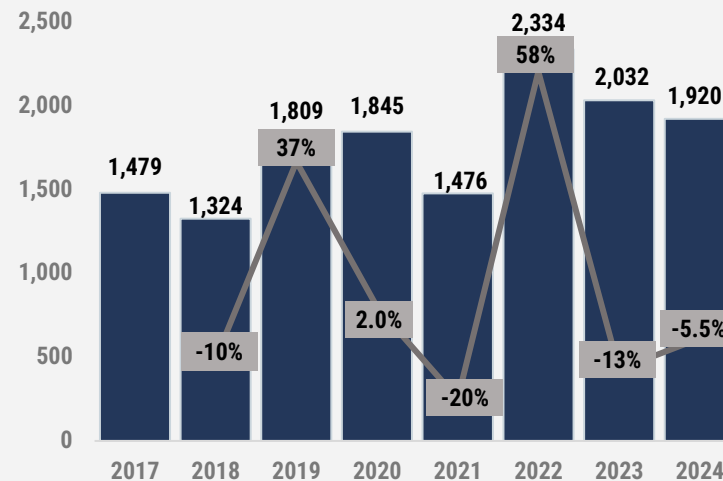
Imports Value of Men's shirts of cotton, not knitted or crocheted, K\$



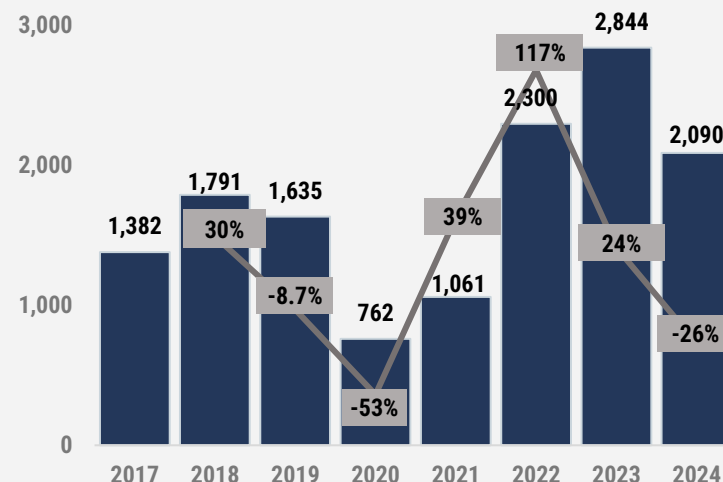
Imports Value of Particle board, of wood, K\$



Imports Value of Parts of ball or roller bearings, others, K\$



Imports Value of Handbags, whether or not with shoulder strap or handles, with outer surface of leather or of composition leather, K\$



3

**Rising Champion Value
Segment: from 1 139 K\$ –
1 900 K\$ per one product**

Imported Goods from Romania to Canada with Imports of 1 139– 1 900 K\$

* Product Categories Ranked 51 – 75 by the size of Import Value (out of 2 199 goods traded in 2024)

Rank by Imports value In 2024	HS Code	Product Description	2017, M\$	2018, M\$	2019, M\$	2020, M\$	2021, M\$	2022, M\$	2023, M\$	2024, M\$	Growth Rate in 2024	8Y CAGR, 2017-2024	Share in total imports in 2024
51	051199	Animal products, others; dead horses and other equine animals, bovine animals, sheep, others	0.35	0.05	0.55	0.15	0.61	1.12	2.07	1.79	-13.59%	22.50%	0.39%
52	853650	Electrical switches for a voltage <1,000 v, others	0.77	1.35	1.21	0.83	0.75	1.57	1.31	1.79	36.25%	11.05%	0.39%
53	490199	Printed books, brochures, leaflets, others	1.40	0.89	1.57	0.89	1.97	1.90	1.85	1.74	-5.81%	2.70%	0.37%
54	848210	Ball bearings	0.72	0.93	0.68	1.14	1.31	1.68	1.64	1.72	4.98%	11.53%	0.37%
55	842839	Continuous-action elevators, for goods, others	1.48	0.01	0.00	0.30	0.00	0.01	1.15	1.66	44.81%	1.45%	0.36%
56	850819	Vacuum cleaners with electric motor, others	0.07	0.14	0.09	0.13	0.68	0.93	1.59	1.66	4.65%	47.54%	0.36%
57	903039	Instruments for measuring voltage, without a recording device (excluding multimeters), others	0.87	1.17	0.86	0.70	0.77	1.31	1.55	1.66	7.04%	8.41%	0.36%
58	847150	Processing units other than 8471.41 and 8471.49	0.01	0.02	0.05	0.18	0.01	0.34	0.82	1.66	>100%	>100%	0.36%
59	854370	Electrical machines and apparatus, having individual functions, others	0.17	0.24	0.35	0.53	0.57	1.30	1.38	1.60	16.65%	32.57%	0.35%
60	847989	Machines having individual functions, others	0.00	0.56	4.85	3.18	1.68	2.20	1.53	1.60	4.13%	>100%	0.34%
61	640419	Footwear, with outer soles of rubber or plastics and uppers of textile materials, others	1.72	2.54	3.67	2.87	4.06	5.81	3.36	1.56	-53.46%	-1.19%	0.34%
62	732690	Articles of iron or steel, others	2.51	1.31	1.80	1.83	2.25	1.95	1.30	1.53	17.73%	-5.98%	0.33%
63	842290	Parts for machines for dishwashing, cleaning	1.49	1.39	1.72	1.35	1.62	3.51	1.45	1.50	3.30%	0.12%	0.32%
64	870891	Radiators for motor vehicles	1.07	1.02	0.75	0.88	1.48	1.47	1.96	1.48	-24.26%	4.19%	0.32%
65	851830	Headphones, earphones	0.00	0.02	0.62	0.92	1.92	1.16	1.27	1.45	14.63%	86.23%	0.31%
66	853890	Parts for electrical apparatus for electrical circuits	0.31	0.53	0.63	0.44	0.43	0.44	0.60	1.45	>100%	21.22%	0.31%
67	610190	Men's overcoats, carcoats, ski-jackets, knitted	0.24	0.39	0.52	0.10	0.63	1.09	0.83	1.42	72.52%	25.08%	0.31%
68	850940	Electromechanical domestic food grinders, mixers	1.07	1.41	0.83	0.80	1.32	0.91	1.39	1.38	-0.61%	3.25%	0.30%
69	902620	Instruments for checking pressure of liquids	0.09	0.11	0.26	0.31	0.52	0.74	0.85	1.33	56.74%	39.64%	0.29%
70	870830	Brakes and servo-brakes; parts thereof	0.98	1.58	1.90	1.80	3.38	4.06	1.65	1.33	-19.61%	3.81%	0.29%
71	841480	Air pumps, air or other gas compressors, others	1.22	0.91	0.94	0.76	0.93	0.91	1.03	1.27	23.47%	0.51%	0.27%
72	848230	Spherical roller bearings	0.92	1.46	0.46	0.42	0.63	0.92	1.24	1.22	-1.35%	3.56%	0.26%
73	611020	Sweaters, pullovers, of cotton, knitted or crocheted	0.70	1.65	1.50	1.22	2.07	1.96	1.72	1.22	-29.10%	7.22%	0.26%
74	950300	Tricycles, scooters, pedal cars; dolls' carriages	0.22	0.57	0.72	0.80	0.99	1.19	1.30	1.18	-9.05%	23.40%	0.25%
75	902750	Instruments for physical analysis using optical radiations (ultraviolet, visible, infrared), others	0.02	0.13	0.11	0.06	0.26	0.63	1.50	1.14	-23.92%	66.44%	0.25%

* Due to insufficient data, the CAGR for Headphones, earphones was calculated for the 2018-2024 period.

Shares in total imports value (\$), %

** Product Categories Ranked 51– 75 by the size of Import Value (out of 2 199 goods traded in 2024)*

Rank by Imports value In 10M2024	HS Code	Product Description	Share, 2017, %	Share, 2018, %	Share, 2019, %	Share, 2020, %	Share, 2021, %	Share, 2022, %	Share, 2023, %	Share, 10M 2024, %
51	051199	Animal products, others; dead horses and other equine animals, bovine animals, sheep, others	0.08%	0.01%	0.15%	0.05%	0.12%	0.18%	0.37%	0.39%
52	853650	Electrical switches for a voltage <1,000 v, others	0.18%	0.34%	0.34%	0.26%	0.14%	0.26%	0.23%	0.39%
53	490199	Printed books, brochures, leaflets, others	0.33%	0.23%	0.44%	0.28%	0.37%	0.31%	0.33%	0.37%
54	848210	Ball bearings	0.17%	0.24%	0.19%	0.35%	0.25%	0.28%	0.29%	0.37%
55	842839	Continuous-action elevators, for goods, others	0.35%	0.00%	0.00%	0.09%	0.00%	0.00%	0.20%	0.36%
56	850819	Vacuum cleaners with electric motor, others	0.02%	0.04%	0.02%	0.04%	0.13%	0.15%	0.28%	0.36%
57	903039	Instruments for measuring voltage, without a recording device (excluding multimeters), others	0.20%	0.30%	0.24%	0.22%	0.15%	0.21%	0.27%	0.36%
58	847150	Processing units other than 8471.41 and 8471.49	0.00%	0.00%	0.01%	0.06%	0.00%	0.06%	0.15%	0.36%
59	854370	Electrical machines and apparatus, having individual functions, others	0.04%	0.06%	0.10%	0.16%	0.11%	0.21%	0.24%	0.35%
60	847989	Machines having individual functions, others	0.00%	0.14%	1.35%	0.99%	0.32%	0.36%	0.27%	0.34%
61	640419	Footwear, with outer soles of rubber or plastics and uppers of textile materials, others	0.40%	0.64%	1.02%	0.89%	0.77%	0.95%	0.59%	0.34%
62	732690	Articles of iron or steel, others	0.59%	0.33%	0.50%	0.57%	0.43%	0.32%	0.23%	0.33%
63	842290	Parts for machines for dishwashing, cleaning	0.35%	0.35%	0.48%	0.42%	0.31%	0.58%	0.26%	0.32%
64	870891	Radiators for motor vehicles	0.25%	0.26%	0.21%	0.27%	0.28%	0.24%	0.35%	0.32%
65	851830	Headphones, earphones	0.00%	0.00%	0.17%	0.29%	0.36%	0.19%	0.22%	0.31%
66	853890	Parts for electrical apparatus for electrical circuits	0.07%	0.13%	0.17%	0.14%	0.08%	0.07%	0.11%	0.31%
67	610190	Men's overcoats, carcoats, ski-jackets, knitted	0.06%	0.10%	0.15%	0.03%	0.12%	0.18%	0.15%	0.31%
68	850940	Electromechanical domestic food grinders, mixers	0.25%	0.36%	0.23%	0.25%	0.25%	0.15%	0.25%	0.30%
69	902620	Instruments for checking pressure of liquids	0.02%	0.03%	0.07%	0.10%	0.10%	0.12%	0.15%	0.29%
70	870830	Brakes and servo-brakes; parts thereof	0.23%	0.40%	0.53%	0.56%	0.64%	0.67%	0.29%	0.29%
71	841480	Air pumps, air or other gas compressors, others	0.29%	0.23%	0.26%	0.24%	0.18%	0.15%	0.18%	0.27%
72	848230	Spherical roller bearings	0.22%	0.37%	0.13%	0.13%	0.12%	0.15%	0.22%	0.26%
73	611020	Sweaters, pullovers, of cotton, knitted or crocheted	0.16%	0.42%	0.42%	0.38%	0.39%	0.32%	0.30%	0.26%
74	950300	Tricycles, scooters, pedal cars; dolls' carriages	0.05%	0.15%	0.20%	0.25%	0.19%	0.19%	0.23%	0.25%
75	902750	Instruments for physical analysis using optical radiations (ultraviolet, visible, infrared), others	0.00%	0.03%	0.03%	0.02%	0.05%	0.10%	0.26%	0.25%

...account for approximately 8.05% of total Canada's imports from Romania

The **3rd group** with imports value of more than 1 139 and less than 1 900 K\$ (under 6-digit HS classification) account for approximately **8.05%** of all Canada's imports from Romania, reaching over **\$37.3 billion** in 2024.

The examples of categories within this group are presented below, along with their respective import values and shares of total imports.

- **Electrical Machinery, Electronic Components, and Their Parts: Reaching nearly \$11.93 million in 2024, representing 2.57% of total imports:**
 - Continuous-action elevators and conveyors, for goods or materials, other than for underground use, others
 - Instruments and apparatus for measuring or checking voltage, current, resistance or power, without a recording device (excluding multimeters), others
 - Electrical machines and apparatus, having individual functions, others
 - Machines and mechanical appliances having individual functions, others
 - Digital processing units other than those of 8471.41 and 8471.49, n.e.s.o.i.
 - Parts for machines for dishwashing, for cleaning, filling etc. containers and for packing and wrapping; parts of machines for aerating beverages
 - Parts for electrical apparatus for electrical circuits, boards, panels etc. for electric control or distribution of electricity, others
- **Bearings: This product category totaled \$2.94 million, accounting for 0.63% of total Canada's imports from Romania:**
 - Ball bearings
 - Spherical roller bearings
- **Parts of Motor Vehicles, including radiators and brakes: Amounting to nearly \$2.81 million, representing approximately 0.61% of total Canada's imports from Romania**
- **Clothes: These products totaled \$2.64 million, accounting for 0.57% in 2024:**
 - Men's overcoats, carcoats, capes, cloaks, anoraks, ski-jackets, and similar articles of textile materials others, knitted or crocheted
 - Sweaters, pullovers, sweatshirts, vests and similar articles of cotton, knitted or crocheted
- **Other Product Categories:** Animal Products, Printed Books, Footwear, Articles of Iron or Steel, Headphones, Air Pumps, Toys.

Most Growing Import Positions Within Champion-Value Segment

Among the positions of this group, importing goods such **1) Machines and mechanical appliances having individual functions, others; 2) Digital processing units other than those of 8471.41 and 8471.49, n.e.s.o.i.; 3) Headphones, earphones whether or not combined microphone/speaker sets** are characterized by the most significant long-term growth in import value (2017-2024). Furthermore, these positions also demonstrated increases in 2024, growing by more than 4% compared to the previous year.

Goods with highest short-term growth of imports in 2024

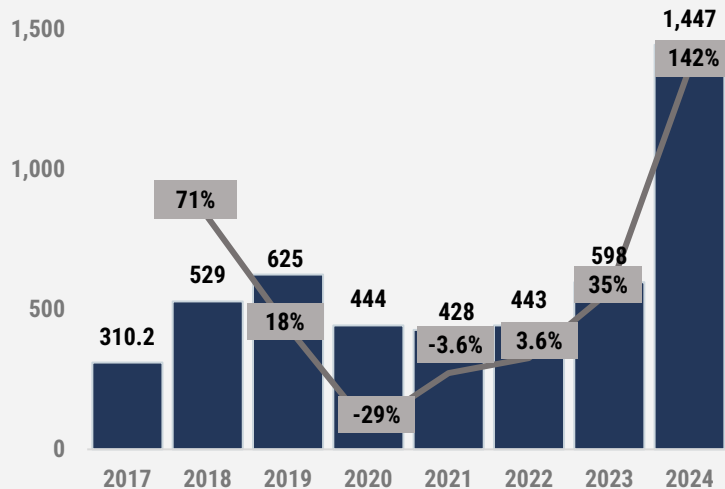
HS Code	Product Description	Imports in 2024, M\$	Growth Rate in 2024 (\$), %
853890	Parts for electrical apparatus for electrical circuits, boards, panels etc., others	1.45	142%
847150	Digital processing units other than those of 8471.41 and 8471.49, n.e.s.o.i.	1.66	101%
610190	Men's overcoats, carcoats, capes, cloaks, anoraks, ski-jackets of textile materials others, knitted or crocheted	1.42	72.52%
902620	Instruments and apparatus for measuring or checking pressure of liquids or gases, others	1.33	56.74%
842839	Continuous-action elevators and conveyors, for goods or materials, other than for underground use, others	1.66	44.81%
853650	Electrical switches for a voltage < 1,000 v, others	1.79	36.25%
841480	Air pumps and air or other gas compressors ventilating or recycling hoods incorporating a fan, others	1.27	23.47%
732690	Articles of iron or steel, others	1.53	17.73%
854370	Electrical machines and apparatus, having individual functions, others	1.60	16.65%
851830	Headphones, earphones whether or not combined microphone/speaker sets	1.45	14.63%
903039	Instruments and apparatus for measuring or checking voltage, current, resistance or power, without a recording device (excluding multimeters), others	1.66	7.04%
848210	Ball bearings	1.72	4.98%
850819	Vacuum cleaners with self-contained electric motor, others	1.66	4.65%
847989	Machines and mechanical appliances having individual functions, others	1.60	4.13%
842290	Parts for machines for dishwashing, for cleaning, filling etc. containers and for packing and wrapping	1.50	3.30%

Goods with highest long-term growth of imports

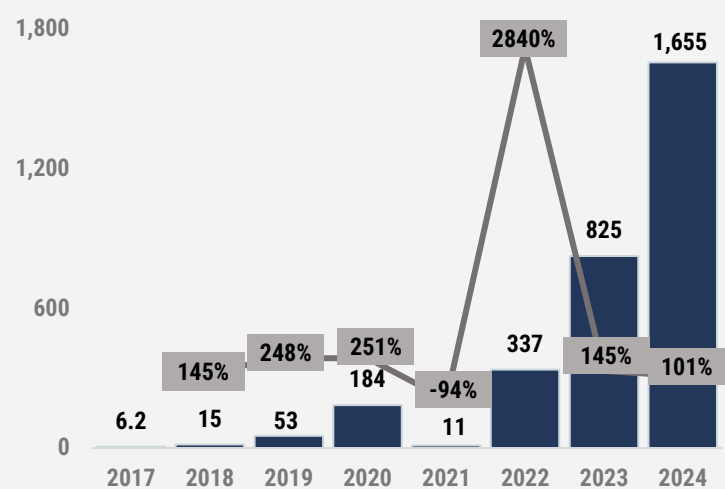
HS Code	Product Description	Imports in 2024, M\$	8Y CAGR, 2017-2024 (\$), %
847989	Machines and mechanical appliances having individual functions, others	1.60	133%
847150	Digital processing units other than those of 8471.41 and 8471.49, n.e.s.o.i.	1.66	101%
851830	Headphones, earphones whether or not combined microphone/speaker sets	1.45	86.23%
902750	Instruments and apparatus for physical or chemical analysis using optical radiations (ultraviolet, visible, infrared), others	1.14	66.44%
850819	Vacuum cleaners with self-contained electric motor, others	1.66	47.54%
902620	Instruments for measuring pressure of liquids, others	1.33	39.64%
854370	Electrical machines and apparatus, having individual functions, others	1.60	32.57%
610190	Men's overcoats, carcoats, capes, cloaks, anoraks, ski-jackets of textile materials others, knitted or crocheted	1.42	25.08%
950300	Tricycles, scooters, pedal cars and similar wheeled toys; dolls' carriages; dolls; other toys; etc	1.18	23.40%
051199	Animal products, others; dead horses and other equine animals, bovine animals, sheep, goats, others	1.79	22.50%
853890	Parts for electrical apparatus for electrical circuits, boards, panels etc., others	1.45	21.22%
848210	Ball bearings	1.72	11.53%
853650	Electrical switches <1,000 v, others	1.79	11.05%
903039	Instruments for measuring voltage, current, resistance or power, without a recording, others	1.66	8.41%
611020	Sweaters, pullovers, sweatshirts, vests and similar articles of cotton, knitted or crocheted	1.22	7.22%

Top-6 Positions with the Highest Increase of Imports in Short-term

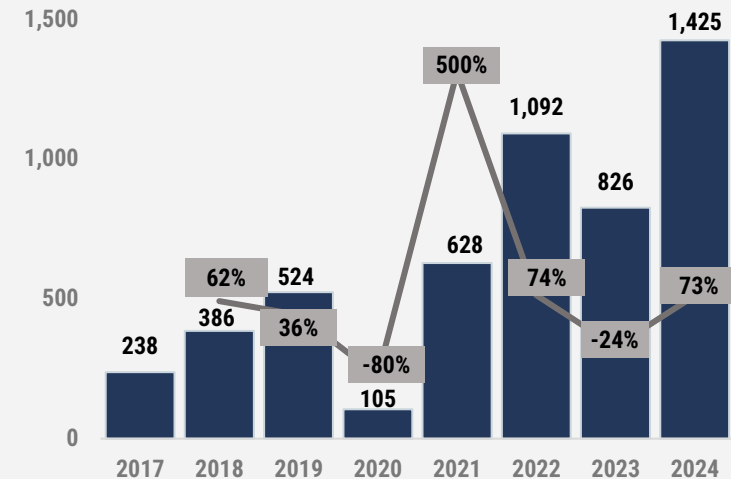
Imports Value of Parts for electrical apparatus for electrical circuits, K\$



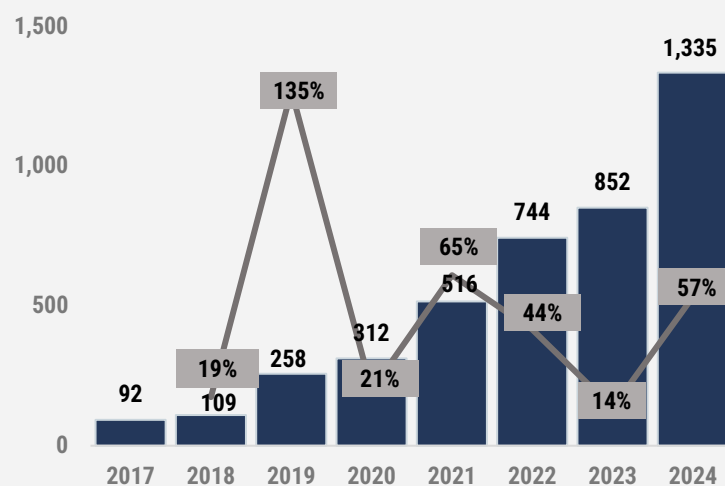
Imports Value of Processing units other than in 8471.41, 8471.49, K\$



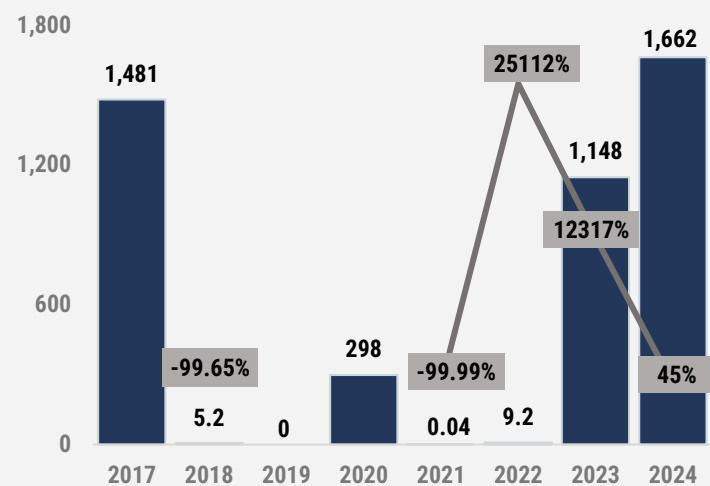
Imports Value of Men's overcoats, carcoats, capes, cloaks, anoraks, ski-jackets of textile materials others, knitted or crocheted, K\$



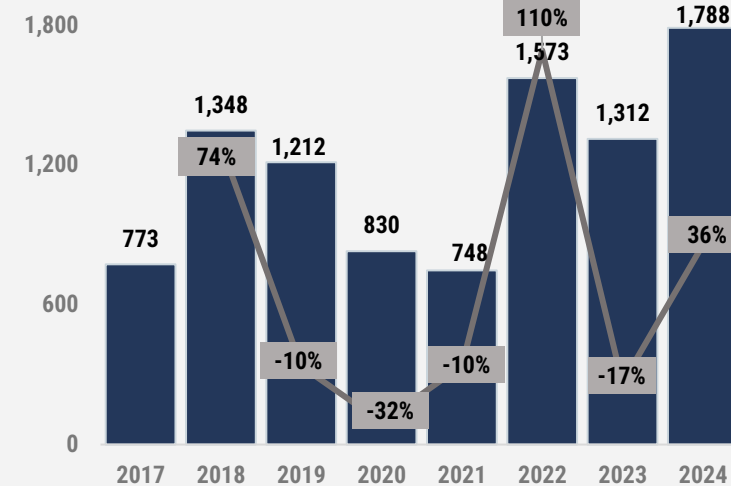
Imports Value of Apparatus for measuring pressure of liquids, others, K\$



Imports Value of Continuous-action Elevators and Conveyors, K\$

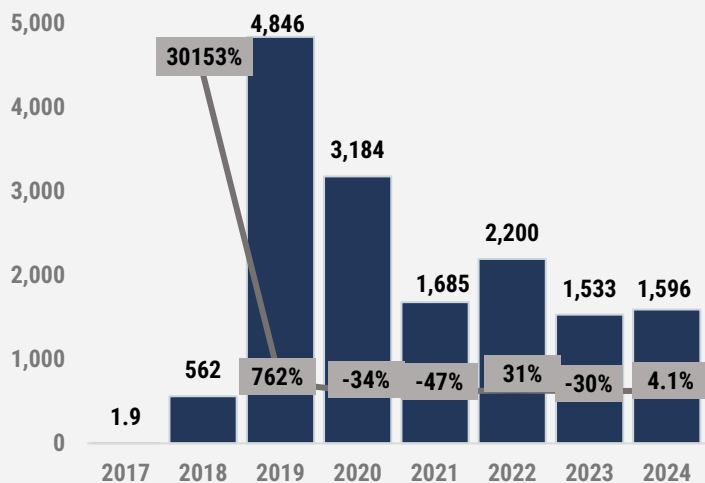


Imports Value of Electrical switches, < 1,000 v, others, K\$

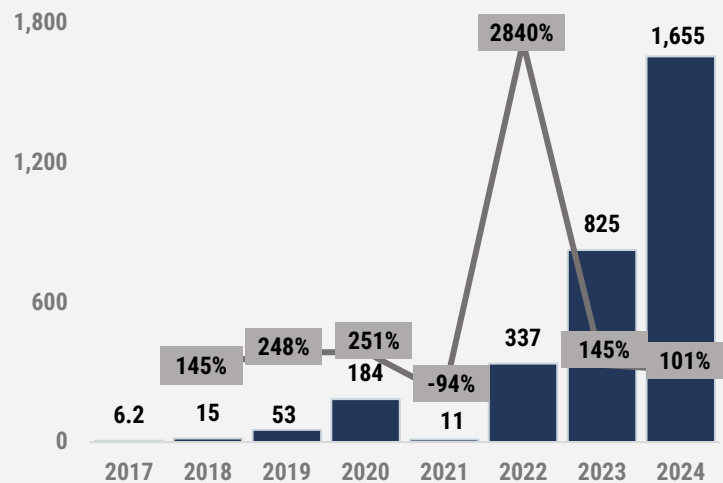


Top-6 Positions with the Highest Increase of Imports in Long-term

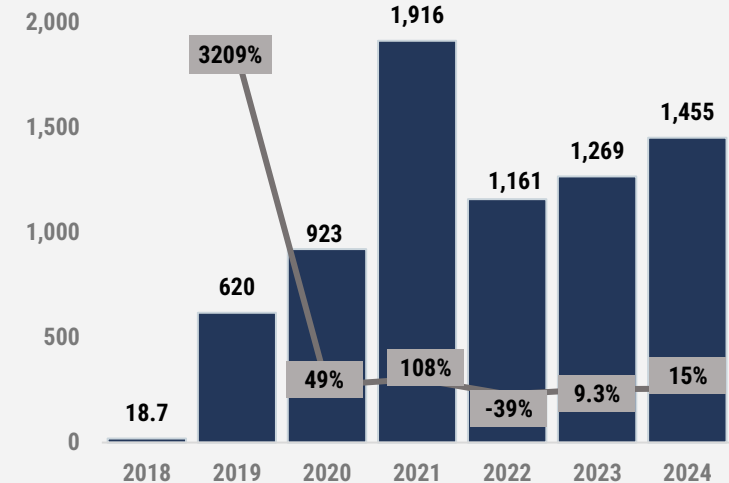
Imports Value of Machines having Individual Functions, others, K\$



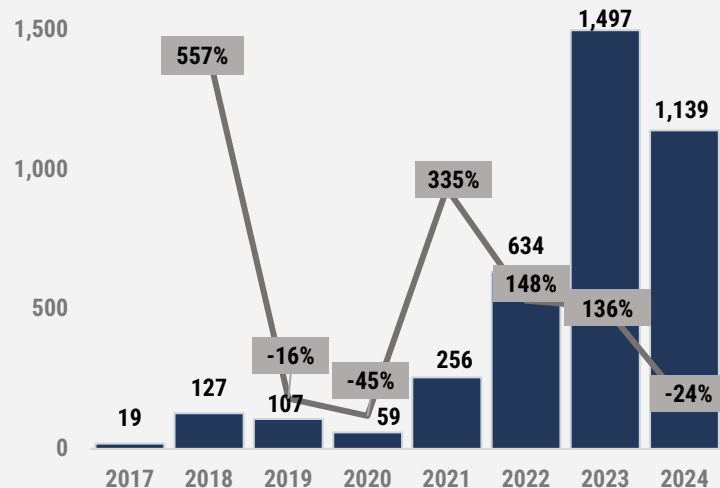
Imports Value of Processing units other than in 8471.41, 8471.49, K\$



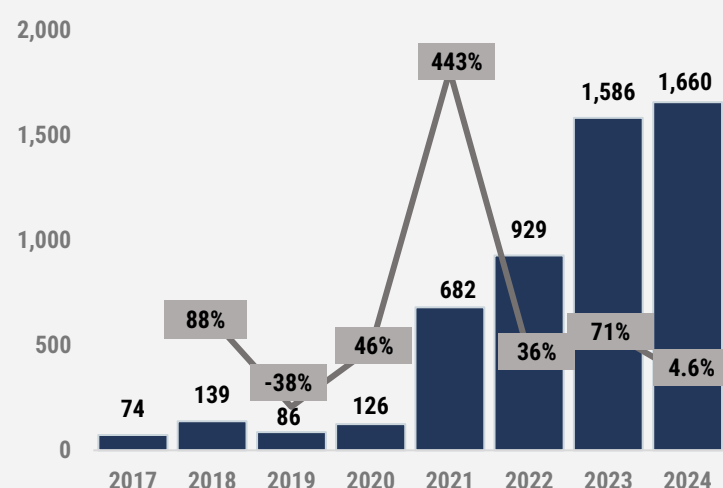
Imports Value of Headphones, earphones, K\$



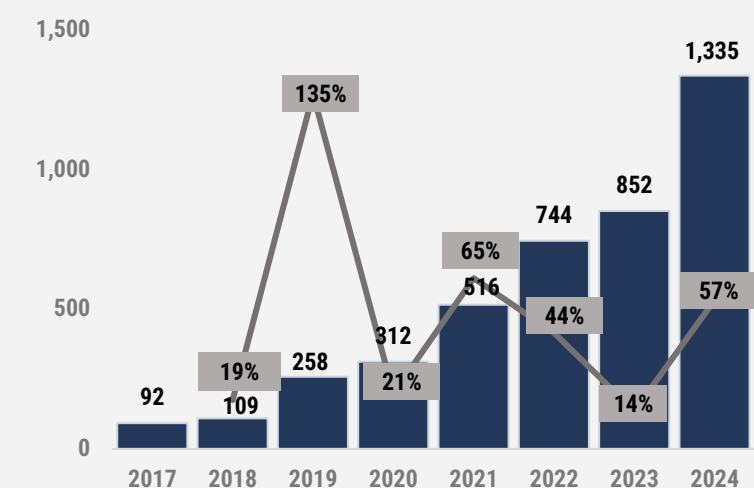
Imports Value of Instruments for physical analysis, others, K\$



Imports Value of Vacuum Cleaners with electric motor, others, K\$



Imports Value of Apparatus for measuring pressure of liquids, others, K\$



Most Declining Import Positions Within Rising Champion Value Segment

Out of the positions of the Rising Champion Value segment, the category of **Footwear, with outer soles of rubber or plastics and uppers of textile materials, others** has decreased significantly in long-term in import value (2017-2024). Furthermore, this category showed a notable decline in 2024, down by 53% compared to the same period in the previous year.

Notably, this position is one of the **lowest-ranked import positions**, with an imports value of 1.56 M\$ in 2024

Goods with highest short-term decrease of imports in 2024

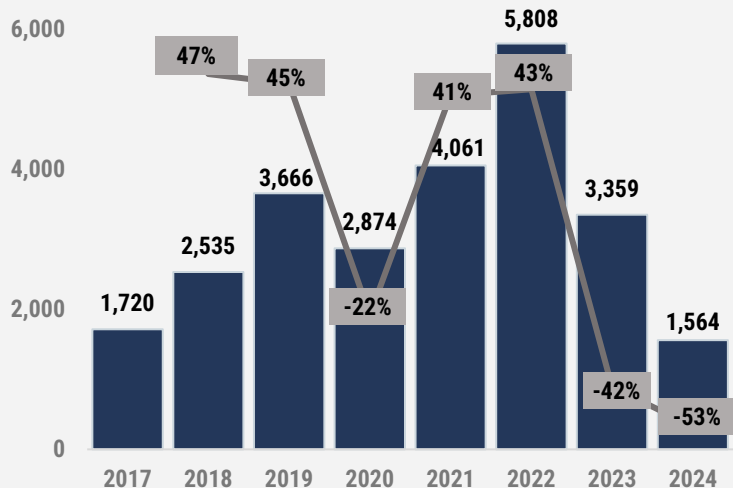
HS Code	Product Description	Imports in 2024, M\$	Growth Rate in 2024 (\$), %
640419	Footwear, with outer soles of rubber or plastics and uppers of textile materials, others	1.56	-53.46%
611020	Sweaters, pullovers, sweatshirts, vests and similar articles of cotton, knitted or crocheted	1.22	-29.10%
870891	Radiators for motor vehicles	1.48	-24.26%
902750	Instruments and apparatus for physical or chemical analysis using optical radiations (ultraviolet, visible, infrared), others	1.14	-23.92%
870830	Brakes and servo-brakes; parts thereof	1.33	-19.61%
051199	Animal products, others; dead horses and other equine animals, bovine animals, sheep, goats and poultry, unfit for human consumption, others	1.79	-13.59%
950300	Tricycles, scooters, pedal cars and similar wheeled toys; dolls' carriages; dolls; other toys; etc	1.18	-9.05%
490199	Printed books, brochures, leaflets and similar printed matter, others	1.74	-5.81%
848230	Spherical roller bearings	1.22	-1.35%
850940	Electromechanical domestic food grinders, processors and mixers, and fruit or vegetable juice extractors, with self-contained electric motor	1.38	-0.61%

Goods with highest long-term decrease of imports

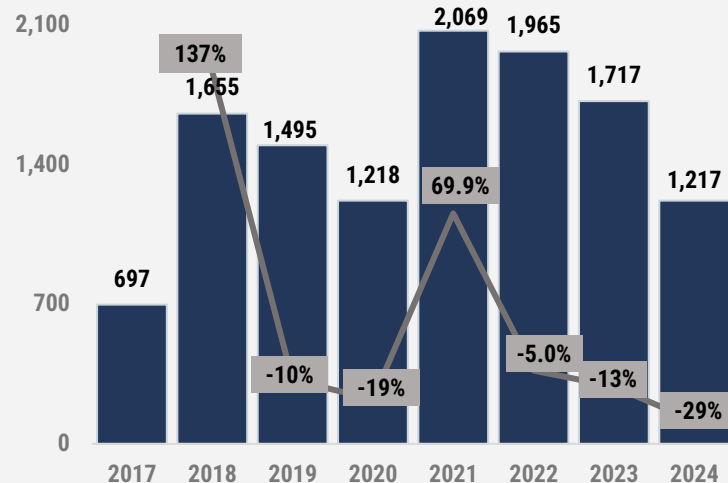
HS Code	Product Description	Imports in 2024, M\$	8Y CAGR, 2017-2024 (\$), %
732690	Articles of iron or steel, others	1.53	-5.98%
640419	Footwear, with outer soles of rubber or plastics and uppers of textile materials, others	1.56	-1.19%

Top-6 Positions with the Highest **Decrease** of Imports in Short-term

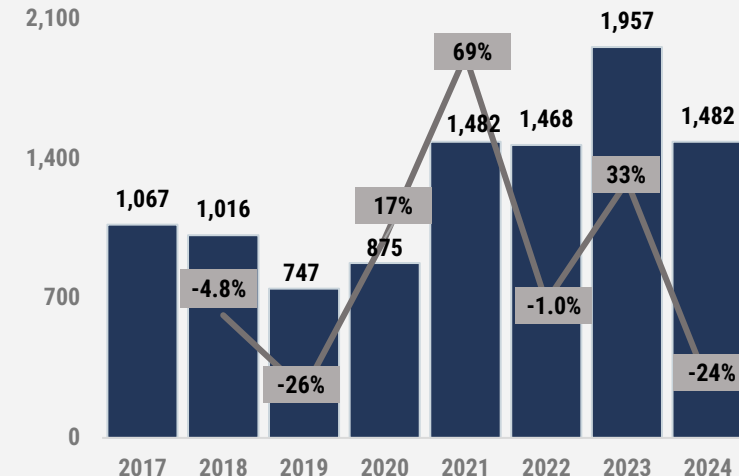
Imports Value of Footwear, with outer soles of rubber or plastics and uppers of textile materials, others, K\$



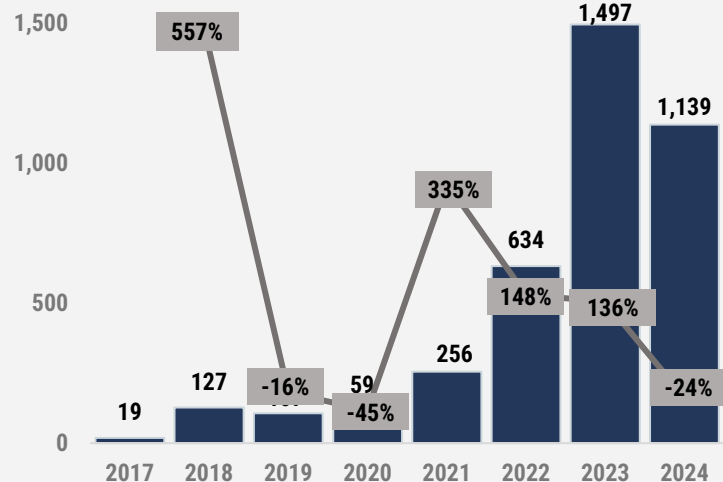
Imports Value of Sweaters, Pullovers, Vests of cotton, knitted, K\$



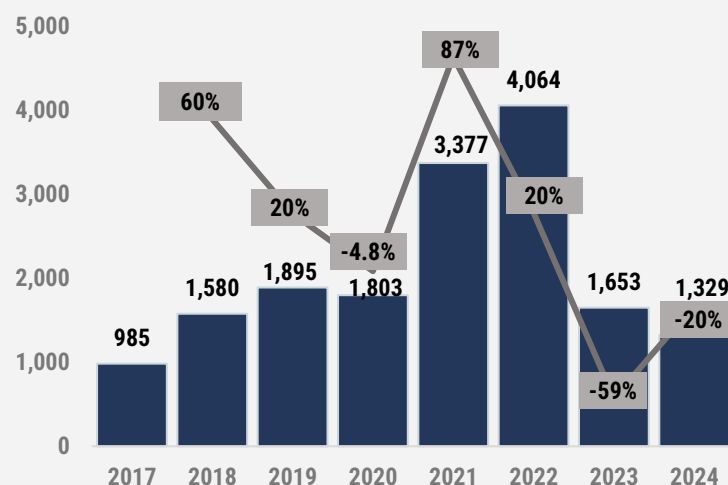
Imports Value of Radiators for motor vehicles, K\$



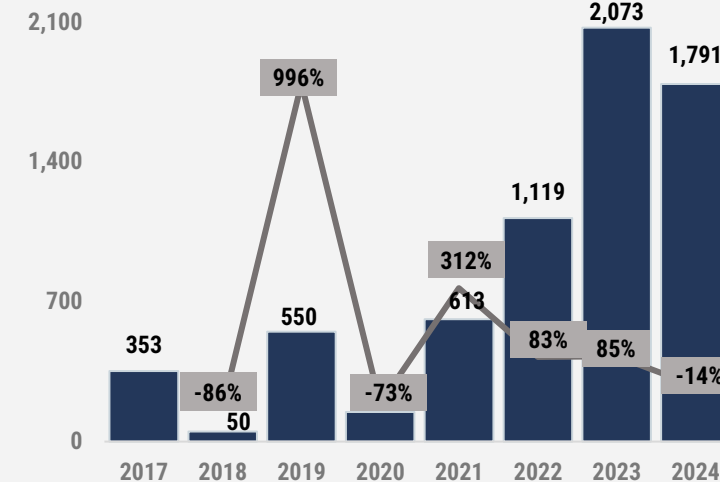
Imports Value of Instruments for Physical Analysis, others, K\$



Imports Value of Brakes and servo-brakes; parts thereof, K\$

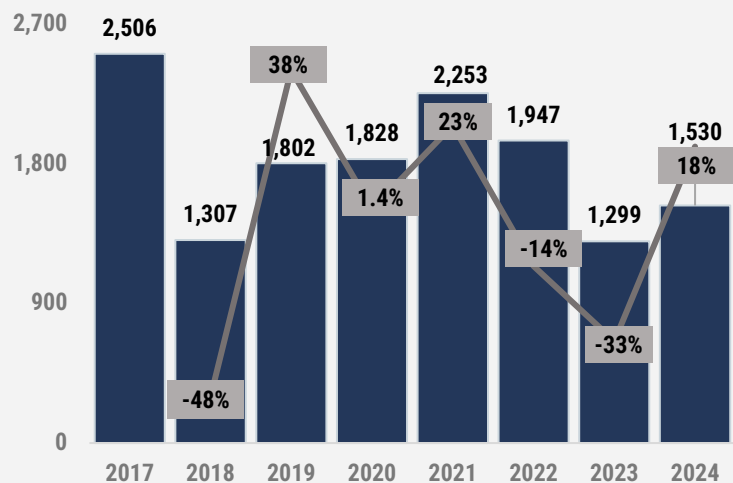


Imports Value of Dead Horses and other Equine Animals, bovine animals, sheep, goats and poultry, others, K\$

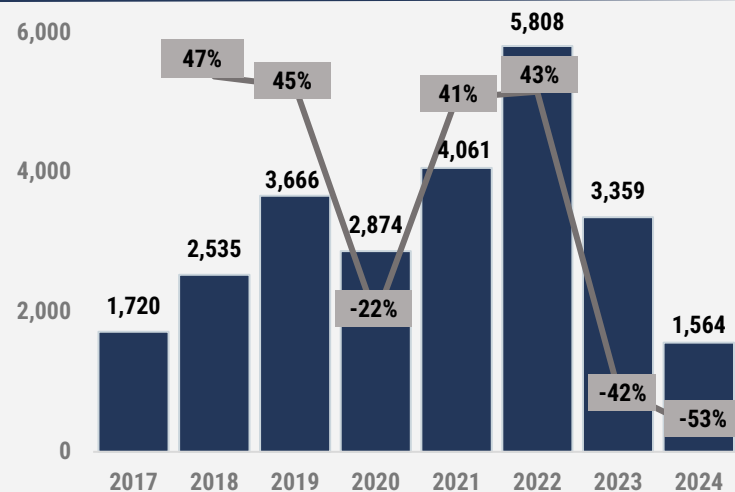


Positions with the **Decrease** of Imports in Long-term

Imports Value of Articles of iron or steel, others, K\$



Imports Value of Footwear, with outer soles of rubber or plastics and uppers of textile materials, others, K\$



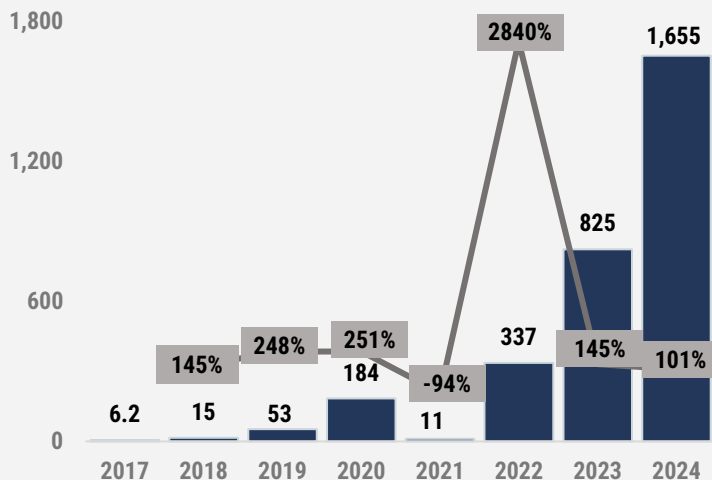
Top-Ranked Import Positions within Rising Champion Value Segment

Categories' Scores for Import Potential Estimation

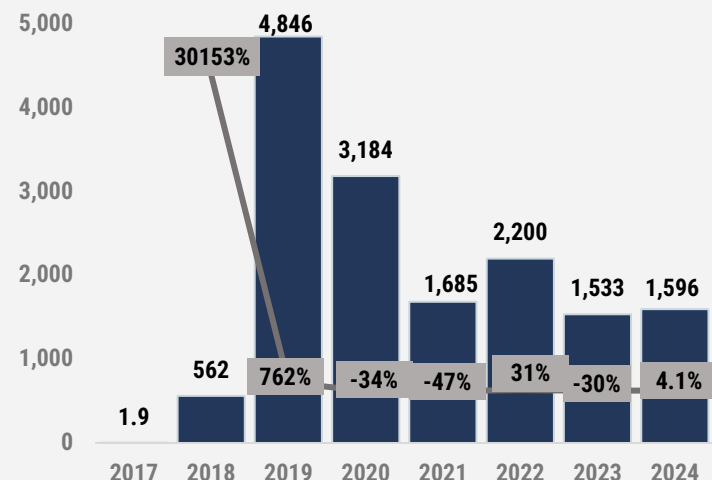
HS Code	Product Description	Imports in 2024, Scores (1-10)	7Y CAGR 2017-2023, Scores (1-10)	Growth Rate in 2024, Scores (1-10)	Total Quantity of Scores
847150	Digital processing units other than those of 8471.41 and 8471.49, n.e.s.o.i.	8	8	8	24
847989	Machines and mechanical appliances having individual functions, others	7	10	5	22
850819	Vacuum cleaners with self-contained electric motor, others	8	6	5	19
853650	Electrical switches for a voltage not exceeding 1,000 v, others	10	3	6	19
848210	Ball bearings	9	5	5	19
851830	Headphones, earphones whether or not combined microphone/speaker sets	5	9	5	19
853890	Parts for electrical apparatus for electrical circuits, boards, panels etc. for electric control or distribution of electricity, others	5	4	10	19
854370	Electrical machines and apparatus, having individual functions, others	7	6	5	18
051199	Animal products, others; dead horses and other equine animals, bovine animals, sheep, goats and poultry, unfit for human consumption, others	10	6	1	17
903039	Instruments and apparatus for measuring or checking voltage, current, resistance or power, without a recording device (excluding multimeters), others	8	4	5	17
610190	Men's or boys' overcoats, carcoats, capes, cloaks, anoraks, ski-jackets, and similar articles of textile materials others, knitted or crocheted	4	5	7	16
902620	Instruments and apparatus for measuring or checking pressure of liquids or gases, others	3	6	7	16

Top-Ranked Import Positions within the Rising Champion Value Segment

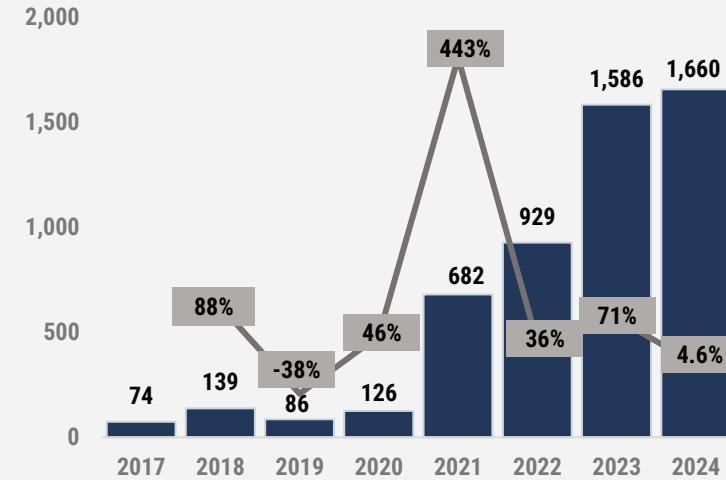
Imports Value of Processing units other than in 8471.41, 8471.49, K\$



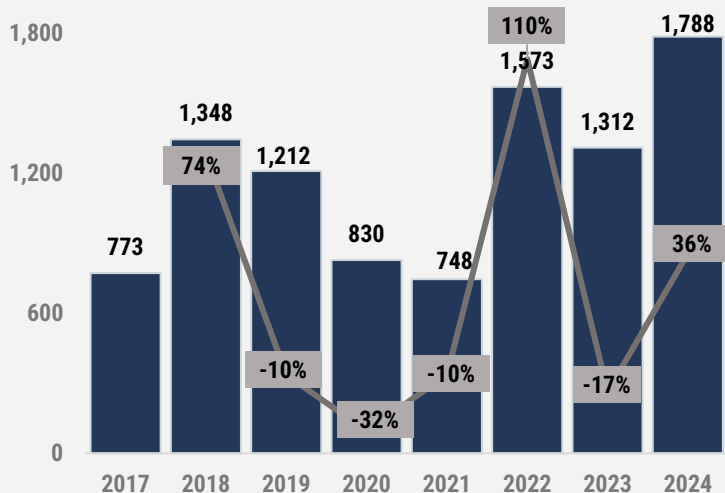
Imports Value of Machines having Individual Functions, others, K\$



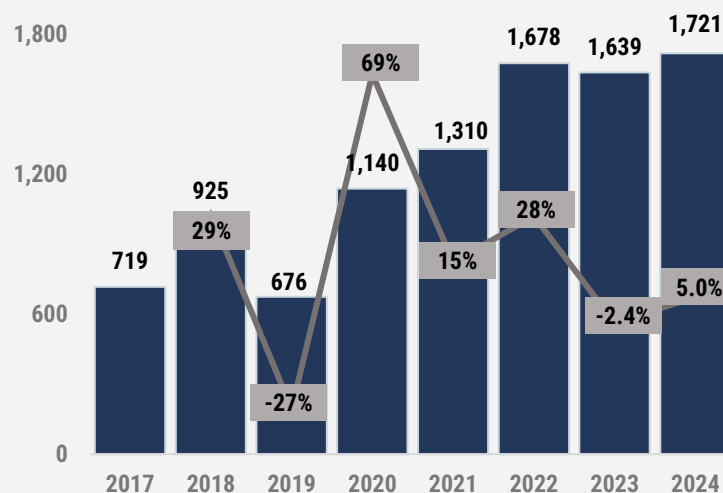
Imports Value of Vacuum cleaners with electric motor, others, K\$



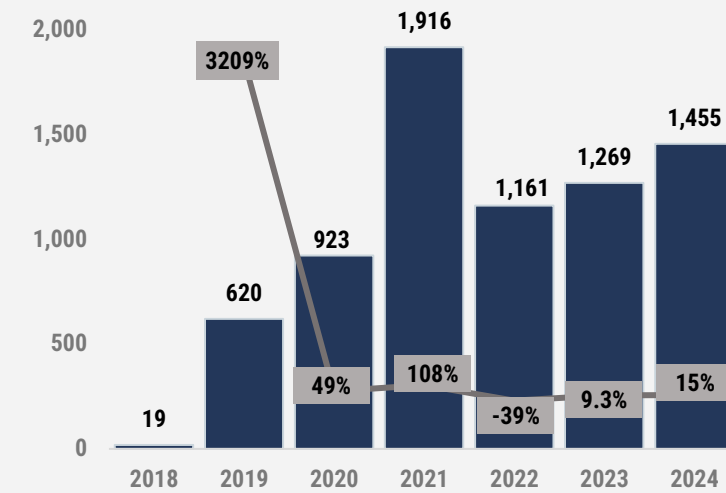
Imports Value of Electrical switches, <1,000 v, others, K\$



Imports Value of Ball Bearings, K\$



Imports Value of Headphones, earphones, K\$



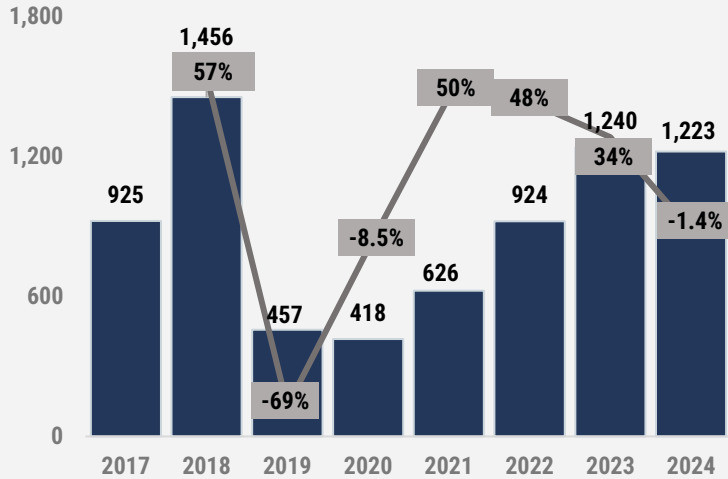
Lowest-Ranked Import Positions within the Rising Champion Value Segment

Categories' Scores for Import Potential Estimation

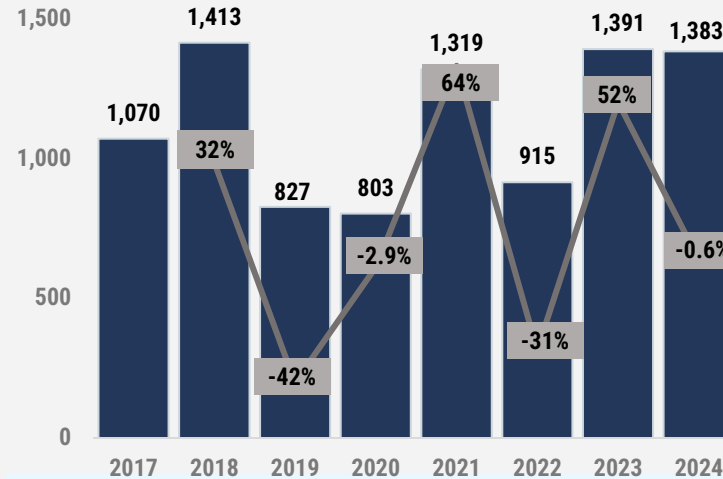
HS Code	Product Description	Imports in 2024, Scores (1-10)	7Y CAGR 2017-2023, Scores (1-10)	Growth Rate in 2024, Scores (1-10)	Total Quantity of Scores
848230	Spherical roller bearings	1	2	2	5
850940	Electromechanical domestic food grinders, processors and mixers, and fruit or vegetable juice extractors, with self-contained electric motor	4	1	2	7
870830	Brakes and servo-brakes; parts thereof	3	3	1	7
611020	Sweaters, pullovers, sweatshirts, vests and similar articles of cotton, knitted or crocheted	1	5	1	7
902750	Instruments and apparatus for physical or chemical analysis using optical radiations (ultraviolet, visible, infrared), others	0	7	1	8
841480	Air pumps and air or other gas compressors, others; ventilating or recycling hoods incorporating a fan, others	2	0	6	8
950300	Tricycles, scooters, pedal cars and similar wheeled toys; dolls' carriages; dolls; other toys; etc	1	6	2	9
870891	Radiators for motor vehicles	5	4	1	10
842290	Parts for machines for dishwashing, for cleaning, filling etc. containers and for packing and wrapping; parts of machines for aerating beverages	6	0	5	11
640419	Footwear, with outer soles of rubber or plastics and uppers of textile materials, others	7	5	0	12
732690	Articles of iron or steel, others	6	0	6	12
490199	Printed books, brochures, leaflets and similar printed matter, others	9	1	2	12
842839	Continuous-action elevators and conveyors, for goods or materials, other than for underground use, others	8	0	6	14

Lowest-Ranked Import Positions within the Rising Champion Value Segment

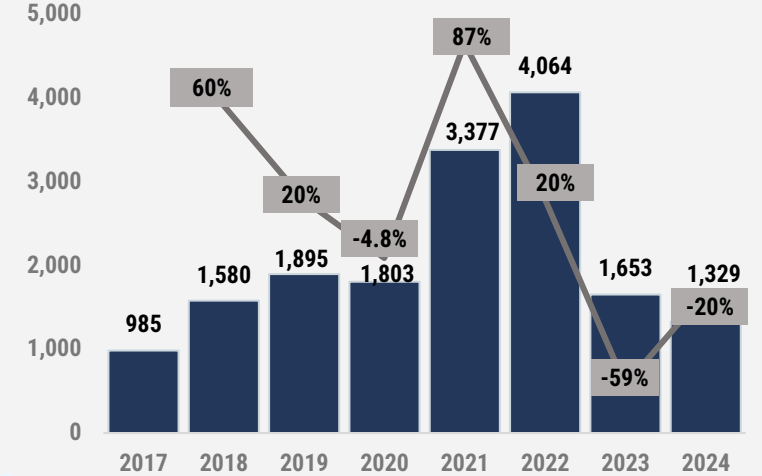
Imports Value of Spherical Roller Bearings, K\$



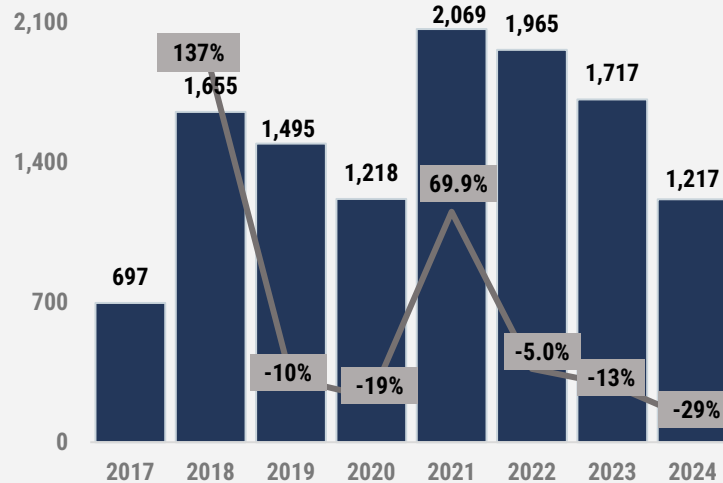
Imports Value of Food Grinders, mixers, with electric motor, K\$



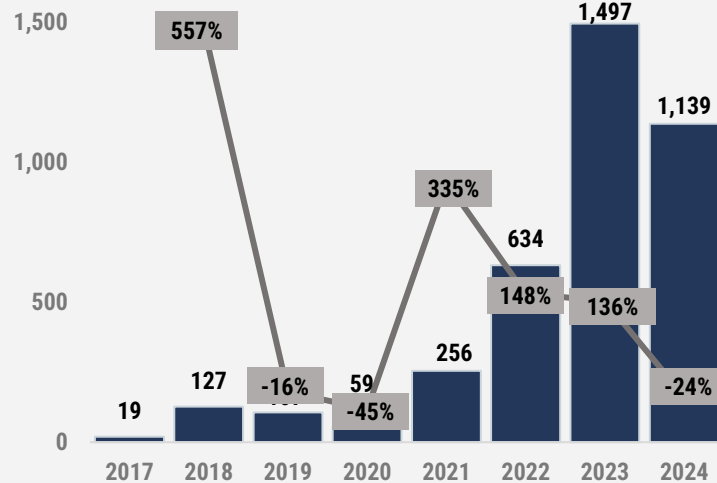
Imports Value of Brakes and Servo-Brakes; parts thereof, K\$



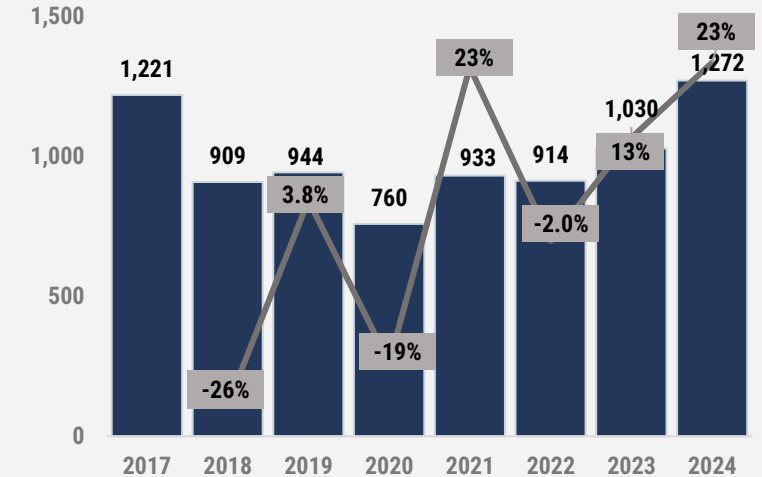
Imports Value of Sweaters, Pullovers, Vests of cotton, knitted, K\$



Imports Value of Instruments for physical analysis using optical radiations, others, K\$



Imports Value of Air Pumps, Air or Gas Compressors, others, K\$



4

**Latent Champion Value
Segment: from 910 K\$ –
1 139 K\$ per one product**

Imported Goods from Romania to Canada with 910 – 1 139 K\$ Imports Value

* Product Categories Ranked 51 – 75 by the size of Import Value (out of 2 199 goods traded in 2024)

Rank by Imports value In 2024	HS Code	Product Description	2017, M\$	2018, M\$	2019, M\$	2020, M\$	2021, M\$	2022, M\$	2023, M\$	2024, M\$	Growth Rate in 2024	8Y CAGR, 2017-2024	Share in total imports in 2024
76	940340	Wooden furniture (except seats) used in kitchen	1.53	1.31	2.56	2.62	3.03	4.10	2.82	1.13	-59.79%	-3.71%	0.24%
77	903180	Measuring instruments, machines, others	0.24	0.30	0.37	0.51	0.60	0.85	1.09	1.11	1.80%	21.09%	0.24%
78	850811	Vacuum cleaners with self-contained electric motor, of a power It=1500 w	0.12	0.25	0.41	0.27	0.29	0.77	0.89	1.09	22.47%	31.34%	0.24%
79	851810	Microphones and stands therefor	0.00	0.00	0.21	0.17	0.20	0.55	1.12	1.08	-3.41%	31.35%	0.23%
80	640391	Footwear, with outer soles of rubber, plastics and uppers of leather others, covering the ankle	7.19	4.71	2.02	1.59	2.45	4.82	2.08	1.07	-48.31%	-21.14%	0.23%
81	730431	Tubes, pipes, seamless others	0.46	1.73	0.88	0.90	4.49	7.55	1.72	1.06	-38.39%	11.12%	0.23%
82	842131	Intake air filters for internal combustion engines	0.27	0.26	0.37	0.34	0.41	1.27	1.37	1.05	-23.57%	18.17%	0.23%
83	721710	Wire of iron or nonalloy steel, not plated	0.00	0.00	0.07	0.67	1.15	2.64	3.33	1.04	-68.85%	n/a	0.22%
84	840999	Parts for use with compression-ignition internal combustion piston engines, others	0.21	0.34	0.21	0.13	0.10	0.20	0.91	1.03	13.31%	21.99%	0.22%
85	870894	Steering wheels, columns for motor vehicles	2.02	0.42	0.29	0.29	0.34	0.35	0.83	1.03	24.76%	-8.08%	0.22%
86	853620	Automatic circuit breakers <1,000 v	0.12	0.11	0.16	0.17	0.33	0.53	0.54	1.02	91.05%	30.48%	0.22%
87	940350	Wooden furniture (except seats) used in bedroom	1.54	1.08	1.05	1.18	1.70	1.35	1.00	1.02	1.77%	-5.03%	0.22%
88	611030	Sweaters, pullovers, of manmade fibers, knitted	2.14	1.55	1.30	1.09	1.51	1.04	1.07	1.00	-6.96%	-9.06%	0.22%
89	853669	Electrical plugs and sockets for < 1,000 v	0.19	0.31	0.36	0.31	0.57	0.60	0.84	1.00	19.34%	22.76%	0.22%
90	391400	Ion-exchangers based on polymers of natural or synthetic plastics materials, in primary forms	0.61	0.45	0.92	0.51	0.63	0.67	1.35	0.99	-26.66%	6.21%	0.21%
91	840733	Spark-ignition reciprocating piston engines for propulsion of vehicles, 250 – 1,000 cc	0.00	0.01	0.07	0.14	0.35	0.46	0.64	0.99	55.11%	>100%	0.21%
92	940191	Seats, parts, of wood	n/a	n/a	n/a	n/a	n/a	1.12	0.97	0.98	0.64%	n/a	0.21%
93	848340	Gears and gearing; ball or roller screws; gear boxes	4.16	0.08	0.09	0.09	0.52	0.50	0.67	0.97	44.53%	-16.68%	0.21%
94	848280	Ball or roller bearings others	0.70	1.03	1.60	1.18	0.84	1.17	0.95	0.96	1.74%	4.10%	0.21%
95	761010	Aluminum doors, windows and their frames	0.29	0.30	0.14	0.33	1.07	1.36	1.35	0.96	-28.96%	16.19%	0.21%
96	842139	Filtering or purifying machinery for gases, others	0.06	0.04	0.12	0.16	0.17	0.24	0.57	0.95	66.10%	39.83%	0.20%
97	591120	Bolting cloth for technical uses	0.12	0.12	0.35	0.48	1.34	1.29	1.17	0.94	-19.64%	29.80%	0.20%
98	940529	Luminaires, light fittings, bedside or floor-standing	n/a	n/a	n/a	n/a	n/a	0.21	1.23	0.94	-23.35%	n/a	0.20%
99	940391	Furniture, parts of wood	n/a	n/a	n/a	n/a	n/a	1.41	1.23	0.93	-24.40%	n/a	0.20%
100	880720	Aircraft, under-carriages and parts thereof	n/a	n/a	n/a	n/a	n/a	0.13	0.59	0.91	54.60%	n/a	0.20%

* Due to insufficient data, the CAGR for Microphones and stands therefor was calculated for the 2019-2024 period.

...represent 5.44% of total Canada's imports from Romania

This **group** with imports value of more than 910 and less than 1 139 K\$ (under 6-digit HS classification) account for **5.44%** of all Canada's imports from Romania, reaching nearly **\$25.25 million** in 2024.

The examples of categories within this group are presented below, along with their respective import values and shares of total imports.

- **Wooden Furniture: Exceeding \$4.06 million (0.88% of total Canada's imports from Romania):**
 - Wooden furniture (except seats) of a kind used in the kitchen
 - Wooden furniture (except seats) of a kind used in the bedroom
 - Seats, parts, of wood
 - Furniture, parts of wood
- **Parts for Vehicles: Reaching nearly \$4.01 million in 2024, representing 0.86% of total imports:**
 - Parts for use with compression-ignition internal combustion piston engines, others
 - Steering wheels, columns for motor vehicles
 - Spark-ignition reciprocating piston engines for propulsion of vehicles, 250 – 1,000 cc
 - Gears and gearing; ball or roller screws; gear boxes
- **Machinery: These products totaled \$2.05 million, accounting for 0.44% of total Canada's imports from Romania:**
 - Measuring machines, others
 - Filtering or purifying machinery for gases, others
- **Other Product Categories:** Microphones; Footwear; Iron or Steel Wire; Clothes; Doors; Aircraft, Under-carriages and Parts Thereof

Most Growing Import Positions Within Latent Champion Value Segment

Out of the positions of the latent champion value segment, 1) **Spark-ignition reciprocating piston engines for propulsion of vehicles except rail or tramway stock, over 250 but not over 1,000 cc**, and 2) **Filtering or purifying machinery and apparatus for gases, others** have risen significantly in long-term in import value (2017-2023). Furthermore, these categories demonstrated remarkable increases in 2024, increasing by more than 55% compared to the same period in the previous year.

Goods with highest short-term growth of imports in 2024

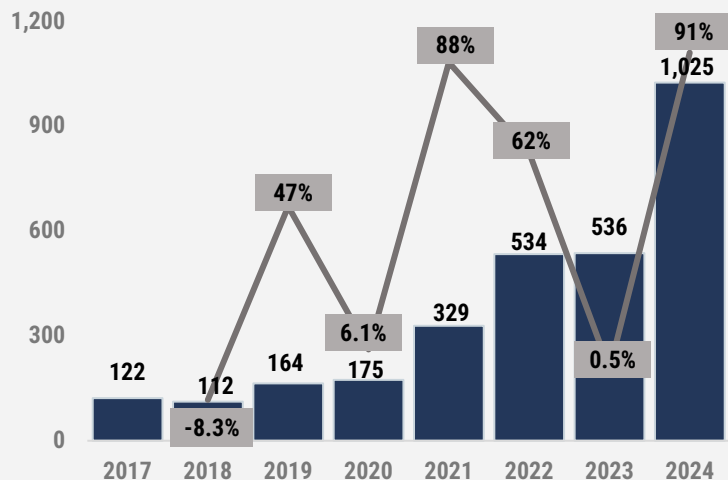
HS Code	Product Description	Imports in 2024, M\$	Growth Rate in 2024 (\$), %
853620	Automatic circuit breakers <1,000 v	1.02	91.05%
842139	Filtering or purifying machinery and apparatus for gases, others	0.95	66.10%
840733	Spark-ignition reciprocating piston engines for propulsion of vehicles except rail or tramway stock, over 250 but not over 1,000 cc cylinder capacity	0.99	55.11%
880720	Aircraft and spacecraft, under-carriages and parts thereof	0.91	54.60%
848340	Gears and gearing (except toothed wheels, chain sprockets, etc.); ball or roller screws; gear boxes and other speed changers, incl torque converters	0.97	44.53%
870894	Steering wheels, steering columns and steering boxes for motor vehicles	1.03	24.76%
850811	Vacuum cleaners with self-contained electric motor, of a power It=1500 w and having a dust bag or other receptacle capacity It=20 l	1.09	22.47%
853669	Electrical plugs and sockets for <1,000 v	1.00	19.34%
840999	Parts for use with compression-ignition internal combustion piston engines, others	1.03	13.31%
903180	Measuring or checking instruments, appliances and machines, others	1.11	1.80%

Goods with highest long-term growth of imports

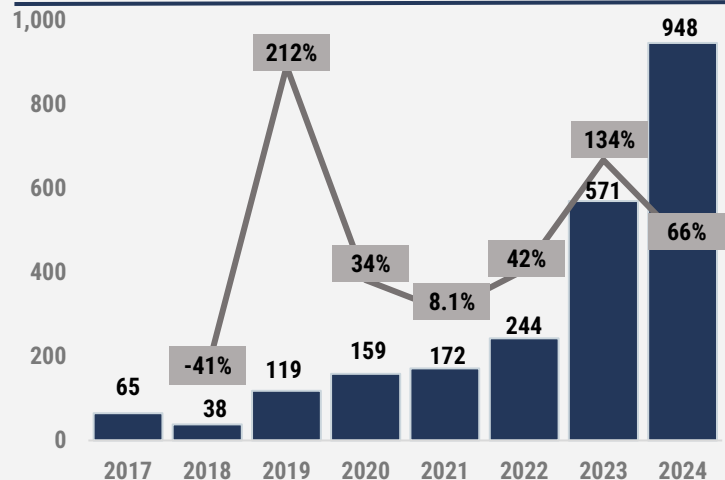
HS Code	Product Description	Imports in 2024, M\$	8Y CAGR, 2017-2024 (\$), %
840733	Spark-ignition reciprocating piston engines for propulsion of vehicles except rail or tramway stock, over 250 but not over 1,000 cc cylinder capacity	0.99	117%
842139	Filtering or purifying machinery and apparatus for gases, others	0.95	39.83%
851810	Microphones and stands therefor	1.08	31.35%
850811	Vacuum cleaners with self-contained electric motor, of a power It=1500 w and having a dust bag or other receptacle capacity It=20 l	1.09	31.34%
853620	Automatic circuit breakers <1,000 v	1.02	30.48%
591120	Bolting cloth for technical use, whether or not made-up	0.94	29.80%
853669	Electrical plugs and sockets, <1,000 v	1.00	22.76%
840999	Parts for use with compression-ignition internal combustion piston engines, others	1.03	21.99%
903180	Measuring or checking instruments, appliances and machines, others	1.11	21.09%
842131	Intake air filters for internal combustion engines	1.05	18.17%

Top-6 Positions with the Highest Increase of Imports in Short-term

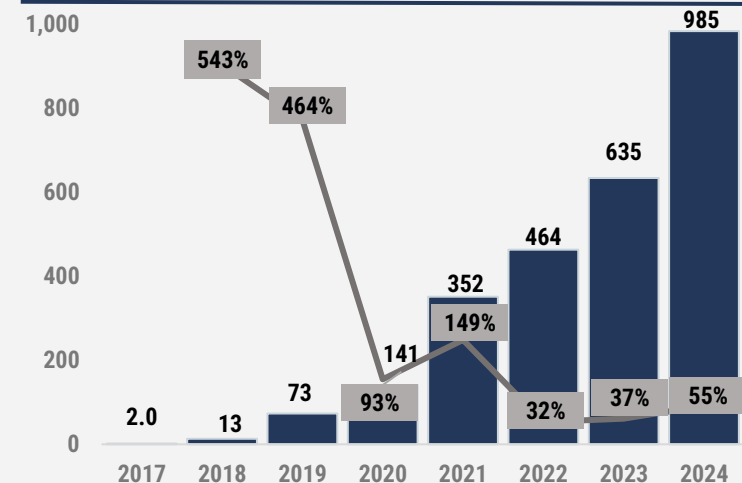
Imports Value of Automatic Circuit Breakers, <1,000 v, K\$



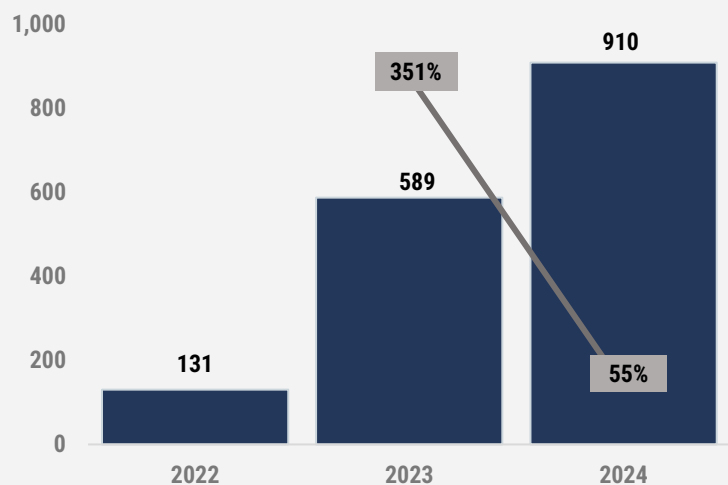
Imports Value of Filtering Machinery for Gases, others, K\$



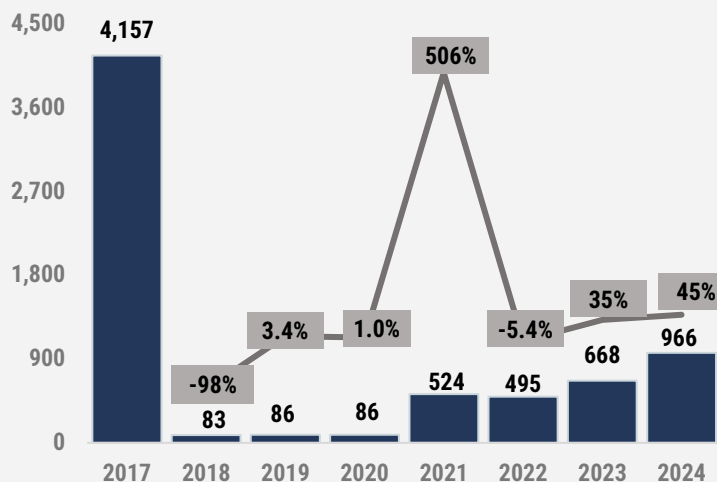
Imports Value of Spark-ignition reciprocating piston engines for propulsion of vehicles, 250 – 1,000 cc, K\$



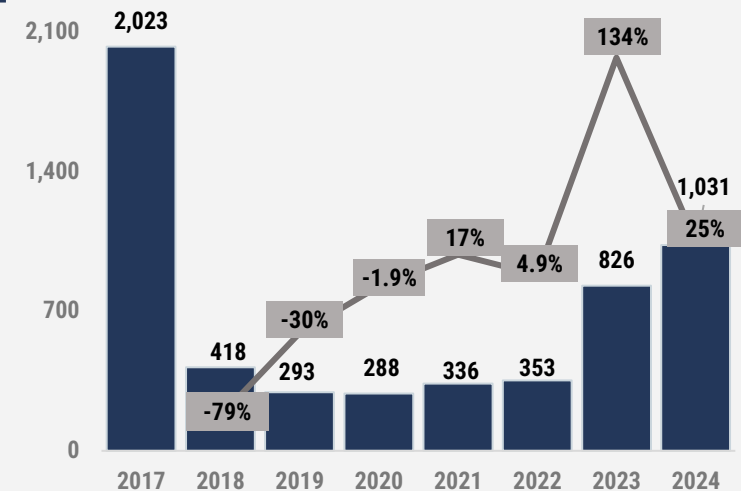
Imports Value of Aircraft, Under-carriages and Parts thereof, K\$



Imports Value of Gears and Gearing; Ball or Roller Screws; Gear Boxes and other Speed Changers, incl torque converters, K\$

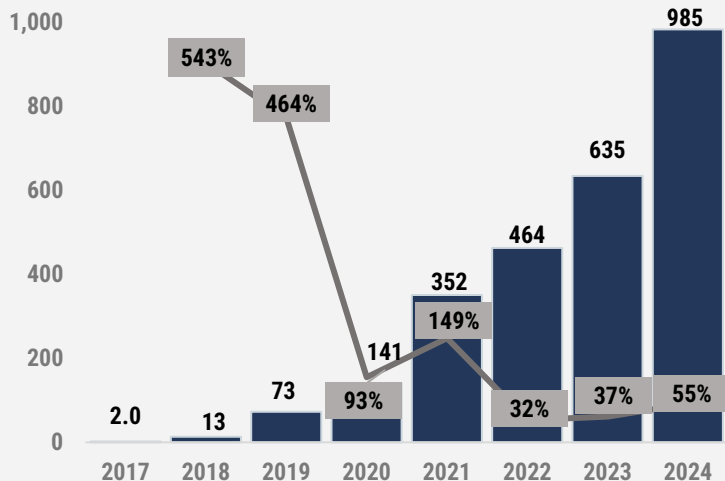


Imports Value of Steering Wheels, Steering columns and Steering Boxes for motor vehicles, K\$

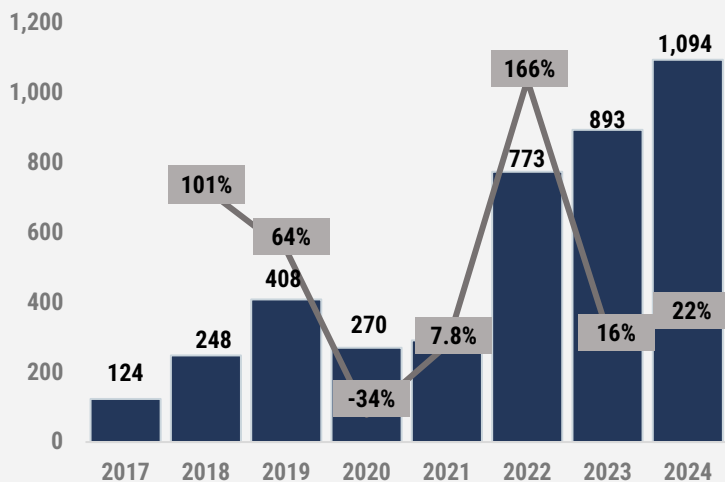


Top-6 Positions with the Highest Increase of Imports in Long-term

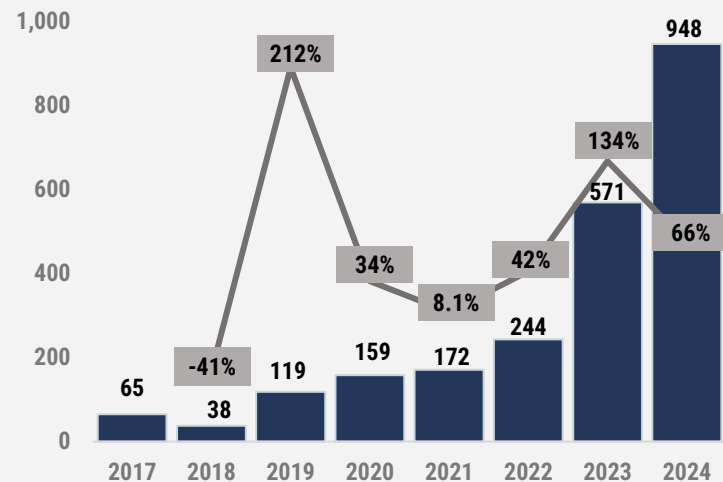
Imports Value of Spark-ignition Reciprocating Piston Engines for propulsion of vehicles, 250 – 1,000 cc, K\$



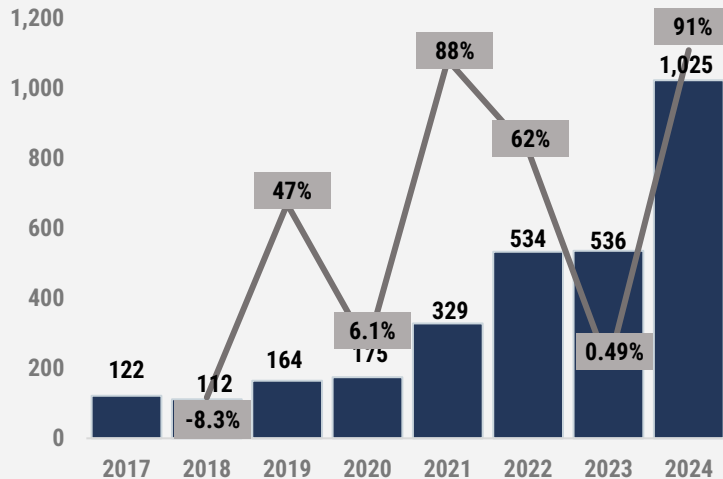
Imports Value of Vacuum Cleaners with self-contained electric motor, of a power It=1500 w and having a dust bag, K\$



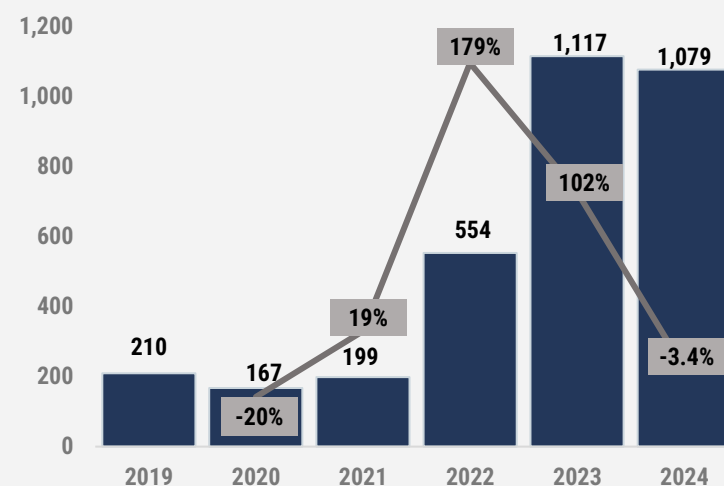
Imports Value of Filtering Machinery for Gases, others, K\$



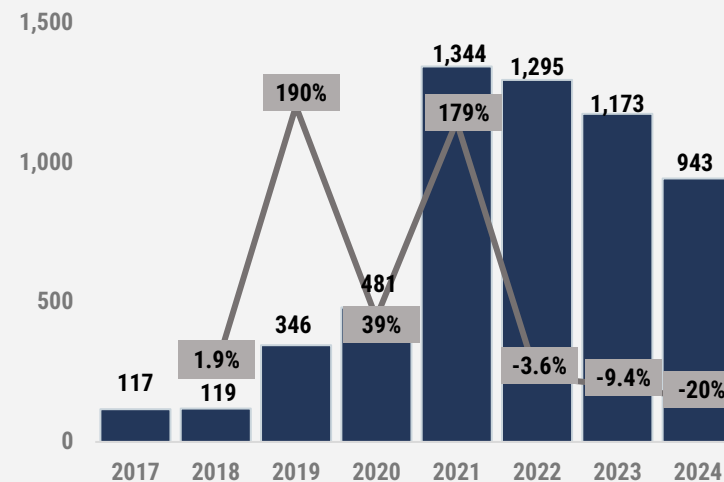
Imports Value of Automatic Circuit Breakers <1,000 v, K\$



Imports Value of Microphones and Stands therefor, K\$



Imports Value of Bolting Cloth for technical use, K\$



Most Declining Import Positions Within Latent Champion Value Segment

Out of this group, **Footwear, with outer soles of rubber, plastics or composition leather and uppers of leather others, covering the ankle** stands out with significant declines in imports values across all the periods considered (in 2024 and 2017 – 2024).

Notably, this position is one of the **lowest-ranked import positions**, with an imports value of 1.07 M\$ in 2024.

Goods with highest short-term decrease of imports in 2024

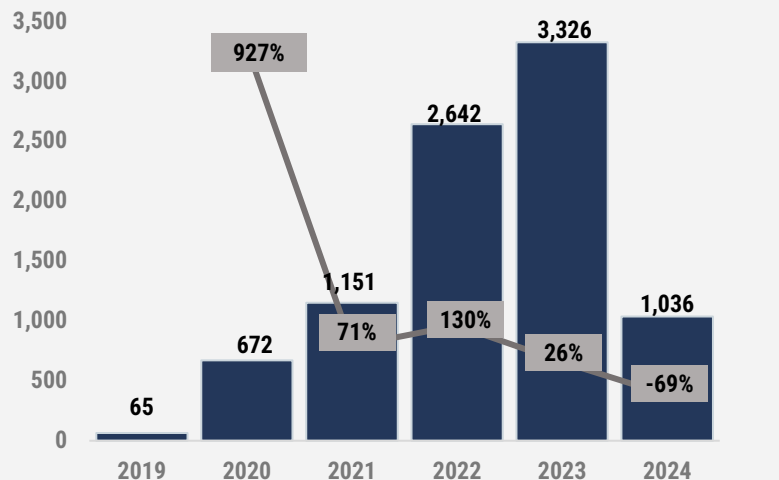
HS Code	Product Description	Imports in 2024, M\$	Growth Rate in 2024 (\$), %
721710	Wire of iron or nonalloy steel, not plated or coated, whether or not polished	1.04	-68.85%
940340	Wooden furniture (except seats) used in the kitchen	1.13	-59.79%
640391	Footwear, with outer soles of rubber, plastics or composition leather and uppers of leather others, covering the ankle	1.07	-48.31%
730431	Rubes, pipes and hollow profiles, seamless others, of circular cross section of iron or nonalloy steel, cold-drawn or cold-rolled	1.06	-38.39%
761010	Aluminum doors, windows and their frames and thresholds for doors	0.96	-28.96%
391400	Ion-exchangers based on polymers of natural or synthetic plastics materials, in primary forms	0.99	-26.66%
940391	Furniture, parts of wood	0.93	-24.40%
842131	Intake air filters for internal combustion engines	1.05	-23.57%
940529	Luminaires and light fittings; electric table, bedside or floor-standing	0.94	-23.35%
591120	Bolting cloth for technical use, whether or not made-up	0.94	-19.64%

Goods with highest long-term decrease of imports

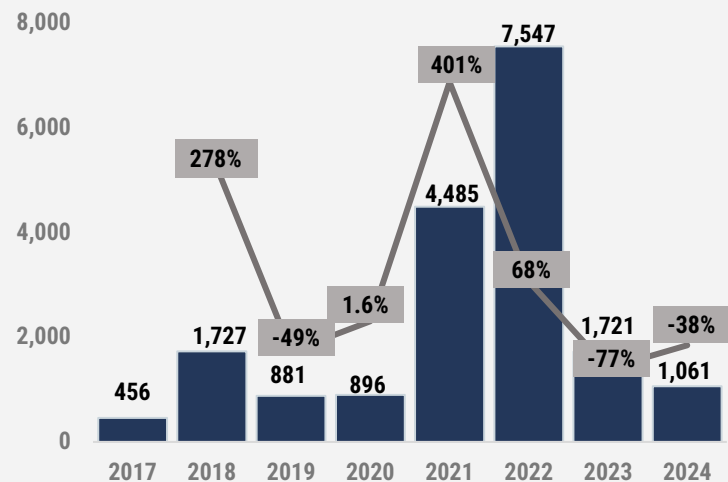
HS Code	Product Description	Imports in 2024, M\$	8Y CAGR, 2017-2024 (\$), %
640391	Footwear, with outer soles of rubber, plastics or composition leather and uppers of leather others, covering the ankle	1.07	-21.14%
848340	Gears and gearing (except toothed wheels, chain sprockets, etc.); ball or roller screws; gear boxes and other speed changers, incl torque converters	0.97	-16.68%
611030	Sweaters, pullovers, sweatshirts, vests and similar articles of manmade fibers, knitted or crocheted	1.00	-9.06%
870894	Steering wheels, steering columns and steering boxes for motor vehicles	1.03	-8.08%
940350	Wooden furniture (except seats) used in the bedroom	1.02	-5.03%
940340	Wooden furniture (except seats) used in the kitchen	1.13	-3.71%

Top-6 Positions with the Highest **Decrease** of Imports in Short-term

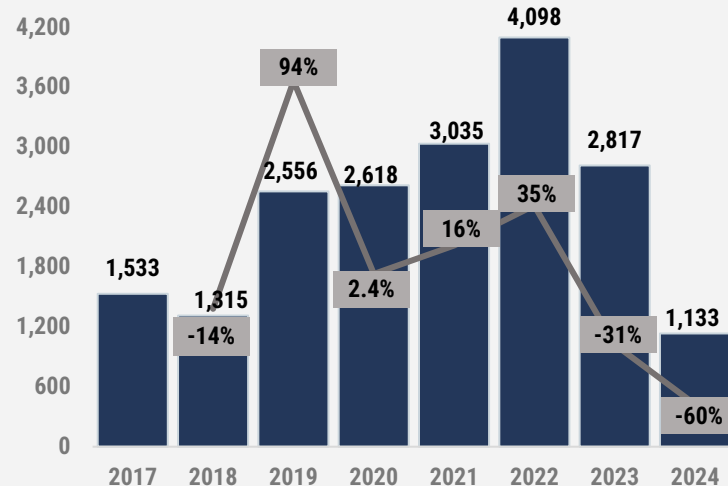
Imports Value of Wire of iron or nonalloy steel, not plated or coated, K\$



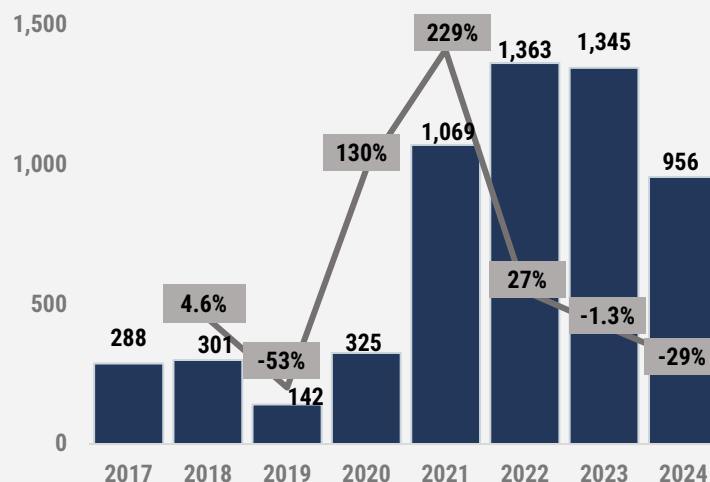
Imports Value of Rubes, pipes, hollow profiles, seamless others, of circular cross section of iron or nonalloy steel, K\$



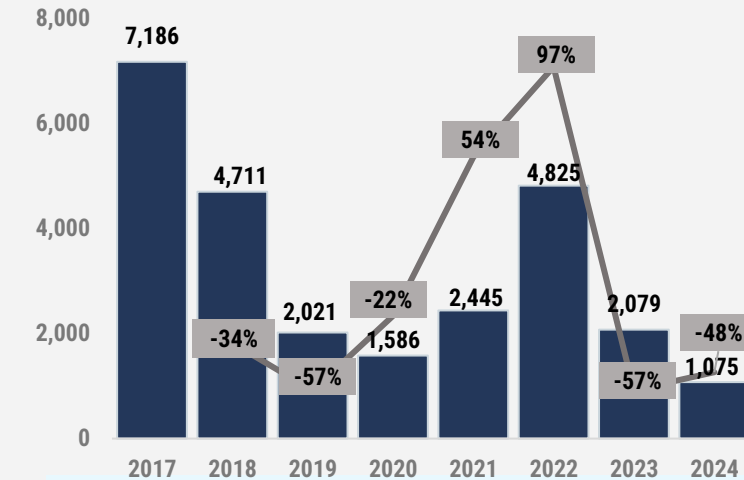
Imports Value of Wooden Furniture used in the kitchen, K\$



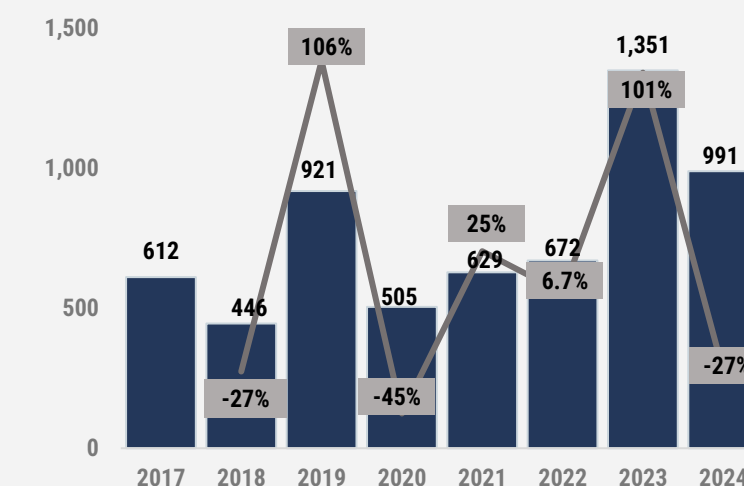
Imports Value of Aluminum doors, windows and their frames, K\$



Imports Value of Footwear, with outer soles of rubber, plastics or composition leather and uppers of leather, covering the ankle, K\$

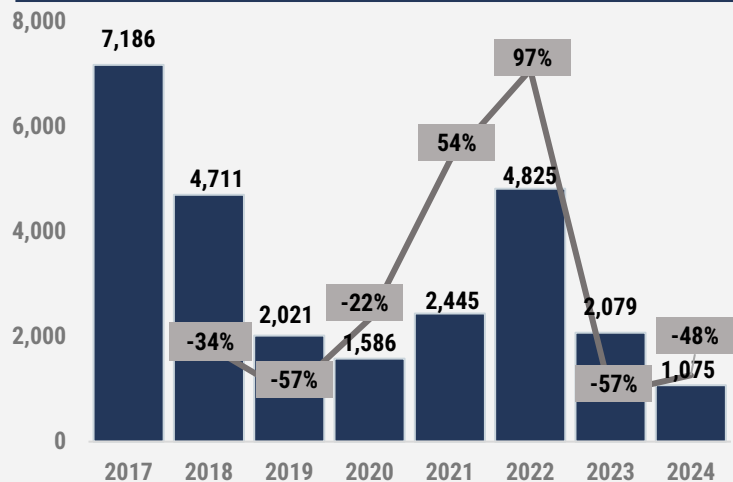


Imports Value of Ion-exchangers based on polymers of natural or synthetic plastics materials, in primary forms, K\$

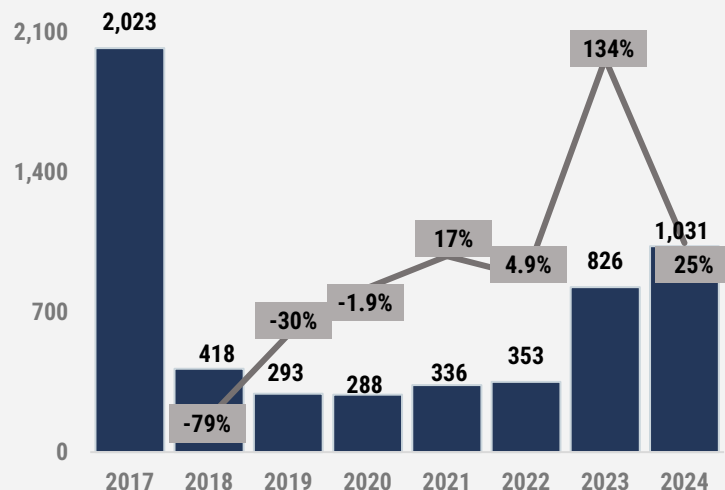


Top-6 Positions with the Highest **Decrease** of Imports in Long-term

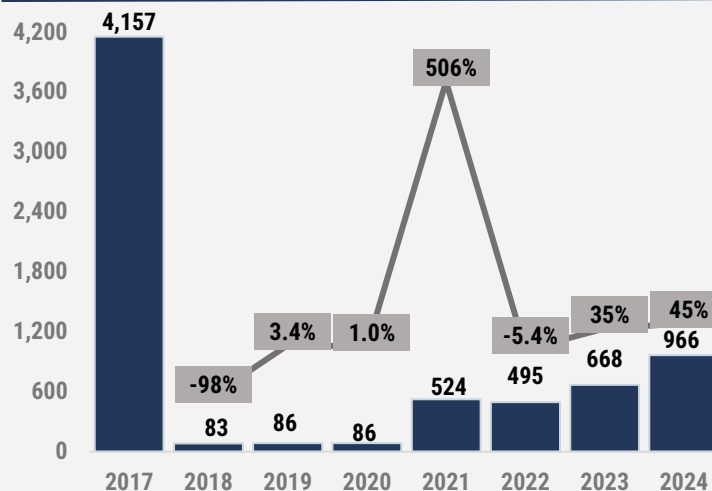
Imports Value of Footwear, with outer soles of rubber, plastics or composition leather and uppers of leather, covering the ankle, K\$



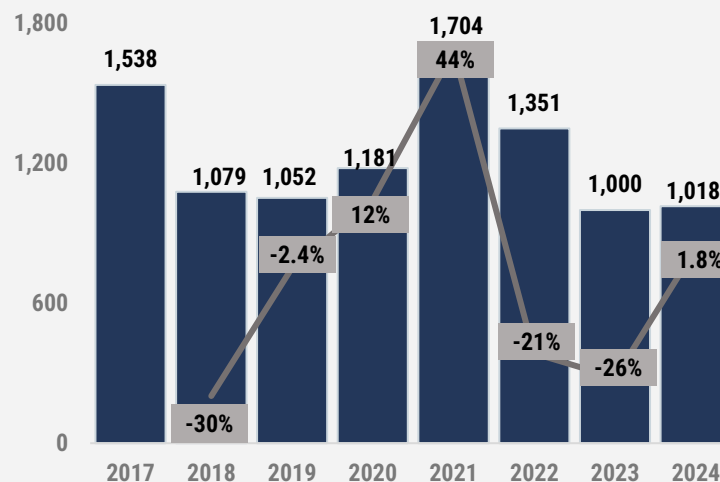
Imports Value of Steering wheels, steering columns and steering boxes for motor vehicles, K\$



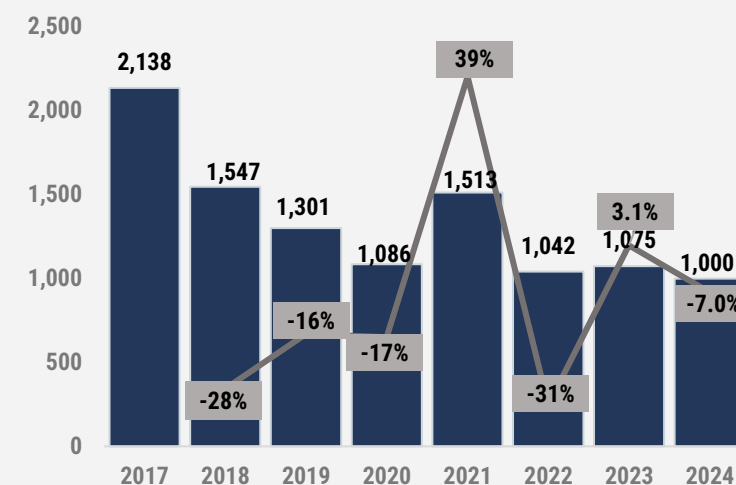
Imports Value of Gears and gearing; ball or roller screws; gear boxes and other speed changers, incl torque converters, K\$



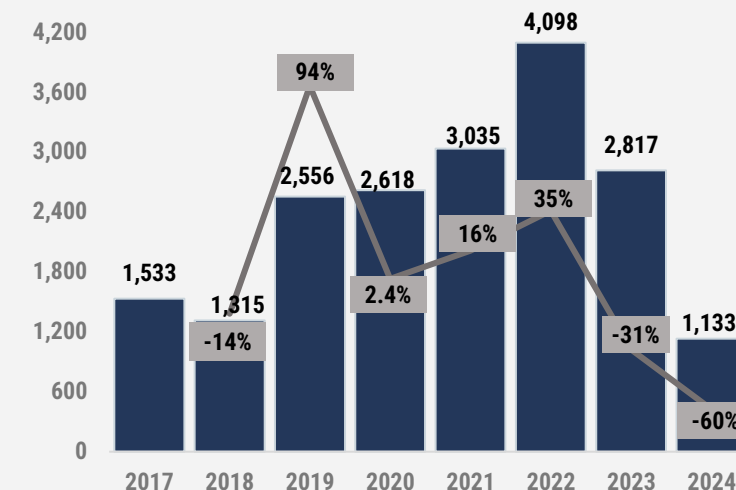
Imports Value of Wooden furniture used in the bedroom, K\$



Imports Value of Sweaters, pullovers, sweatshirts, vests and similar articles of manmade fibers, knitted or crocheted, K\$



Imports Value of Wooden furniture used in the kitchen, K\$



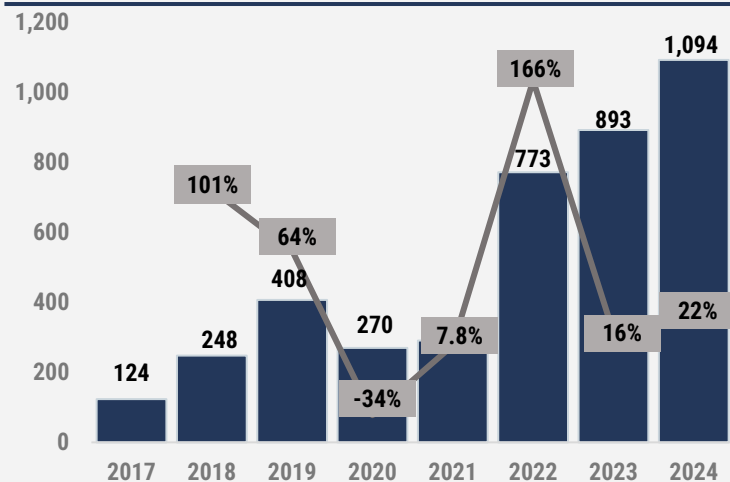
Top-Ranked Import Positions within Latent Champion Value Segment

Categories' Scores for Import Potential Estimation

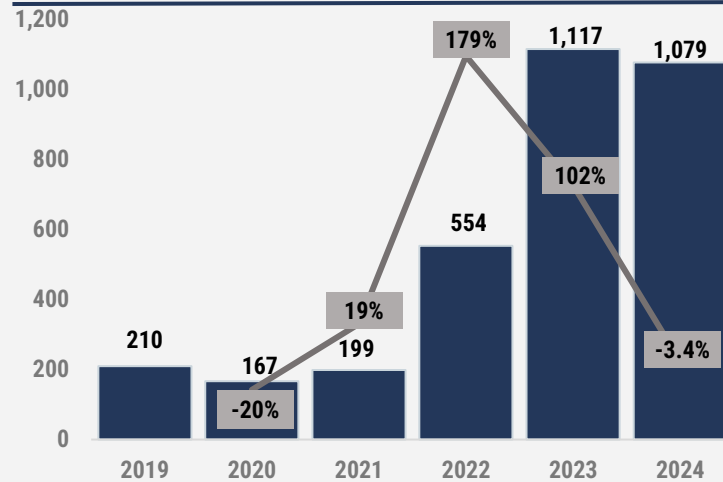
HS Code	Product Description	Imports in 2024, Scores (1-10)	7Y CAGR 2017-2023, Scores (1-10)	Growth Rate in 2024, Scores (1-10)	Total Quantity of Scores
850811	Vacuum cleaners with self-contained electric motor, of a power lt=1500 w and having a dust bag or other receptacle capacity lt=20 l	8	8	8	24
851810	Microphones and stands therefor	8	9	6	23
903180	Measuring or checking instruments, appliances and machines, others	9	7	6	22
853620	Automatic circuit breakers for a voltage not exceeding 1,000 v	5	7	10	22
840733	Spark-ignition reciprocating piston engines for propulsion of vehicles except rail or tramway stock, over 250 but not over 1,000 cc cylinder capacity	3	10	9	22
842139	Filtering or purifying machinery and apparatus for gases, others	2	9	9	20
840999	Parts for use with compression-ignition internal combustion piston engines, others	5	7	7	19
853669	Electrical plugs and sockets for a voltage not exceeding 1,000 v	4	7	8	19
940340	Wooden furniture (except seats) of a kind used in the kitchen	10	5	1	16
730431	Tubes, pipes and hollow profiles, seamless others, of circular cross section of iron or nonalloy steel, cold-drawn or cold-rolled	7	7	2	16
842131	Intake air filters for internal combustion engines	6	7	3	16
870894	Steering wheels, steering columns and steering boxes for motor vehicles	5	1	8	14
940350	Wooden furniture (except seats) of a kind used in the bedroom	5	2	6	13
391400	Ion-exchangers based on polymers of natural or synthetic plastics materials, in primary forms	4	6	3	13
591120	Bolting cloth for technical uses, whether or not made-up	1	9	3	13

Top-Ranked Import Positions within the Latent Champion Value Segment

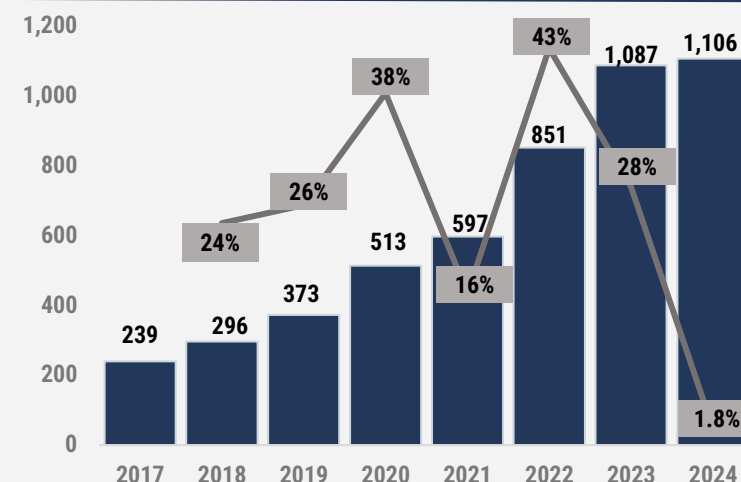
Imports Value of Vacuum Cleaners with self-contained electric motor, of a power It=1500 w and having a dust bag, K\$



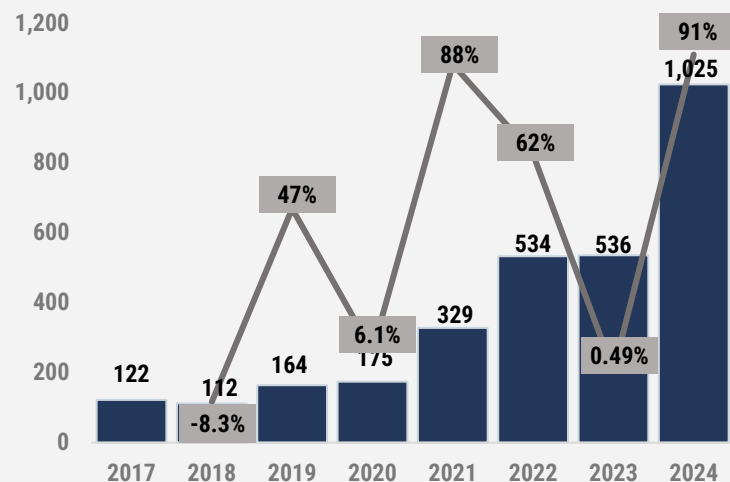
Imports Value of Microphones and stands therefor, K\$



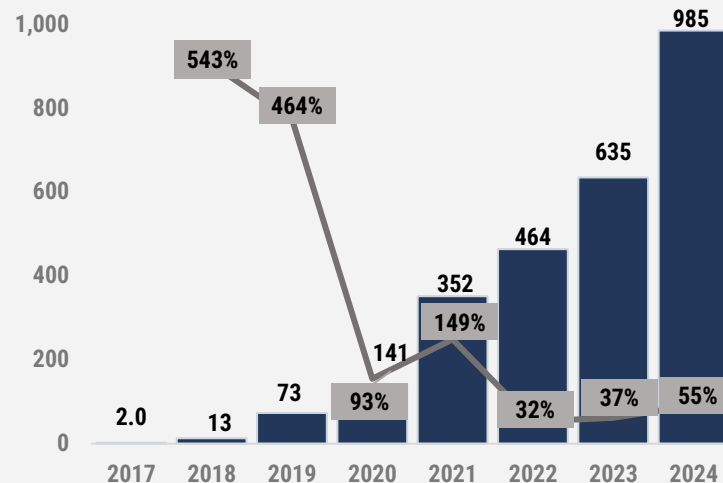
Imports Value of Measuring Instruments, others, K\$



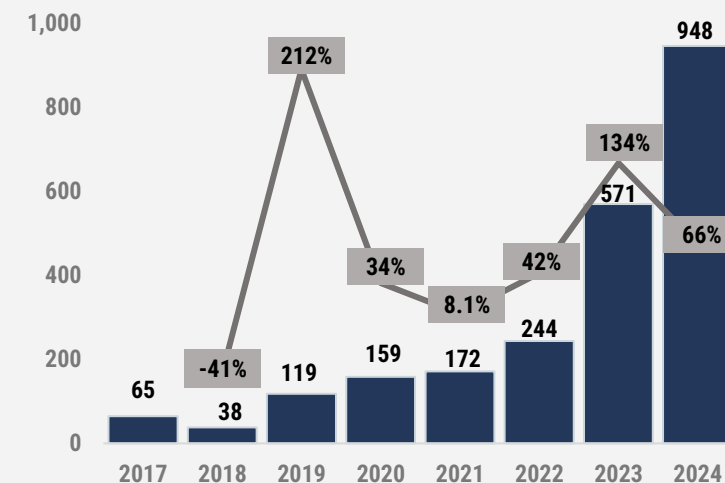
Imports Value of Automatic Circuit Breakers <1,000 v, K\$



Imports Value of Spark-ignition reciprocating piston engines for propulsion of vehicles, 250 – 1,000 cc, K\$



Imports Value of Filtering Machinery for Gases, others, K\$



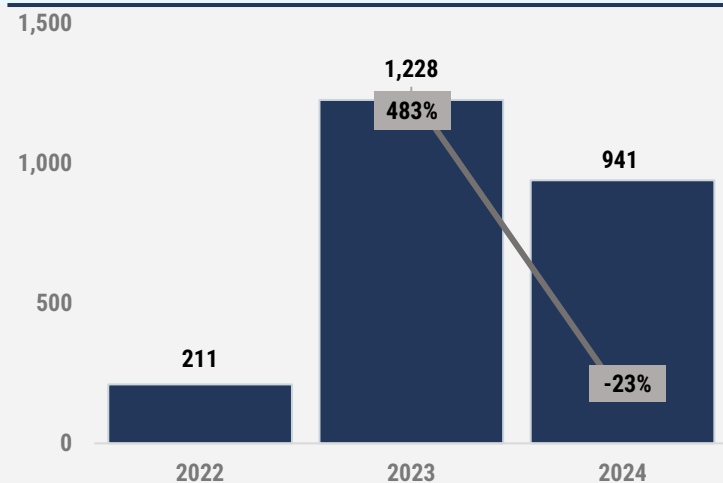
Lowest-Ranked Import Positions within the Latent Champion Value Segment

Categories' Scores for Import Potential Estimation

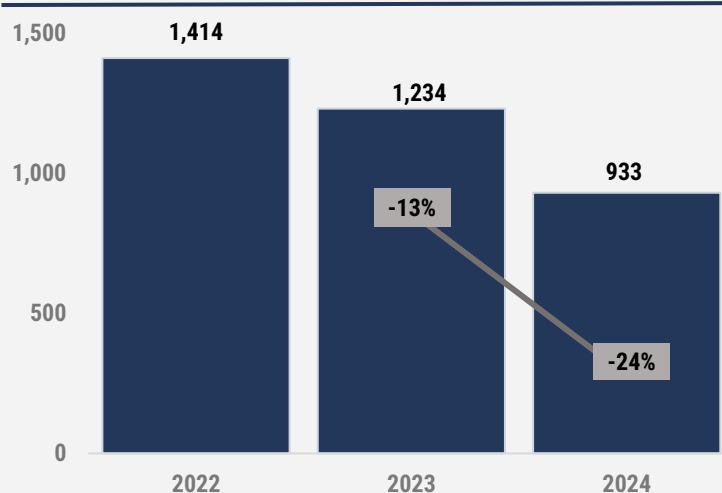
HS Code	Product Description	Imports in 2024, Scores (1-10)	7Y CAGR 2017-2023, Scores (1-10)	Growth Rate in 2024, Scores (1-10)	Total Quantity of Scores
940529	Luminaires and light fittings; electric table, bedside or floor-standing	1	0	3	4
940391	Furniture, parts of wood	1	0	3	4
721710	Wire of iron or nonalloy steel, not plated or coated, whether or not polished	6	0	0	6
640391	Footwear, with outer soles of rubber, plastics or composition leather and uppers of leather others, covering the ankle	7	1	1	9
940191	Seats, parts, of wood	3	0	6	9
880720	Aircraft and spacecraft, under-carriages and parts thereof	0	0	9	9
848340	Gears and gearing (except toothed wheels, chain sprockets, etc.); ball or roller screws; gear boxes and other speed changers, incl torque converters	2	0	9	11
848280	Ball or roller bearings others, including combined ball/roller bearings	2	3	6	11
611030	Sweaters, pullovers, sweatshirts, vests and similar articles of manmade fibers, knitted or crocheted	4	2	6	12
761010	Aluminum doors, windows and their frames and thresholds for doors	2	7	3	12

Lowest-Ranked Import Positions within the Latent Champion Value Segment

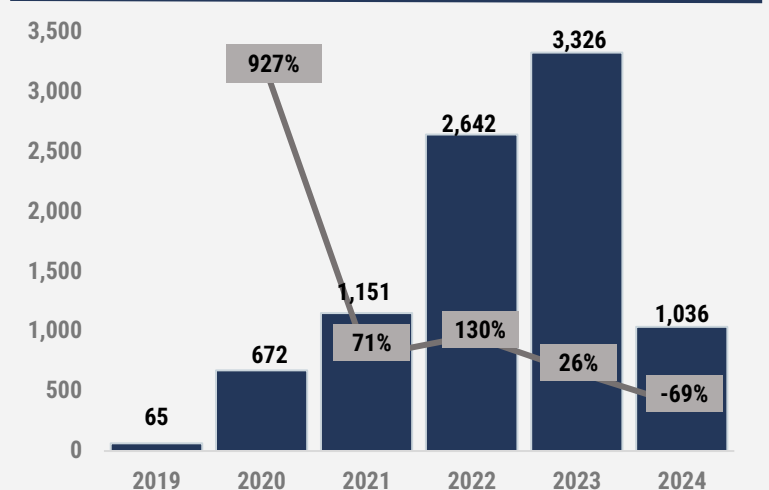
Imports Value of Luminaires; electric table, bedside or floor-standing, K\$



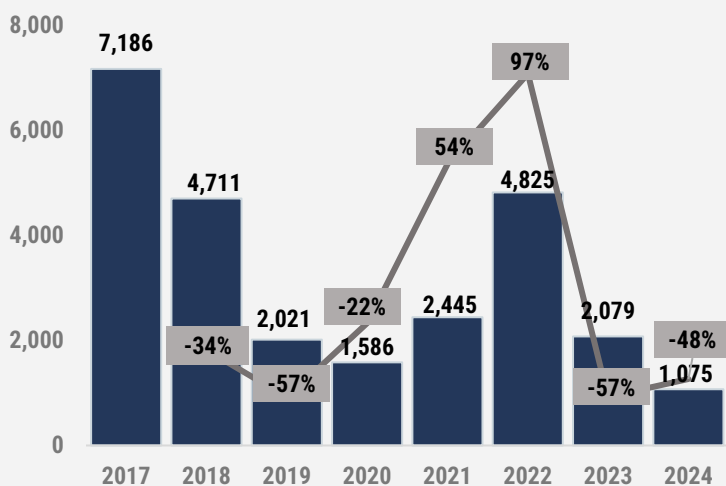
Imports Value of Furniture, parts of wood, K\$



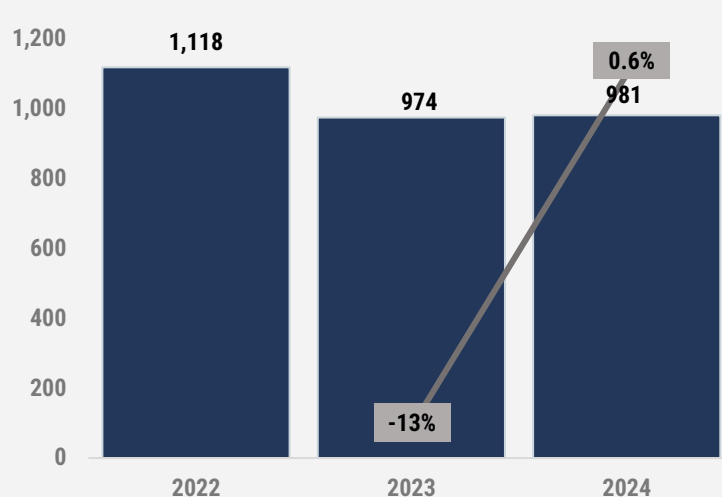
Imports Value of Wire of iron or nonalloy steel, not plated or coated, K\$



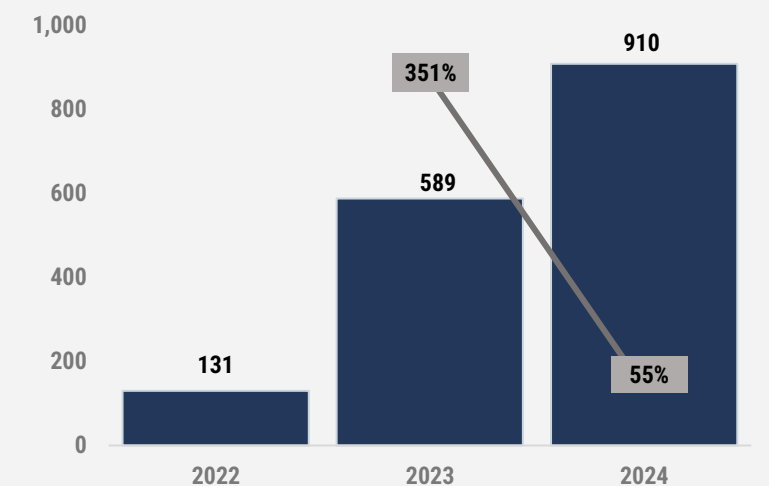
Imports Value of Footwear, with outer soles of rubber, plastics or composition leather and uppers of leather, covering the ankle, K\$



Imports Value of Seats, parts, of wood, K\$



Imports Value of Aircraft, under-carriages and parts thereof, K\$



Conclusions

Most Promising Import Positions from Romania to Canada across Various Product Groups

Among Largest-value trade goods

HS Code	Product Description	Imports Value in 2024, M\$	8Y CAGR 2017-2024 (\$),%	Growth Rate in 2024 (\$), %
841191	Parts of turbojets	17.41	50.52%	49.52%
401110	New pneumatic tires, of rubber, of a kind used on motor cars	37.17	12.71%	19.25%
851671	Electric coffee or tea makers	21.29	19.85%	-1.38%
722490	Semifinished products of alloy steel (other than stainless) others	13.96	277%	-72.61%
850440	Electrical static converters; power supplies for adp machines or units of 8471	4.21	38.17%	155%
620220	Women's overcoats, raincoats, capes, cloaks anoraks of wool or fine animal hair, other than those of heading no. 6204	23.20	n/a	1.33%

Among Rising Champion value trade goods

HS Code	Product Description	Imports Value in 2024, M\$	8Y CAGR 2017-2024 (\$),%	Growth Rate in 2024 (\$), %
847150	Digital processing units other than those of 8471.41 and 8471.49, n.e.s.o.i.	1.66	101%	101%
847989	Machines and mechanical appliances having individual functions, others	1.60	133%	4.13%
850819	Vacuum cleaners with self-contained electric motor, others	1.66	47.54%	4.65%
853650	Electrical switches for a voltage not exceeding 1,000 v, others	1.79	11.05%	36.25%
848210	Ball bearings	1.72	11.53%	4.98%
851830	Headphones, earphones	1.45	86.23%	14.63%

Among Champion-value trade goods

HS Code	Product Description	Imports Value in 2024, M\$	8Y CAGR 2017-2024 (\$),%	Growth Rate in 2024 (\$), %
610210	Women's overcoats, carcoats, capes, cloaks, anoraks, windbreakers and similar articles of wool, knitted or crocheted	2.74	44.66%	26.22%
999999	Commodities not specified according to kind	2.71	35.87%	4.02%
854442	Electric conductors, for a voltage not exceeding 1000 v, fitted with connectors, others	3.06	10.69%	153%
940169	Seats with wooden frames, not upholstered, others	3.00	15.44%	4.52%
850410	Ballasts for discharge lamps or tubes	3.12	78.22%	417%
870880	Suspension shock absorbers for motor vehicles	2.76	17.39%	38.15%

Among Latent Champion value trade goods

HS Code	Product Description	Imports Value in 2024, M\$	8Y CAGR 2017-2024 (\$),%	Growth Rate in 2024 (\$), %
850811	Vacuum cleaners with self-contained electric motor, of a power It=1500 w and having a dust bag	1.09	31.34%	22.47%
851810	Microphones and stands therefor	1.08	31.35%	-3.41%
903180	Measuring or checking instruments, appliances and machines, others	1.11	21.09%	1.80%
853620	Automatic circuit breakers for a voltage not exceeding 1,000 v	1.02	30.48%	91.05%
840733	Spark-ignition reciprocating piston engines for propulsion of vehicles, 250–1,000 cc	0.99	117%	55.11%
842139	Filtering or purifying machinery and apparatus for gases, others	0.95	39.83%	66.10%

CONTACTS & FEEDBACK

Connect with us

EXPORT HUNTER, UAB

Konstitucijos pr. 15-69A, Vilnius,
Lithuania

info@gtaic.ai

Follow us: 