



2025

EU Imports from African Countries

A Focus on the 200 Key Imported Products

Scope of research

The analysis examines EU imports from African countries using trade data spanning 2017–2024, covering 16 European nations and almost all African countries.

The list of **importing countries** includes:

Belgium	Finland	Ireland	Poland
Czechia	Germany	Italy	Portugal
Denmark	Greece	Latvia	Sweden
Estonia	Hungary	Netherlands	United Kingdom

The list of **African countries exporting goods to European markets**:

Algeria	Chad	Eswatini	Lesotho	Namibia	South Africa
Angola	Comoros	Ethiopia	Liberia	Niger	South Sudan
Benin	Congo	Fr. South Antarctic	Libya	Nigeria	Sudan
Botswana	Côte d'Ivoire	Terr.	Madagascar	Rwanda	Togo
Br. Indian Ocean Terr.	Dem. Rep. of the	Gabon	Malawi	Saint Helena	Tunisia
Burkina Faso	Congo	Gambia	Mali	Sao Tome and Principe	Uganda
Burundi	Djibouti	Ghana	Mauritania	Senegal	United Rep. of
Cabo Verde	Egypt	Guinea	Mauritius	Seychelles	Tanzania
Cameroon	Equatorial Guinea	Guinea-Bissau	Morocco	Sierra Leone	Western Sahara
Central African Rep.	Eritrea	Kenya	Mozambique	Somalia	Zambia
					Zimbabwe

Scope of research

GTAIC intelligence provides **comprehensive trade analysis between any African and European countries, as well as with any country from other regions on demand**. We can conduct this analysis for any African country, regardless of whether the country reports exports data. Our approach relies on analyzing the reported import data from partner countries.

The analysis provided in this report is based on the official customs and statistic data covering trade between European and African countries, including the full 2024 year data (EU imports data, mirror data). We analyzed long-term and short-term evolution of trade of each group (in US\$ terms only, volume trade not analyzed): CAGR over 2017-2024, Growth Rates in 2024.

Data volume processed for generation of this report: 1.6 billion data points, 100 gigabytes of data.

We identified **top-200 largest value import items** traded between the European Union and African countries in 2024, specifically focusing on **EU imports from African Countries**. We divided these 200 products into segments:

- I. **Largest-value traded goods** (annual value of shipments of 850 M\$ – 39 B\$);
- II. **Champion-value traded goods** (annual value of shipments of 141 M\$ – 850 M\$);
- III. **Rising Champion value traded goods** (annual value of shipments of 66 M\$ – 141 M\$);

Methodology: At the end of each section, we ranked the traded items within each group based on three key indicators: **Imports Value in 2024 (Absolute Import Size in \$-terms)**, **CAGR over seven years (2017-2023) as indicator of a long-term growth trend**, and **y-o-y Growth Rate in 2024 as indicator of short-term performance**. All indicators were assigned an equal weight **on a 10-point scale**, and the total score was calculated as the sum of these three values. The highest-scoring categories are identified as the most promising goods for supply to the EU markets from African Countries, while those with the lowest scores are considered the most risky.

Notes: use of n/a designation. In 2022, the Harmonized System underwent significant revisions, including the introduction of new commodity items. The “n/a” designation is used for imports values of goods that were previously classified under different HS codes before 2022.

Data sources: Official statistical and customs data of importing countries processed by GTAIC Intelligence Platform.

Data on trade in volume metrics (tons, kilos, and other) and prices are not analyzed in this research. However, they can be analyzed under a separate request.

This research was prepared as of 2nd of April 2025.

Executive Summary

Summary

Upon results of the analyses of **the top-200 largest value import items** traded between the European Union and African nations in 2024, we identified **the most promising positions supplied from African Countries to European Countries across various product groups**:

- I. **In the Largest-Value Segment** (annual value of shipments of 850 M\$ – 39 B\$); the most promising positions are: 1) Passenger motor vehicles with spark-ignition reciprocating piston engine, <1,000 cc; 2) Petroleum oils and oils from bituminous minerals, crude; 3) Gold, nonmonetary, semi manufactured forms others; 4) Natural gas, gaseous; 5) Cocoa beans, whole or broken, raw or roasted; 6) Petroleum oils, oils from bituminous minerals (other than crude).
- II. **Within the Champion-Value Segment** (annual value of shipments of 141 M\$ – 850 M\$) the most promising positions include: 1) Gold, nonmonetary, unwrought others (other than powder); 2) Motor vehicles, with both spark-ignition combust and electric motor, other than those charges by plugging to electric power; 3) Avocados, fresh or dried; 4) Insulated electric conductors, for a voltage not exceeding 80 v; 5) Raspberries, blackberries, mulberries and loganberries, fresh; 6) Cranberries, blueberries and other fruits of the genus vaccinium, fresh; 7) Technically specified natural rubber in primary forms or in plates; 8) Waste and scrap of platinum, including metal clad with platinum.
- III. **In the Rising Champion Value Segment** (annual value of shipments of 66 M\$ – 141 M\$) the most promising positions remain: 1) Palm oil and its fractions, crude; 2) Sesame seeds; 3) Articles of plastics; 4) Ferrous products obtained by direct reduction of iron ore; 5) Nonalloy pig iron containing 0.5% or less phosphorus, in primary forms; 6) Sweet potatoes, fresh or dried; 7) Insulated electric conductors, for a voltage exceeding 1,000 v; 8) Other monitors capable of directly connecting to and designed for use with machines of heading 8471.

Snapshot of selected EU Countries Imports from African Countries

Selected EU countries Imports from African Countries: 2017–2024 Overview

* 5 643 goods under HS 6-digit classification covered

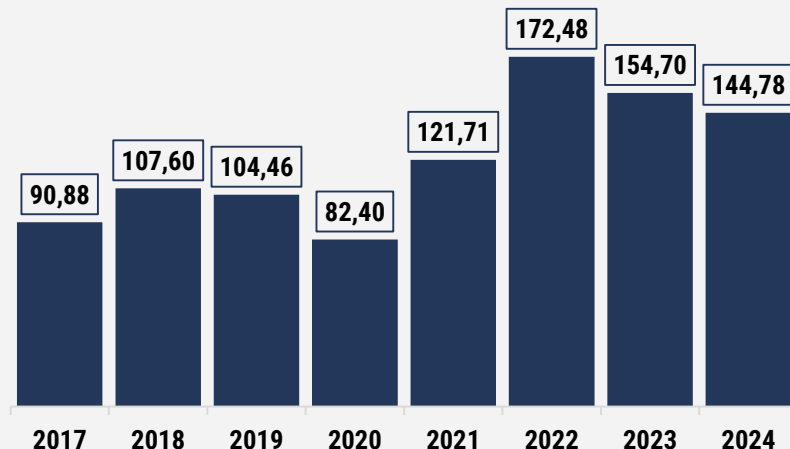
2024
Imports Value: **144.8 B\$**
Growth Rate: **-6.41%**

2023
Imports Value: **154.7 B\$**
Growth Rate: **-10.31%**

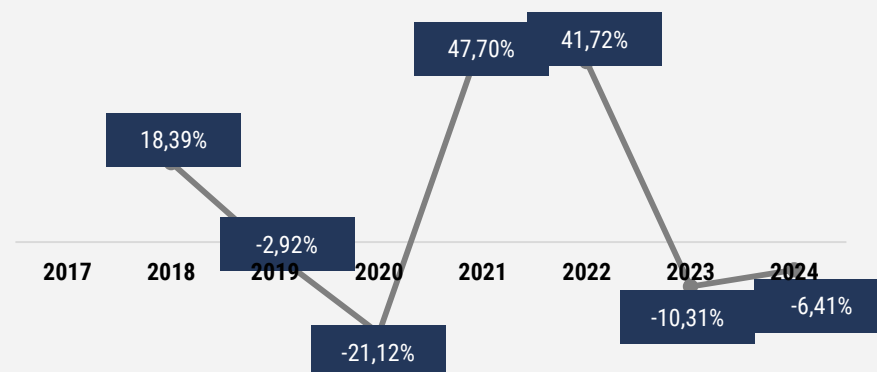
2022
Imports Value: **172.5 B\$**
Growth Rate: **+41.72%**

2021
Imports Value: **121.7 B\$**
Growth Rate: **+47.70%**

Imports Value, B\$



YoY Imports Growth Rate, %



- Over the long term (2017–2023), the compounded annual growth rate (CAGR) of selected EU imports from African countries has been +5.99%, with the most notable growth occurring during 2021–2022, when EU imports from African countries surpassed \$172.48 billion.
- In 2023, African exports to the selected European markets reached \$154.70 billion, marking a 10.31% decrease from \$172.48 billion in 2022.
- In 2024, imports value continued to decline, totaling \$144.78 billion (-6.41% compared to the previous year).
- The analysis covers the top 200 imported products by value in 2024, categorized into three groups: the 1st Group – Top 25 (with the yearly imports value of 850 M\$ – 39 B\$ in 2024), the 2nd group (early trade value of 141 M\$ – 850 M\$), the 3rd group (66 M\$ – 141 M\$).
- For each group, we identify the products that have shown sustained and significant import growth from African countries, focusing on both long-term (2017–2024) and short-term (2023–2024) growth trends.

1

Largest-Value Segment: yearly imports ranging from 850 M\$ to 39 B\$ per one product

Imported Goods from African Countries with 850 M\$ – 39 B\$ Imports Value

* Product Categories Ranked 1– 25 by the size of Import Value (out of 5 643 goods traded in 2024)

Rank by Imports value In 2024	HS Code	Product Description	2017, B\$	2018, B\$	2019, B\$	2020, B\$	2021, B\$	2022, B\$	2023, B\$	2024, B\$	Growth Rate in 2024	8Y CAGR, 2017-2024	Share in total imports in 2024
1	270900	Petroleum oils and oils from bituminous minerals, crude	23.71	34.37	31.94	16.47	32.53	48.75	47.31	38.98	-17.60%	6.41%	26.92%
2	271121	Natural gas, gaseous	5.10	5.71	3.88	2.76	6.75	18.08	13.43	9.12	-32.14%	7.54%	6.30%
3	710813	Gold, nonmonetary, other than powder	4.29	4.05	4.45	3.63	2.55	0.53	2.18	6.77	>100%	5.88%	4.68%
4	180100	Cocoa beans, whole or broken	3.24	3.47	3.31	3.32	3.19	2.41	3.03	5.72	89.15%	7.36%	3.95%
5	870321	Passenger motor vehicles with spark-ignition reciprocating piston engine, <1,000 cc	0.46	1.26	1.62	1.35	1.37	2.06	3.07	3.92	27.64%	30.64%	2.71%
6	854430	Insulated ignition wiring sets	1.56	1.79	1.95	1.77	2.26	2.53	3.39	3.43	1.18%	10.35%	2.37%
7	271111	Natural gas, liquefied	0.68	1.21	2.72	1.74	2.22	12.08	6.43	2.57	-59.97%	18.12%	1.78%
8	271019	Petroleum oils, (other than crude)	0.77	0.99	1.21	0.76	1.10	1.48	1.45	2.28	57.23%	14.48%	1.58%
9	710231	Diamonds, nonindustrial, unworked	2.95	3.02	2.13	2.12	2.62	2.79	2.20	2.16	-2.00%	-3.81%	1.49%
10	271012	Light oils and preparations containing gt=70% by weight petroleum oils	1.28	1.47	0.95	0.71	1.22	1.89	1.61	1.85	14.62%	4.70%	1.28%
11	740311	Refined copper cathodes	1.37	1.42	1.23	0.96	1.39	1.65	1.38	1.79	29.28%	3.38%	1.23%
12	870332	Passenger motor vehicles with compression-ignition 1,500 – 2,500 cc	0.98	1.48	1.90	0.56	0.07	0.16	1.65	1.69	2.78%	7.10%	1.17%
13	760110	Aluminum, not alloyed, unwrought	1.07	1.26	1.13	1.05	1.24	2.02	1.49	1.56	4.85%	4.79%	1.08%
14	870421	Motor vehicles for goods transport others, with compression-ignition combustion piston engine, gvw <5 metric tons	0.81	0.88	1.51	1.29	2.10	1.79	2.33	1.48	-36.74%	7.72%	1.02%
15	261690	Precious metal ores, other than silver	0.56	0.76	0.93	1.60	2.61	2.65	1.91	1.47	-22.94%	12.76%	1.02%
16	090111	Coffee, not roasted, not decaffeinated	0.77	0.74	0.71	0.70	0.86	1.17	1.10	1.46	33.19%	8.39%	1.01%
17	711011	Platinum, unwrought or in powder form	1.32	1.23	0.53	0.55	1.05	1.27	1.37	1.27	-7.08%	-0.50%	0.88%
18	260111	Iron ore concentrates	0.74	0.73	1.24	1.12	2.69	1.86	1.30	1.27	-2.67%	6.88%	0.87%
19	711021	Palladium, unwrought or in powder form	0.41	0.72	0.51	0.68	1.24	1.46	1.36	1.19	-12.30%	14.28%	0.82%
20	180400	Cocoa butter, fat and oil	0.65	0.60	0.59	0.61	0.59	0.62	0.74	1.19	60.00%	7.85%	0.82%
21	180310	Cocoa paste, not defatted	0.52	0.51	0.50	0.52	0.52	0.51	0.56	1.07	90.82%	9.29%	0.74%
22	870322	Motor vehicles with spark-ignition reciprocating piston engine, 1,000 – 1,500 cc	0.40	0.08	0.19	0.23	0.28	0.33	0.87	0.99	14.53%	12.12%	0.69%
23	080610	Grapes, fresh	0.75	0.87	0.82	0.87	0.95	0.92	0.92	0.99	7.44%	3.56%	0.68%
24	711031	Rhodium, unwrought or in powder form	0.16	0.32	0.42	1.19	4.10	2.68	1.54	0.87	-43.41%	23.31%	0.60%
25	271112	Propane, liquefied	0.80	0.99	0.73	0.60	1.08	1.30	1.00	0.85	-14.99%	0.73%	0.59%

Shares in total imports value (\$), %

* Product Categories Ranked 1– 25 by the size of Import Value (out of 5 643 goods traded in 2024)

Rank by Imports value In 2024	HS Code	Product Description	Share, 2017, %	Share, 2018, %	Share, 2019, %	Share, 2020, %	Share, 2021, %	Share, 2022, %	Share, 2023, %	Share, 2024, %
1	270900	Petroleum oils and oils from bituminous minerals, crude	26.09%	31.94%	30.57%	19.99%	26.72%	28.26%	30.58%	26.92%
2	271121	Natural gas, gaseous	5.61%	5.30%	3.71%	3.35%	5.54%	10.48%	8.68%	6.30%
3	710813	Gold, nonmonetary, other than powder	4.72%	3.76%	4.26%	4.41%	2.09%	0.31%	1.41%	4.68%
4	180100	Cocoa beans, whole or broken	3.57%	3.23%	3.17%	4.03%	2.62%	1.40%	1.96%	3.95%
5	870321	Passenger motor vehicles with spark-ignition reciprocating piston engine, <1,000 cc	0.51%	1.17%	1.55%	1.63%	1.13%	1.19%	1.98%	2.71%
6	854430	Insulated ignition wiring sets	1.71%	1.66%	1.87%	2.14%	1.85%	1.47%	2.19%	2.37%
7	271111	Natural gas, liquefied	0.75%	1.13%	2.60%	2.11%	1.83%	7.00%	4.16%	1.78%
8	271019	Petroleum oils, (other than crude)	0.85%	0.92%	1.15%	0.93%	0.90%	0.86%	0.94%	1.58%
9	710231	Diamonds, nonindustrial, unworked	3.24%	2.81%	2.04%	2.57%	2.15%	1.62%	1.42%	1.49%
10	271012	Light oils and preparations containing gt=70% by weight petroleum oils	1.41%	1.37%	0.91%	0.86%	1.01%	1.09%	1.04%	1.28%
11	740311	Refined copper cathodes	1.51%	1.32%	1.17%	1.17%	1.14%	0.95%	0.89%	1.23%
12	870332	Passenger motor vehicles with compression-ignition 1,500 – 2,500 cc	1.08%	1.37%	1.82%	0.68%	0.06%	0.09%	1.07%	1.17%
13	760110	Aluminum, not alloyed, unwrought	1.18%	1.17%	1.08%	1.27%	1.02%	1.17%	0.96%	1.08%
14	870421	Motor vehicles for goods transport others, with compression-ignition combustion piston engine, gvw <5 metric tons	0.90%	0.82%	1.44%	1.57%	1.73%	1.04%	1.51%	1.02%
15	261690	Precious metal ores, other than silver	0.62%	0.70%	0.89%	1.94%	2.15%	1.54%	1.24%	1.02%
16	090111	Coffee, not roasted, not decaffeinated	0.84%	0.69%	0.68%	0.85%	0.71%	0.68%	0.71%	1.01%
17	711011	Platinum, unwrought or in powder form	1.45%	1.14%	0.51%	0.67%	0.86%	0.74%	0.88%	0.88%
18	260111	Iron ore concentrates	0.82%	0.68%	1.18%	1.35%	2.21%	1.08%	0.84%	0.87%
19	711021	Palladium, unwrought or in powder form	0.45%	0.66%	0.49%	0.82%	1.02%	0.85%	0.88%	0.82%
20	180400	Cocoa butter, fat and oil	0.71%	0.56%	0.57%	0.74%	0.49%	0.36%	0.48%	0.82%
21	180310	Cocoa paste, not defatted	0.58%	0.47%	0.48%	0.63%	0.43%	0.30%	0.36%	0.74%
22	870322	Motor vehicles with spark-ignition reciprocating piston engine, 1,000 – 1,500 cc	0.44%	0.07%	0.18%	0.28%	0.23%	0.19%	0.56%	0.69%
23	080610	Grapes, fresh	0.82%	0.81%	0.78%	1.06%	0.78%	0.53%	0.60%	0.68%
24	711031	Rhodium, unwrought or in powder form	0.18%	0.29%	0.40%	1.45%	3.37%	1.55%	1.00%	0.60%
25	271112	Propane, liquefied	0.88%	0.92%	0.70%	0.73%	0.89%	0.75%	0.65%	0.59%

...represent over 66% of total EU imports from African countries

The **top-25 highest-value** product categories (6-digit HS classification) account for approximately **66.27%** of EU imports from African countries reaching **\$95.94 billion** in 2024.

The Top 25 product groups are dominated by the following categories:

- **Energy Products: Amounting to \$55.65 billion in 2024, representing 38.44% of EU imports from African countries:**
 - Petroleum oils and oils from bituminous minerals, crude
 - Natural gas, gaseous
 - Natural gas, liquefied
 - Petroleum oils, oils from bituminous minerals (other than crude) & products containing by weight gt=70% or more of these oils, not biodiesel or waste
 - Light oils and preparations containing gt=70% by weight petroleum oils or oils from bituminous minerals, not containing biodiesel, not waste oils
 - Propane, liquefied
- **Metals, including precious metals: These products accounted for \$12.28 billion (8.48% of total imports):**
 - Gold, nonmonetary, semi manufactured forms others (other than powder)
 - Aluminum, not alloyed, unwrought
 - Platinum, unwrought or in powder form
 - palladium, unwrought or in powder form
 - rhodium, unwrought or in powder form
- **Motor Vehicles: Reaching \$8.08 billion, representing 5.58% of total EU imports from African countries.**
 - Passenger motor vehicles with spark-ignition internal combustion reciprocating piston engine, cylinder capacity not over 1,000 cc
 - Passenger motor vehicles with compression-ignition internal combustion piston engine (diesel), cylinder capacity over 1,500 cc but not over 2,500 cc
 - Passenger motor vehicles with spark-ignition internal combustion reciprocating piston engine, cylinder capacity over 1,000 cc but not over 1,500 cc
 - Motor vehicles for goods transport others, with compression-ignition internal combustion piston engine (diesel), gvw not over 5 metric tons
- **Cocoa Beans and Cocoa Preparations: Totaling \$7.98 billion, representing 5.51% of total imports**
- Other Product Categories worth **\$12.28 billion** accounting for **8.48%** of total EU imports from African countries and including: Insulated Ignition Wiring Sets, Precious Stones (including Diamonds), Coffee, Grapes.

Dynamics of Changes in the Structure of EU Imports from African Countries

Petroleum Oils and Oils from Bituminous Minerals, Crude
\$38.98 B **26.92%**
Imports Value in 2024 *Share in total imports in 2024*

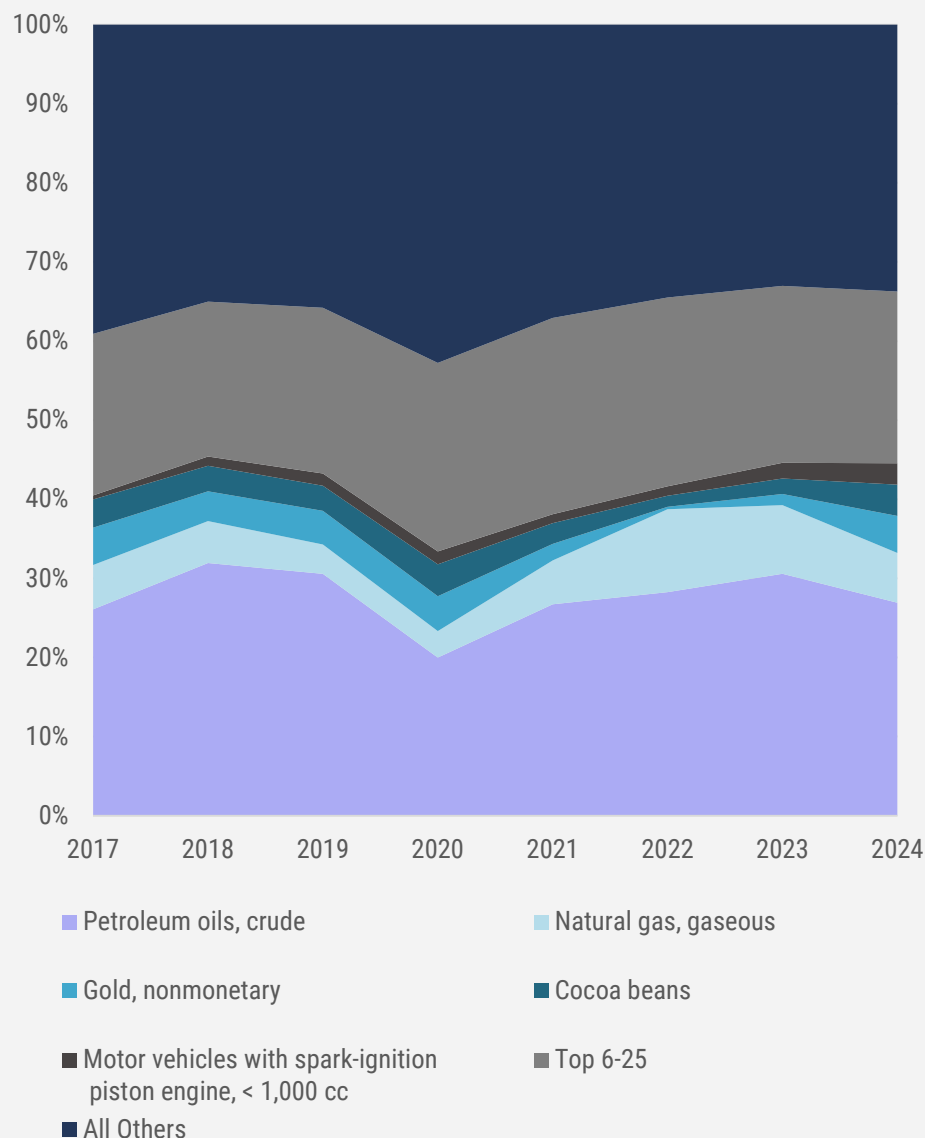
Natural Gas, Gaseous
\$9.12 B **6.30%**
Imports Value in 2024 *Share in total imports in 2024*

Gold, Nonmonetary, Semi Manufactured Forms
\$6.77 B **4.68%**
Imports Value in 2024 *Share in total imports in 2024*

Cocoa Beans, Whole or Broken, Raw or Roasted
\$5.72 B **3.95%**
Imports Value in 2024 *Share in total imports in 2024*

Motor Vehicles with Spark-ignition Piston Engine, < 1,000 cc
\$3.92 B **2.71%**
Imports Value in 2024 *Share in total imports in 2024*

Top-5 Product Categories by Value in Structure of EU Imports from African Countries (\$)



- Between 2017 and 2024, the top five import categories consistently accounted for 40–45% of EU imports from African countries, highlighting a **significant concentration** in key import positions.
- Over the long-term (2017–2024), **Petroleum Oils and Oils from Bituminous Minerals, Crude** remains the dominant category, accounting for 26.92% of total EU imports from African countries in 2024.
- Since 2021, Natural Gas (Gaseous) emerged as the second-largest import category, with imports value reaching \$9.12 billion – nearly 1.5 times higher than the import value of **Gold, Nonmonetary, Semi Manufactured Forms** (\$6.77 billion), which ranked third.
- The further analysis covers the import value dynamics of the 5 fastest growing and 5 most decreasing import positions, providing insights into shifting trade patterns and the evolving composition of EU import structure from African countries.

Most Growing and Declining Import Positions within Largest-value Segment

Among the top-25 product positions, the category of **Petroleum oils, oils from bituminous minerals (other than crude) & products containing by weight gt=70% or more of these oils, not biodiesel or waste** has shown a significant increase in imports values across all the periods considered (in 2024 and 2017 – 2024).

This category is included in the list of the most promising import positions, with an imports value of **2.28 B\$** in 2024 and experiencing rapid import growth in reviewed periods.

Goods with highest short-term growth of imports in 2024

HS Code	Product Description	Imports in 2024, B\$	Growth Rate in 2024 (\$), %
710813	Gold, nonmonetary, semi manufactured forms others	6.77	210.83%
180310	Cocoa paste, not defatted	1.07	90.82%
180100	Cocoa beans, whole or broken, raw or roasted	5.72	89.15%
180400	Cocoa butter, fat and oil	1.19	60.00%
271019	Petroleum oils, oils from bituminous minerals (other than crude) & products containing by weight gt=70% or more of these oils, not biodiesel or waste	2.28	57.23%

Goods with highest long-term growth of imports

HS Code	Product Description	Imports in 2024, B\$	8Y CAGR, 2017-2024 (\$), %
870321	Passenger motor vehicles with spark-ignition internal combustion reciprocating piston engine, <1,000 cc	3.92	30.64%
711031	Rhodium, unwrought or in powder form	0.87	23.31%
271111	Natural gas, liquefied	2.57	18.12%
271019	Petroleum oils, oils from bituminous minerals (other than crude) & products containing by weight gt=70% or more of these oils, not biodiesel or waste	2.28	14.48%
711021	Palladium, unwrought or in powder form	1.19	14.28%

Goods with highest short-term decrease of imports in 2024

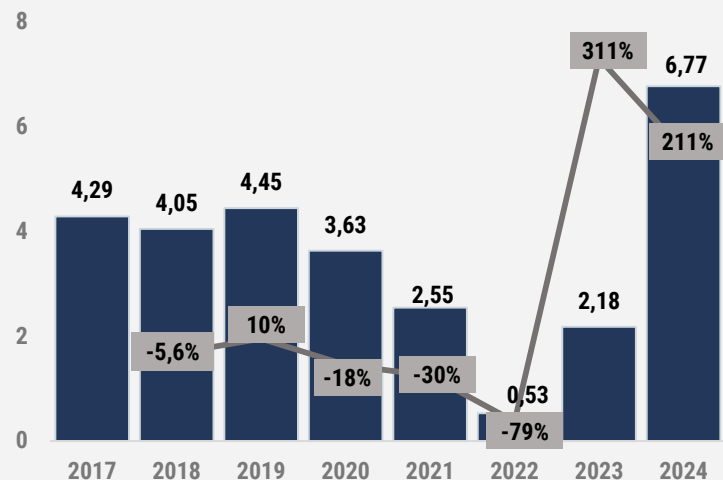
HS Code	Product Description	Imports in 2024, B\$	Growth Rate in 2024 (\$), %
271111	Natural gas, liquefied	2.57	-59.97%
711031	Rhodium, unwrought or in powder form	0.87	-43.41%
870421	Motor vehicles for goods transport others, with compression-ignition internal combustion piston engine (diesel), gvw not over 5 metric tons	1.48	-36.74%
271121	Natural gas, gaseous	9.12	-32.14%
261690	Precious metal ores and concentrates, other than silver	1.47	-22.94%

Goods with highest long-term decrease of imports

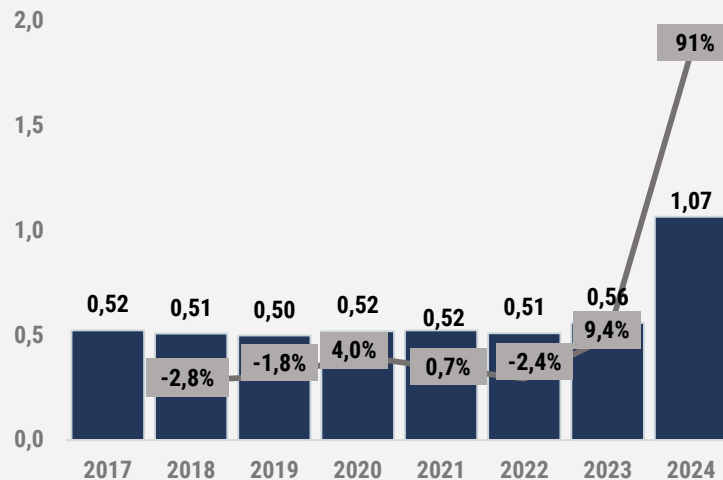
HS Code	Product Description	Imports in 2024, B\$	8Y CAGR, 2017-2024 (\$), %
710231	Diamonds, nonindustrial, unworked or simply sawn	2.16	-3.81%
711011	Platinum, unwrought or in powder form	1.27	-0.50%

Top-5 Positions with the Highest Increase of Imports in Short-term

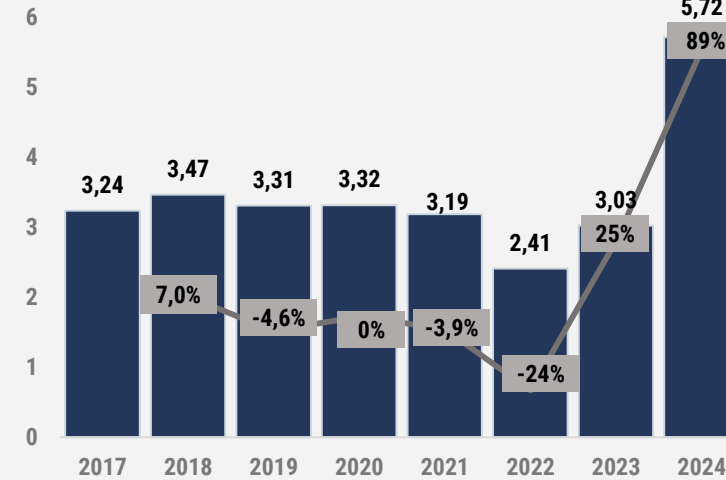
Imports Value of Gold, Nonmonetary, semi manufactured forms, B\$



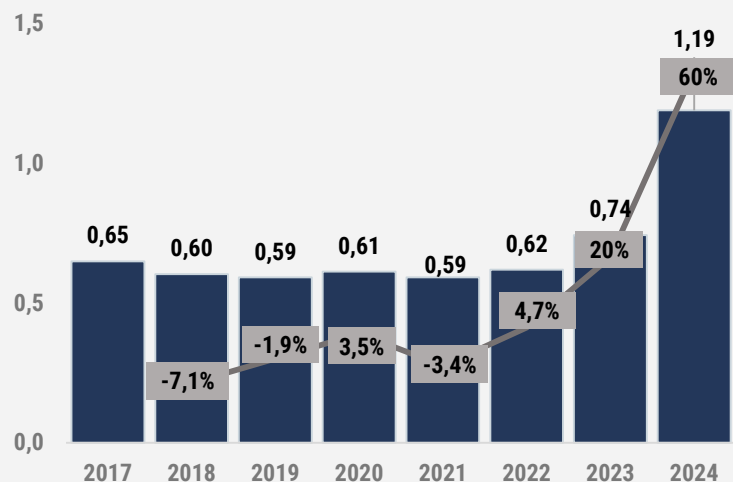
Imports Value of Cocoa Paste, not defatted, B\$



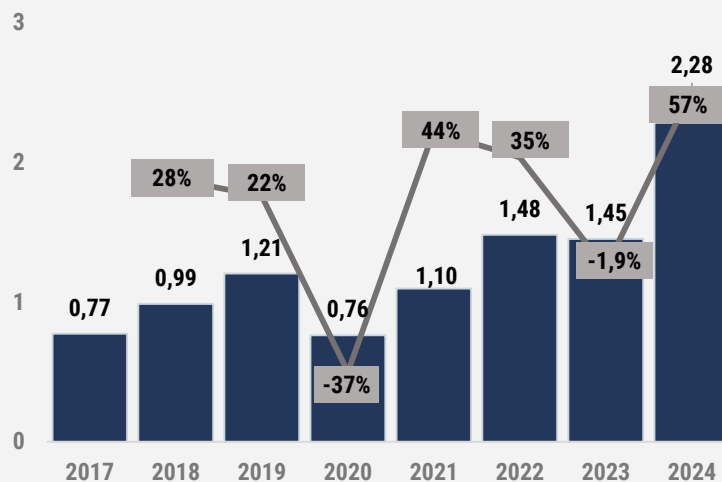
Imports Value of Cocoa Beans, whole or broken, raw or roasted, B\$



Imports Value of Cocoa Butter, Fat and Oil, B\$

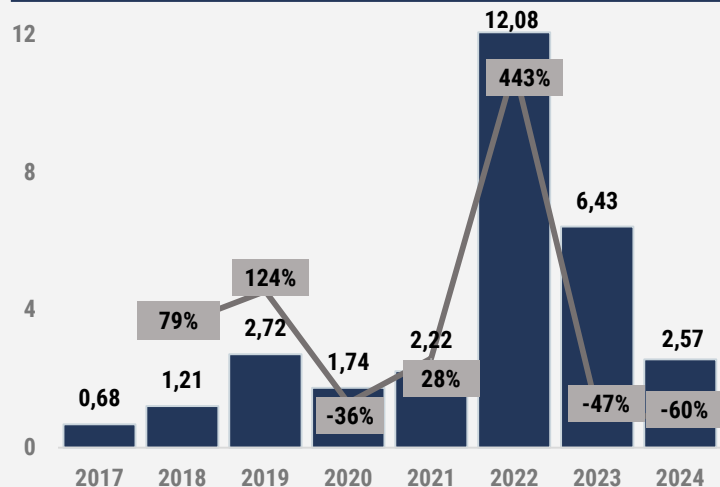


Imports Value of Petroleum oils (other than crude), B\$

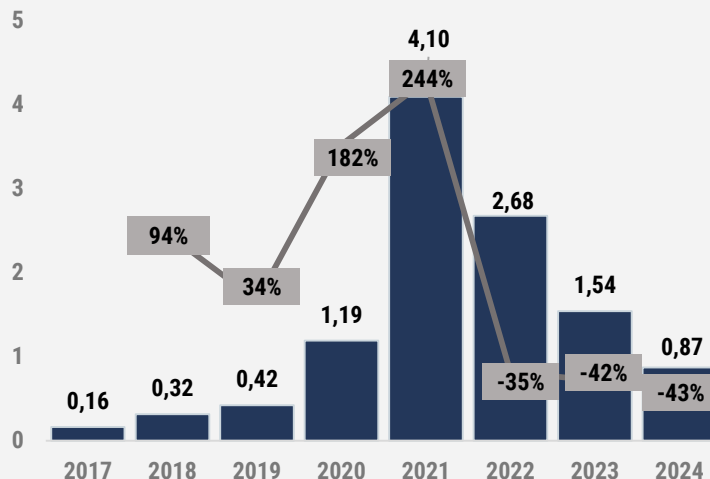


Top-5 Positions with the Highest **Decrease** of Imports in Short-term

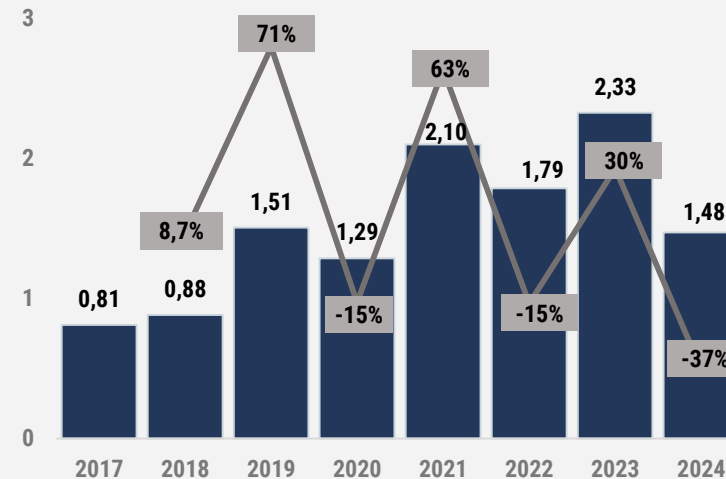
Imports Value of Natural gas, liquefied, B\$



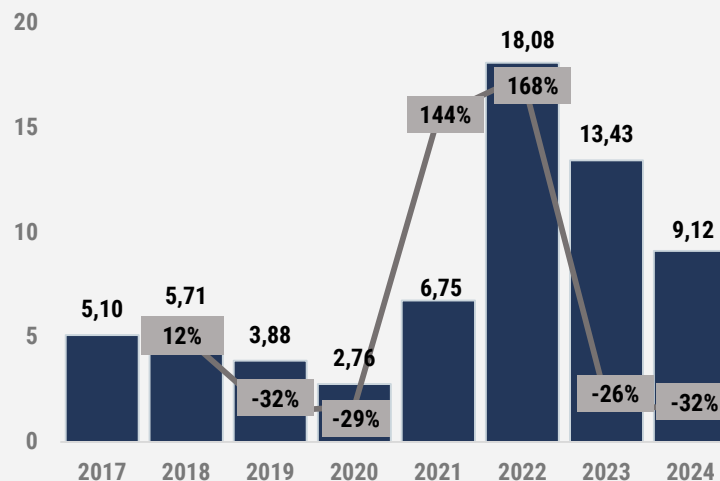
Imports Value of Rhodium, unwrought or in powder form, B\$



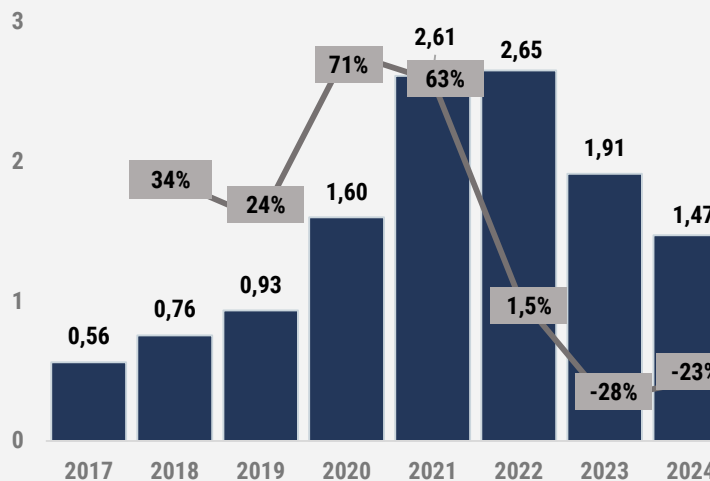
Imports Value of Motor vehicles for goods transport, with compression-ignition piston engine, gvw < 5 metric tons, B\$



Imports Value of Natural Gas (Gaseous), B\$

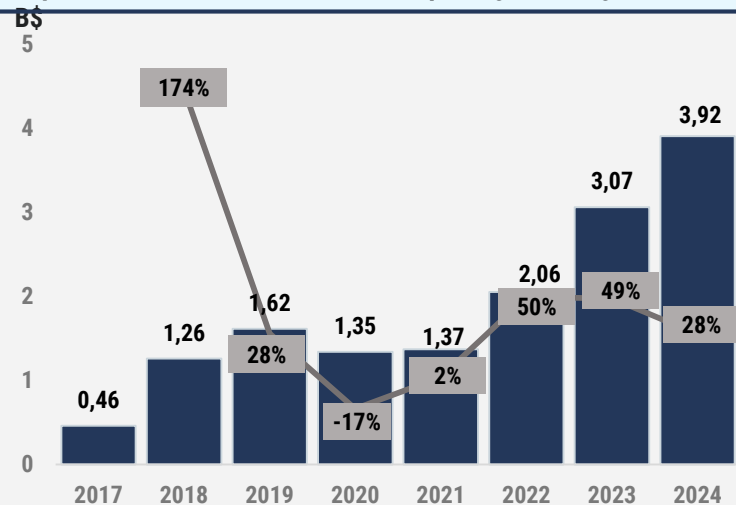


Imports Value of Precious Metal Ores and Concentrates, B\$

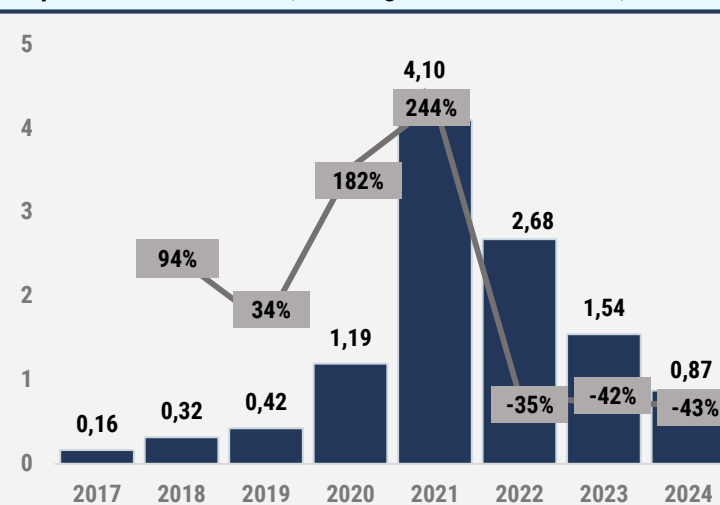


Top-5 Positions with the Highest Increase of Imports in Long-term

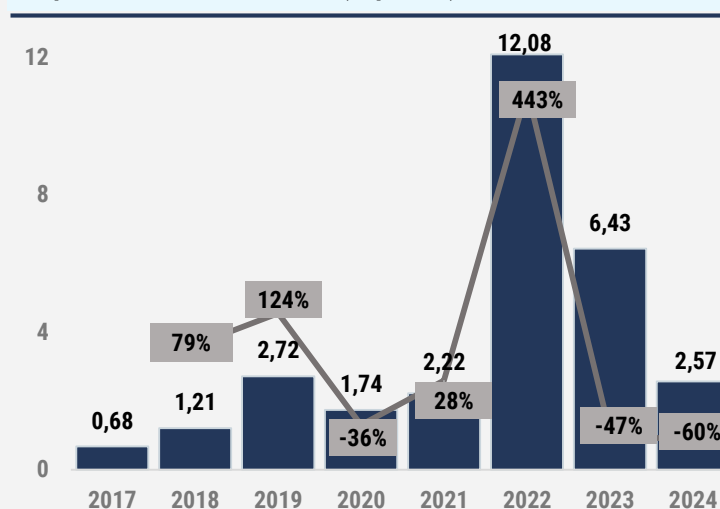
Imports Value of Motor Vehicles with spark-ignition engine, <1,000 cc, B\$



Imports Value of Rhodium, Unwrought or in Powder Form, B\$



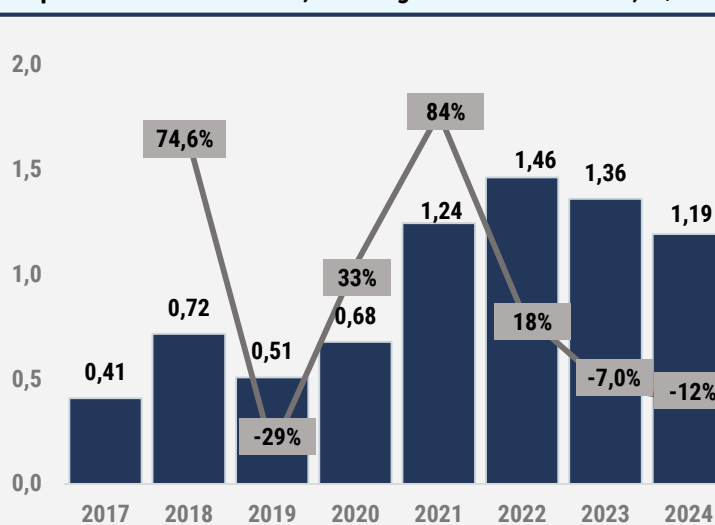
Imports Value of Natural Gas (Liquefied), B\$



Imports Value of Petroleum oils (other than crude), B\$

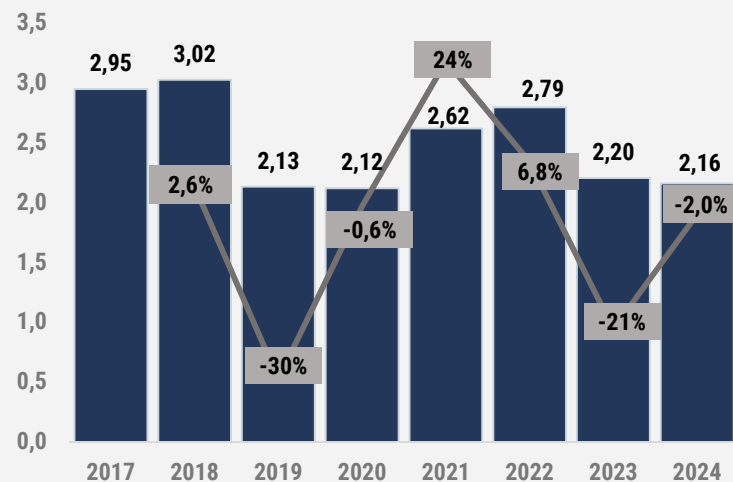


Imports Value of Palladium, Unwrought or in Powder Form, B\$

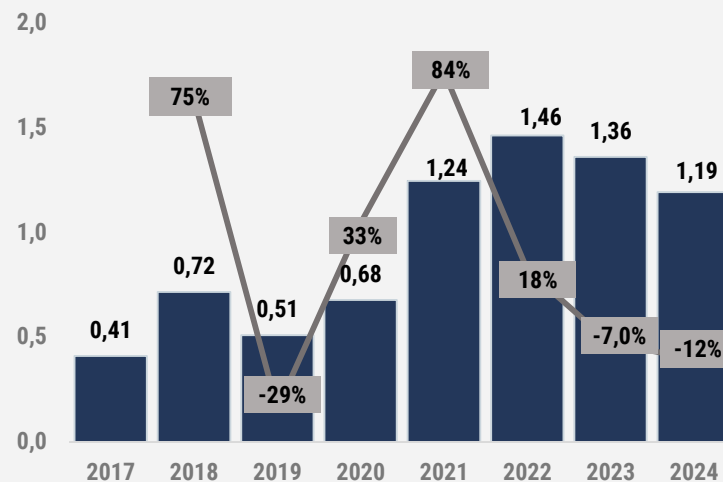


Positions with the **Decrease** of Imports in Long-term

Imports Value of Diamonds, Nonindustrial, B\$



Imports Value of Platinum, Unwrought or in Powder Form, B\$

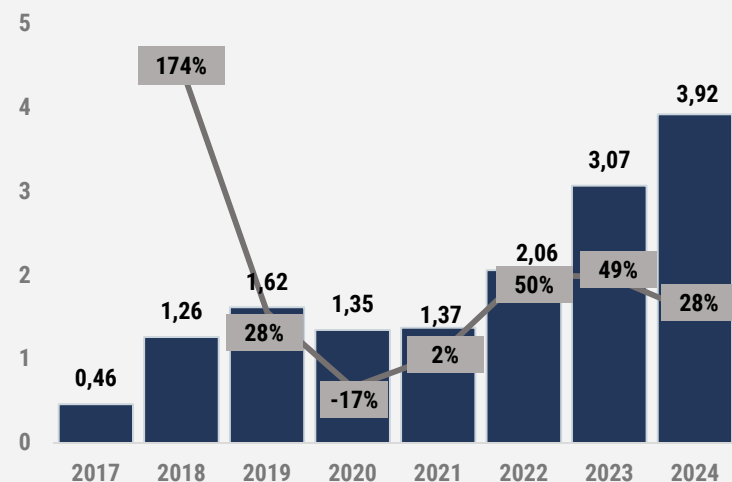


Top-Ranked Import Positions within the Largest-Value Segment

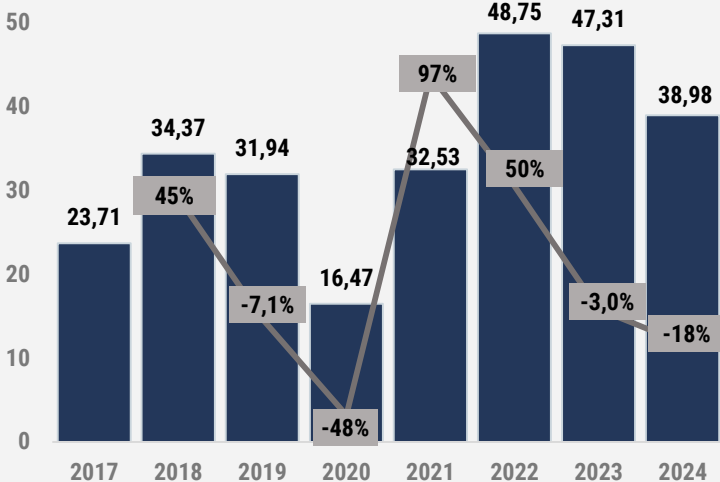
Category Scores for Import Potential Estimation

HS Code	Product Description	Imports in 2024, Scores (0-10)	7Y CAGR 2017-2023, Scores (0-10)	Growth Rate in 2024, Scores (0-10)	Total Quantity of Scores
870321	Passenger motor vehicles with spark-ignition reciprocating piston engine, <1,000 cc	4	9	7	20
270900	Petroleum oils and oils from bituminous minerals, crude	10	5	3	18
710813	Gold, nonmonetary, semi manufactured forms others (other than powder)	7	0	10	17
271121	Natural gas, gaseous	9	6	2	17
180100	Cocoa beans, whole or broken, raw or roasted	6	1	10	17
271019	Petroleum oils, oils from bituminous minerals (other than crude)	2	5	9	16
854430	Insulated ignition wiring sets and other wiring sets for vehicles, aircraft and ships	3	5	6	14
271111	Natural gas, liquefied	2	10	0	12
180310	Cocoa paste, not defatted	0	1	10	11
870322	Passenger motor vehicles with spark-ignition internal combustion reciprocating piston engine, cylinder capacity over 1,000 cc but not over 1,500 cc	0	5	6	11

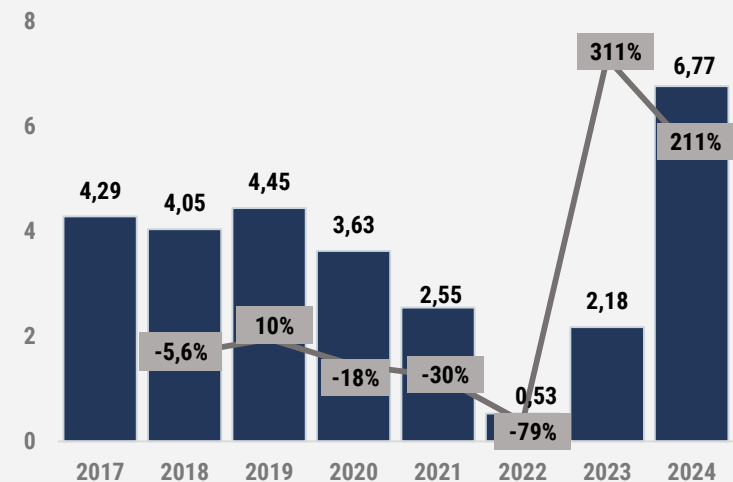
Imports Value of Motor Vehicles with spark-ignition engine, <1,000 cc, B\$



Imports Value of Petroleum Oils (Crude), B\$

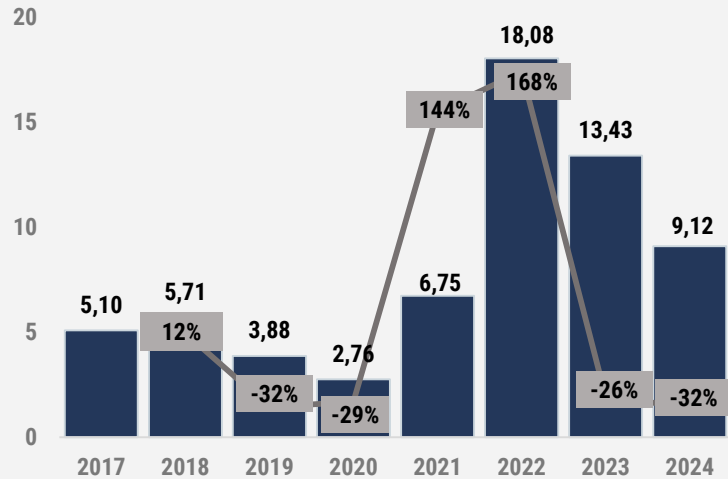


Imports Value of Gold, Nonmonetary, semi manufactured forms, B\$

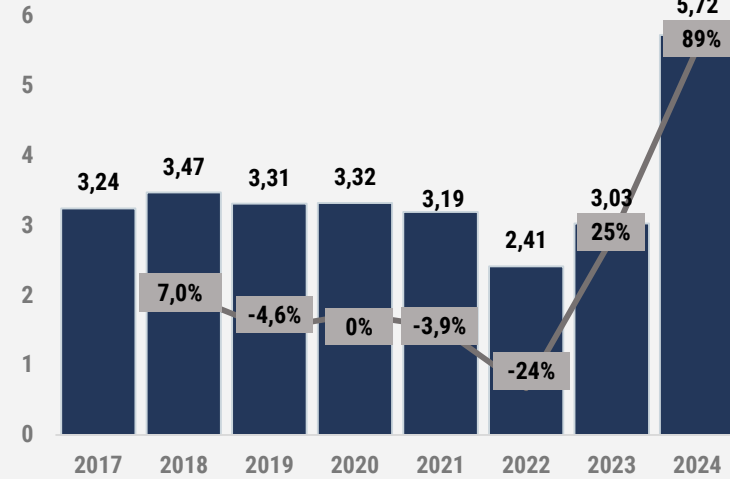


Top-Ranked Import Positions within the Largest-Value Segment

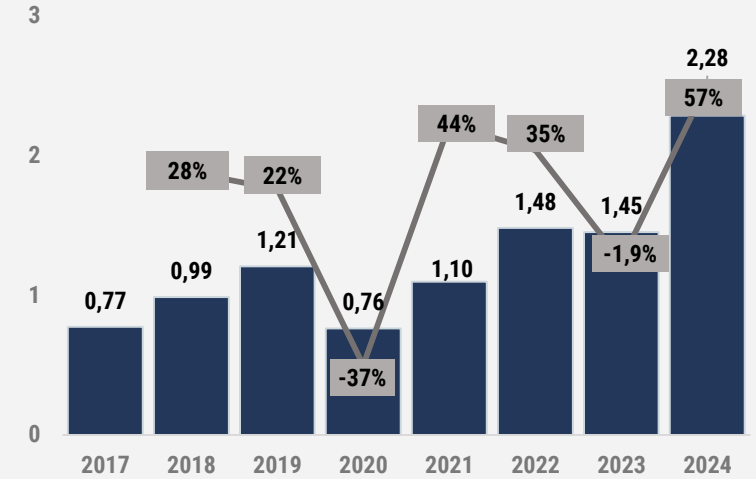
Imports Value of Natural Gas (Gaseous), B\$



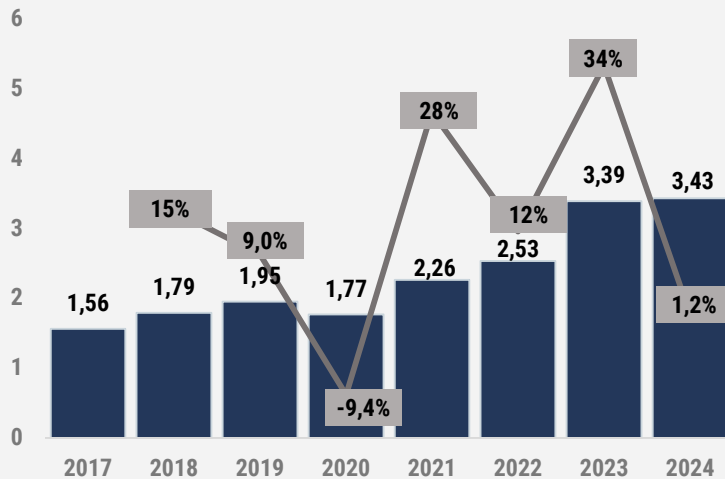
Imports Value of Cocoa Beans, whole or broken, raw or roasted, B\$



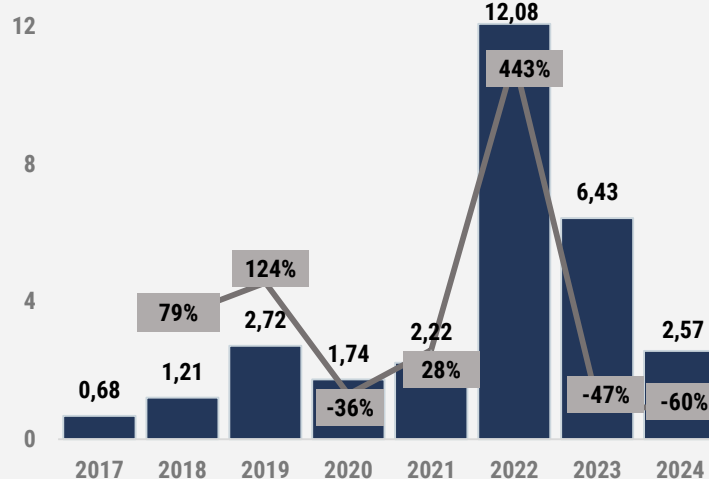
Imports Value of Petroleum oils (other than crude), B\$



Imports Value of Insulated Ignition Wiring Sets, B\$



Imports Value of Natural Gas (Liquefied), B\$

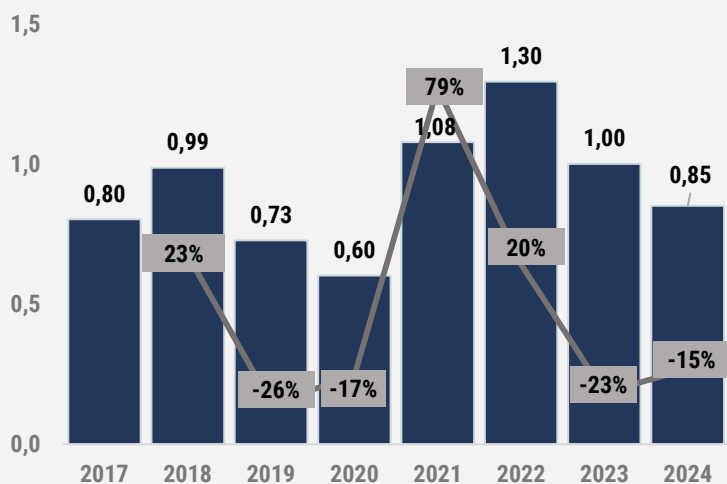


Lowest-Ranked Import Positions within the Largest-Value Segment

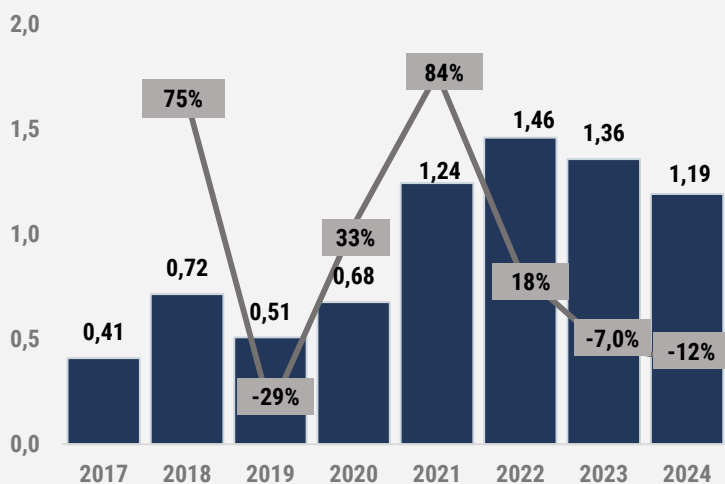
Category Scores for Import Potential Estimation

HS Code\	Product Description	Imports in 2024, Scores (0-10)	7Y CAGR 2017-2023, Scores (0-10)	Growth Rate in 2024, Scores (0-10)	Total Quantity of Scores
271112	Propane, liquefied	0	1	3	4
711011	Platinum, unwrought or in powder form	1	1	5	7
080610	Grapes, fresh	0	1	6	7
260111	Iron ore concentrates (other than roasted iron pyrites) and non-agglomerated iron ores	1	2	5	8
710231	Diamonds, nonindustrial, unworked or simply sawn	2	1	5	8
870421	Motor vehicles for goods transport others, with compression-ignition internal combustion piston engine (diesel), gvw not over 5 metric tons	1	6	1	8
760110	Aluminum, not alloyed, unwrought	1	1	6	8
271012	Light oils and preparations containing gt=70% by weight petroleum oils or oils from bituminous minerals, not containing biodiesel, not waste oils	1	1	6	8
261690	Precious metal ores and concentrates, other than silver	1	6	2	9

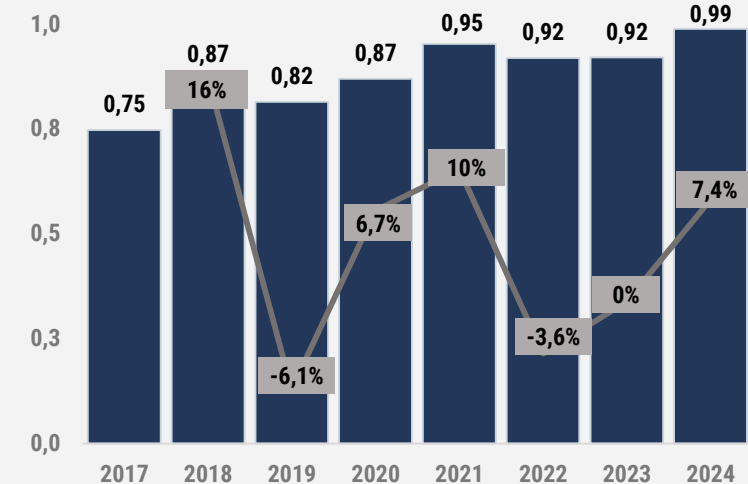
Imports Value of Propane, Liquefied, B\$



Imports Value of Platinum, Unwrought or in Powder Form, B\$

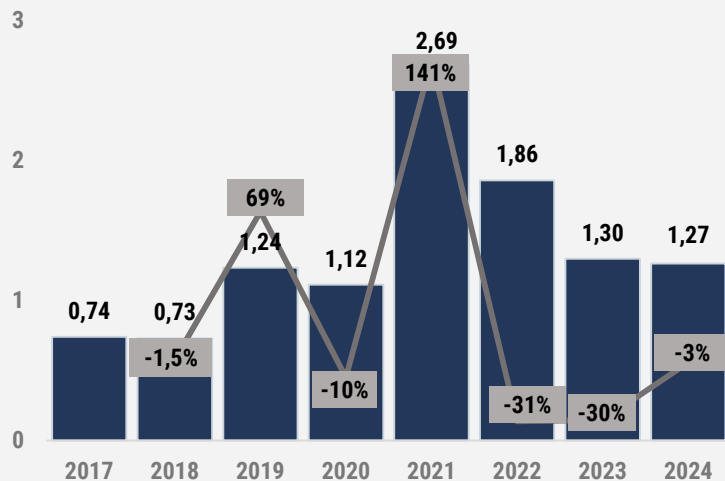


Imports Value of Grapes, fresh, B\$

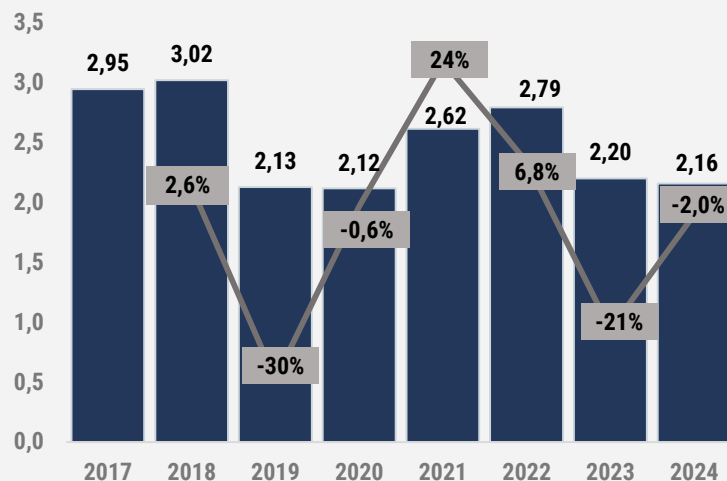


Lowest-Ranked Import Positions within the Largest-Value Segment

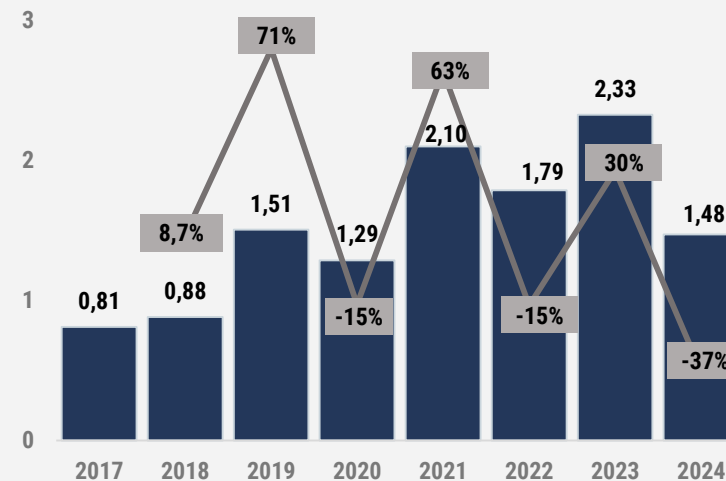
Imports Value of Iron Ore Concentrates, B\$



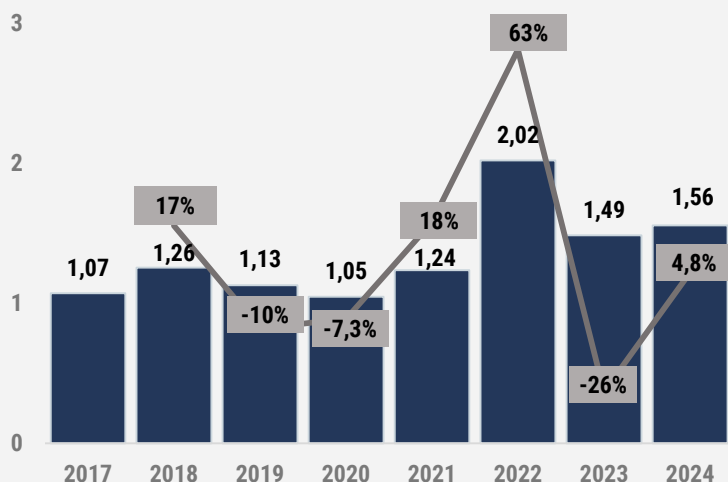
Imports Value of Diamonds, nonindustrial, B\$



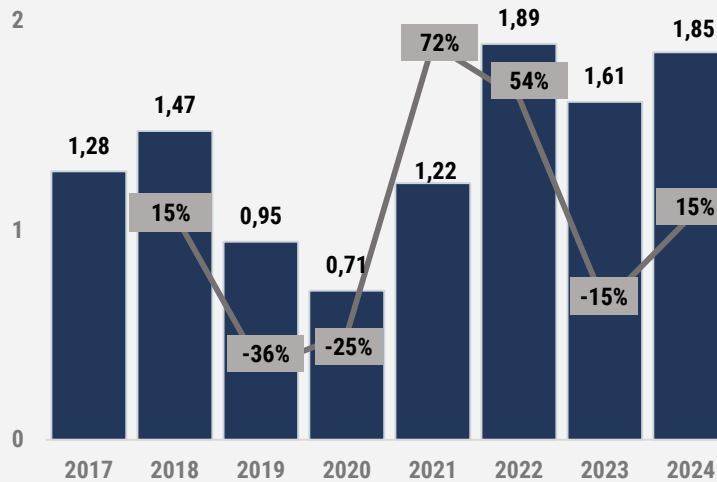
Imports Value of Motor vehicles for goods transport, with compression-ignition piston engine, gvw < 5 metric tons, B\$



Imports Value of Aluminum, not Alloyed, Unwrought, B\$



Imports Value of Light Oils and Preparations containing gt=70% by weight petroleum oils, B\$



2

**Champion-Value Segment:
from 141 M\$ – 850 M\$ per
one product**

Imported Goods from African Countries with Imports Value of 141–850 M\$

* Product Categories Ranked 26– 50 by the size of Import Value (out of 5 643 goods traded in 2024)

Rank by Imports value In 2024	HS Code	Product Description	2017, M\$	2018, M\$	2019, M\$	2020, M\$	2021, M\$	2022, M\$	2023, M\$	2024, M\$	Growth Rate in 2024	8Y CAGR, 2017-2024	Share in total imports in 2024
26	710812	Gold, nonmonetary, unwrought others	168	398	439	567	405	372	559	811	45.22%	21.73%	0.56%
27	620342	Men's trousers, shorts of cotton, not knitted	583	690	716	651	733	884	826	803	-2.74%	4.08%	0.55%
28	842132	Catalytic converters	n/a	n/a	n/a	n/a	n/a	776	886	767	-13.40%	n/a	0.53%
29	060311	Fesh cut roses and buds	652	584	536	527	671	667	681	724	6.41%	1.33%	0.50%
30	080440	Avocados, fresh or dried	159	205	209	272	287	352	529	672	27.01%	19.78%	0.46%
31	400122	Technically specified natural rubber (tsnr) in primary forms or in plates, sheets or strip	367	360	335	328	523	695	499	668	33.72%	7.77%	0.46%
32	070200	Tomatoes, fresh or chilled	243	265	303	388	501	592	687	663	-3.39%	13.39%	0.46%
33	080510	Oranges, fresh	625	629	519	747	615	591	790	656	-16.87%	0.61%	0.45%
34	310210	Urea, whether or not in aqueous solution	254	310	276	254	541	2,009	946	649	-31.39%	12.46%	0.45%
35	870333	Motor vehicles with compression-ignition combustion piston engine, > 2,500 cc	720	1 118	735	203	6	53	435	627	44.13%	-1.72%	0.43%
36	240120	Tobacco, partly or wholly stemmed/stripped	466	504	479	413	434	497	561	590	5.17%	2.99%	0.41%
37	870323	Motor vehicles with spark-ignition reciprocating piston engine, 1,500 – 3,000 cc	540	693	907	402	238	312	713	583	-18.29%	0.95%	0.40%
38	270112	Bituminous coal, whether or not pulverized	476	428	276	83	269	3,295	1,801	570	-68.37%	2.27%	0.39%
39	711019	Platinum metal, semi manufactured	570	523	1,344	871	895	437	513	531	3.34%	-0.88%	0.37%
40	854449	Insulated electric conductors, for a voltage <80 v, not fitted with connectors	135	157	157	139	297	354	432	506	17.05%	17.92%	0.35%
41	160414	Tunas, skipjack and bonito	570	560	464	480	443	497	521	478	-8.30%	-2.18%	0.33%
42	711292	Waste and scrap of platinum	89	428	610	1,023	1,059	1,044	446	460	3.03%	22.84%	0.32%
43	710239	Diamonds, nonindustrial, worked	294	411	433	326	358	607	512	446	-12.97%	5.32%	0.31%
44	081040	Cranberries, blueberries and other fruits of the genus vaccinium, fresh	87	107	140	159	253	272	341	431	26.42%	22.19%	0.30%
45	150920	Vegetable oils, olive oils and its fractions, extra virgin olive oil, whether or not refined	n/a	n/a	n/a	n/a	n/a	188	279	425	52.41%	n/a	0.29%
46	310530	Diammonium phosphate	147	94	103	196	254	216	390	422	8.15%	14.05%	0.29%
47	620462	Women's trousers, shorts of cotton, not knitted or crocheted	313	333	295	267	321	376	365	418	14.53%	3.71%	0.29%
48	081020	Raspberries, blackberries, loganberries, fresh	47	76	128	126	234	262	294	411	39.89%	31.00%	0.28%
49	740200	Unrefined copper; copper anodes	511	705	584	401	171	64	189	356	88.18%	-4.42%	0.25%
50	610910	T-shirts, singlets, tank tops, knitted	261	281	279	209	226	283	308	347	12.43%	3.60%	0.24%

Imported Goods from African Countries with Imports Value of 141–850 M\$

* Product Categories Ranked 51–75 by the size of Import Value (out of 5 643 goods traded in 2024)

Rank by Imports value In 2024	HS Code	Product Description	2017, M\$	2018, M\$	2019, M\$	2020, M\$	2021, M\$	2022, M\$	2023, M\$	2024, M\$	Growth Rate in 2024	8Y CAGR, 2017-2024	Share in total imports in 2024
51	940199	Seats; parts, for use in the assembly of motor vehicles	n/a	n/a	n/a	n/a	n/a	186	264	342	29.29%	n/a	0.24%
52	854442	Electric conductors, <1000 v, fitted with connectors, others	308	199	144	161	253	288	339	328	-3.23%	0.78%	0.23%
53	260600	Aluminum ores and concentrates	236	258	259	283	210	289	214	318	48.58%	3.84%	0.22%
54	261400	Titanium ores and concentrates	257	320	365	330	401	505	294	318	8.03%	2.71%	0.22%
55	711890	Coin, others	769	468	503	810	1 352	1,318	451	301	-33.27%	-11.07%	0.21%
56	080521	Mandarins, fresh or dried	130	159	131	197	222	196	266	296	11.55%	10.82%	0.20%
57	890190	Vessels others, for the transport of goods	469	186	40	45	199	271	119	282	>100%	-6.17%	0.19%
58	180320	Cocoa paste, wholly or partly defatted	47	54	53	68	92	153	209	267	27.45%	24.23%	0.18%
59	030752	Octopus, frozen	267	290	244	186	276	274	255	265	4.15%	-0.08%	0.18%
60	080550	Lemons and limes, fresh or dried	118	170	140	219	242	264	287	264	-8.23%	10.55%	0.18%
61	870340	Motor vehicles, with both spark-ignition combust and electric motor, other than those charges by plugging to electric power	0.22	0.24	2.90	1.52	132	717	124	249	>100%	>100%	0.17%
62	281410	Anhydrous ammonia	131	134	142	69	374	924	335	249	-25.73%	8.37%	0.17%
63	090240	Black tea (fermented), others	303	300	259	279	233	281	222	249	12.17%	-2.44%	0.17%
64	290511	Methanol (methyl alcohol)	149	373	217	74	267	102	332	238	-28.29%	6.07%	0.16%
65	220421	Wine of fresh grapes (other than sparkling wine)	258	275	251	249	278	264	244	230	-5.72%	-1.41%	0.16%
66	750210	Nickel, not alloyed, unwrought	106	198	149	117	132	241	342	229	-33.09%	10.10%	0.16%
67	870360	Motor vehicles with both spark-ig and electric motor	29	28	34	53	19	178	336	225	-33.12%	29.11%	0.16%
68	611020	Sweaters, similar articles of cotton, knitted	110	119	119	106	144	180	198	223	12.25%	9.27%	0.15%
69	030743	Squid, frozen	159	176	166	179	233	175	222	219	-1.25%	4.06%	0.15%
70	070820	Beans, fresh or chilled	190	204	190	209	259	210	199	209	4.79%	1.17%	0.14%
71	853710	Boards, panels, consoles	46	59	75	78	108	157	234	205	-12.35%	20.69%	0.14%
72	080450	Guavas, mangoes, fresh or dried	106	119	124	117	166	163	168	202	20.78%	8.47%	0.14%
73	720000	Goods under hs code 720000	271	226	190	142	269	291	183	202	10.53%	-3.61%	0.14%
74	440729	Other tropical wood specified in subheading note 2 to this chapter	161	179	187	165	201	261	256	201	-21.72%	2.79%	0.14%
75	280920	Phosphoric acid and polyphosphoric acids	161	230	214	168	297	461	163	200	22.91%	2.78%	0.14%

Imported Goods from African Countries with Imports Value of 141–850 M\$

* Product Categories Ranked 75– 100 by the size of Import Value (out of 5 643 goods traded in 2024)

Rank by Imports value In 2024	HS Code	Product Description	2017, M\$	2018, M\$	2019, M\$	2020, M\$	2021, M\$	2022, M\$	2023, M\$	2024, M\$	Growth Rate in 2024	8Y CAGR, 2017-2024	Share in total imports in 2024
76	760120	Aluminum alloys, unwrought	202	211	148	122	186	191	158	194	22.66%	-0.50%	0.13%
77	081110	Strawberries, uncooked or cooked by steaming or boiling in water, frozen	75	133	138	148	183	237	196	193	-1.32%	12.55%	0.13%
78	060319	Fresh cut flowers and flower buds of a kind suitable for bouquets, nes	30	106	118	109	151	161	179	191	6.90%	26.11%	0.13%
79	080810	Apples, fresh	107	142	97	119	145	135	154	189	22.99%	7.37%	0.13%
80	080132	Cashew nuts, fresh or dried, shelled	42	39	50	54	73	117	159	189	18.54%	20.83%	0.13%
81	070960	Fruits of the genus capsicum, fresh or chilled	59	54	49	66	110	119	147	188	27.99%	15.52%	0.13%
82	720241	Ferrochromium, containing >4% (wt.) carbon	307	296	126	52	122	134	134	186	38.63%	-6.12%	0.13%
83	870230	Motor vehicles with both spark-ignition reciprocating piston and electric motor	0	0	0	0	0	22	60	184	>100%	n/a	0.13%
84	711041	Iridium, osmium and ruthenium, unwrought	59	77	62	47	134	198	146	181	23.44%	14.97%	0.12%
85	070190	Potatoes, fresh or chilled, others	98	77	147	95	76	100	164	180	9.84%	7.83%	0.12%
86	760612	Aluminum alloy rectangular plates, sheets and strip, over 0.2 mm thick	151	177	156	198	248	374	221	174	-21.50%	1.73%	0.12%
87	170114	Cane sugar in solid form, raw, others	206	158	187	163	147	150	224	165	-26.35%	-2.71%	0.11%
88	640399	Footwear, with outer soles of rubber, plastics and uppers of leather, not covering the ankle	190	195	171	161	143	213	196	164	-16.17%	-1.82%	0.11%
89	870894	Steering wheels, columns, boxes for vehicles	96	132	109	76	80	84	137	163	18.81%	6.83%	0.11%
90	711299	Waste and scrap of precious metal, others	69	115	116	209	339	319	243	163	-32.86%	11.33%	0.11%
91	640299	Footwear, with outer soles, uppers of rubber or plastics others, not covering the ankle	107	123	118	143	149	180	205	162	-21.14%	5.28%	0.11%
92	999099	Goods under HS code 999099	187	179	117	150	128	85	166	161	-2.98%	-1.87%	0.11%
93	151590	Fixed vegetable fats and oils, others	74	95	94	99	97	121	124	160	28.75%	10.15%	0.11%
94	870870	Road wheels and parts for motor vehicles	16	19	14	14	48	123	156	158	1.63%	33.43%	0.11%
95	740400	Copper waste and scrap	256	236	169	163	230	259	166	155	-6.80%	-6.11%	0.11%
96	853890	Parts for electrical circuits, boards, panels	60	57	66	77	130	139	153	154	0.78%	12.56%	0.11%
97	070310	Onions and shallots, fresh or chilled	72	81	177	96	132	104	173	150	-13.41%	9.62%	0.10%
98	390761	Poly(ethylene terephthalate)	2	33	75	53	68	226	194	147	-24.18%	74.98%	0.10%
99	840999	Parts for use with compression-ignition internal combustion piston engines, others	87	111	137	76	147	134	162	144	-10.90%	6.52%	0.10%
100	081010	Strawberries, fresh	33	39	50	40	108	94	114	142	24.30%	20.13%	0.10%

...Account for nearly 17% of total EU imports from African countries

This **group** with imports value of more than 141 and less than 850 M\$ (under 6-digit HS classification) represent approximately **16.96%** of EU imports from African countries, reaching nearly **\$24.56 billion** in 2024.

This Group is dominated by the following product categories:

- **Metals, Articles and Scrap Thereof: These accounted for \$2.97 billion, representing 2.05% of total EU imports from African countries:**
 - Gold, nonmonetary, unwrought others (other than powder)
 - Platinum metal, semi manufactured
 - Aluminum alloys, unwrought
 - Aluminum alloy rectangular (including square) plates, sheets and strip, over 0.2 mm thick
 - Aluminum ores and concentrates
 - Titanium ores and concentrates
 - Waste and scrap of platinum, including metal clad with platinum but excluding sweepings containing other precious metals
 - Waste and scrap of precious metal, others
- **Motor Vehicles and Their Parts: Amounting to \$2.68 billion, accounting for approximately 1.85% of total imports:**
 - Passenger motor vehicles with compression-ignition internal combustion piston engine, cylinder capacity over 2,500 cc
 - Passenger motor vehicles with spark-ignition internal combustion reciprocating piston engine, cylinder capacity over 1,500 cc but not over 3,000 cc
 - Motor vehicles, with both spark-ignition combust and electric motor, other than those charges by plugging to electric power
 - Motor vehicles with both spark-ig and electric motor, capable of charge by plugging to extnl pwr
 - Motor vehicles for transport of 10 or more with both spark-ignition reciprocating piston and electric motor
 - Seats; parts, for use in the assembly of motor vehicles
 - Steering wheels, steering columns and steering boxes for motor vehicles
 - Road wheels and parts and accessories thereof for motor vehicles
- **Clothes and Footwear: Totaling nearly \$1.96 billion in 2024, representing 1.35% of EU imports from African countries:**
- **Berries (including cranberries, blueberries, raspberries, blackberries, mulberries, loganberries, strawberries): Exceeding \$1.18 billion, accounting for approximately 0.81% of total imports:**
- Other Product Categories include: **Electrical Machinery, Fruits and Vegetables, Flowers (including Fresh Cut Roses and Buds), Precious Stones (including Diamonds), Chemicals, Energy Products, Electronic Components, Cocoa Preparations, Seafood, Nuts.**

Shares in total imports value (\$), %

** Product Categories Ranked 26 – 50 by the size of Import Value (out of 5 643 goods traded in 2024)*

Rank by Imports value In 2024	HS Code	Product Description	Share, 2017, %	Share, 2018, %	Share, 2019, %	Share, 2020, %	Share, 2021, %	Share, 2022, %	Share, 2023, %	Share, 2024, %
26	710812	Gold, nonmonetary, unwrought others	0.19%	0.37%	0.42%	0.69%	0.33%	0.22%	0.36%	0.56%
27	620342	Men's trousers, shorts of cotton, not knitted	0.64%	0.64%	0.69%	0.79%	0.60%	0.51%	0.53%	0.55%
28	842132	Catalytic converters	0.00%	0.00%	0.00%	0.00%	0.00%	0.45%	0.57%	0.53%
29	060311	Fesh cut roses and buds	0.72%	0.54%	0.51%	0.64%	0.55%	0.39%	0.44%	0.50%
30	080440	Avocados, fresh or dried	0.17%	0.19%	0.20%	0.33%	0.24%	0.20%	0.34%	0.46%
31	400122	Technically specified natural rubber (tsnr) in primary forms or in plates, sheets or strip	0.40%	0.33%	0.32%	0.40%	0.43%	0.40%	0.32%	0.46%
32	070200	Tomatoes, fresh or chilled	0.27%	0.25%	0.29%	0.47%	0.41%	0.34%	0.44%	0.46%
33	080510	Oranges, fresh	0.69%	0.58%	0.50%	0.91%	0.51%	0.34%	0.51%	0.45%
34	310210	Urea, whether or not in aqueous solution	0.28%	0.29%	0.26%	0.31%	0.44%	1.16%	0.61%	0.45%
35	870333	Motor vehicles with compression-ignition combustion piston engine, > 2,500 cc	0.79%	1.04%	0.70%	0.25%	0.01%	0.03%	0.28%	0.43%
36	240120	Tobacco, partly or wholly stemmed/stripped	0.51%	0.47%	0.46%	0.50%	0.36%	0.29%	0.36%	0.41%
37	870323	Motor vehicles with spark-ignition reciprocating piston engine, 1,500 – 3,000 cc	0.59%	0.64%	0.87%	0.49%	0.20%	0.18%	0.46%	0.40%
38	270112	Bituminous coal, whether or not pulverized	0.52%	0.40%	0.26%	0.10%	0.22%	1.91%	1.16%	0.39%
39	711019	Platinum metal, semi manufactured	0.63%	0.49%	1.29%	1.06%	0.74%	0.25%	0.33%	0.37%
40	854449	Insulated electric conductors, for a voltage <80 v, not fitted with connectors	0.15%	0.15%	0.15%	0.17%	0.24%	0.21%	0.28%	0.35%
41	160414	Tunas, skipjack and bonito	0.63%	0.52%	0.44%	0.58%	0.36%	0.29%	0.34%	0.33%
42	711292	Waste and scrap of platinum	0.10%	0.40%	0.58%	1.24%	0.87%	0.61%	0.29%	0.32%
43	710239	Diamonds, nonindustrial, worked	0.32%	0.38%	0.41%	0.40%	0.29%	0.35%	0.33%	0.31%
44	081040	Cranberries, blueberries and other fruits of the genus vaccinium, fresh	0.10%	0.10%	0.13%	0.19%	0.21%	0.16%	0.22%	0.30%
45	150920	Vegetable oils, olive oils and its fractions, extra virgin olive oil, whether or not refined	n/a	n/a	n/a	n/a	n/a	0.11%	0.18%	0.29%
46	310530	Diammonium phosphate	0.16%	0.09%	0.10%	0.24%	0.21%	0.12%	0.25%	0.29%
47	620462	Women's trousers, shorts of cotton, not knitted or crocheted	0.34%	0.31%	0.28%	0.32%	0.26%	0.22%	0.24%	0.29%
48	081020	Raspberries, blackberries, loganberries, fresh	0.05%	0.07%	0.12%	0.15%	0.19%	0.15%	0.19%	0.28%
49	740200	Unrefined copper; copper anodes	0.56%	0.65%	0.56%	0.49%	0.14%	0.04%	0.12%	0.25%
50	610910	T-shirts, singlets, tank tops, knitted	0.29%	0.26%	0.27%	0.25%	0.19%	0.16%	0.20%	0.24%

Shares in total imports value (\$), %

* Product Categories Ranked **26– 50** by the size of Import Value (out of 5 643 goods traded in 2024)

Rank by Imports value In 2024	HS Code	Product Description	Share, 2017, %	Share, 2018, %	Share, 2019, %	Share, 2020, %	Share, 2021, %	Share, 2022, %	Share, 2023, %	Share, 2024, %
51	940199	Seats; parts, for use in the assembly of motor vehicles	n/a	n/a	n/a	n/a	n/a	0.11%	0.17%	0.24%
52	854442	Electric conductors, <1000 v, fitted with connectors, others	0.34%	0.18%	0.14%	0.19%	0.21%	0.17%	0.22%	0.23%
53	260600	Aluminum ores and concentrates	0.26%	0.24%	0.25%	0.34%	0.17%	0.17%	0.14%	0.22%
54	261400	Titanium ores and concentrates	0.28%	0.30%	0.35%	0.40%	0.33%	0.29%	0.19%	0.22%
55	711890	Coin, others	0.85%	0.44%	0.48%	0.98%	1.11%	0.76%	0.29%	0.21%
56	080521	Mandarins, fresh or dried	0.14%	0.15%	0.13%	0.24%	0.18%	0.11%	0.17%	0.20%
57	890190	Vessels others, for the transport of goods	0.52%	0.17%	0.04%	0.06%	0.16%	0.16%	0.08%	0.19%
58	180320	Cocoa paste, wholly or partly defatted	0.05%	0.05%	0.05%	0.08%	0.08%	0.09%	0.14%	0.18%
59	030752	Octopus, frozen	0.29%	0.27%	0.23%	0.23%	0.23%	0.16%	0.16%	0.18%
60	080550	Lemons and limes, fresh or dried	0.13%	0.16%	0.13%	0.27%	0.20%	0.15%	0.19%	0.18%
61	870340	Motor vehicles, with both spark-ignition combust and electric motor, other than those charges by plugging to electric power	0.00%	0.00%	0.00%	0.00%	0.11%	0.42%	0.08%	0.17%
62	281410	Anhydrous ammonia	0.14%	0.12%	0.14%	0.08%	0.31%	0.54%	0.22%	0.17%
63	090240	Black tea (fermented), others	0.33%	0.28%	0.25%	0.34%	0.19%	0.16%	0.14%	0.17%
64	290511	Methanol (methyl alcohol)	0.16%	0.35%	0.21%	0.09%	0.22%	0.06%	0.21%	0.16%
65	220421	Wine of fresh grapes (other than sparkling wine)	0.28%	0.26%	0.24%	0.30%	0.23%	0.15%	0.16%	0.16%
66	750210	Nickel, not alloyed, unwrought	0.12%	0.18%	0.14%	0.14%	0.11%	0.14%	0.22%	0.16%
67	870360	Motor vehicles with both spark-ig and electric motor	0.03%	0.03%	0.03%	0.06%	0.02%	0.10%	0.22%	0.16%
68	611020	Sweaters, similar articles of cotton, knitted	0.12%	0.11%	0.11%	0.13%	0.12%	0.10%	0.13%	0.15%
69	030743	Squid, frozen	0.18%	0.16%	0.16%	0.22%	0.19%	0.10%	0.14%	0.15%
70	070820	Beans, fresh or chilled	0.21%	0.19%	0.18%	0.25%	0.21%	0.12%	0.13%	0.14%
71	853710	Boards, panels, consoles	0.05%	0.05%	0.07%	0.09%	0.09%	0.09%	0.15%	0.14%
72	080450	Guavas, mangoes, fresh or dried	0.12%	0.11%	0.12%	0.14%	0.14%	0.09%	0.11%	0.14%
73	720000	Goods under hs code 720000	0.30%	0.21%	0.18%	0.17%	0.22%	0.17%	0.12%	0.14%
74	440729	Other tropical wood specified in subheading note 2 to this chapter	0.18%	0.17%	0.18%	0.20%	0.17%	0.15%	0.17%	0.14%
75	280920	Phosphoric acid and polyphosphoric acids	0.18%	0.21%	0.20%	0.20%	0.24%	0.27%	0.11%	0.14%

Shares in total imports value (\$), %

* Product Categories Ranked **26 – 50** by the size of Import Value (out of 5 643 goods traded in 2024)

Rank by Imports value In 2024	HS Code	Product Description	Share, 2017, %	Share, 2018, %	Share, 2019, %	Share, 2020, %	Share, 2021, %	Share, 2022, %	Share, 2023, %	Share, 2024, %
76	760120	Aluminum alloys, unwrought	0.22%	0.20%	0.14%	0.15%	0.15%	0.11%	0.10%	0.13%
77	081110	Strawberries, uncooked or cooked by steaming or boiling in water, frozen	0.08%	0.12%	0.13%	0.18%	0.15%	0.14%	0.13%	0.13%
78	060319	Fresh cut flowers and flower buds of a kind suitable for bouquets, nes	0.03%	0.10%	0.11%	0.13%	0.12%	0.09%	0.12%	0.13%
79	080810	Apples, fresh	0.12%	0.13%	0.09%	0.14%	0.12%	0.08%	0.10%	0.13%
80	080132	Cashew nuts, fresh or dried, shelled	0.05%	0.04%	0.05%	0.07%	0.06%	0.07%	0.10%	0.13%
81	070960	Fruits of the genus capsicum, fresh or chilled	0.07%	0.05%	0.05%	0.08%	0.09%	0.07%	0.09%	0.13%
82	720241	Ferrochromium, containing >4% (wt.) carbon	0.34%	0.27%	0.12%	0.06%	0.10%	0.08%	0.09%	0.13%
83	870230	Motor vehicles with both spark-ignition reciprocating piston and electric motor	0.00%	0.00%	0.00%	0.00%	0.00%	0.01%	0.04%	0.13%
84	711041	Iridium, osmium and ruthenium, unwrought	0.07%	0.07%	0.06%	0.06%	0.11%	0.11%	0.09%	0.12%
85	070190	Potatoes, fresh or chilled, others	0.11%	0.07%	0.14%	0.12%	0.06%	0.06%	0.11%	0.12%
86	760612	Aluminum alloy rectangular plates, sheets and strip, over 0.2 mm thick	0.17%	0.16%	0.15%	0.24%	0.20%	0.22%	0.14%	0.12%
87	170114	Cane sugar in solid form, raw, others	0.23%	0.15%	0.18%	0.20%	0.12%	0.09%	0.14%	0.11%
88	640399	Footwear, with outer soles of rubber, plastics and uppers of leather, not covering the ankle	0.21%	0.18%	0.16%	0.20%	0.12%	0.12%	0.13%	0.11%
89	870894	Steering wheels, columns, boxes for vehicles	0.11%	0.12%	0.10%	0.09%	0.07%	0.05%	0.09%	0.11%
90	711299	Waste and scrap of precious metal, others	0.08%	0.11%	0.11%	0.25%	0.28%	0.18%	0.16%	0.11%
91	640299	Footwear, with outer soles, uppers of rubber or plastics others, not covering the ankle	0.12%	0.11%	0.11%	0.17%	0.12%	0.10%	0.13%	0.11%
92	999099	Goods under HS code 999099	0.21%	0.17%	0.11%	0.18%	0.11%	0.05%	0.11%	0.11%
93	151590	Fixed vegetable fats and oils, others	0.08%	0.09%	0.09%	0.12%	0.08%	0.07%	0.08%	0.11%
94	870870	Road wheels and parts for motor vehicles	0.02%	0.02%	0.01%	0.02%	0.04%	0.07%	0.10%	0.11%
95	740400	Copper waste and scrap	0.28%	0.22%	0.16%	0.20%	0.19%	0.15%	0.11%	0.11%
96	853890	Parts for electrical circuits, boards, panels	0.07%	0.05%	0.06%	0.09%	0.11%	0.08%	0.10%	0.11%
97	070310	Onions and shallots, fresh or chilled	0.08%	0.08%	0.17%	0.12%	0.11%	0.06%	0.11%	0.10%
98	390761	Poly(ethylene terephthalate)	0.00%	0.03%	0.07%	0.06%	0.06%	0.13%	0.13%	0.10%
99	840999	Parts for use with compression-ignition internal combustion piston engines, others	0.10%	0.10%	0.13%	0.09%	0.12%	0.08%	0.10%	0.10%
100	081010	Strawberries, fresh	0.04%	0.04%	0.05%	0.05%	0.09%	0.05%	0.07%	0.10%

Most Growing Import Positions Within Champion-Value Segment

Out of the positions of the 2nd group, Motor Vehicles with both spark-ignition combust and electric motor (other than those charges by plugging to electric power), as well as Nonmonetary Gold, are importing goods, that are characterized by imports values growing in all the periods considered (in 2024 and 2017 – 2024).

Notably, these categories are the most promising import positions, with an imports value of over 249 M\$ in 2024 and experiencing rapid import growth in reviewed periods.

Goods with highest short-term growth of imports in 2024

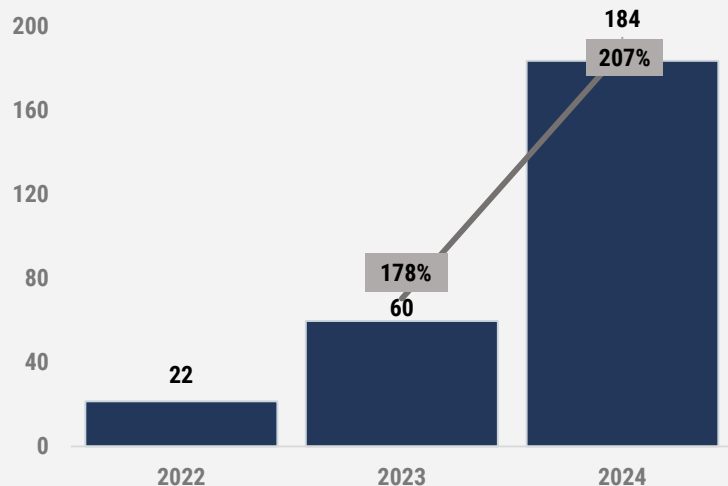
HS Code	Product Description	Imports in 2024, M\$	Growth Rate in 2024 (\$), %
870230	Motor vehicles for transport of 10 or more with both spark-ignition reciprocating piston and electric motor	184	207.26%
890190	Vessels others, for the transport of goods, for the transport of both persons and goods	282	136.85%
870340	Motor vehicles, with both spark-ignition combust and electric motor, other than those charges by plugging to electric power	249	100.44%
740200	Unrefined copper; copper anodes for electrolytic refining	356	88.18%
150920	Vegetable oils, olive oils and its fractions, extra virgin olive oil, whether or not refined	425	52.41%
260600	Aluminum ores and concentrates	318	48.58%
710812	Gold, nonmonetary, unwrought others (other than powder)	811	45.22%
870333	Passenger motor vehicles with compression-ignition internal combustion piston engine, >2,500 cc	627	44.13%
081020	Raspberries, blackberries, mulberries and loganberries, fresh	411	39.89%
720241	Ferrochromium, containing more than 4% (wt.) carbon	186	38.63%
400122	Technically specified natural rubber (tsnr) in primary forms or in plates, sheets or strip	668	33.72%
940199	Seats; parts, for use in the assembly of motor vehicles	342	29.29%
151590	Fixed vegetable fats and oils, whether or not refined but not chemically modified, others	160	28.75%
070960	Fruits of the genus capsicum, fresh or chilled	188	27.99%

Goods with highest long-term growth of imports

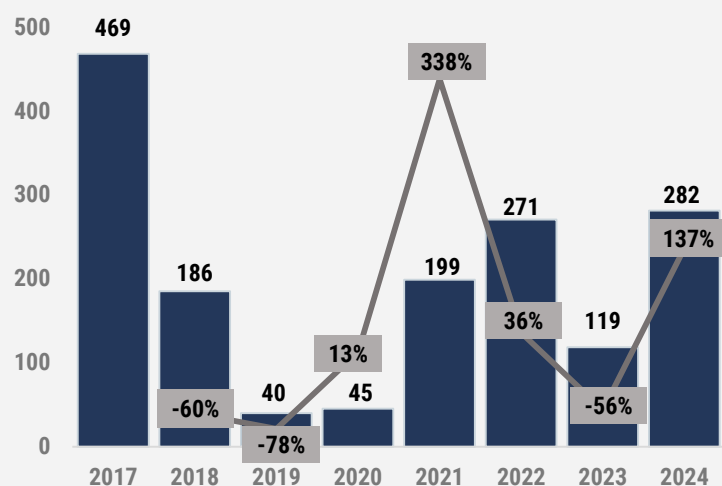
HS Code	Product Description	Imports in 2024, M\$	8Y CAGR, 2017-2024 (\$), %
870340	Motor vehicles, with both spark-ignition combust and electric motor, other than those charges by plugging to electric power	249	141.09%
390761	Poly(ethylene terephthalate) having a viscosity of 78 ml/g or higher	147	74.98%
870870	Road wheels and parts for motor vehicles	158	33.43%
081020	Raspberries, blackberries, mulberries and loganberries, fresh	411	31.00%
870360	Motor vehicles with both sparkling and electric motor, capable of charge by plugging to external power	225	29.11%
060319	Fresh cut flowers and flower buds of a kind suitable for bouquets or for ornamental purposes, nes	191	26.11%
180320	Cocoa paste, wholly or partly defatted	267	24.23%
711292	Waste and scrap of platinum, including metal clad with platinum but excluding sweepings containing other precious metals	460	22.84%
081040	Cranberries, blueberries and other fruits of the genus vaccinium, fresh	431	22.19%
710812	Gold, nonmonetary, unwrought others (other than powder)	811	21.73%
080132	Cashew nuts, fresh or dried, shelled	189	20.83%
853710	Boards, panels, consoles, etc. with electrical apparatus, for electric control or distribution of electricity, for a voltage not exceeding 1,000 v	205	20.69%
081010	Strawberries, fresh	142	20.13%

Top-6 Positions with the Highest Increase of Imports in Short-term

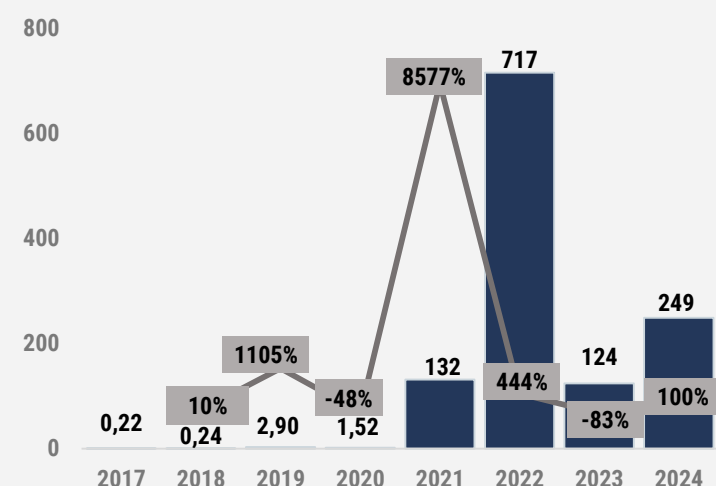
Imports Value of Motor Vehicles for transport of 10 or more with both spark-ignition reciprocating piston and electric motor, M\$



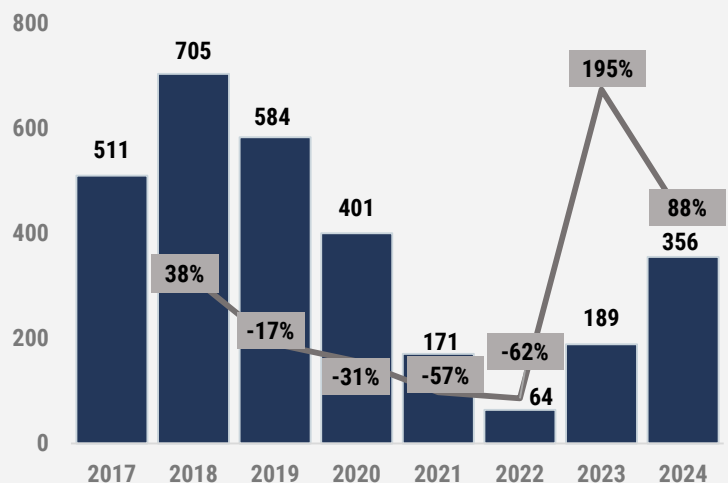
Imports Value of Vessels, for the transport of goods, persons, M\$



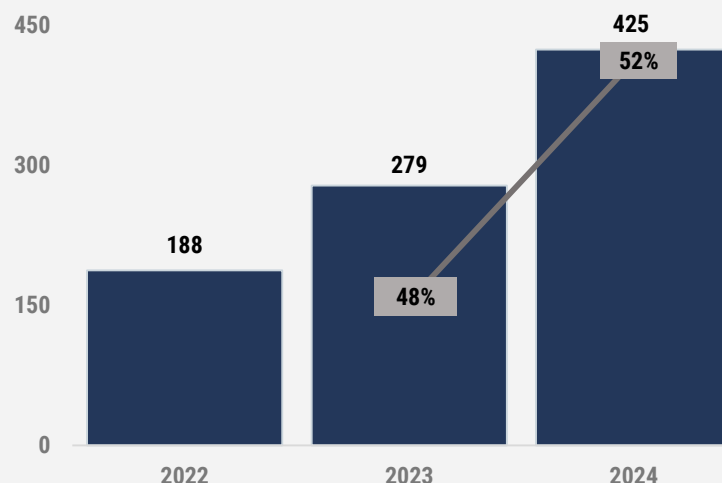
Imports Value of Motor Vehicles, with both spark-ignition combust and electric motor, other than those charges by plugging, M\$



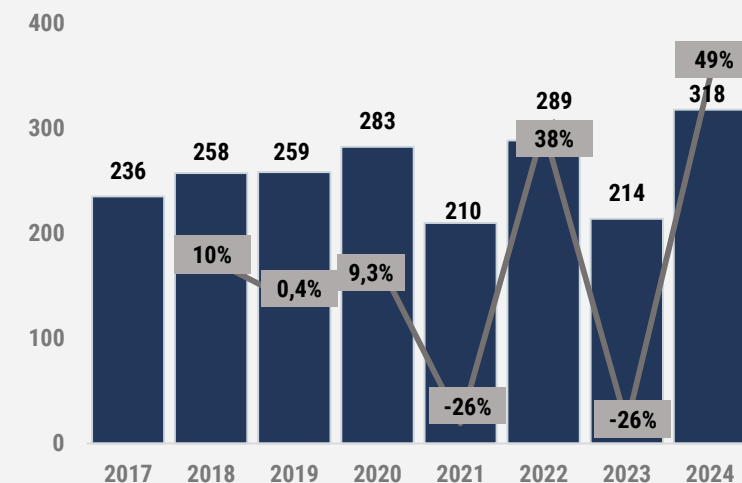
Imports Value of Unrefined Copper; Copper Anodes, M\$



Imports Value of Olive oils and its fractions, extra virgin olive oil, M\$

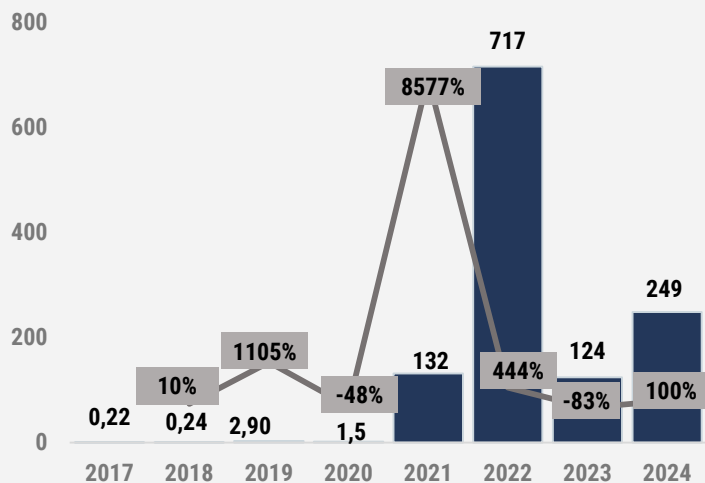


Imports Value of Aluminum Ores and Concentrates, M\$

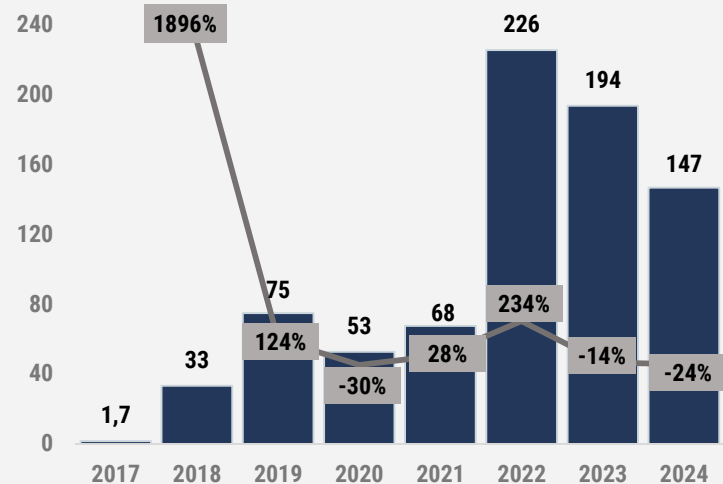


Top-6 Positions with the Highest Increase of Imports in Long-term

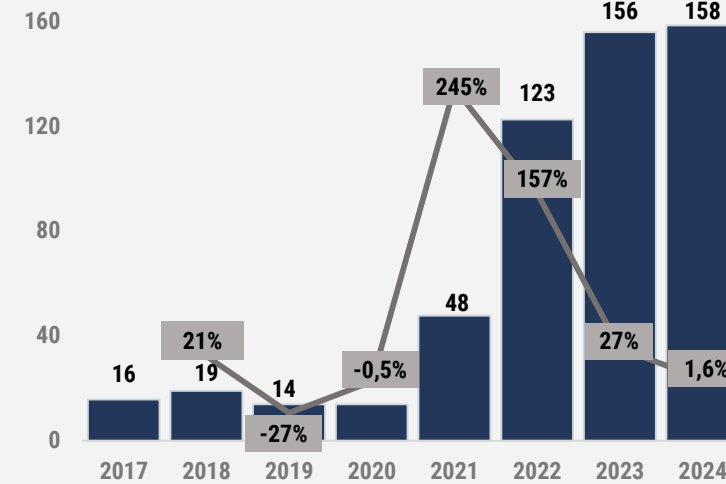
Imports Value of Motor Vehicles, with both spark-ignition combust and electric motor, other than those charges by plugging, M\$



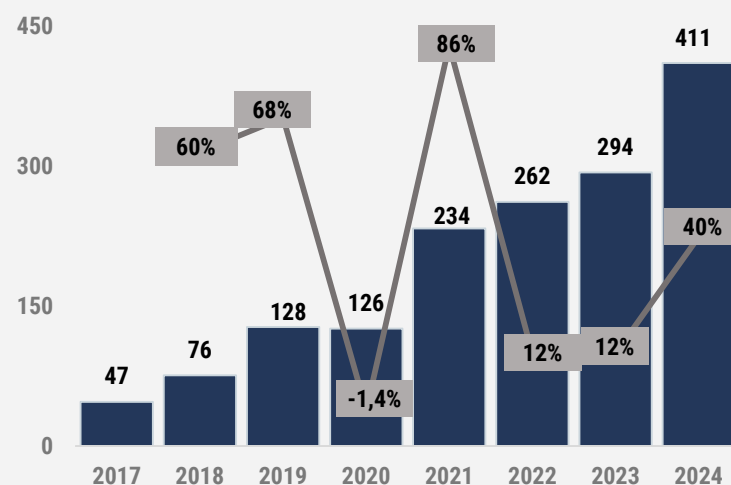
Imports Value of Ethylene terephthalate with viscosity of >78 ml/g, M\$



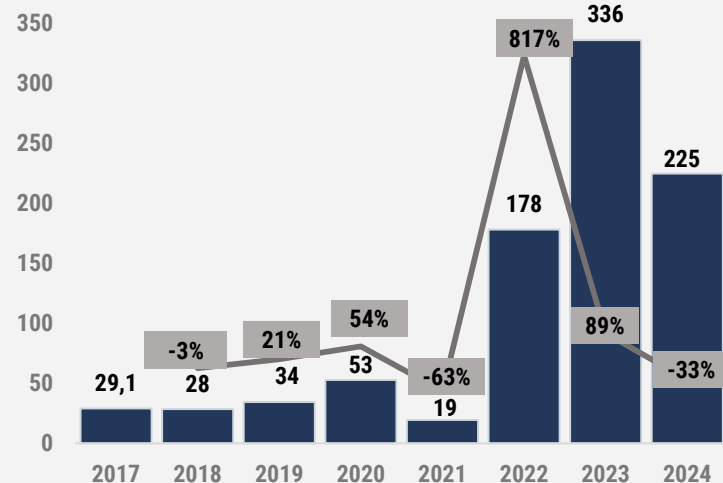
Imports Value of Road wheels and Parts for Motor Vehicles, M\$



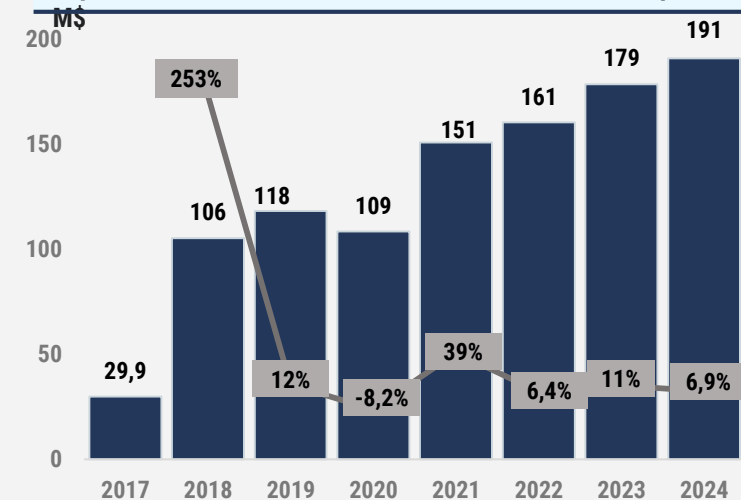
Imports Value of Raspberries, Blackberries, Mulberries (fresh), M\$



Imports Value of Motor Vehicles with both sparkling and electric motor, capable of charge by plugging to external power, M\$



Imports Value of Fresh Cut Flowers, Flower Buds for bouquet, nes, M\$



Most Declining Import Positions Within Champion-Value Segment

Out of the positions of this group, **Coin (others)** and **Cane Sugar in solid form, raw, not containing added flavoring or coloring matter (others)** have shown a significant decline in imports values across all the periods considered (in 10M 2024 and 2017 – 2023).

Remarkably, the **Cane Sugar** category is the lowest-ranked import position within the Champion-Value Segment

Goods with highest short-term decrease of imports in 2024

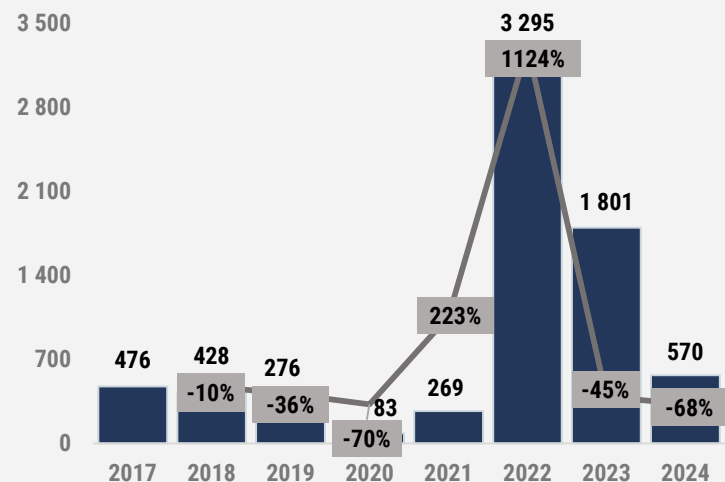
HS Code	Product Description	Imports in 2024, M\$	Growth Rate in 2024 (\$), %
270112	Bituminous coal, whether or not pulverized, but not agglomerated	570	-68.37%
711890	Coin, others	301	-33.27%
870360	Motor vehicles with both sparking and electric motor, capable of charge by plugging to external power	225	-33.12%
750210	Nickel, not alloyed, unwrought	229	-33.09%
711299	Waste and scrap of precious metal, others	163	-32.86%
310210	Urea, whether or not in aqueous solution	649	-31.39%
290511	Methanol (methyl alcohol)	238	-28.29%
170114	Cane sugar in solid form, raw, not containing added flavoring or coloring matter, others	165	-26.35%
281410	Anhydrous ammonia	249	-25.73%
390761	Poly(ethylene terephthalate having a viscosity of 78 ml/g or higher	147	-24.18%
440729	Other tropical wood specified in subheading note 2 to this chapter, sliced or peeled	201	-21.72%
760612	Aluminum alloy rectangular (including square) plates, sheets and strip, over 0.2 mm thick	174	-21.50%
640299	Footwear, with outer soles and uppers of rubber or plastics others, not covering the ankle	162	-21.14%
870323	Passenger motor vehicles with spark-ignition reciprocating piston engine, 1,500 - 3,000 cc	583	-18.29%

Goods with highest long-term decrease of imports

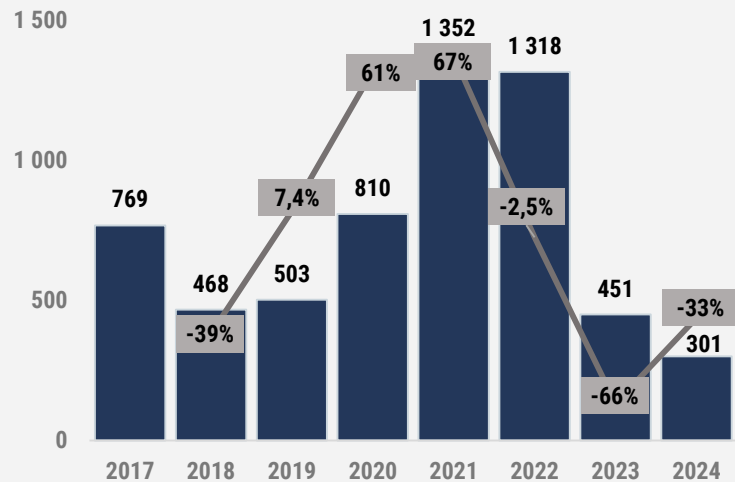
HS Code	Product Description	Imports in 2024, B\$	8Y CAGR, 2017-2024 (\$), %
711890	Coin, others	301	-11.07%
890190	Vessels others, for the transport of goods, for the transport of both persons and goods	282	-6.17%
720241	Ferrochromium, containing more than 4% (wt.) carbon	186	-6.12%
740400	Copper waste and scrap	155	-6.11%
740200	Unrefined copper; copper anodes for electrolytic refining	356	-4.42%
720000	Goods under HS code 720000	202	-3.61%
170114	Cane sugar in solid form, raw, not containing added flavoring or coloring matter, others	165	-2.71%
090240	Black tea (fermented) and other partly fermented tea, others	249	-2.44%
160414	Tunas, skipjack and bonito (sarda spp), prepared or preserved, whole or in pieces, but not minced	478	-2.18%
999099	Goods under HS code 999099	161	-1.87%
640399	Footwear, with outer soles of rubber, plastics or composition leather and uppers of leather others, not covering the ankle	164	-1.82%
870333	Passenger motor vehicles with compression-ignition internal combustion piston engine (diesel), cylinder capacity over 2,500 cc	627	-1.72%
220421	Wine of fresh grapes (other than sparkling wine) and grape must with fermentation prevented	230	-1.41%

Top-6 Positions with the Highest **Decrease** of Imports in Short-term

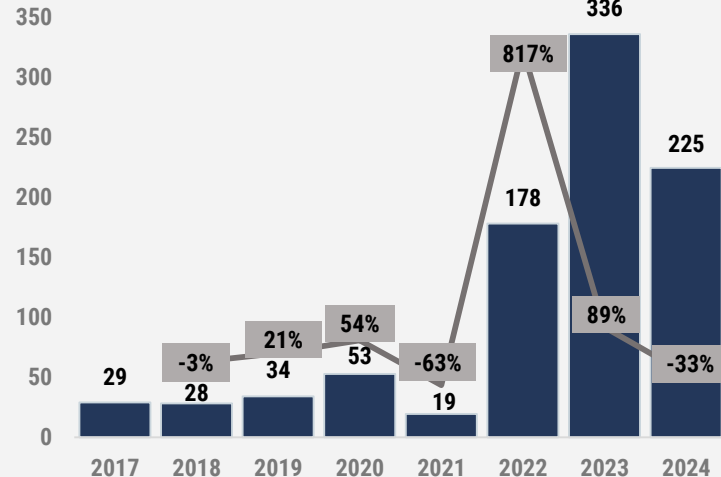
Imports Value of Bituminous Coal, whether or not pulverized, M\$



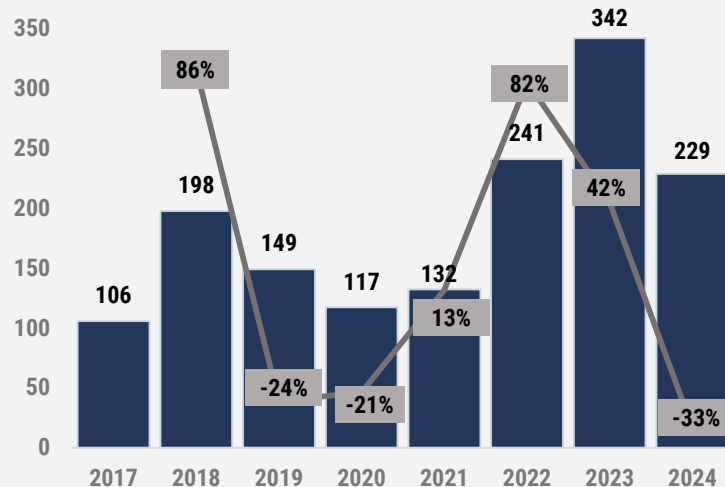
Imports Value of Coin (others), M\$



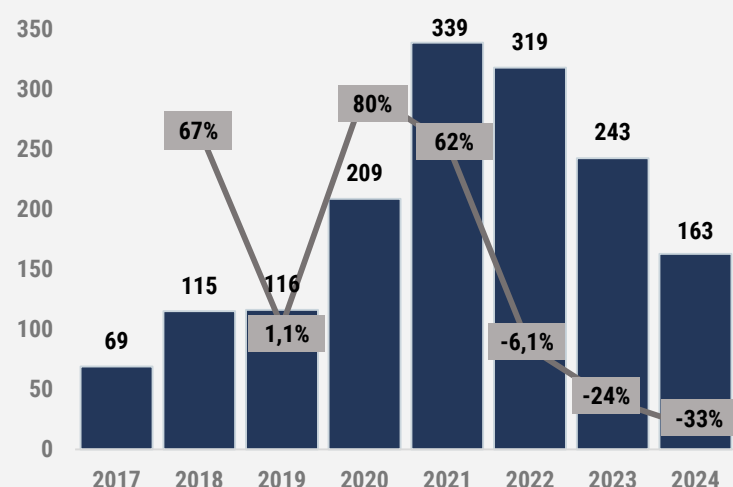
Imports Value of Motor Vehicles with both sparking and electric motor, capable of charge by plugging to external power, M\$



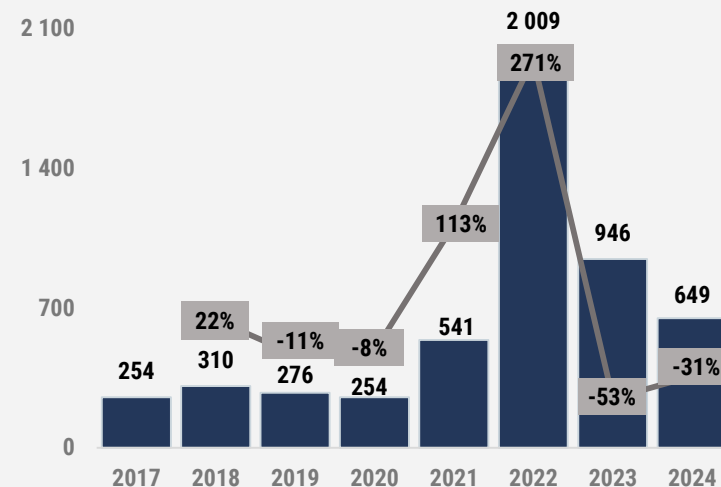
Imports Value of Nickel, not alloyed, unwrought, M\$



Imports Value of Waste and scrap of precious metal (others), M\$

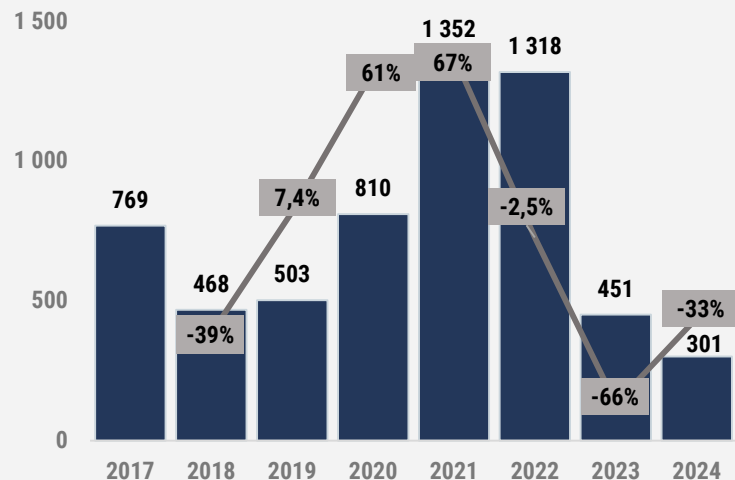


Imports Value of Urea, whether or not in aqueous solution, M\$

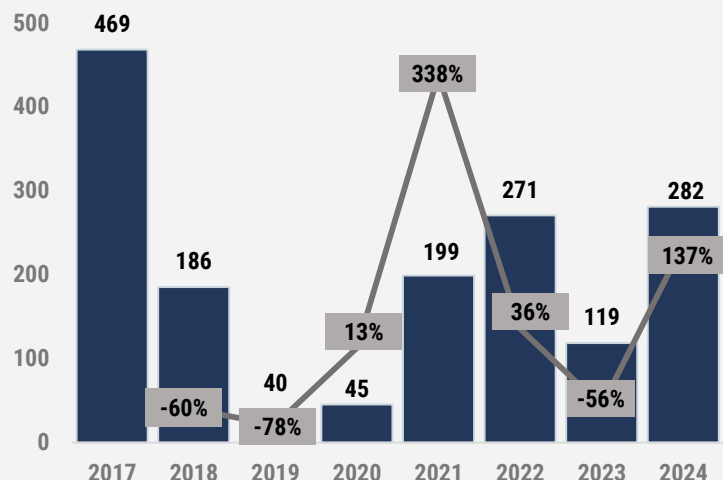


Top-6 Positions with the Highest **Decrease** of Imports in Long-term

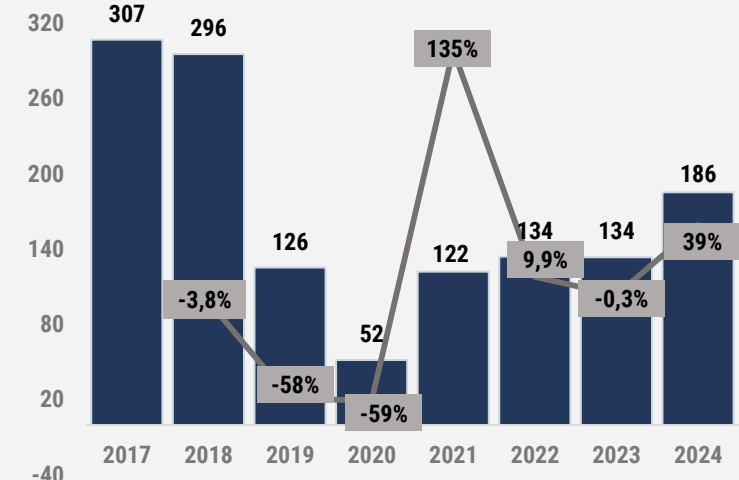
Imports Value of Coin (others), M\$



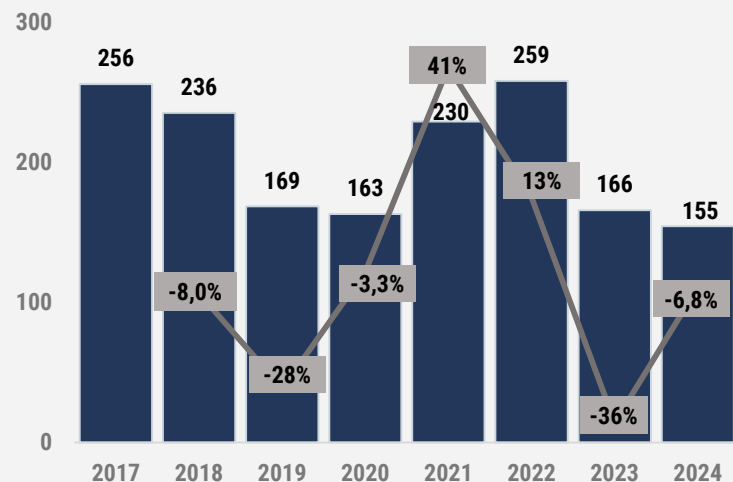
Imports Value of Vessels, for the transport of goods, persons, M\$



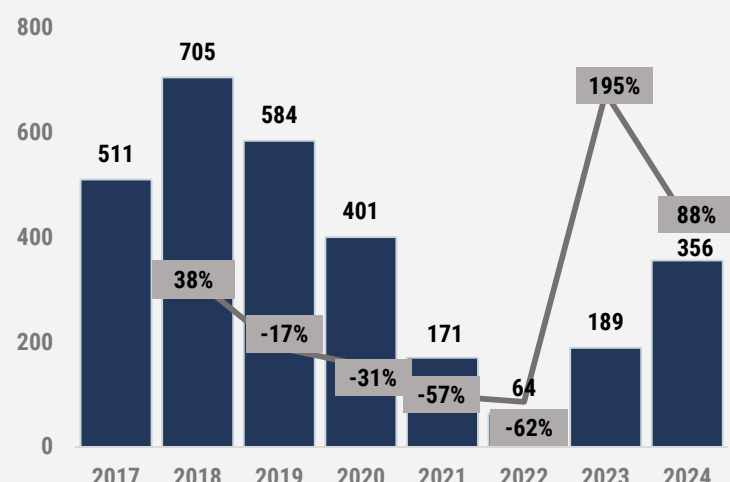
Imports Value of Ferrochromium, containing more than 4% carbon, M\$



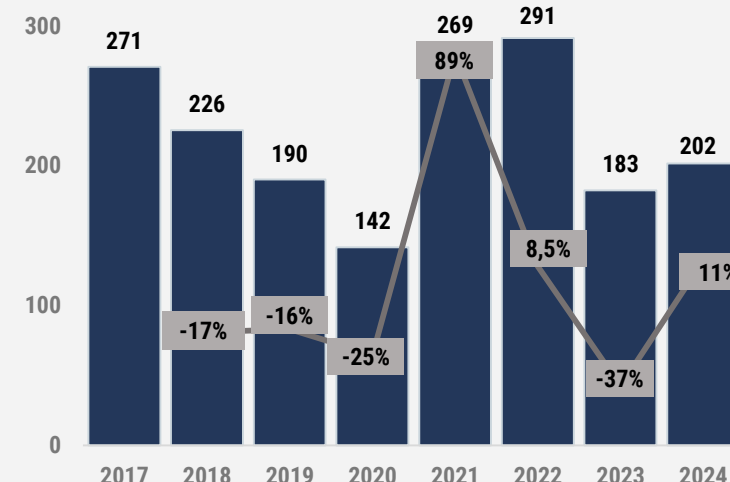
Imports Value of Copper waste and scrap, M\$



Imports Value of Unrefined copper; copper anodes, M\$



Imports Value of Goods under HS code 720000, M\$



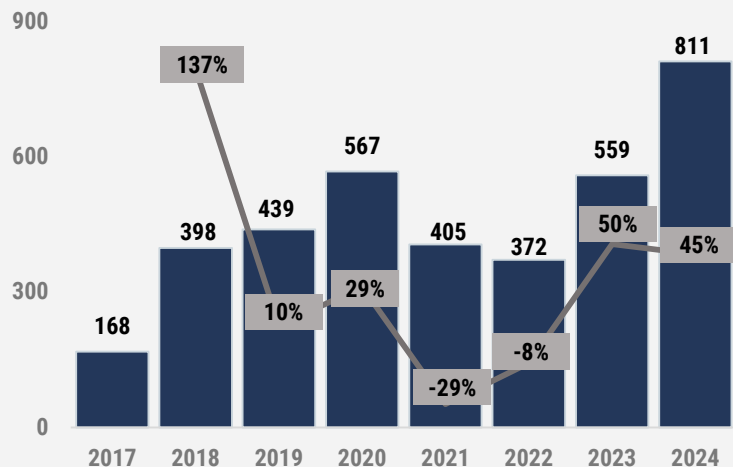
Top-Ranked Import Positions within the Champion-Value Segment

Categories' Scores for Import Potential Estimation

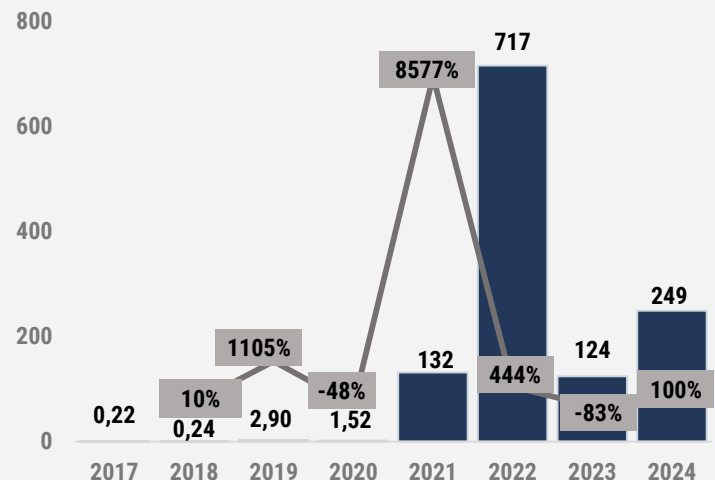
HS Code	Product Description	Imports in 2024, Scores (1-10)	7Y CAGR 2017-2023, Scores (1-10)	Growth Rate in 2024, Scores (1-10)	Total Quantity of Scores
710812	Gold, nonmonetary, unwrought others (other than powder)	10	6	7	23
870340	Motor vehicles, with both spark-ignition combust and electric motor, other than those charges by plugging to electric power	2	10	10	22
080440	Avocados, fresh or dried	8	6	6	20
854449	Insulated electric conductors, for a voltage not exceeding 80 v, not fitted with connectors	5	6	6	17
081020	Raspberries, blackberries, mulberries and loganberries, fresh	4	6	7	17
081040	Cranberries, blueberries and other fruits of the genus vaccinium, fresh	4	6	6	16
400122	Technically specified natural rubber in primary forms or in plates, sheets or strip	8	1	7	16
070200	Tomatoes, fresh or chilled	8	5	3	16
711292	Waste and scrap of platinum, including metal clad with platinum but excluding sweepings containing other precious metals	5	6	5	16
310210	Urea, whether or not in aqueous solution	8	6	2	16
870333	Passenger motor vehicles with compression-ignition internal combustion piston engine (diesel), cylinder capacity over 2,500 cc	7	1	7	15
060311	Fresh cut roses and buds	9	1	5	15
310530	Diammonium phosphate	4	5	5	14
620342	Men's trousers, bib and brace overalls, breeches and shorts of cotton, not knitted or crocheted	10	1	3	14
180320	Cocoa paste, wholly or partly defatted	2	6	6	14

Top-Ranked Import Positions within the Champion-value Segment

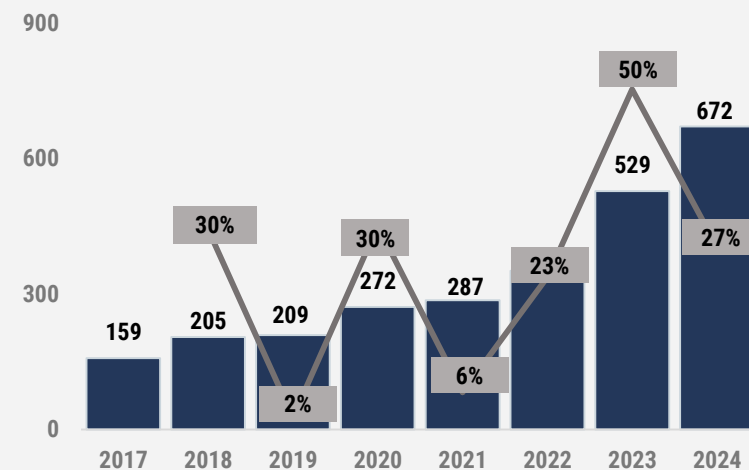
Imports Value of Gold, nonmonetary, unwrought, M\$



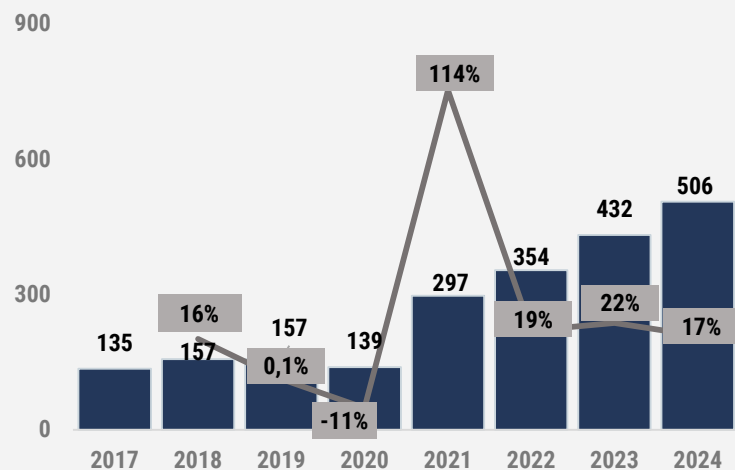
Imports Value of Motor Vehicles, with both spark-ignition combust and electric motor, other than those charges by plugging, M\$



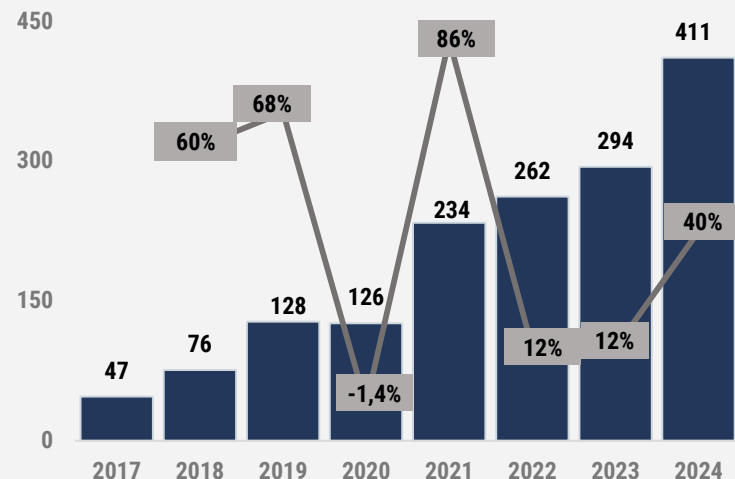
Imports Value of Avocados (fresh or dried), M\$



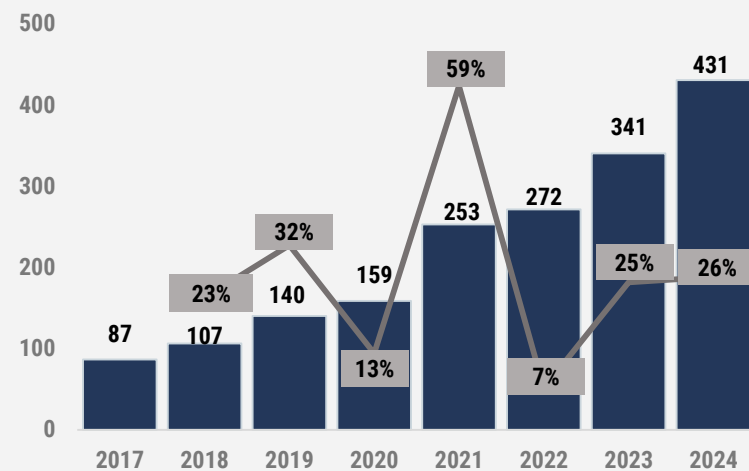
Imports Value of Insulated Electric Conductors, for <80 v, M\$



Imports Value of Raspberries, Blackberries, Mulberries (fresh), M\$



Imports Value of Cranberries, blueberries (fresh),M\$



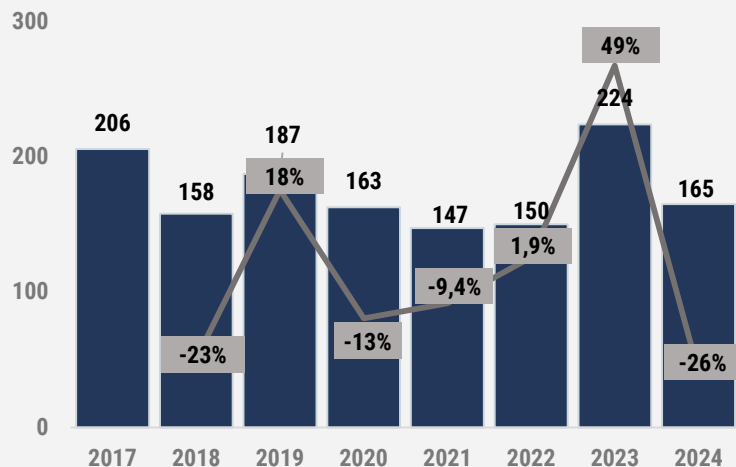
Lowest-Ranked Import Positions within the Champion-Value Segment

Categories' Scores for Import Potential Estimation

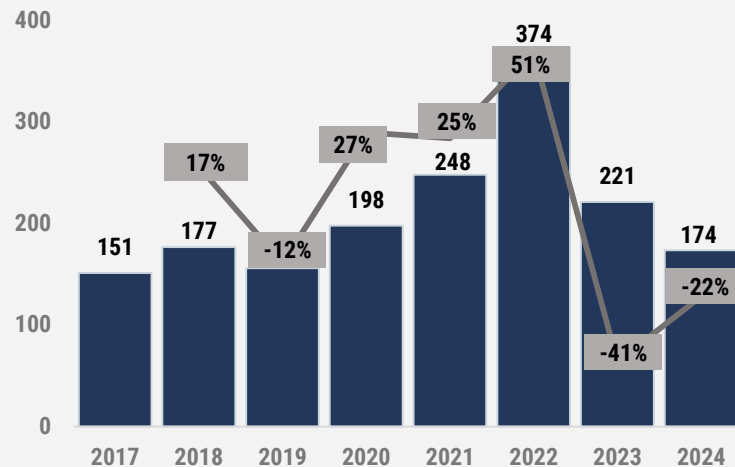
HS Code	Product Description	Imports in 2024, Scores (1-10)	7Y CAGR 2017-2023, Scores (1-10)	Growth Rate in 2024, Scores (1-10)	Total Quantity of Scores
170114	Cane sugar in solid form, raw, not containing added flavoring or coloring matter, others	0	1	2	3
760612	Aluminum alloy rectangular (including square) plates, sheets and strip, over 0.2 mm thick	0	1	2	3
740400	Copper waste and scrap	0	1	3	4
999099	Goods under HS code 999099	0	1	3	4
640399	Footwear, with outer soles of rubber, plastics or composition leather and uppers of leather others, not covering the ankle	0	1	3	4
220421	Wine of fresh grapes (other than sparkling wine) and grape must with fermentation prevented, etc. by adding alcohol, containers of not over 2 liters	1	1	3	5
711890	Coin, others	2	1	2	5
854442	Electric conductors, for a voltage not exceeding 1000 v, fitted with connectors, others	3	1	3	7
070820	Beans, fresh or chilled	1	1	5	7
030743	Squid, frozen	1	1	5	7
640299	Footwear, with outer soles and uppers of rubber or plastics others, not covering the ankle	0	5	2	7
870894	Steering wheels, steering columns and steering boxes for motor vehicles	0	1	6	7
720241	Ferrochromium, containing more than 4% (wt.) carbon	1	0	7	8
080810	Apples, fresh	1	1	6	8
760120	Aluminum alloys, unwrought	1	1	6	8
030752	Octopus, frozen	2	1	5	8

Lowest-Ranked Import Positions within the Champion-value Segment

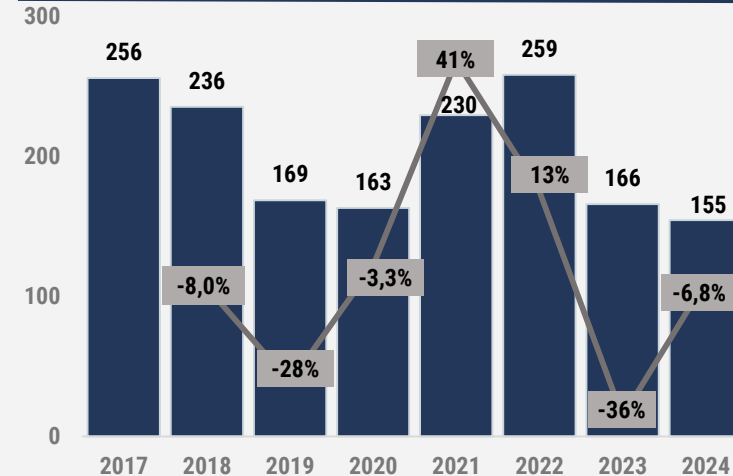
Imports Value of Cane Sugar in solid form, raw, M\$



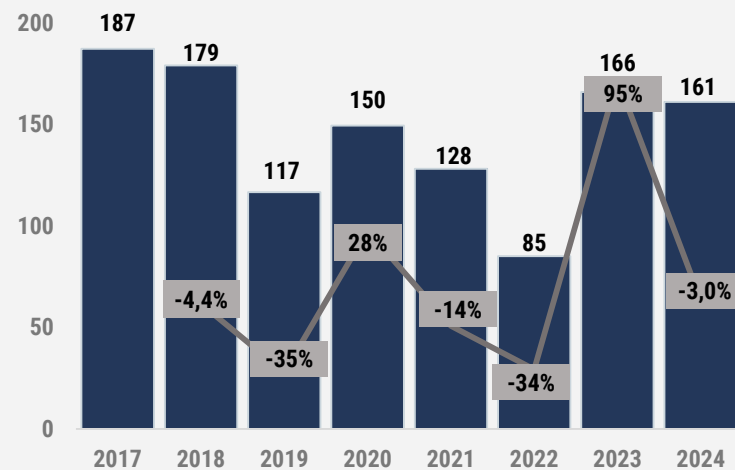
Imports Value of Aluminum alloy plates, strip, >0.2 mm thick, M\$



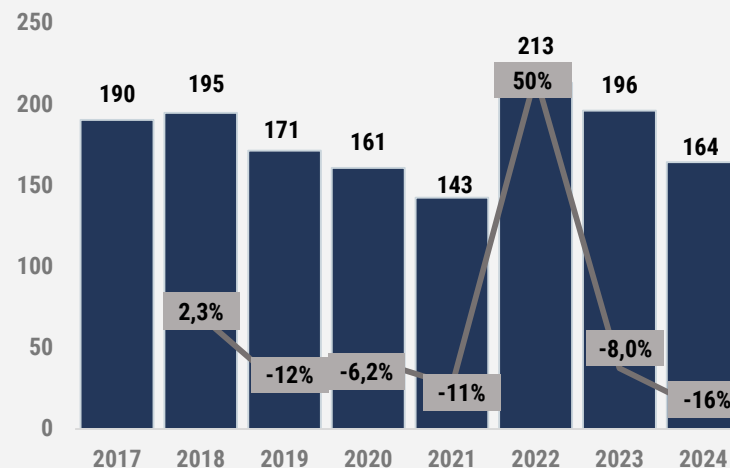
Imports Value of Copper Waste and Scrap, M\$



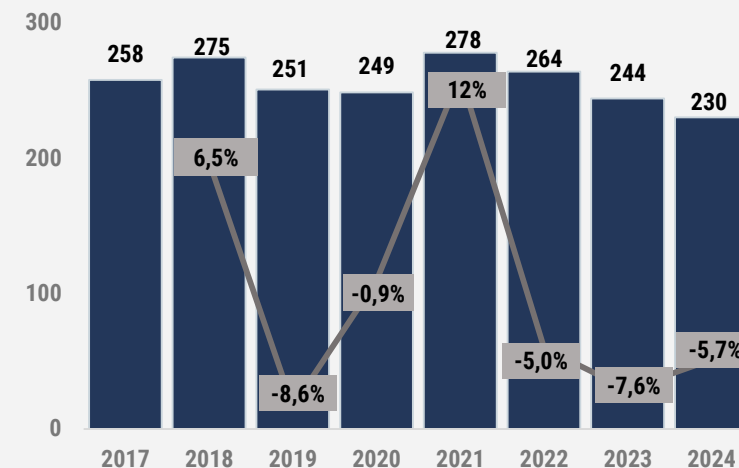
Imports Value of Goods under HS code 999099, M\$



Imports Value of Footwear, with outer soles of rubber, plastics or composition leather and uppers of leather, not covering the ankle, M\$



Imports Value of Wine of Fresh Grapes (other than sparkling wine) and grape must with fermentation prevented, M\$



3

**Rising Champion Value
Segment: from 66 M\$ – 141 M\$
per one product**

Imported Goods from African Countries with Imports Value of 60–141 M\$

* Product Categories Ranked 101– 125 by the size of Import Value (out of 5 643 goods traded in 2024)

Rank by Imports value In 2024	HS Code	Product Description	2017, M\$	2018, M\$	2019, M\$	2020, M\$	2021, M\$	2022, M\$	2023, M\$	2024, M\$	Growth Rate in 2024	8Y CAGR, 2017-2024	Share in total imports in 2024
101	120740	Sesame seeds	56.70	69.56	87.98	70.16	99.66	96.27	115	142	23.12%	12.13%	0.10%
102	392690	Articles of plastics, others	67.03	81.98	83.26	75.84	110	118	134	141	5.34%	9.78%	0.10%
103	620343	Men's trousers, shorts of synthetic fibers, not knitted or crocheted	71.68	84.39	95.95	77.45	94.79	127	157	141	-10.36%	8.84%	0.10%
104	030474	Hake, fillets, frozen	129	139	133	125	131	130	153	135	-11.30%	0.62%	0.09%
105	720110	Nonalloy pig iron containing 0.5% (wt.)	54.79	48.91	62.96	50.94	85.54	143	122	135	10.79%	11.93%	0.09%
106	080390	Bananas, fresh or dried, other than plantains	186	130	143	134	138	173	158	135	-15.08%	-4.00%	0.09%
107	080410	Dates, fresh or dried	76.58	92.86	89.60	107	107	89.96	106	132	24.48%	7.02%	0.09%
108	720310	Ferrous products obtained by direct reduction of iron ore	30.10	37.32	41.09	18.49	66.58	82.31	82	131	59.73%	20.21%	0.09%
109	080830	Pears, fresh	97.28	90.95	71.29	87.90	86.86	104	122	130	7.19%	3.73%	0.09%
110	852589	Television cameras; n.e.c. in item no 8525.8	n/a	n/a	n/a	n/a	n/a	45.51	78.88	130	64.33%	n/a	0.09%
111	080522	Clementines, fresh or dried	140	140	108	119	155	111	152	129	-14.63%	-0.93%	0.09%
112	854239	Electronic integrated circuits, others	39.85	36.77	30.04	25.65	37.59	91.82	135	129	-4.45%	15.80%	0.09%
113	121190	Plants, parts of plants, fresh or dried, others	62.27	68.37	74.63	79.72	105	119	133	127	-4.24%	9.34%	0.09%
114	711029	Palladium, semi manufactured	14.87	36.00	203	123	576	109	171	127	-25.83%	30.69%	0.09%
115	640610	Footwear uppers and upper parts	93.07	116	123	104	132	153	163	126	-22.62%	3.87%	0.09%
116	852852	Other monitors capable of directly connecting to and designed for use with machines of heading 8471	0.94	1.01	1.01	1.88	45.79	126	132	124	-5.48%	84.24%	0.09%
117	180500	Cocoa powder, not containing added sugar	97.76	101	96.15	101	95.15	135	129	123	-4.82%	2.90%	0.08%
118	071420	Sweet potatoes, fresh or dried	15.21	20.69	49.20	52.32	75.26	81.51	115	123	6.73%	29.84%	0.08%
119	621210	Brassieres, whether or not knitted	52.02	50.31	57.14	53.76	71.90	109	124	122	-1.21%	11.27%	0.08%
120	620443	Women's dresses of synthetic fibers, not knitted or crocheted	52.06	66.45	82.90	76.51	83.42	169	135	120	-11.63%	10.96%	0.08%
121	851762	Machines for the regeneration of voice	84.14	67.94	104	82.29	80.18	111	117	119	1.45%	4.43%	0.08%
122	854460	Insulated electric conductors, >1,000 v	20.93	20.72	34.02	45.88	56.59	82.89	100	118	17.95%	24.16%	0.08%
123	260400	Nickel ores and concentrates	33.42	23.89	30.90	54.51	45.81	7.44	34.79	117	>100%	17.01%	0.08%
124	060210	Live plant cuttings and slips, unrooted	96.47	107	105	111	122	111	113	117	4.27%	2.48%	0.08%
125	220429	Wine of fresh grapes (other than sparkling wine) and grape must with fermentation prevented	142	161	121	117	127	120	108	116	7.81%	-2.45%	0.08%

Imported Goods from African Countries with Imports Value of 60–141 M\$

* Product Categories Ranked 126– 150 by the size of Import Value (out of 5 643 goods traded in 2024)

Rank by Imports value In 2024	HS Code	Product Description	2017, M\$	2018, M\$	2019, M\$	2020, M\$	2021, M\$	2022, M\$	2023, M\$	2024, M\$	Growth Rate in 2024	8Y CAGR, 2017-2024	Share in total imports in 2024
126	070999	Vegetables, fresh or chilled, others	61.66	75.38	65.92	70.38	100	96.42	103	116	12.59%	8.17%	0.08%
127	080620	Grapes, dried (including raisins)	48.65	75.50	70.69	78.06	77.96	55.87	67.53	113	67.26%	11.10%	0.08%
128	853650	Electrical switches for <1,000 v, others	86.63	81.22	77.43	69.85	103	110	105	112	6.95%	3.28%	0.08%
129	640291	Footwear, with outer soles and uppers of rubber or plastics others, covering the ankle	65.52	51.01	58.25	44.99	62.84	76.24	97.83	110	12.63%	6.71%	0.08%
130	620463	Women's trousers, shorts of synthetic fibers, not knitted or crocheted	41.59	66.00	51.59	46.84	54.30	93.12	108	110	1.69%	12.87%	0.08%
131	760511	Aluminum wire of non-alloyed aluminum, with a cross sectional dimension of > 7 mm	28.62	58.19	59.55	54.14	80.36	146	117	110	-6.56%	18.26%	0.08%
132	440290	Wood charcoal, excluding that of bamboo	62.49	73.37	85.96	66.84	73.25	87.29	107	109	1.40%	7.19%	0.08%
133	151110	Palm oil and its fractions, crude	2.62	1.85	6.38	20.65	59.38	121	21.18	108	>100%	59.17%	0.07%
134	842123	Oil or fuel filters for combustion engines	73.82	90.06	98.19	83.38	76.24	86.06	97.32	108	10.68%	4.84%	0.07%
135	620640	Women's blouses, shirts and shirt-blouses of manmade fibers, not knitted or crocheted	72.61	94.06	86.19	66.61	64.77	114	106	108	1.16%	5.04%	0.07%
136	390210	Polypropylene, in primary forms	54.80	65.93	94.70	83.09	185	190	118	106	-10.22%	8.64%	0.07%
137	280429	Rare gases, others (other than argon)	17.62	17.46	27.44	30.41	43.75	59.81	82.50	104	26.05%	24.85%	0.07%
138	080529	Wilkins, other citrus hybrids, fresh or dried	17.99	25.39	22.90	51.10	70.35	69.82	102	104	2.38%	24.51%	0.07%
139	160413	Sardines, sardinella, prepared or preserved	97.45	105	103	111	97.98	116	129	102	-20.62%	0.63%	0.07%
140	200919	Orange juice, other than frozen	15.88	17.76	21.03	11.01	8.32	9.54	51.05	101	98.24%	26.05%	0.07%
141	310540	Monoammonium phosphate and mixtures thereof with diammonium phosphate	25.10	19.85	16.81	21.34	32.88	69.98	53.90	100	86.34%	18.93%	0.07%
142	870899	Parts for motor vehicles, others	44.86	43.70	56.66	48.26	64.53	76.65	105	98.59	-6.44%	10.34%	0.07%
143	721420	Bars and rods of iron or nonalloy steel	0	2.84	1.40	1.52	102.72	272.69	144	97.94	-32.07%	n/a	0.07%
144	640391	Footwear, with outer soles of rubber, plastics, uppers of leather covering the ankle	74.96	75.45	83.65	57.42	68.80	95.12	94.07	97.63	3.78%	3.36%	0.07%
145	851220	Electrical lighting	9.86	10.69	21.57	18.35	28.95	53.38	86.02	96.33	11.99%	32.96%	0.07%
146	230120	Flours, meals and pellets, of fish	50.45	64.50	92.46	72.50	75.52	87.07	88.21	93.64	6.15%	8.04%	0.06%
147	250100	Salt (incl table & denatured salt)	34.83	54.03	46.51	30.06	45.93	98.28	96.79	92.73	-4.20%	13.02%	0.06%
148	850140	Ac motors others, single-phase	75.53	78.98	75.54	89.24	124	104	82.03	92.63	12.93%	2.58%	0.06%
149	260300	Copper ores and concentrates	27.56	21.02	61.98	55.65	75.66	228	237	92.16	-61.18%	16.29%	0.06%
150	440727	Sapelli, sawn or chipped lengthwise	76.79	78.54	89.60	62.75	77.70	109	115	91.62	-20.45%	2.23%	0.06%

Imported Goods from African Countries with Imports Value of 60–141 M\$

* Product Categories Ranked 151– 175 by the size of Import Value (out of 5 643 goods traded in 2024)

Rank by Imports value In 2024	HS Code	Product Description	2017, M\$	2018, M\$	2019, M\$	2020, M\$	2021, M\$	2022, M\$	2023, M\$	2024, M\$	Growth Rate in 2024	8Y CAGR, 2017-2024	Share in total imports in 2024
151	621143	Women's garments others, of manmade fibers, not knitted or crocheted	48.76	57.03	49.32	54.62	65.41	103	103	90.34	-12.03%	8.01%	0.06%
152	852871	Reception apparatus for television	0.13	0.06	5.62	19.68	36.07	70.15	73.90	89.86	21.60%	>100%	0.06%
153	740811	Wire of refined copper, with a maximum cross sectional dimension over 6 mm	1.54	1.76	0.70	16.38	34.64	16.97	79.98	89.66	12.09%	66.17%	0.06%
154	401110	New pneumatic tires, of rubber, of a kind used on motor cars	65.51	78.70	58.90	53.97	62.60	77.61	66.36	89.06	34.20%	3.91%	0.06%
155	870410	Dumpers (dump trucks) designed	76.50	82.02	106.18	82.72	123	151	109	88.47	-19.13%	1.83%	0.06%
156	401120	New pneumatic tires, of rubber	49.30	53.72	58.04	52.39	65.09	92.14	84.10	87.41	3.94%	7.42%	0.06%
157	760611	Aluminum non-alloyed plates, > 0.2 mm thick	27.25	28.50	23.75	27.08	33.72	25.74	62.75	86.17	37.32%	15.48%	0.06%
158	261510	Zirconium ores and concentrates	58.91	79.50	90.40	61.20	82.28	86.53	103	85.42	-17.06%	4.76%	0.06%
159	310520	Mineral or chemical fertilizers	5.21	0.87	2.69	15.30	17.86	48.62	65.13	83.87	28.77%	41.52%	0.06%
160	030617	Shrimps and prawns, frozen	110	108	94.10	91.14	116	113	96.07	83.19	-13.41%	-3.45%	0.06%
161	050400	Animal guts, bladders and stomachs	41.95	39.74	50.75	67.96	72.02	80.44	104.58	82.69	-20.93%	8.85%	0.06%
162	853690	Electrical apparatus for making connections in electrical circuits, for < 1,000 v, others	48.68	60.55	42.98	38.87	54.99	70.48	74.43	81.85	9.96%	6.71%	0.06%
163	901890	Instruments for medical science, others	46.97	64.77	67.55	62.74	71.66	93.05	91.06	80.53	-11.56%	6.97%	0.06%
164	854720	Insulating fittings of plastics	31.56	35.61	24.92	28.53	35.61	42.29	72.91	80.32	10.15%	12.38%	0.06%
165	870829	Parts of bodies for motor vehicles, others	123	136	119	96.11	101	82.06	87.56	79.91	-8.74%	-5.25%	0.06%
166	610443	Women's dresses of synthetic fibers, knitted	34.72	36.64	40.37	30.44	42.72	82.51	80.85	79.59	-1.56%	10.93%	0.05%
167	720230	Ferrosilicon manganese	78.69	76.73	49.19	47.43	88.58	149	64.41	78.89	22.48%	0.03%	0.05%
168	721049	Flat-rolled iron or nonalloy steel products, not corrugated, 600 mm or more wide	25.49	36.89	59.26	66.40	205	201	125	78.16	-37.71%	15.03%	0.05%
169	160529	Shrimps and prawns	44.12	104	81.73	94.25	99.04	85.39	88.69	77.95	-12.11%	7.37%	0.05%
170	200190	Vegetables, fruit, nuts and other edible parts of plants, others	30.85	36.54	34.86	46.73	54.89	60.89	72.50	77.01	6.22%	12.11%	0.05%
171	620433	Women's suit-type jackets and blazers of synthetic fibers, not knitted or crocheted	16.08	21.40	17.11	25.72	50.12	96.54	103	76.95	-24.99%	21.62%	0.05%
172	480300	Facial tissue, towel or and similar paper	48.59	66.17	72.30	59.35	47.84	101	61.63	76.00	23.31%	5.75%	0.05%
173	381512	Supported catalysts with precious metal	17.32	305	612	361	328	195	200	75.72	-62.13%	20.25%	0.05%
174	271220	Paraffin wax containing by weight <0.75% oil	57.83	52.53	90.69	104	105	117	72.38	75.37	4.13%	3.37%	0.05%
175	620520	Men's shirts of cotton, not knitted	91.23	89.71	86.34	64.21	68.17	92.78	90.87	75.05	-17.41%	-2.41%	0.05%

Imported Goods from African Countries with Imports Value of 60–141 M\$

* Product Categories Ranked 176– 200 by the size of Import Value (out of 5 643 goods traded in 2024)

Rank by Imports value In 2024	HS Code	Product Description	2017, M\$	2018, M\$	2019, M\$	2020, M\$	2021, M\$	2022, M\$	2023, M\$	2024, M\$	Growth Rate in 2024	8Y CAGR, 2017-2024	Share in total imports in 2024
176	691010	Ceramic sanitary fixtures, of porcelain	36.73	45.46	51.95	59.36	75.83	83.65	75.26	74.56	-0.92%	9.25%	0.05%
177	870350	Motor vehicles, with both compression-ignition piston engine and electric motor, not charged by plug	0.01	0	0	331	982	1 112	261.20	74.26	-71.57%	>100%	0.05%
178	081090	Fruit, others, fresh	72.64	72.88	64.36	70.14	69.37	67.22	72.40	73.85	2.00%	0.21%	0.05%
179	630790	Made-up textile articles, others	28.06	25.43	22.97	64.28	35.63	26.57	27.96	73.10	>100%	12.71%	0.05%
180	392020	Plates, film, strip of plastics, polymers of propylene	52.82	42.26	52.97	45.17	65.55	94.74	70.48	73.05	3.65%	4.14%	0.05%
181	611011	Sweaters, similar articles knitted, of wool	72.84	71.23	56.10	56.31	54.82	70.34	78.64	72.58	-7.72%	-0.05%	0.05%
182	290121	Ethylene (ethene)	0	0	0	0	0	0	0.00	72.32	>100%	n/a	0.05%
183	854420	Insulated coaxial cable	26.46	39.27	39.76	54.02	49.67	52.48	67.19	72.29	7.60%	13.39%	0.05%
184	180620	Chocolate, in bars, blocks	20.78	23.27	24.27	28.87	43.79	71.30	65.42	71.63	9.51%	16.73%	0.05%
185	279699	Goods under HS code 279699	0	0	5.37	0	0	7.16	27.66	70.63	>100%	n/a	0.05%
186	441231	Plywood consisting solely of sheets of wood	36.40	28.17	28.94	29.72	41.99	81.71	63.92	69.98	9.47%	8.51%	0.05%
187	390120	Polyethylene having a gravity of >0.94	54.08	88.94	88.04	53.36	90.73	133	87.18	69.67	-20.09%	3.22%	0.05%
188	080540	Grapefruit, fresh or dried	116	120	119	97.15	89.88	68.22	96.09	69.41	-27.76%	-6.19%	0.05%
189	071080	Vegetables, others	25.95	20.12	22.62	24.33	29.71	41.49	57.23	69.11	20.76%	13.02%	0.05%
190	271290	Microcrystalline petroleum wax, slack wax	14.83	12.03	32.00	26.98	38.52	69.55	67.71	68.49	1.15%	21.08%	0.05%
191	710210	Diamonds, unsorted	106	110	89.28	163	140	91.99	103	68.19	-33.86%	-5.36%	0.05%
192	080940	Plums, prune plums and sloes, fresh	62.38	76.41	51.67	48.50	80.54	80.91	69.37	67.68	-2.44%	1.03%	0.05%
193	870370	Motor vehicles, with both compression-ignition combustion and electric motor, capable of charged by plugging	0	0	32.96	56.64	22.91	0	38.26	67.34	75.99%	n/a	0.05%
194	620630	Women's blouses, of cotton, not knitted	35.74	35.09	27.27	32.62	39.58	46.44	58.20	67.24	15.53%	8.22%	0.05%
195	611030	Sweaters, similar articles of manmade fibers	54.34	52.68	49.53	38.88	45.32	61.86	70.07	67.19	-4.10%	2.69%	0.05%
196	251611	Granite, crude or roughly trimmed	86.86	79.26	86.23	82.38	110	145	98.60	67.19	-31.86%	-3.16%	0.05%
197	620469	Women's trousers, not knitted or crocheted	15.42	27.44	29.47	26.36	40.25	67.41	72.65	66.85	-7.99%	20.12%	0.05%
198	392010	Plates, film, foil and strip of plastics, of polymers of ethylene	56.52	57.14	45.27	42.77	71.26	78.73	66.15	66.26	0.17%	2.01%	0.05%
199	720421	Stainless steel waste and scrap	31.94	34.88	24.35	27.80	52.50	36.60	58.66	66.06	12.62%	9.51%	0.05%
200	620333	Men's suit-type jackets and blazers of synthetic fibers, not knitted or crocheted	30.07	31.41	28.67	29.14	39.68	47.93	61.54	65.96	7.18%	10.32%	0.05%

...account for approximately 6.60% of EU imports from African countries

The **3rd group** with imports value of more than 60 and less than 141 M\$ (under 6-digit HS classification) account for approximately **6.60%** of EU imports from African countries, reaching over **\$9.56 billion** in 2024.

The examples of categories within this group are presented below, along with their respective import values and shares of total imports.

- **Clothes and Footwear: Reaching nearly \$1.47 billion in 2024, representing 1.02% of total EU imports from African countries:**
 - Men's trousers, bib and brace overalls, breeches and shorts of synthetic fibers, not knitted or crocheted
 - Men's suit-type jackets and blazers of synthetic fibers, not knitted or crocheted
 - Men's shirts of cotton, not knitted or crocheted
 - Women's dresses of synthetic fibers
 - Women's blouses, shirts and shirt-blouses of manmade fibers, not knitted or crocheted
 - Women's blouses, shirts and shirt-blouses of cotton, not knitted or crocheted
 - Women's suit-type jackets and blazers of synthetic fibers, not knitted or crocheted
 - Sweaters, pullovers, sweatshirts, waistcoats (vests), and similar articles knitted or crocheted, of wool and of manmade fibers
 - Women's trousers, bib and brace overalls, breeches and shorts of textile materials others, not knitted or crocheted
 - Women's trousers, bib and brace overalls, breeches and shorts of synthetic fibers, not knitted or crocheted
 - Footwear uppers and upper parts, except stiffeners
 - Footwear, with outer soles and uppers of rubber or plastics others, covering the ankle
- **Electrical Machinery, Electronic Components: This product category totaled \$402 million in 2024, accounting for 0.28% of total EU imports from African countries:**
 - Electronic integrated circuits, others
 - Machines for the reception, conversion and transmission or regeneration of voice, images or other data, including switching and routing apparatus
 - Electrical apparatus for switching, protecting or making connections to or in electrical circuits, for a voltage not exceeding 1,000 v
- **Articles of Plastics: These products totaled \$361 million, accounting for 0.25% of total imports:**
 - Plates, sheets, film, foil and strip of plastics
 - Articles of plastics, others
- **Other Product Categories:** Sesame Seeds, Fruits, Vegetables, Nuts, Fish Fillets, Plants and Their Parts, Wine, Charcoal, Metals and Articles Thereof, Medical Instruments, Motor Vehicles and Their Parts, Steel Articles and Scrap, Salt, Fertilizers, Precious Stones, Cocoa Preparations.

Most Growing Import Positions Within Rising Champion Value Segment

Among the positions of this group, importing goods such **Mineral or Chemical Fertilizers containing nitrogen, phosphorus and potassium, Rare Gases (other than argon)** have shown consistent growth in import value across all periods analyzed (in 2024 and 2017 – 2024).

Goods with highest short-term growth of imports in 2024

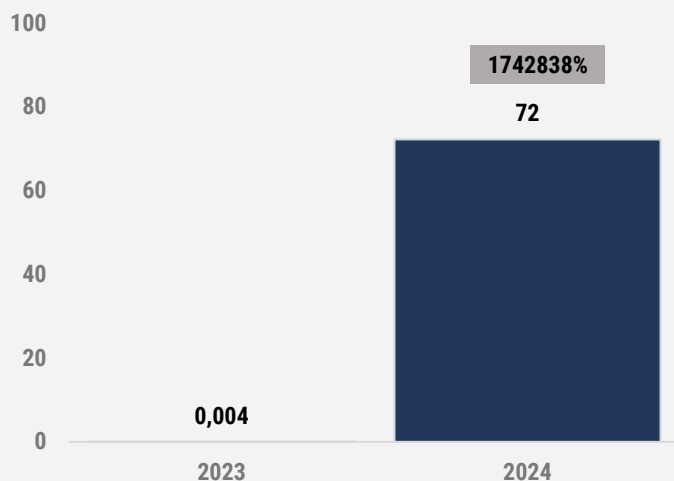
HS Code	Product Description	Imports in 2024, M\$	Growth Rate in 2024 (\$), %
290121	Ethylene (ethene)	72.32	1742837.97%
151110	Palm oil and its fractions, crude	108	409.45%
260400	Nickel ores and concentrates	117	237.46%
630790	Made-up textile articles, others	73.10	161.50%
279699	Goods under HS code 279699	70.63	155.32%
200919	Orange juice, other than frozen	101	98.24%
310540	Monoammonium phosphate and mixtures thereof with diammonium phosphate	100	86.34%
870370	Motor vehicles, with both compression-ignition internal combustion and electric motor, capable of charged by plugging	67.34	75.99%
080620	Grapes, dried (including raisins)	113	67.26%
852589	Television cameras; n.e.c. in item no 8525.8	130	64.33%
720310	Ferrous products obtained by direct reduction of iron ore	131	59.73%
760611	Aluminum non-alloyed rectangular (including square) plates, sheets and strip, over 0.2 mm thick	86.17	37.32%
401110	New pneumatic tires, of rubber, of a kind used on motor cars (including station wagons and racing cars)	89.06	34.20%
310520	Mineral or chemical fertilizers containing nitrogen, phosphorus and potassium	83.87	28.77%
280429	Rare gases, others (other than argon)	104	26.05%

Goods with highest long-term growth of imports

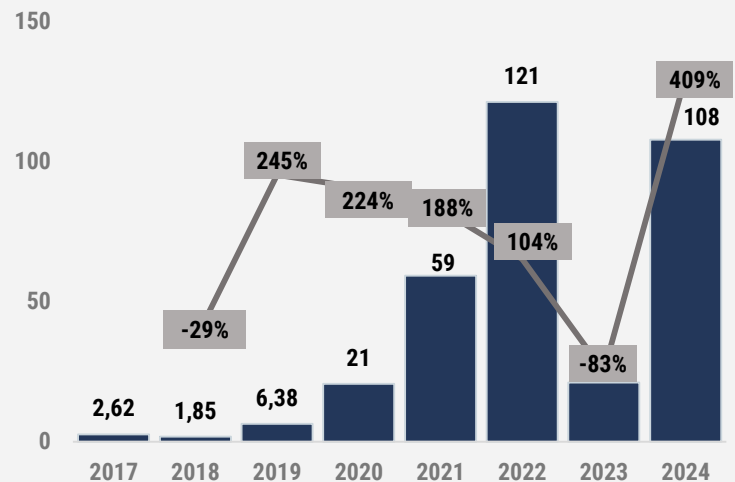
HS Code	Product Description	Imports in 2024, M\$	8Y CAGR, 2017-2024 (\$), %
870350	Motor vehicles, with both compression-ignition combustion piston engine and electric motor, not charged by plugging	74.26	198.93%
852871	Reception apparatus for television, not designed to incorporate a video display or screen	89.86	126.77%
852852	Other monitors capable of directly connecting to and designed for use with machines of heading 8471	124	84.24%
740811	Wire of refined copper, with a maximum cross sectional dimension over 6 mm (.23 in.)	89.66	66.17%
151110	Palm oil and its fractions, crude	108	59.17%
310520	Mineral or chemical fertilizers containing nitrogen, phosphorus and potassium	83.87	41.52%
851220	Electrical lighting or visual signaling equipment, for use on cycles or motor vehicles, except for use on bicycles	96.33	32.96%
711029	Palladium, semi manufactured	127	30.69%
071420	Sweet potatoes, fresh or dried	123	29.84%
200919	Orange juice, other than frozen	101	26.05%
280429	Rare gases, others (other than argon)	104	24.85%
080529	Wilkins and similar citrus hybrids, fresh or dried	104	24.51%
854460	Insulated electric conductors, for >1,000 v	118	24.16%
620433	Women's suit-type jackets and blazers of synthetic fibers, not knitted or crocheted	76.95	21.62%
271290	Microcrystalline petroleum wax, slack wax, ozokerite, lignite wax, peat wax, other mineral waxes	68.49	21.08%

Top-6 Positions with the Highest Increase of Imports in Short-term

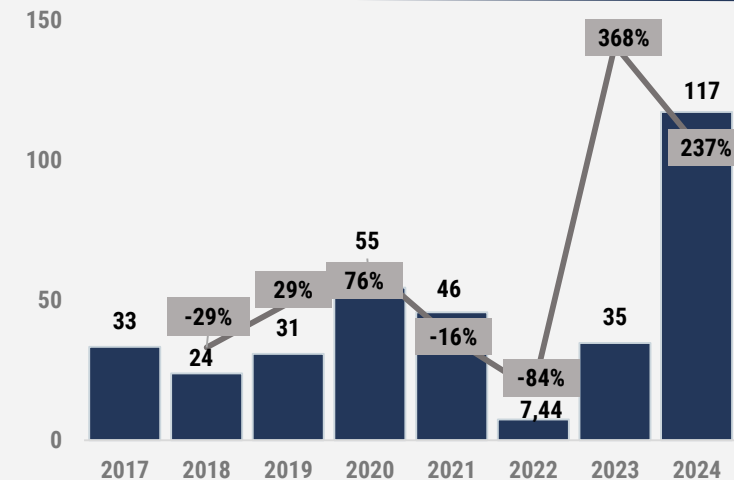
Imports Value of Ethylene (ethene), M\$



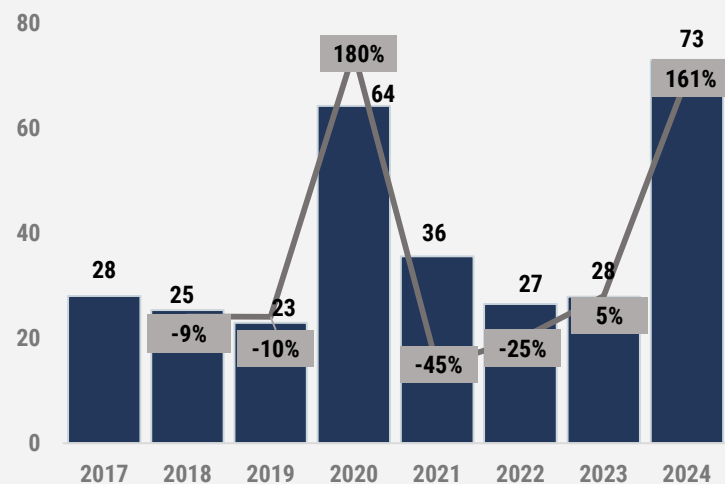
Imports Value of Palm Oil and its Fractions, crude, M\$



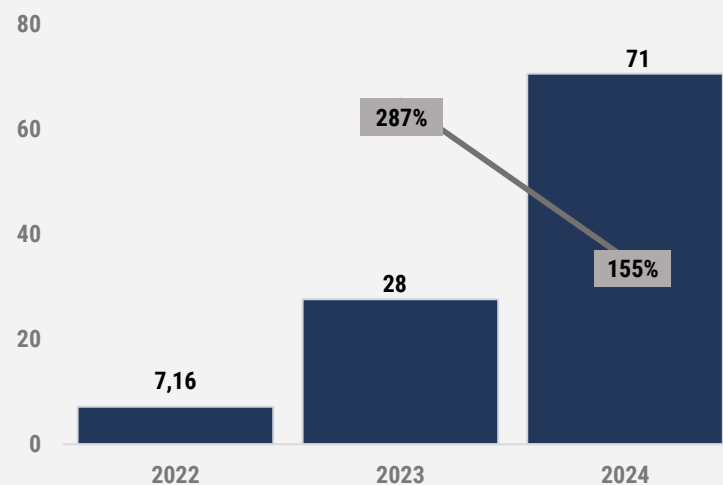
Imports Value of Nickel Ores and Concentrates, M\$



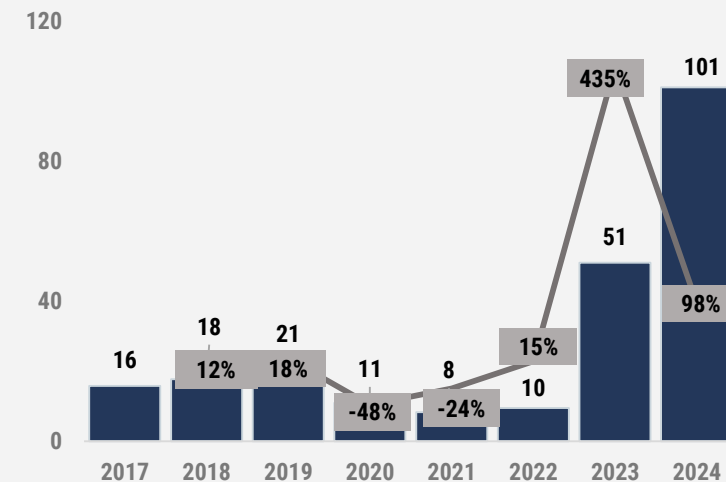
Imports Value of Made-up Textile Articles (others), M\$



Imports Value of Goods under HS code 279699, M\$

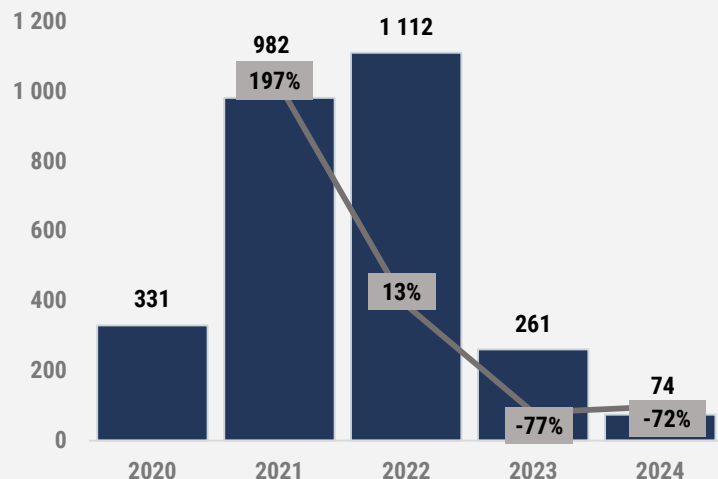


Imports Value of Orange Juice (other than frozen), M\$

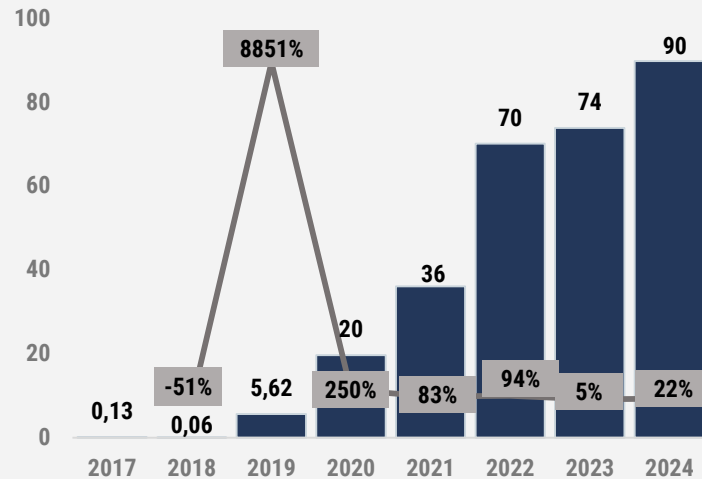


Top-6 Positions with the Highest Increase of Imports in Long-term

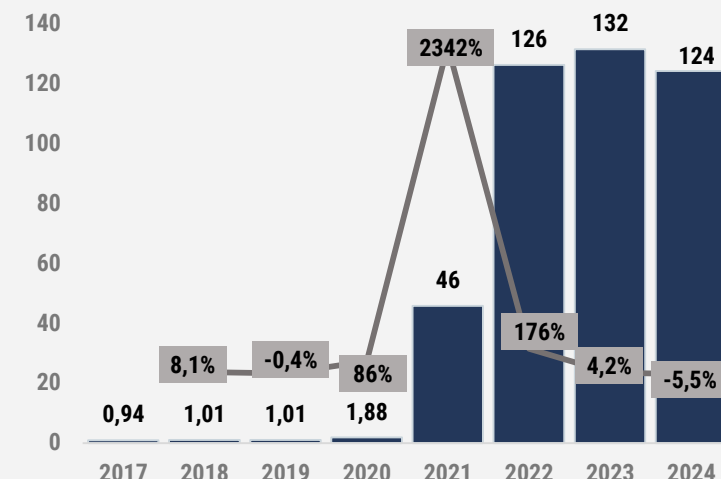
Imports Value of Motor vehicles, with both compression-ignition piston engine and electric motor, not charged by plugging, M\$



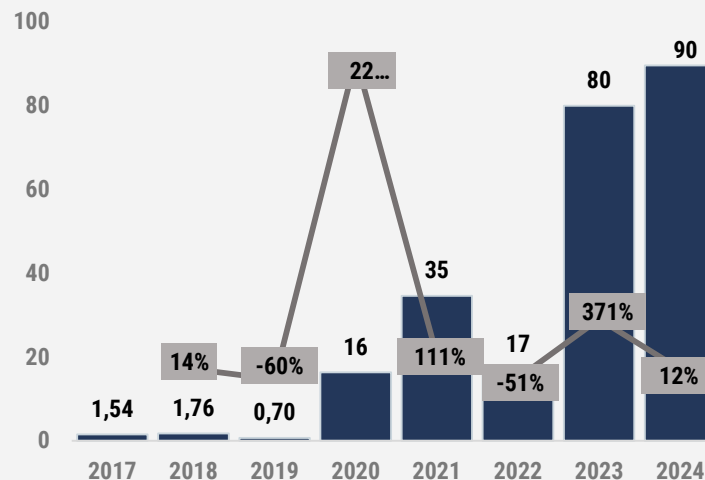
Imports Value of Reception Apparatus for Television, M\$



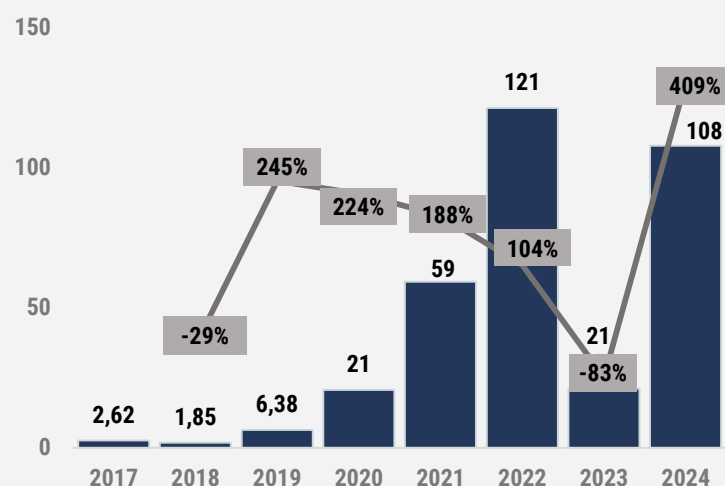
Imports Value of Other Monitors capable of directly connecting to and designed for use with machines of heading 8471, M\$



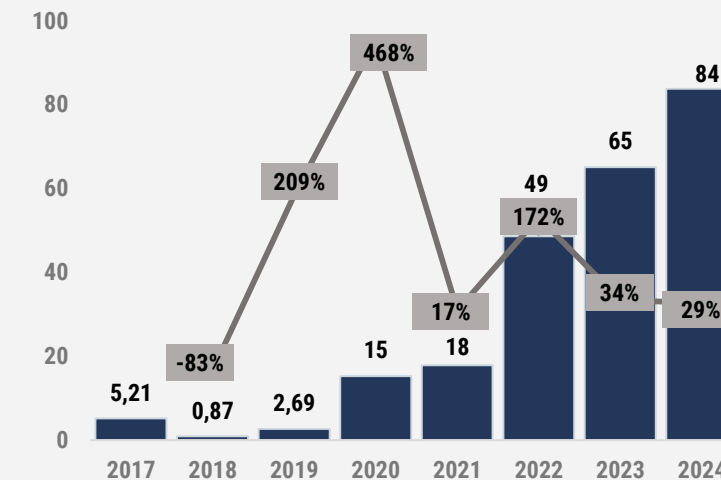
Imports Value of Wire of Refined Copper, with dimension over 6 mm, M\$



Imports Value of Palm Oil and its Fractions, crude, M\$



Imports Value of Fertilizers with nitrogen, phosphorus, potassium, M\$



Most Declining Import Positions Within Rising Champion Value Segment

Out of the Rising Champion Value Segment, **Diamonds (unsorted)**, **Granite (crude or roughly trimmed)**, **Grapefruit (fresh or dried)** have demonstrated a downward trend in import value across all periods analyzed (in 2024 and 2017 – 2024).

Notably, these categories are included to the list of the lowest-ranked import positions within Rising Champion Value Segment.

Goods with highest short-term decrease of imports in 2024

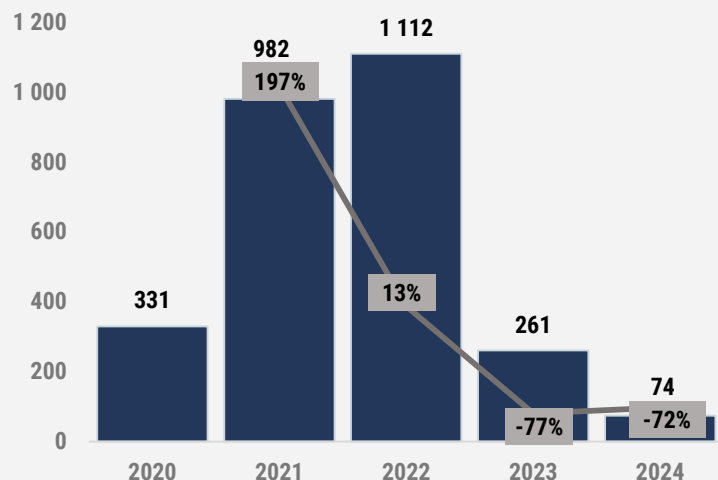
HS Code	Product Description	Imports in 2024, M\$	Growth Rate in 2024 (\$), %
870350	Motor vehicles, with both compression-ignition combustion piston engine and electric motor, not charged by plugging	74.26	-71.57%
381512	Supported catalysts with precious metal or precious metal compounds as the active substance	75.72	-62.13%
260300	Copper ores and concentrates	92.16	-61.18%
721049	Flat-rolled iron or nonalloy steel products, not corrugated, 600 mm or more wide, plated or coated with zinc other than electrolytically	78.16	-37.71%
710210	Diamonds, unsorted	68.19	-33.86%
721420	Bars and rods of iron or nonalloy steel, hot-worked others, concrete reinforcing	97.94	-32.07%
251611	Granite, crude or roughly trimmed	67.19	-31.86%
080540	Grapefruit, fresh or dried	69.41	-27.76%
711029	Palladium, semi manufactured	127	-25.83%
620433	Women's suit-type jackets and blazers of synthetic fibers, not knitted or crocheted	76.95	-24.99%
640610	Footwear uppers and upper parts, except stiffeners	126	-22.62%
050400	Animal guts, bladders and stomachs (other than fish), whole and pieces thereof, fresh, chilled, frozen	82.69	-20.93%
160413	Sardines, sardinella and brisling or sprats, prepared or preserved, whole or in pieces, but not minced	102	-20.62%
440727	Sapelli, sawn or chipped lengthwise, sliced or peeled	91.62	-20.45%
390120	Polyethylene having a specific gravity of 0.94 or more, in primary forms	69.67	-20.09%

Goods with highest long-term decrease of imports

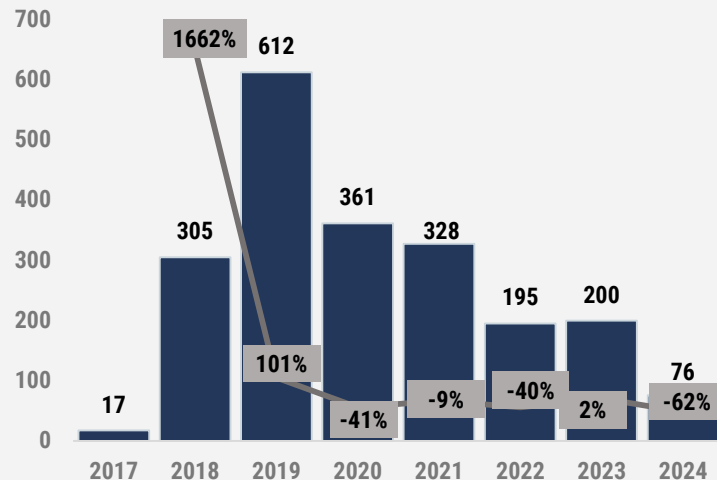
HS Code	Product Description	Imports in 2024, M\$	8Y CAGR, 2017-2024 (\$), %
080540	Grapefruit, fresh or dried	69.41	-6.19%
710210	Diamonds, unsorted	68.19	-5.36%
870829	Parts and accessories of bodies (including cabs) for motor vehicles, others	79.91	-5.25%
080390	Bananas, fresh or dried, other than plantains	135	-4.00%
030617	Shrimps and prawns, frozen, other than cold-water	83.19	-3.45%
251611	Granite, crude or roughly trimmed	67.19	-3.16%
220429	Wine of fresh grapes (other than sparkling wine) and grape must with fermentation prevented, etc. by adding alcohol, containers holding over 10 liters	116	-2.45%
620520	Men's shirts of cotton, not knitted or crocheted	75.05	-2.41%
080522	Clementines, fresh or dried	129	-0.93%
611011	Sweaters, pullovers, sweatshirts, waistcoats (vests), and similar articles knitted or crocheted, of wool	72.58	-0.05%

Top-6 Positions with the Highest **Decrease** of Imports in Short-term

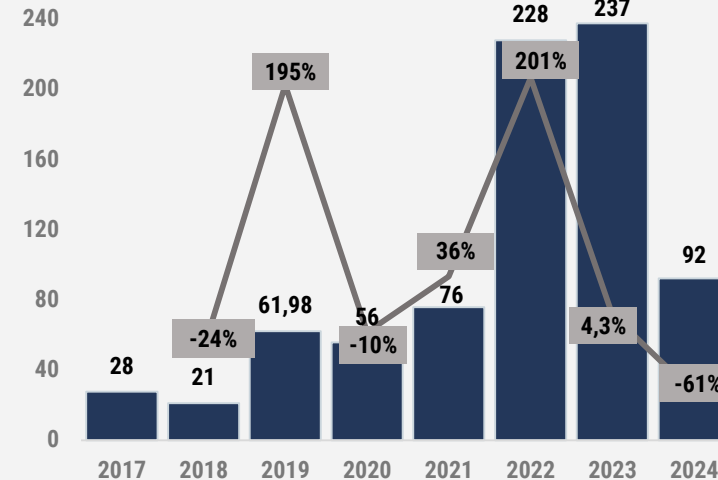
Imports Value of Motor vehicles, with both compression-ignition piston engine and electric motor, not charged by plugging, M\$



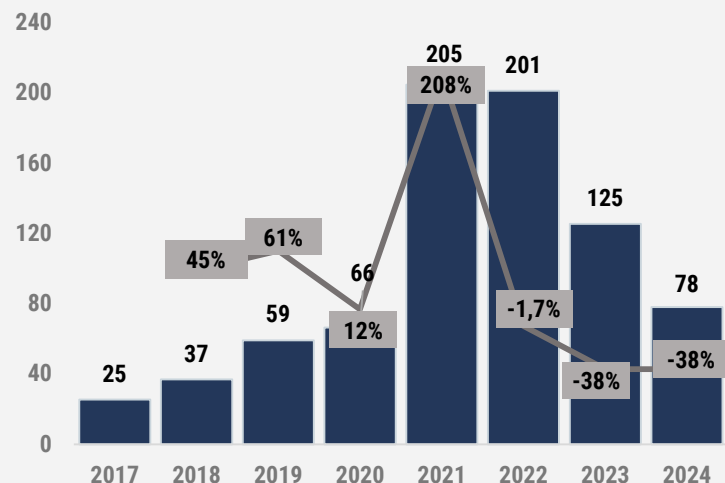
Imports Value of Supported Catalysts with precious metal, M\$



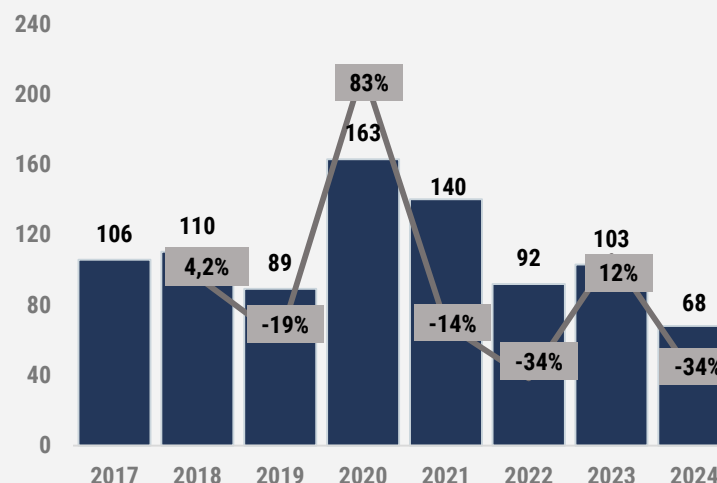
Imports Value of Copper ores and concentrates, M\$



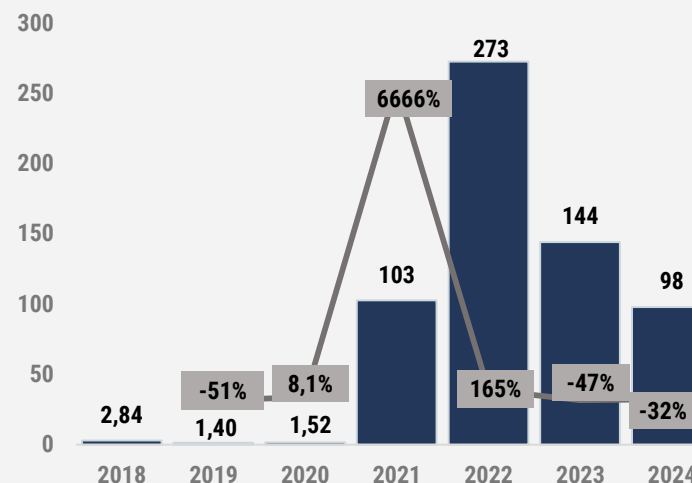
Imports Value of Flat-rolled iron or nonalloy steel products, M\$



Imports Value of Diamonds (unsorted), M\$

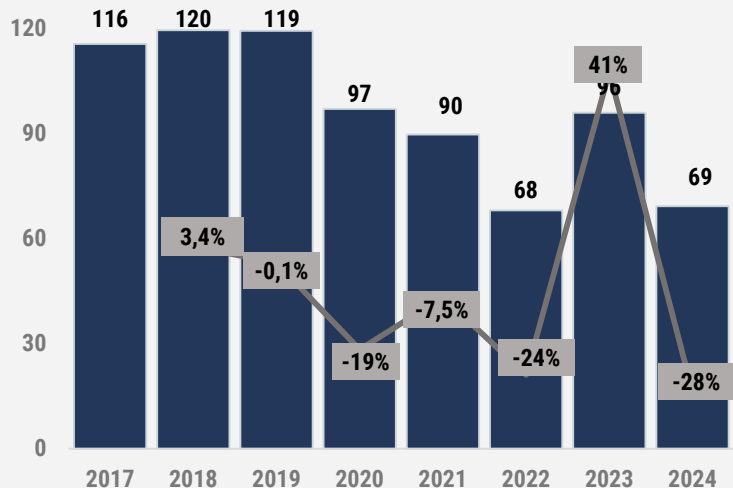


Imports Value of Bars and rods of iron or nonalloy steel, M\$

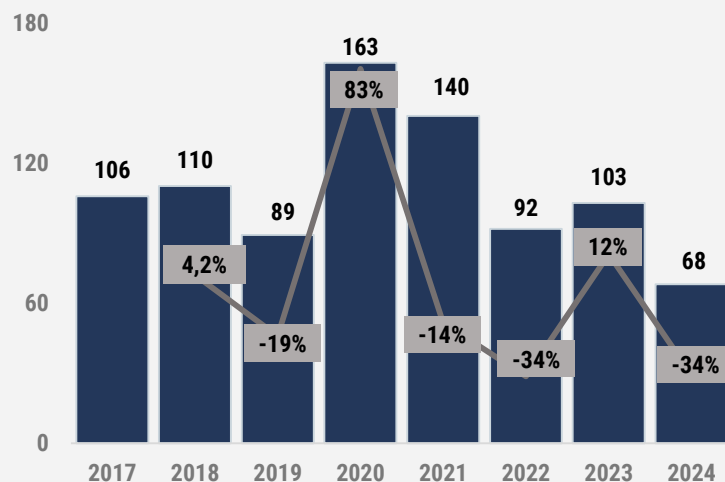


Top-6 Positions with the Highest **Decrease** of Imports in Long-term

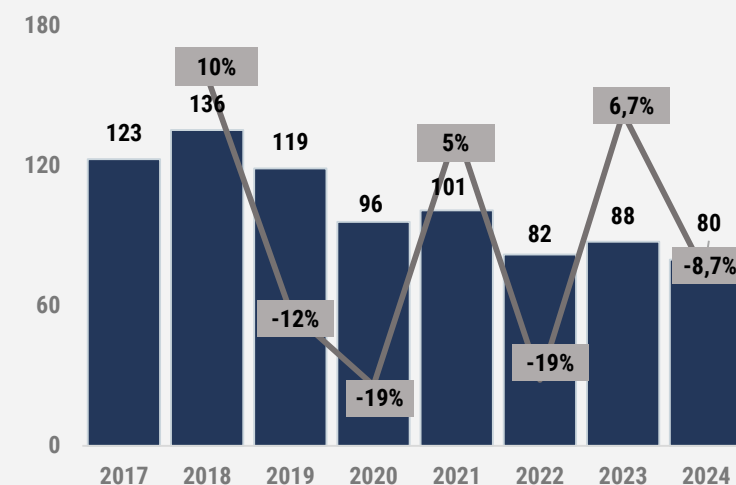
Imports Value of Grapefruit (fresh or dried), M\$



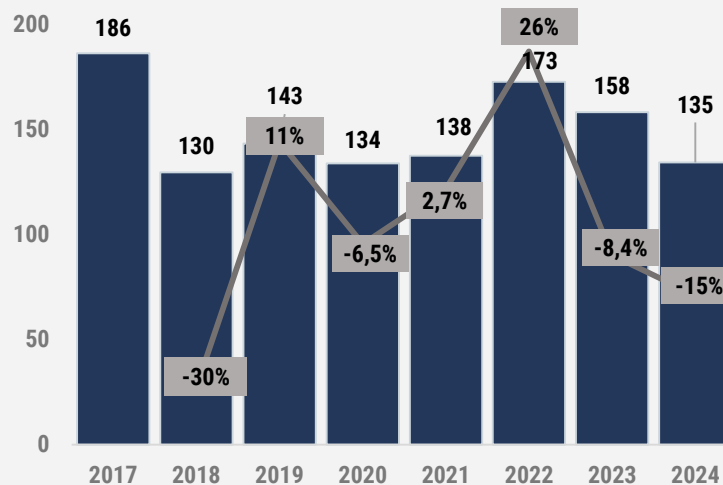
Imports Value of Diamonds (unsorted), M\$



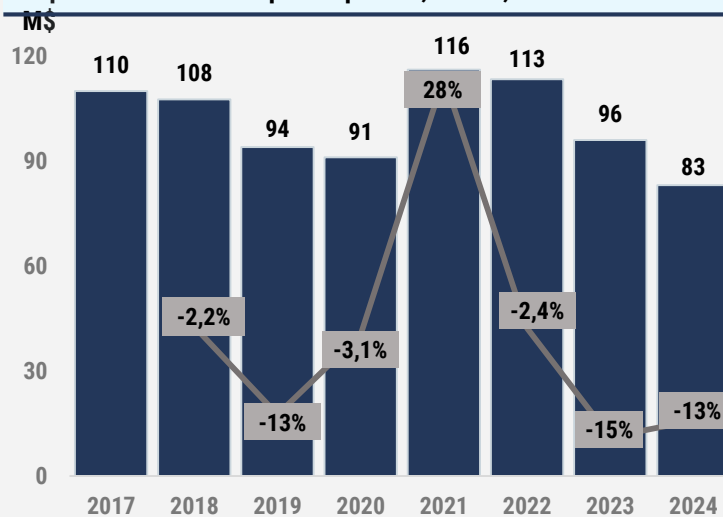
Imports Value of Parts of Bodies for Motor Vehicles (others), M\$



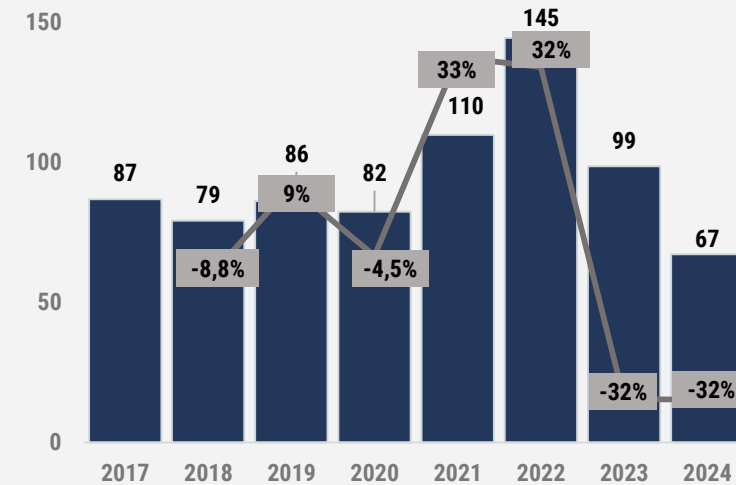
Imports Value of Bananas, fresh or dried, other than plantains, M\$



Imports Value of Shrimps and prawns, frozen, other than cold-water, M\$



Imports Value of Granite, crude or roughly trimmed, M\$



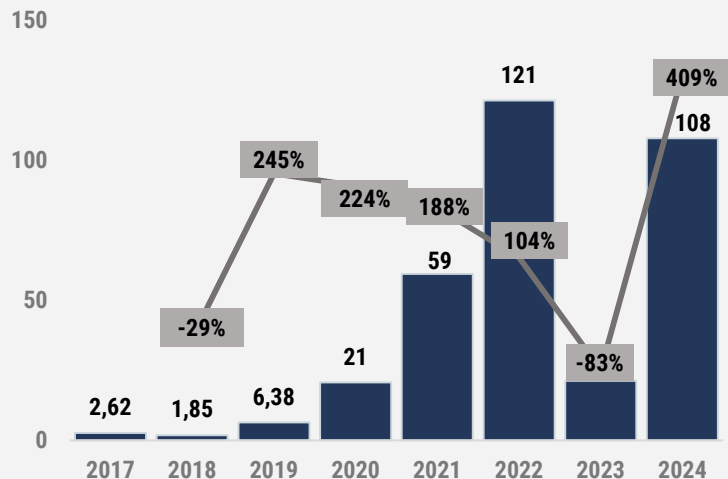
Top-Ranked Import Positions within Rising Champion Value Segment

Categories' Scores for Import Potential Estimation

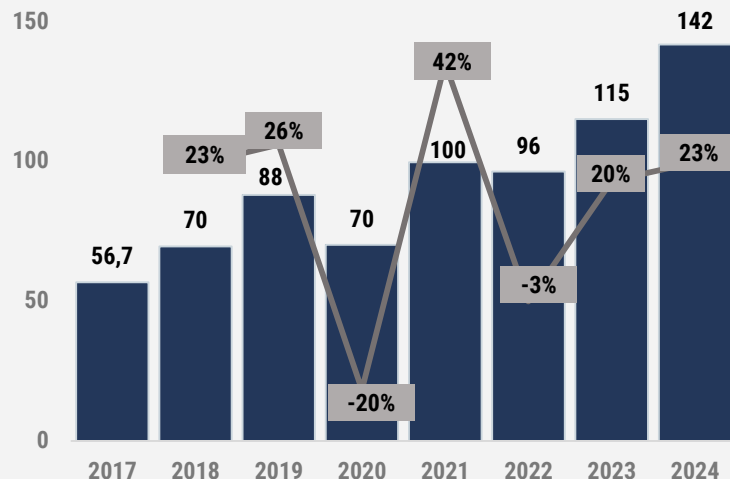
HS Code	Product Description	Imports in 2024, Scores (1-10)	7Y CAGR 2017-2023, Scores (1-10)	Growth Rate in 2024, Scores (1-10)	Total Quantity of Scores
151110	Palm oil and its fractions, crude, not chemically modified	6	7	10	23
120740	Sesame seeds	10	6	6	22
392690	Articles of plastics, others	10	6	5	21
720310	Ferrous products obtained by direct reduction of iron ore	9	6	6	21
720110	Nonalloy pig iron containing 0.5% (wt.) or less phosphorus, in primary forms	9	6	5	20
071420	Sweet potatoes, fresh or dried, whether or not sliced or in the form of pellets	8	7	5	20
854460	Insulated electric conductors, for a voltage exceeding 1,000 v	7	7	5	19
852852	Other monitors capable of directly connecting to and designed for use with machines of heading 8471	8	10	1	19
852871	Reception apparatus for television, not designed to incorporate a video display or screen	3	10	5	18
740811	Wire of refined copper, with a maximum cross sectional dimension over 6 mm (.23 in.)	3	10	5	18
280429	Rare gases, others (other than argon)	5	7	6	18
200919	Orange juice, other than frozen, whether or not sweetened	5	6	7	18
310540	Monoammonium phosphate and mixtures thereof with diammonium phosphate	5	6	7	18
080529	Wilkins and similar citrus hybrids, fresh or dried	5	7	5	17
711029	Palladium, semi manufactured	8	8	1	17

Top-Ranked Import Positions within the Rising Champion Value Segment

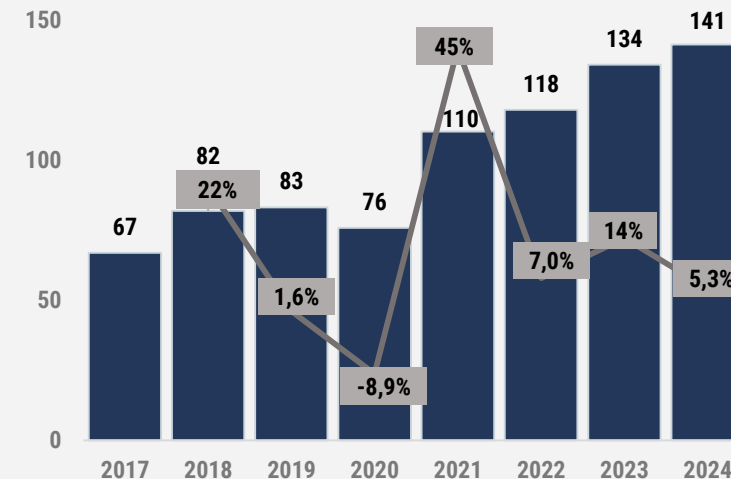
Imports Value of Palm Oil and its Fractions, crude, M\$



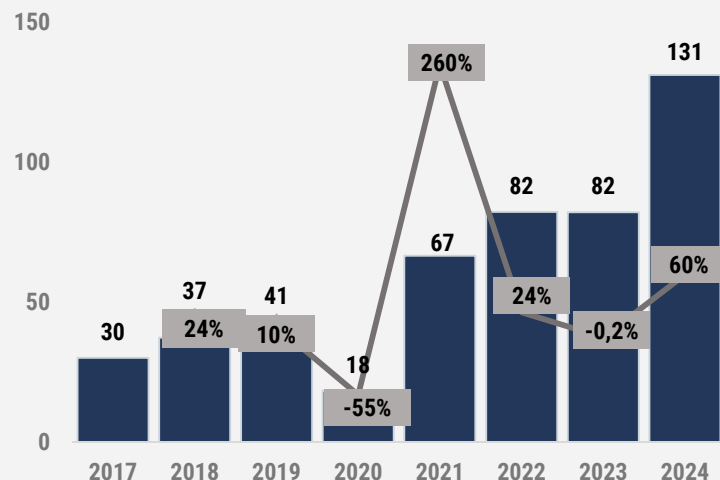
Imports Value of Sesame Seeds, M\$



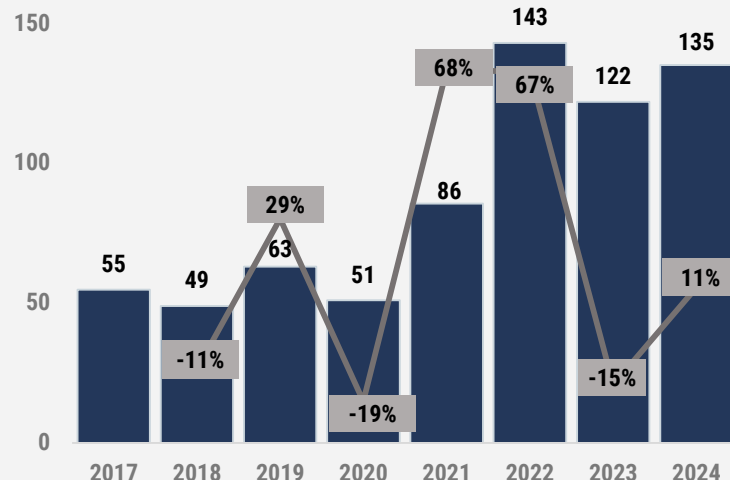
Imports Value of Articles of Plastics (others), M\$



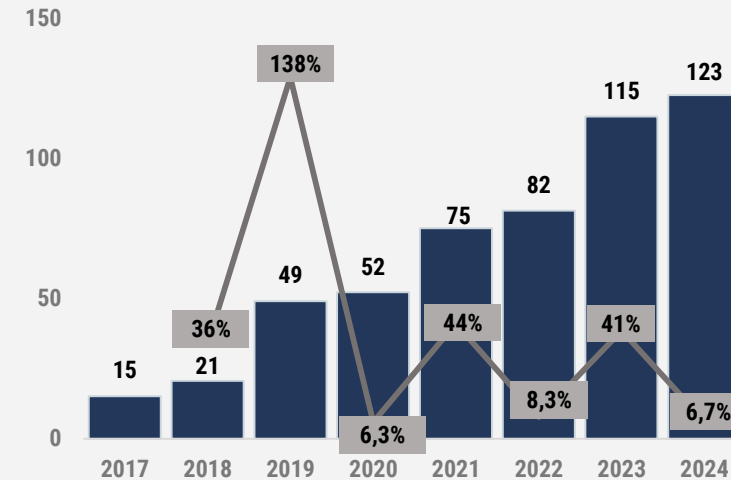
Imports Value of Ferrous Products obtained by reduction of Iron Ore, M\$



Imports Value of Nonalloy Pig Iron, M\$



Imports Value of Sweet Potatoes (fresh or dried), M\$



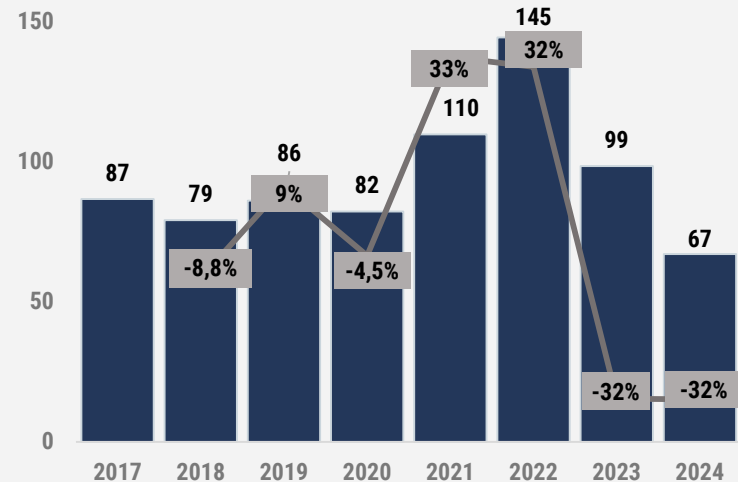
Lowest-Ranked Import Positions within the Rising Champion Value Segment

Categories' Scores for Import Potential Estimation

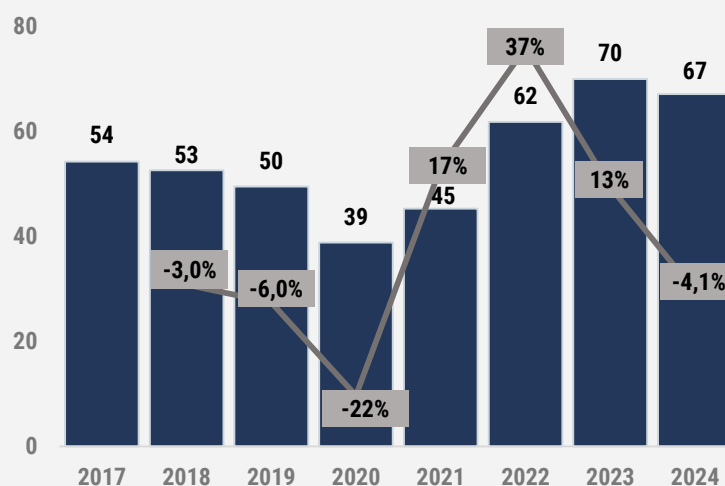
HS Code	Product Description	Imports in 2024, Scores (1-10)	7Y CAGR 2017-2023, Scores (1-10)	Growth Rate in 2024, Scores (1-10)	Total Quantity of Scores
251611	Granite, crude or roughly trimmed	0	0	1	1
611030	Sweaters, pullovers, sweatshirts, vests and similar articles of manmade fibers, knitted or crocheted	0	0	1	1
080940	Plums, prune plums and sloes, fresh	0	0	1	1
710210	Diamonds, unsorted	0	0	1	1
080540	Grapefruit, fresh or dried	0	0	1	1
611011	Sweaters, pullovers, sweatshirts, waistcoats (vests), and similar articles knitted or crocheted, of wool	1	0	1	2
620520	Men's shirts of cotton, not knitted or crocheted	1	0	1	2
390120	Polyethylene having a specific gravity of 0.94 or more, in primary forms	0	1	1	2
870829	Parts and accessories of bodies (including cabs) for motor vehicles, others	2	0	1	3
030617	Shrimps and prawns, frozen, other than cold-water	2	0	1	3
261510	Zirconium ores and concentrates	3	1	1	5
870410	Dumpers (dump trucks) designed for off-highway use	3	1	1	5
392010	Plates, sheets, film, foil and strip of plastics, not self-adhesive, non-cellular, not reinforced or laminated etc., of polymers of ethylene	0	0	5	5
721420	Bars and rods of iron or nonalloy steel, hot-worked others, concrete reinforcing	4	0	1	5
440727	Sapelli, sawn or chipped lengthwise, sliced or peeled	3	1	1	5

Lowest-Ranked Import Positions within the Rising Champion Value Segment

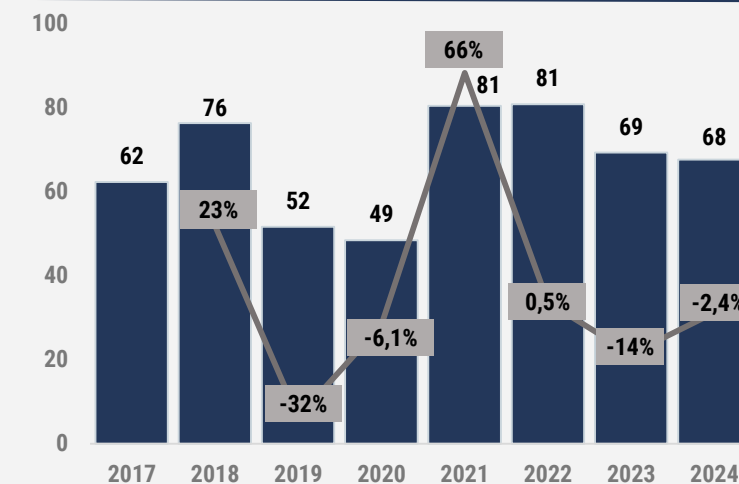
Imports Value of Granite, crude or roughly trimmed, M\$



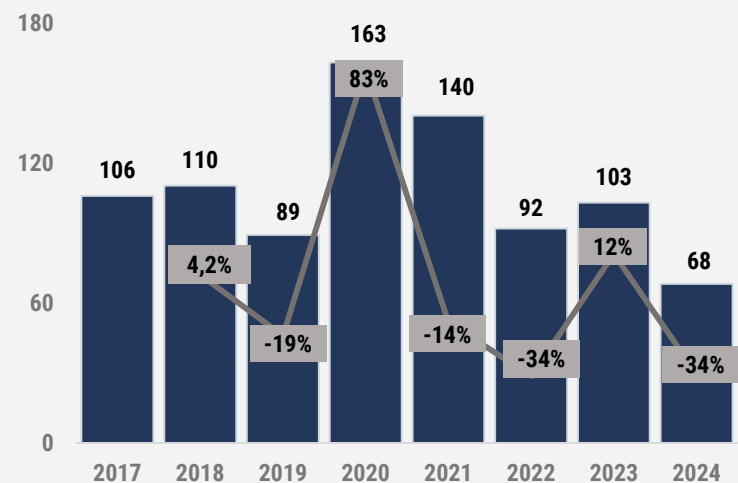
Imports Value of Sweaters of Manmade Fibers, knitted, M\$



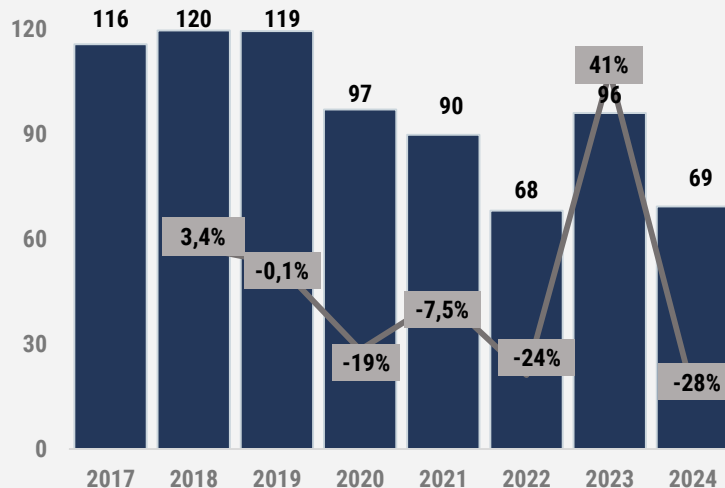
Imports Value of Plums, Prune Plums and Sloes, fresh, M\$



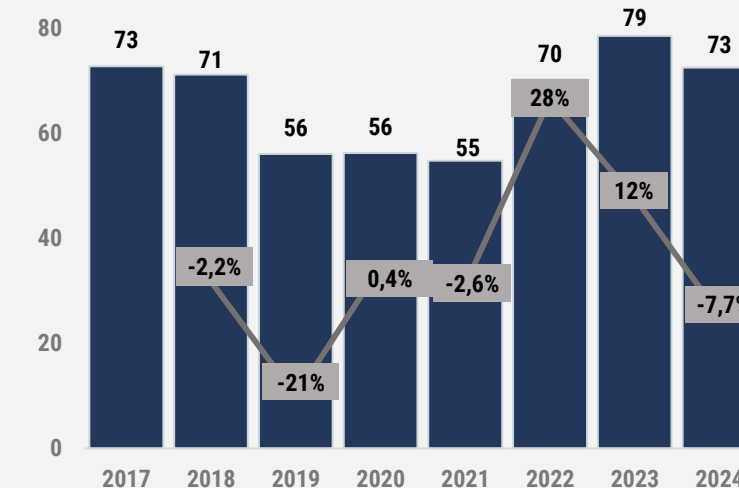
Imports Value of Diamonds (unsorted), M\$



Imports Value of Grapefruit, fresh or dried, M\$



Imports Value of Sweaters of Wool, knitted, M\$



Conclusions

Most Promising Import Positions from African Countries to the EU market across Various Product Groups

Among Largest-value trade goods

HS Code	Product Description	Imports Value in 2024, M\$	7Y CAGR 2017-2023 (\$),%	Growth Rate in 2024 (\$), %
870321	Passenger motor vehicles with spark-ignition reciprocating piston engine, <1,000 cc	3 917	31.08%	27.64%
270900	Petroleum oils and oils from bituminous minerals, crude	38 979	10.37%	-17.60%
710813	Gold, nonmonetary, semi manufactured forms others	6 772	-9.22%	211%
271121	Natural gas, gaseous	9 116	14.85%	-32.14%
180100	Cocoa beans, whole or broken, raw or roasted	5 725	-0.98%	89.15%
271019	Petroleum oils, oils from bituminous minerals (other than crude)	2 284	9.41%	57.23%

Among Rising Champion value trade goods

HS Code	Product Description	Imports Value in 2024, M\$	7Y CAGR 2017-2023 (\$),%	Growth Rate in 2024 (\$), %
151110	Palm oil and its fractions, crude	108	34.80%	409%
120740	Sesame seeds	142	10.64%	23.12%
392690	Articles of plastics, others	141	10.43%	5.34%
720310	Ferrous products obtained by direct reduction of iron ore	131	15.42%	59.73%
720110	Nonalloy pig iron containing 0.5% or less phosphorus, in primary forms	135	12.10%	10.79%
071420	Sweet potatoes, fresh or dried	123	33.53%	6.73%
854460	Insulated electric conductors, for a voltage exceeding 1,000 v	118	25.07%	17.95%
852852	Other monitors capable of directly connecting to and designed for use with machines of heading 8471	124	103%	-5.48%

Among Champion-value trade goods

HS Code	Product Description	Imports Value in 2024, M\$	7Y CAGR 2017-2023 (\$),%	Growth Rate in 2024 (\$), %
710812	Gold, nonmonetary, unwrought others (other than powder)	811	18.70%	45.22%
870340	Motor vehicles, with both spark-ignition combust and electric motor, other than those charges by plugging to electric power	249	148%	100%
080440	Avocados, fresh or dried	672	18.79%	27.01%
854449	Insulated electric conductors, for a voltage not exceeding 80 v	506	18.05%	17.05%
081020	Raspberries, blackberries, mulberries and loganberries, fresh	411	29.78%	39.89%
081040	Cranberries, blueberries and other fruits of the genus vaccinium, fresh	431	21.59%	26.42%
400122	Technically specified natural rubber in primary forms or in plates	668	4.50%	33.72%
711292	Waste and scrap of platinum, including metal clad with platinum	460	25.97%	3.03%

CONTACTS & FEEDBACK

Connect with us

EXPORT HUNTER, UAB

Konstitucijos pr.15-69A, Vilnius,
Lithuania

info@gtaic.ai

Follow us: 