

2025

{GTAIC}
GLOBAL TRADE ALGORITHMIC INTELLIGENCE CENTER



European Wooden Product Markets: Trends in trade

Identifying anomalously rising and falling product markets in the short-term and long-term

Contents of the Report

1. GTAIC.AI Introduction	3
2. Scope of the Research	7
3. Executive Summary	13
4. Snapshot of Global Wood Products Market	22
5. Importers of Wood Products	35
Largest Product Markets	36
Large Product Markets	51
Emerging Product Markets	73
Niche Product Markets	99
Fastest Growing Product Markets in 2025	123
6. Competitors in Wood Product Markets	125
Leading Product Suppliers	126
Large Product Suppliers	130
7. Conclusions	140
8. Annex	144
9. Contacts & Feedback	165

1 GTAIC.AI Introduction

GTAIC.AI IS A TOOL FOR DETECTING OF ANOMALIES IN GLOBAL TRADE IN GOODS

The idea of gtaic.ai – to extract valuable monetizable information on international trade out of big data

BIG DATA

40 Tb

EXTRACTING DATA FROM DATABASE



Volume of data: up to 1 million datapoints = 100 countries multiplied by 72 months multiplied by min 100 datapoints related to different data categories

DATA VERIFICATION



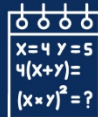
testing these data for omissions, irrational and flawed data

DETECTION OF ANOMALIES



extracting the most valuable pieces of information upon calculations based on pre-designed algorithms aimed at comparing of one country to another across dozens of parameters aspects

CALCULATION



mathematical and statistical calculations

ML PROCESSING



using ML instruments, streamlining and preparing these data

ANSWERING AND VISUALIZING



visualizing the data and bringing the most important answers to the user with detailed 160 pages report that the user can check all background info and data sources behind the answer

How we do it

- GTAIC.AI FOCUSES SPECIFICALLY ON A NARROW DATA SEGMENT: INTERNATIONAL TRADE IN GOODS;
- GTAIC.AI AIMS TO DETECT SUCH TRADE ANOMALIES WHICH MAY BRING A SIGNIFICANT VALUE ADDED FOR EXPORTERS AND(OR) IMPORTERS. UNDER VALUE ADDED I MEAN HERE “AN ARBITRAGE TRADE OPPORTUNITY”;
- GTAIC.AI USES THE FRESHEST DATA AVAILABLE TO BE CLOSE TO THE “NOW” AS MUCH AS POSSIBLE;
- GTAIC.AI COVERS ALL TRADED GOODS IN ALL COUNTRIES.

Gtaic.ai: a Tool for Detecting Anomalies in Global Trade

- Gtaic.ai is designed **to extract monetizable insights from global trade big data**. It serves as an “export hunter” tool - akin to “alpha hunters” in global financial markets - targeting trade opportunities and pricing inefficiencies in international goods markets.
- In today’s data-saturated world, the gap between data and actionable information is growing ever wider. While virtually everyone has access to massive volumes of trade data from numerous sources, several persistent challenges remain:
 - **Differentiating credible data from “noise”** or misinformation;
 - Isolating what is truly **valuable** from the overwhelming volume of inputs;
 - Navigating vast data ecosystems to identify **precise, actionable datapoints**;
 - Extracting **a “dry residue” - insight that leads to business value and monetization**.

At gtaic.ai, we define this “dry residue” as Information - not simply Data. Our mission is to build GTAIC.ai as an **Information-as-a-Service (IaaS) platform**, going beyond traditional Data-as-a-Service models.

Gtaic.ai: a Tool for Detecting Anomalies in Global Trade

- Narrow focus: GTAIC.ai concentrates exclusively on ***international trade in goods*** - a defined and high-impact domain.
- Anomaly detection: We identify ***market anomalies*** that can create significant added value for exporters and importers, typically in the form of arbitrage opportunities.
- Real-time insight: We ***prioritize the freshest data available***, ensuring decisions are aligned with current market dynamics.
- Comprehensive coverage: The platform spans ***all product categories and all global trade jurisdictions***.

2

Scope of Research

Scope of research

The research evaluates wood product imports using trade data spanning **2017 – beginning of 2025**, covering **26 importers and 57 exporters**.

The list of **importing countries** includes:

Belgium	Finland	Ireland	Norway	Slovakia	United Kingdom
Croatia	Germany	Italy	Poland	Slovenia	
Czechia	Greece	Latvia	Portugal	Spain	
Denmark	Hungary	Lithuania	Romania	Sweden	
Estonia	Iceland	Netherlands	Serbia	Switzerland	

The list of **wood product suppliers**:

Areas, nes	Czechia	Hungary	Luxembourg	Poland	Taiwan
Austria	Denmark	India	Malaysia	Portugal	Türkiye
Belarus	Egypt	Indonesia	Malta	Romania	Ukraine
Belgium	Estonia	Ireland	Metropolitan France	Serbia	United Arab Emirates
Bosnia Herzegovina	Faeroe Isds	Italy	Netherlands	Slovakia	United Kingdom
Bulgaria	Finland	Japan	North Macedonia	Slovenia	United States
China	Gabon	Kazakhstan	Norway	South Africa	Viet Nam
China, Hong Kong SAR	Germany	Kosovo	Other Europe, nes	Spain	
Croatia	Ghana	Latvia	Pakistan	Sweden	
Cyprus	Greece	Lithuania	Philippines	Switzerland	

Scope of research

The list of **24 Selected Wood Articles (HS classification)**:

441811 – Windows, french windows and their frames, of tropical wood

441819 – Windows, french windows and their frames, of wood

(excl. of tropical wood)

441821 – Doors and their frames and thresholds, of tropical wood

441829 – Doors and their frames and thresholds, of wood (excl. of tropical wood)

441830 – Posts and beams, of wood (excl. products of 441881 to 441889)

441850 – Shingles and shakes, of wood

441873 – Assembled flooring panels of bamboo or with at least the top layer (wear layer) of bamboo

441874 – Assembled flooring panels, other, for mosaic floors

441875 – Assembled flooring panels, other, multilayer

441879 – Assembled flooring panels, of wood, others

441881 – Glue-laminated timber 'glulam' (44188100)

441882 – Cross-laminated timber clt or x-lam (44188200)

441883 – I beams, of wood (44188300)

441889 – Engineered structural timber products

441990 – Tableware and kitchenware, of wood, others

940141 – Seats, convertible into beds, of wood (excl. garden seats and camping equipment, and medical, dental or surgical furniture)

940161 – Seats with wooden frames, upholstered, others

940169 – Seats with wooden frames, not upholstered, others

940330 – Wooden furniture (except seats) of a kind used in offices

940340 – Wooden furniture (except seats) of a kind used in the kitchen

940350 – Wooden furniture (except seats) of a kind used in the bedroom

940360 – Wooden furniture, others

940391 – Parts of furniture, of wood, n.e.s. (excl. of seats or medical, surgical, dental or veterinary furniture)

940610 – Prefabricated buildings of wood

Scope of research

- We examined **624 combinations** of products and countries (24 products across 26 markets). We name such combinations as “Product-Markets (e.g. Market of Wooden Doors in Poland).
- We examined **>150 combinations** of largest “**Product-Suppliers**” – countries, exporting a specific product in a particular country (e.g. Lithuania’s Exports of Wooden Windows).
- Data volume processed for generation of this report: **60 thousand of data frames; 1 500 000 data points**.
- The product markets are divided into following segments: **Largest “Product-Markets”** (annual value of shipments of 500 M\$ – 2.3 B\$); **Large “Product-Markets”** (annual value of 50 M\$ – 500 M\$); **Emerging “Product-Markets”** (annual value of 5.0 M\$ – 50 M\$); **Niche “Product-Markets”** (annual value of 500 K\$ – 5.0 M\$).
- We also analyzed **57** suppliers of wood products, categorizing them by annual supply and identifying the most interesting positions: I) **Leading Product Suppliers (annual product supplies exceeding \$400 million)**; II) **Large Product Suppliers (annual supplies between \$50 million and \$400 million)**.

Methodology of anomalies detection

Multiple angles, aggregations and desaggregations across the following datasets:

- ***aggregated imports of 26 countries across each of 24 products***: comparative analysis to detect ***the most promising / risky goods categories for supplies to European market*** as a whole;
- ***624 combinations of “Product-Markets” grouped into 4 “size groups”*** as described above: comparative analysis within each group to detect ***the most promising / risky goods categories for supplies to specific European markets***;
- ***>150 combinations of “Product-Suppliers” grouped into 2 “size groups”***: comparative analysis to detect the ***most competitive and successful suppliers-winners*** (and losers) within each group;
- A closer look at ***the most promising Product-Markets incl recent data for 1Q 2025***: look at competition, price development, growth / decline pattern.

Methodology of anomalies detecting

- **Key parameters** to build judgement about the most promising / most risky “Product-Markets” and “Product-Suppliers”:
 - **Absolute size in \$-terms** of the “Product-Market”;
 - **CAGR of “Product-Market” over 2017-2023 in %** (long-term growth potential),
 - **Yearly growth Rate of Product-Market in 2024 in %** compared to 2023 (short-term growth potential);
 - **YoY growth rate of Product-Market in the first months of 2025 in %** compared to the same period a year ago (current developments).

The same parameters applied to “Product-Suppliers”.

- At the end of each section devoted to the groups, we **ranked** “Product-Markets” or “Product-Suppliers” based on the indicators described above. All indicators were assigned an equal weight **on a 10-point scale**, and the total score was calculated as the sum of these three values. **The highest-scoring product markets are considered the most promising**, while those with the lowest scores are identified as the most risky.

3

Executive Summary

Summary

Over the long term (2017–2024), the compounded annual growth rate (CAGR) of Wood Product Group has been +5.52%, with the most notable surge occurring in 2022, when imports of these products rose by nearly 29% year-on-year.

Post-2022, the market experienced a downturn: imports declined from \$40.96 billion in 2022 to \$36.12 billion in 2024. Based on available import data from some of the countries under consideration, a recovery is anticipated on the wooden products market in 2025 - barring the materialization of geopolitical risks.

The most promising wooden goods* for export to the considered European markets include 1) **Wooden furniture, others; 2) Seats with wooden frames, upholstered, others; and 3) Wooden furniture (except seats) of a kind used in the bedroom; 4) Wooden furniture (except seats) of a kind used in the kitchen; 5) Tableware and kitchenware, of wood, others; 6) Seats with wooden frames, not upholstered, others.

In 2024, European product markets experienced a notable increase in imports of Windows, french windows, their frames, of tropical wood (+44% compared to the previous year), and Assembled flooring panels of bamboo or with at least the top layer (wear layer) of bamboo (+11%).

In long-term (2017-2024), the European markets for Tableware and kitchenware, of wood (others) and Wooden Furniture (used in the kitchen) demonstrated sustained growth, with compound annual growth rates (CAGR) of 4.79% and 4.53%, respectively.

* We ranked the import positions based on three key indicators: Imports Value in 2024, CAGR over eight years (2017-2024) as indicator of a long-term growth trend, and y-o-y Growth Rate in 2024 as indicator of short-term performance.

** The position of Wooden furniture (others) excludes office, kitchen, bedroom, or seat furniture. Wooden furniture (others) ranked as the leading import category, with imports totaling \$10.19 billion in 2024 – representing nearly 30% of total wooden product imports across European countries that year.

High-Potential Markets for Wooden Product Categories

Wooden Furniture, Others (HS Code: 940360)

Importing Country	Imports Value in 2024, M\$	Growth Rate in 2024 (\$), %	8Y CAGR 2017-2024 (\$),%
Serbia	37,04	25,65%	6,77%
Germany	2 262	1,71%	1,33%
United Kingdom	1 727	5,75%	-0,66%

Seats With Wooden Frames, Upholstered, Others (HS Code: 940161)

Importing Country	Imports Value in 2024, M\$	Growth Rate in 2024 (\$), %	8Y CAGR 2017-2024 (\$),%
United Kingdom	1 348	7,10%	4,00%
Spain	225	33,09%	6,08%
Greece	37,4	31,48%	9,49%

Wooden Furniture Of A Kind Used In The Bedroom(HS Code: 940350)

Importing Country	Imports Value in 2024, M\$	Growth Rate in 2024 (\$), %	8Y CAGR 2017-2024 (\$),%
Serbia	15,6	25,98%	10,16%
Romania	120	14,74%	14,79%
Ireland	63,6	17,14%	7,17%

Parts of wood furniture (excl. of seats or medical furniture, HS Code: 940391) Wooden Furniture Of A Kind Used In The Kitchen (HS Code: 940340)

Importing Country	Imports Value in 2024, M\$	Growth Rate in 2024 (\$), %	3Y CAGR 2022-2024 (\$),%
Romania	33,4	6,80%	-0,85%
Croatia	16,3	10,90%	11,78%
Netherlands	198	4,59%	2,66%

Importing Country	Imports Value in 2024, M\$	Growth Rate in 2024 (\$), %	8Y CAGR 2017-2024 (\$),%
Netherlands	590	-4,56%	5,87%
Slovenia	62,8	28,55%	9,40%
United Kingdom	338	-5,74%	9,03%

French windows and their frames(excl. of tropical wood) (HS Code: 441819)

Importing Country	Imports Value in 2024, M\$	Growth Rate in 2024 (\$), %	3Y CAGR 2022-2024 (\$),%
United Kingdom	301	-1,15%	0,36%
Ireland	56,7	19,91%	8,15%
Germany	348	-9,56%	-3,03%

Doors and their frames, of wood (excl. of tropical wood) (HS Code: 441829)

Importing Country	Imports Value in 2024, M\$	Growth Rate in 2024 (\$), %	3Y CAGR 2022-2024 (\$),%
United Kingdom	291	4,35%	-5,78%
Ireland	41,2	33,58%	19,65%
Spain	14,2	40,26%	20,32%

Assembled Flooring Panels, Other, Multilayer (HS Code:441875)

Importing Country	Imports Value in 2024, M\$	Growth Rate in 2024 (\$), %	8Y CAGR 2017-2024 (\$),%
Portugal	12,4	45,94%	17,43%
Serbia	12,1	17,36%	30,87%
Germany	336	12,77%	-0,46%

Seats With Wooden Frames, Not Upholstered, Others (HS Code: 940169)

Importing Country	Imports Value in 2024, M\$	Growth Rate in 2024 (\$), %	8Y CAGR 2017-2024 (\$),%
Denmark	70,0	21,37%	9,63%
Greece	27,03	16,20%	11,26%
Germany	195	-7,17%	-1,09%

Prefabricated Buildings Of Wood (HS Code: 940610)

Importing Country	Imports Value in 2024, M\$	Growth Rate in 2024 (\$), %	8Y CAGR 2017-2024 (\$),%
Ireland	56,11	58,66%	63,52%
United Kingdom	135	2,24%	11,58%
Germany	207	-20,36%	0,94%

Wooden Furniture Of A Kind Used In Offices (HS Code: 940330)

Importing Country	Imports Value in 2024, M\$	Growth Rate in 2024 (\$), %	8Y CAGR 2017-2024 (\$),%
Greece	45,8	53,10%	26,89%
United Kingdom	148	5,13%	2,00%
Germany	205	-10,62%	3,38%

French windows and their frames, of tropical wood (HS Code: 441811)

Importing Country	Imports Value in 2024, M\$	Growth Rate in 2024 (\$), %	3Y CAGR 2022-2024 (\$),%
Czechia	0,86	1674%	63,58%
Norway	8,61	414%	-5,72%
Netherlands	27,65	68,86%	-15,13%

High-Potential Markets for Wooden Product Categories

Seats, convertible into beds, of wood (HS Code: 940141)

Importing Country	Imports Value in 2024, M\$	Growth Rate in 2024 (\$), %	3Y CAGR 2022-2024 (\$),%
United Kingdom	71,1	15,47%	11,96%
Denmark	20,6	28,51%	4,36%
Latvia	6,15	16,30%	7,46%

Cross-laminated timber CLT or X-lam (HS Code: 441882)

Importing Country	Imports Value in 2024, M\$	Growth Rate in 2024 (\$), %	3Y CAGR 2022-2024 (\$),%
Italy	42,9	41,04%	14,36%
Germany	62,7	1,56%	8,36%
Croatia	2,99	591%	94,68%

Posts and beams, of wood (HS Code: 441830)

Importing Country	Imports Value in 2024, M\$	Growth Rate in 2024 (\$), %	3Y CAGR 2022-2024 (\$),%
Denmark	20,25	30,67%	19,85%
Estonia	0,09	74,39%	116%
Netherlands	5,58	40,21%	38,75%

Assembled Flooring Panels, Other, For Mosaic Floors (HS Code: 441874)

Importing Country	Imports Value in 2024, M\$	Growth Rate in 2024 (\$), %	8Y CAGR 2017-2024 (\$),%
Germany	16,20	1,03%	5,56%
Iceland	0,03	672%	70,91%
Switzerland	3,33	24,21%	0,88%

Tableware And Kitchenware, Of Wood, Others (HS Code: 441990)

Importing Country	Imports Value in 2024, M\$	Growth Rate in 2024 (\$), %	8Y CAGR 2017-2024 (\$),%
Belgium	18,4	23,38%	9,36%
Germany	82,7	4,56%	3,69%
Ireland	7,97	18,16%	17,83%

Assembled Flooring Panels, Of Wood, Others (HS Code: 441879)

Importing Country	Imports Value in 2024, M\$	Growth Rate in 2024 (\$), %	8Y CAGR 2017-2024 (\$),%
Romania	1,93	125%	14,35%
United Kingdom	38,95	10,45%	-5,61%
Norway	25,30	5,36%	2,38%

Glue-laminated timber glulam (HS Code: 441881)

Importing Country	Imports Value in 2024, M\$	Growth Rate in 2024 (\$), %	3Y CAGR 2022-2024 (\$),%
Switzerland	195	13,10%	5,52%
Ireland	4,87	88,51%	12,93%
Portugal	26,10	58,67%	26,42%

Assembled Flooring Panels Of Bamboo (HS Code: 441873)

Importing Country	Imports Value in 2024, M\$	Growth Rate in 2024 (\$), %	8Y CAGR 2017-2024 (\$),%
Ireland	1,91	98,16%	120%
Croatia	0,36	2 167%	11,32%
Denmark	8,54	4,41%	-8,75%

Doors and their frames and thresholds, of tropical wood (HS Code: 441821)

Importing Country	Imports Value in 2024, M\$	Growth Rate in 2024 (\$), %	3Y CAGR 2022-2024 (\$),%
United Kingdom	128	11,44%	1,24%
Greece	0,42	176%	-3,42%
Sweden	4,96	95,73%	16,05%

Engineered structural timber products (HS Code: 441889)

Importing Country	Imports Value in 2024, M\$	Growth Rate in 2024 (\$), %	3Y CAGR 2022-2024 (\$),%
Finland	1,70	1688%	254%
Netherlands	22,22	-34,89%	-9,06%
Croatia	1,79	151%	30,82%

I beams, of wood (HS Code: 441883)

Importing Country	Imports Value in 2024, M\$	Growth Rate in 2024 (\$), %	3Y CAGR 2022-2024 (\$),%
Iceland	0,03	1 766%	175%
United Kingdom	35,38	3,27%	-4,61%
Greece	2,26	31,82%	72,34%

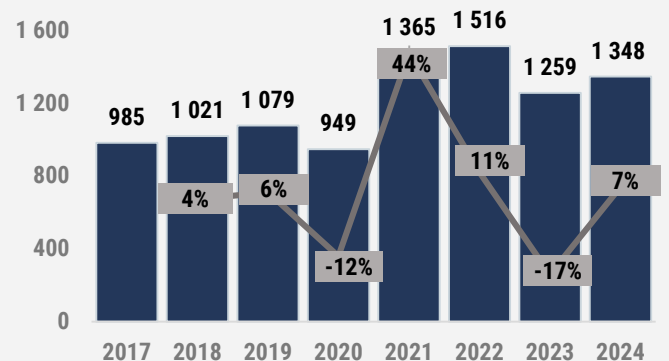
Shingles And Shakes, Of Wood (HS Code: 441850)

Importing Country	Imports Value in 2024, M\$	Growth Rate in 2024 (\$), %	8Y CAGR 2017-2024 (\$),%
Czechia	1,67	127%	70,03%
Portugal	1,81	12 443%	35,56%
Slovakia	0,61	140%	145%

Summary: Most Promising Product Markets

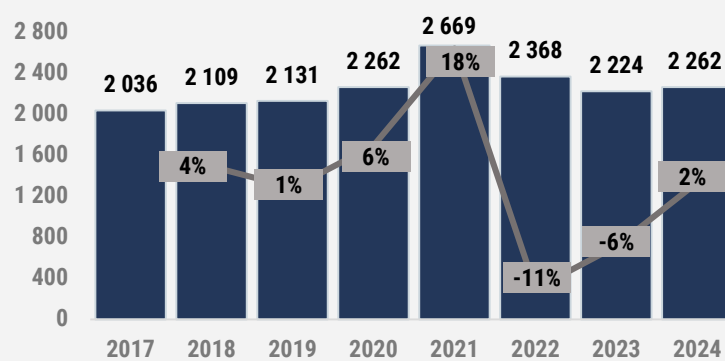
1. Within the Largest “Product-Markets” (annual value of imports of 500 M\$ – 2.3 B\$), the most promising product markets are: 1) the UK market of Seats with wooden frames, upholstered, others; 2) Germany’s market of Wooden furniture, others; 3) **Spanish market of Wooden furniture, others**; 4) the UK market of Wooden furniture, others; 5) the UK market of Wooden furniture (except seats) of a kind used in the bedroom; 6) Germany’s market of Wooden furniture (except seats) of a kind used in the bedroom. Notably, the Spanish market for Wooden furniture (others) showed a growth of 8.27% in 2024, and, in January 2025, this market continued to increase, surging by nearly 54% compared to same period in 2024*

Imports of Seats with wooden frames, upholstered, others in the UK, M\$



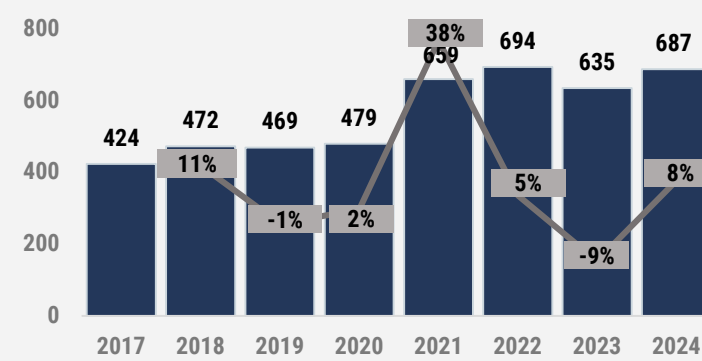
8Y CAGR (2017-2024): **4,00%** GR in 2024: **7,10%**

Imports of Wooden furniture (others) in Germany, M\$



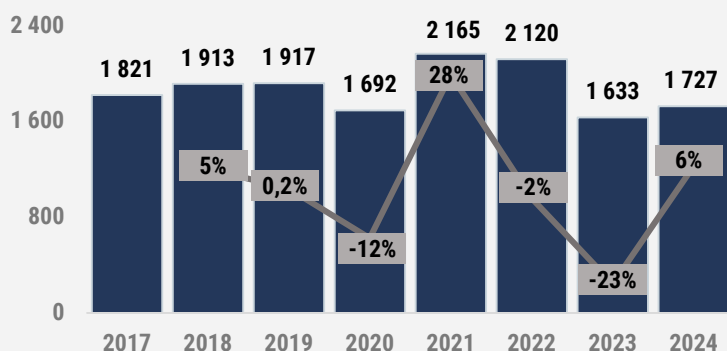
8Y CAGR (2017-2024): **1,33%** GR in 2024: **1,71%**

Imports of Wooden furniture (others) in Spain, M\$



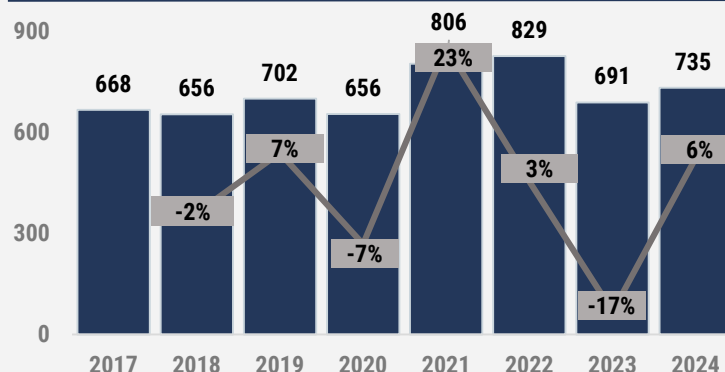
8Y CAGR (2017-2024): **6,23%** GR in 2024: **8,27%** GR in 2025: **53,90%**

Imports of Wooden furniture (others) in the UK, M\$



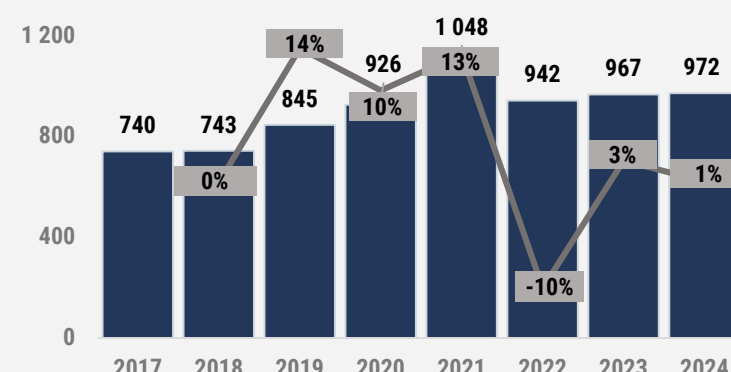
8Y CAGR (2017-2024): **-0,66%** GR in 2024: **5,75%**

Imports of Wooden furniture (used in bedroom) in the UK, M\$



8Y CAGR (2017-2024): **1,19%** GR in 2024: **6,30%**

Imports of Wooden furniture (used in bedroom) in Germany, M\$

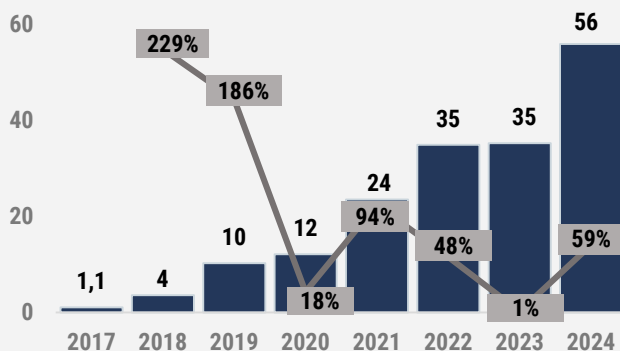


8Y CAGR (2017-2024): **3,46%** GR in 2024: **0,51%**

Summary: Most Promising Product Markets

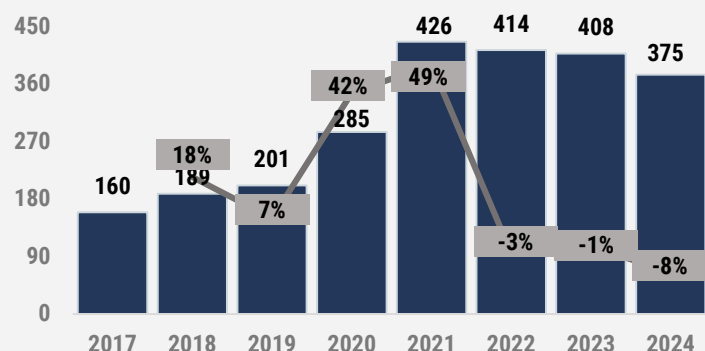
2. Among the Large “Product-Markets” (annual value of imports of 50 M\$ – 500 M\$), the most promising product markets include: 1) Ireland’s market of Prefabricated buildings of wood; 2) Czech market of Wooden furniture, others; 3) the UK market of Wooden furniture (except seats) of a kind used in the kitchen; 4) Belgium market of Wooden furniture, others; 5) Romania’s of Wooden furniture (except seats) of a kind used in the bedroom; 6) Spain’s market of Seats with wooden frames, upholstered, others. **Imports of Wooden furniture (others) in Czechia** decreased by 8% in 2024, and continued to fall by 11% between January and February 2025. In contrast, **imports Value of Seats with wooden frames (upholstered, others) in Spain** grew by 33% in 2024, and surged by nearly 95% in January 2025 compared to the previous year.

Imports of Prefabricated buildings of wood in Ireland, M\$



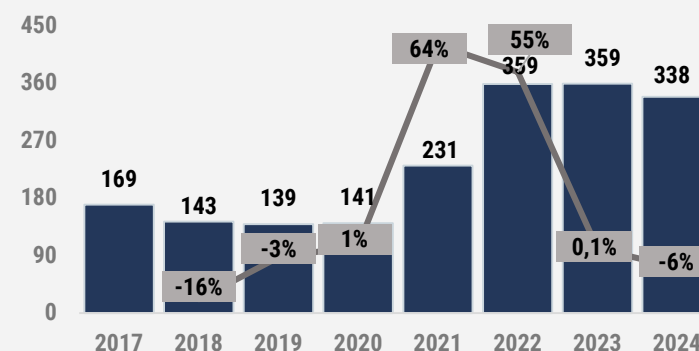
8Y CAGR (2017-2024): **63,52%** GR in 2024: **58,66%**

Imports of Wooden furniture (others) in Czechia, M\$



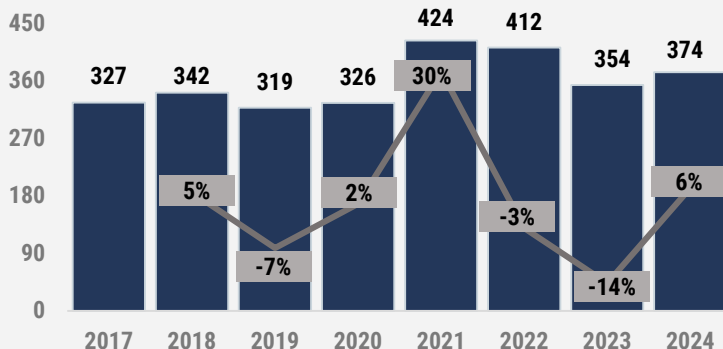
8Y CAGR (2017-2024): **11,26%** GR in 2024: **-8,18%** GR in 2025: **-11,07%**

Imports of Wooden furniture used in the kitchen in the UK, M\$



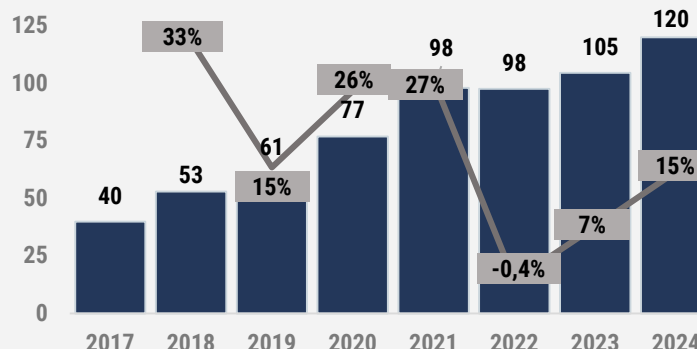
8Y CAGR (2017-2024): **9,03%** GR in 2024: **-5,74%**

Imports of Wooden furniture (others) in Belgium, M\$



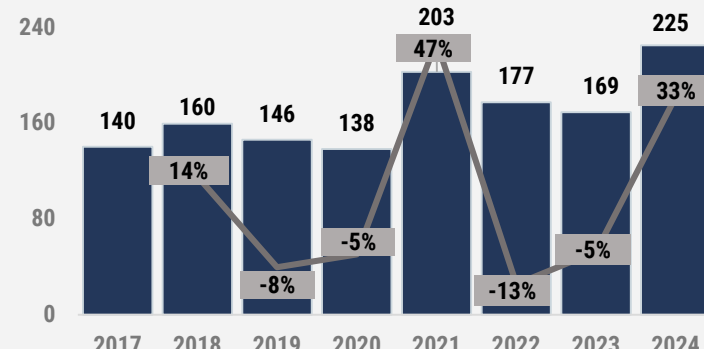
8Y CAGR (2017-2024): **+1.72%** GR in 2024: **5,71%**

Imports of Wooden furniture used in the bedroom in Romania, M\$



8Y CAGR (2017-2024): **14,74%** GR in 2024: **14,74%**

Imports Value of Seats with wooden frames (upholstered, others) in Spain, M\$

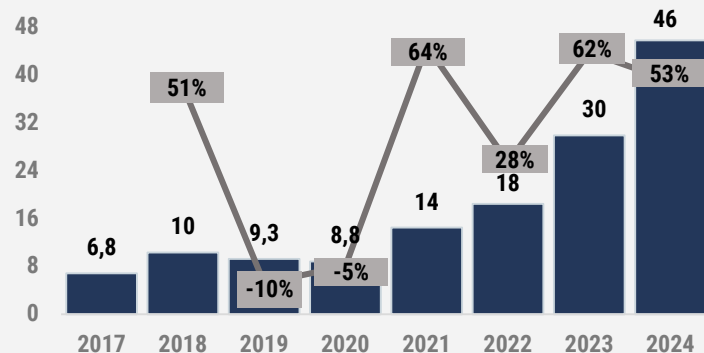


8Y CAGR (2017-2024): **6,08%** GR in 2024: **33,09%** GR in 2025: **94,7%**

Summary: Most Promising Product Markets

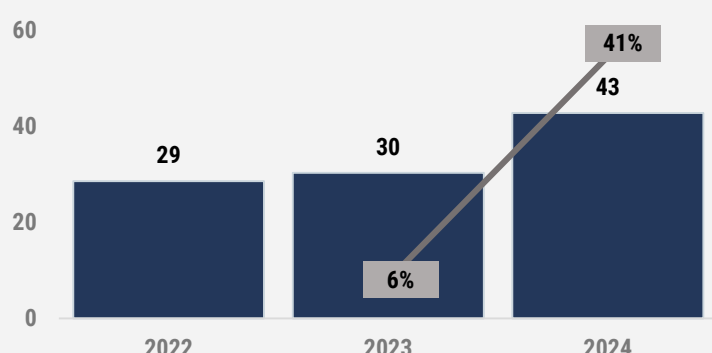
3. In the Emerging “Product-Markets” Segment (annual value of imports of 5.0 M\$ – 50 M\$) the most promising product markets remain: 1) Greece market of Wooden furniture (except seats) of a kind used in offices; 2) Italy’s market of Cross-laminated timber clt or x-lam ; 3) Romania’s market of Wooden furniture (except seats) of a kind used in the kitchen; 4) Ireland’s market of Doors and their frames and thresholds, of wood; 5) Portuguese market of Wooden furniture (except seats) of a kind used in the kitchen; 6) Iceland market of Prefabricated buildings of wood.

Imports of Wooden furniture in offices in Greece, M\$



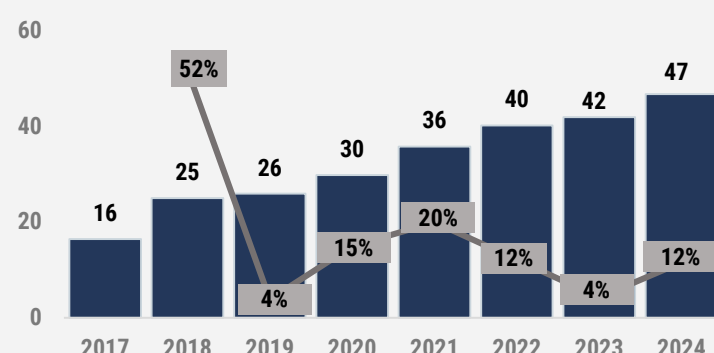
8Y CAGR (2017-2024): **26,89%** GR in 2024: **53,10%**

Imports of Cross-laminated timber clt or x-lam in Italy, M\$



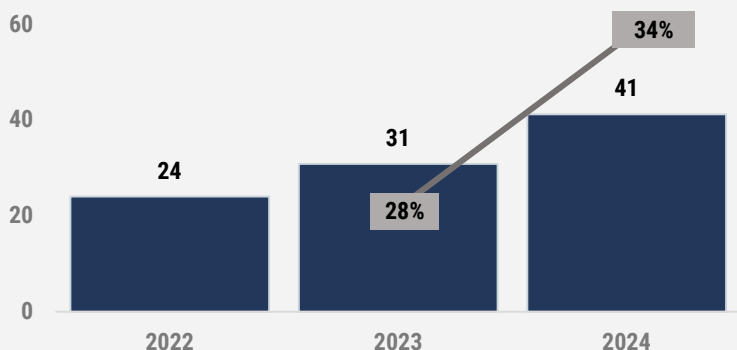
8Y CAGR (2017-2024): **14,36%** GR in 2024: **41,04%**

Imports of Wooden furniture used in the kitchen in Romania, M\$



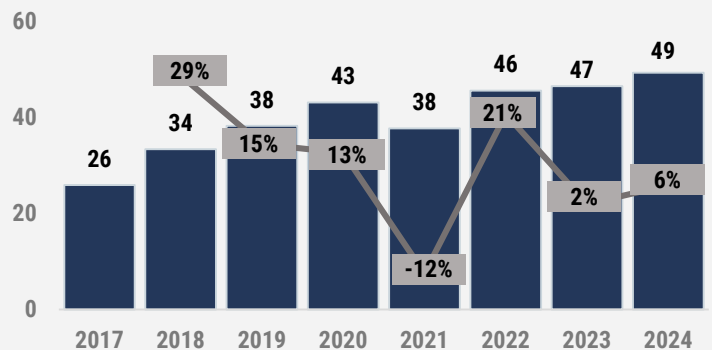
8Y CAGR (2017-2024): **13,92%** GR in 2024: **11,59%**

Imports of Doors and their frames, of wood in Ireland, M\$



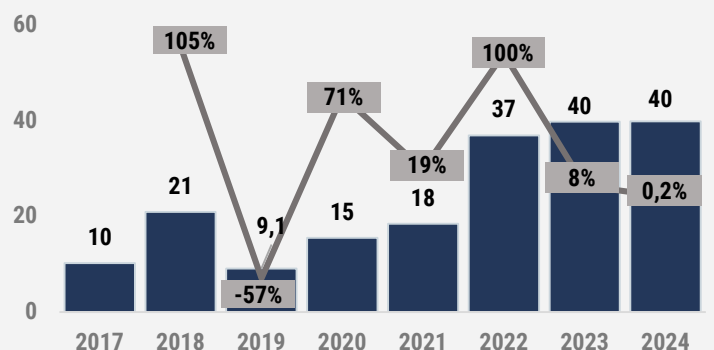
8Y CAGR (2017-2024): **+19.65%** GR in 2024: **33,58%**

Imports of Doors and their frames, of wood in Ireland, M\$



8Y CAGR (2017-2024): **8,38%** GR in 2024: **5,98%**

Imports of Prefabricated buildings of wood in Iceland, M\$

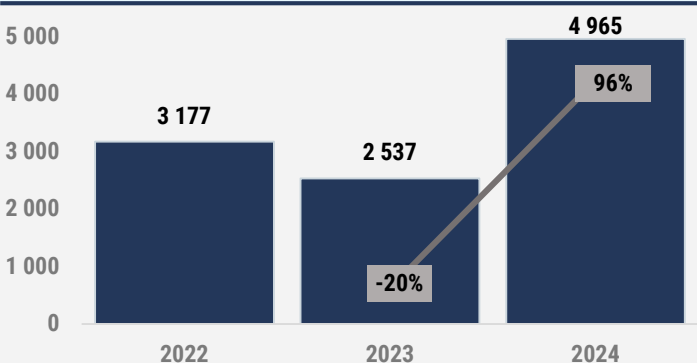


8Y CAGR (2017-2024): **18,57%** GR in 2024: **0,25%**

Summary: Most Promising Product Markets

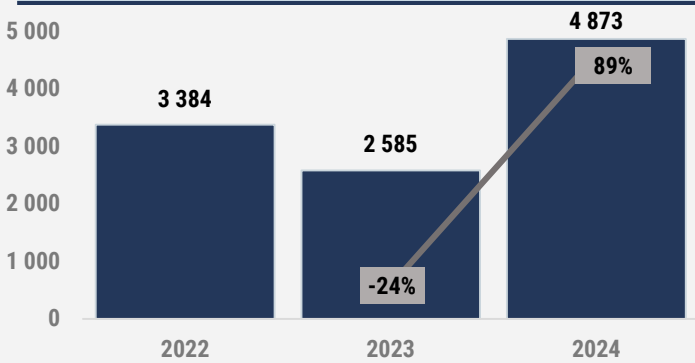
4. In the Niche “Product-Markets” Segment (annual value of imports of 500 K\$ – 5.0 M\$) the most promising product markets are: 1) Swedish market of Doors and their frames and thresholds, of tropical wood; 2) Ireland’s market of Glue-laminated timber 'glulam'; 3) Serbia market of Windows, french windows and their frames, of wood; 4) Finland’s market of Cross-laminated timber clt or x-lam; 5) Portuguese market of Shingles and shakes, of wood; 6) Slovakia’s market of Prefabricated buildings of wood. Remarkably, Slovakia market for Tableware and kitchenware (of wood, others) demonstrated a growth of 4.75% in 2024, and, in January 2025, this market continued to increase, growing by over 5% compared to same period in 2024%

Imports of Doors and their frames, of tropical wood in Sweden, K\$



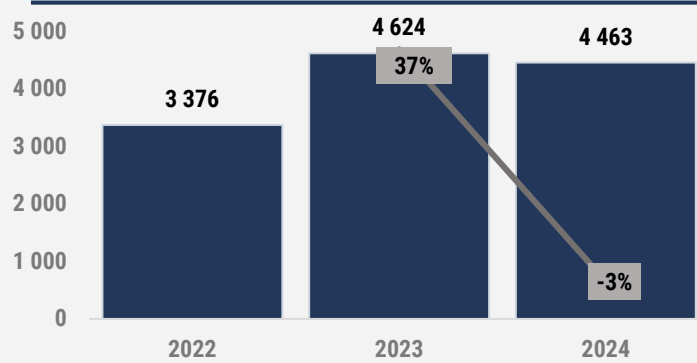
8Y CAGR (2017-2024): **16,05%** GR in 2024: **95,73%**

Imports of Glue-laminated timber 'glulam' in Ireland, K\$



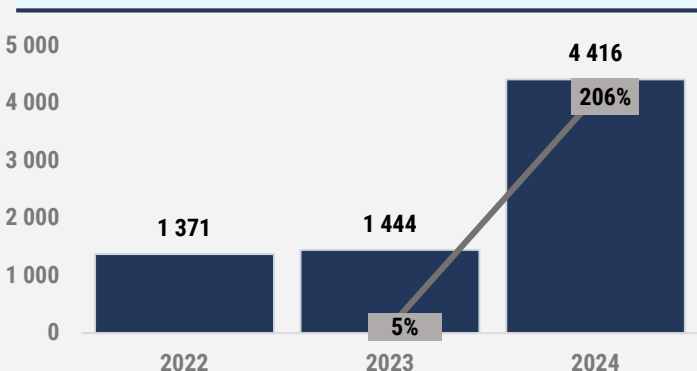
8Y CAGR (2017-2024): **12,93%** GR in 2024: **88,51%**

Imports of Windows, french windows, frames, of wood in Serbia, K\$



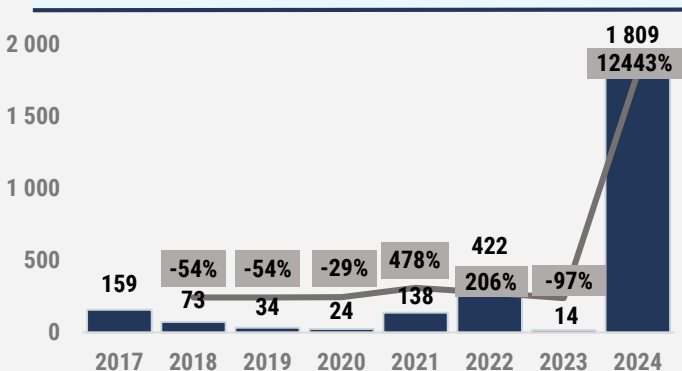
8Y CAGR (2017-2024): **9,68%** GR in 2024: **-3,46%**

Imports of Cross-laminated timber clt or x-lam in Finland, K\$



8Y CAGR (2017-2024): **+47.69%** GR in 2024: **206%**

Imports of Shingles and shakes, of wood in Portugal, K\$



8Y CAGR (2017-2024): **35,56%** GR in 2024: **12443%**

Imports of Tableware and kitchenware (of wood, others) in Slovakia, K\$

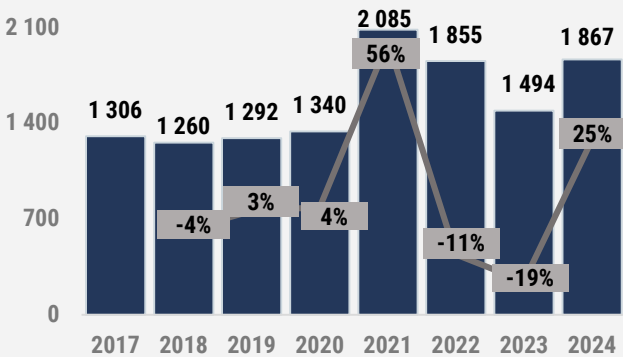


8Y CAGR (2017-2024): **8.65%** GR in 2024: **4,75%** GR in 2025: **5,15%**

Summary: Most Promising Product Suppliers

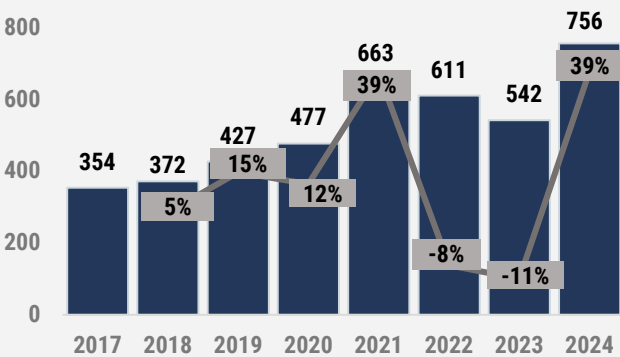
1. Among Leading Wooden Product Suppliers (annual value of shipments of 400 M\$ – 2.2 B\$), the following stand out: 1) China as an exporter of Wooden furniture, others; 2) China as a supplier of Wooden furniture used In the bedroom; 3) China as an exporter of Seats with wooden frames, upholstered, others; 4) Poland as a supplier of Wooden furniture, others; 5) Poland as an exporter of Seats with wooden frames, upholstered, others; 6) Germany as a supplier of Wooden furniture used In the kitchen.

China’s exports of Wooden furniture, others, M\$



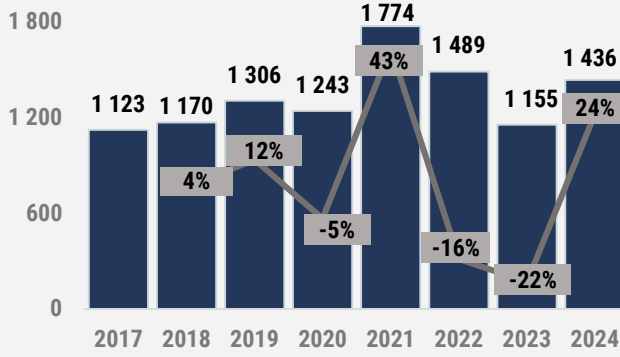
8Y CAGR (2017-2024): **4,56%** GR in 2024: **24,94%**

China’s exports of Wooden furniture used In the bedroom , M\$



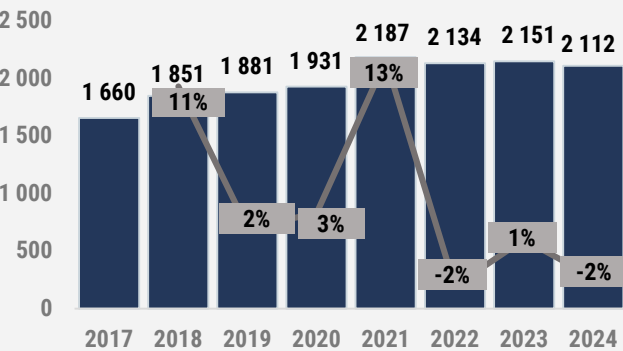
8Y CAGR (2017-2024): **9,93%** GR in 2024: **39,39%**

China’s exports of Seats with wooden frames, upholstered, others, M\$



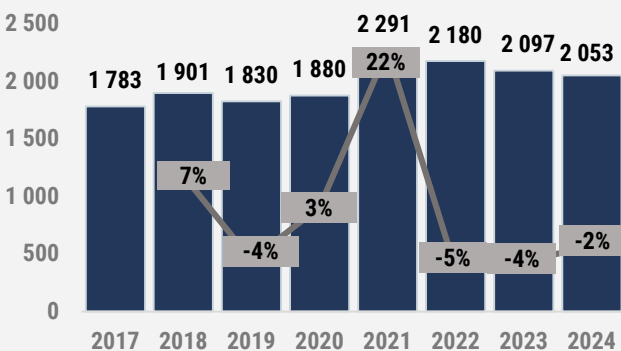
8Y CAGR (2017-2024): **3.12%** GR in 2024: **24,31%**

Poland’s exports of Wooden furniture, others, M\$



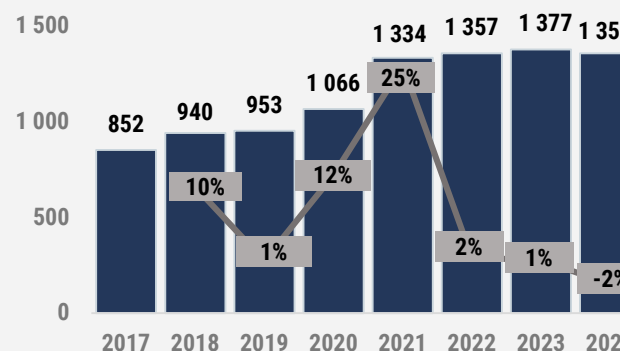
8Y CAGR (2017-2024): **+3.05%** GR in 2024: **-1,84%**

Poland’s exports of Seats with wooden frames, upholstered, others, M\$



8Y CAGR (2017-2024): **+1.78%** GR in 2024: **-2,09%**

Germany’s exports of Wooden furniture used In the kitchen, M\$

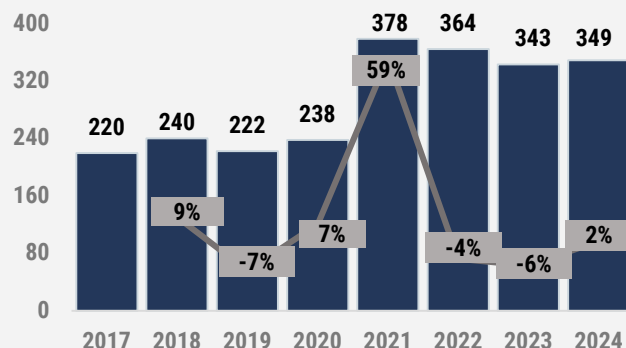


8Y CAGR (2017-2024): **+5.99%** GR in 2024: **-1,52%**

Summary: Most Promising Product Suppliers

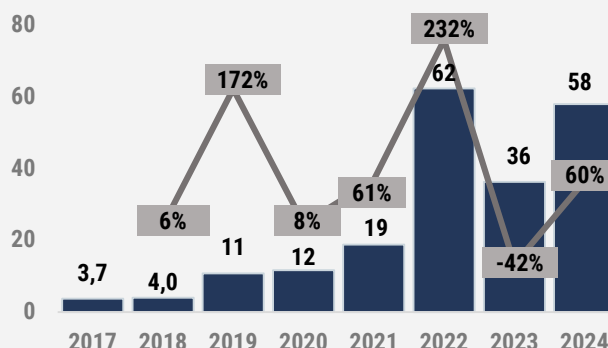
2. Among Large Wooden Product Suppliers (annual value of shipments of 50 M\$ – 400 M\$) the most promising product suppliers are: 1) Lithuania as an exporter of Seats with wooden frames, upholstered, others; 2) the United Kingdom as a supplier of Prefabricated buildings of wood; 3) China as an exporter of Assembled flooring panels, other, multilayer; 4) Ukraine as a supplier of Wooden furniture, others; 5) Lithuania as an exporter of Wooden furniture (except seats) of a kind used in the bedroom; 6) Viet Nam as a supplier of Wooden furniture, others

Lithuania exports of Seats with wooden frames, upholstered, others, M\$



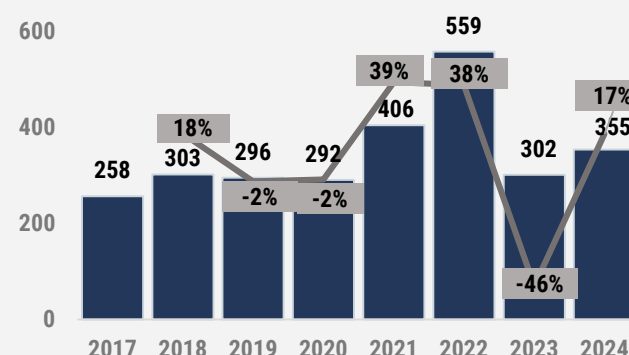
8Y CAGR (2017-2024): **5.96%** GR in 2024: **1,79%**

UK exports of Prefabricated buildings of wood, M\$



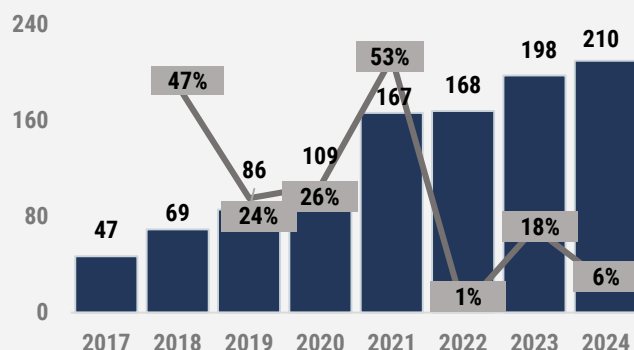
8Y CAGR (2017-2024): **40.81%** GR in 2024: **59,68%**

China's exports of Assembled flooring panels, other, multilayer, M\$



8Y CAGR (2017-2024): **4,10%** GR in 2024: **17,48%**

Ukraine's exports of Wooden furniture, others, M\$



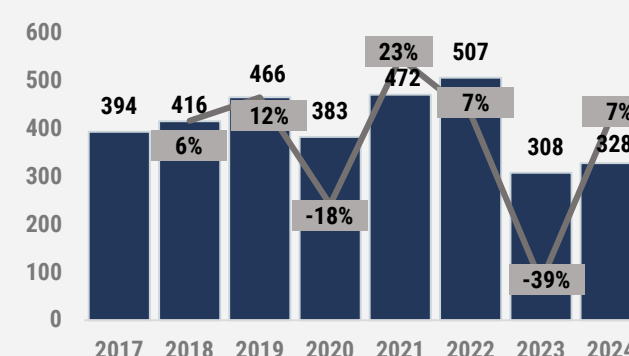
8Y CAGR (2017-2024): **20.56%** GR in 2024: **6,28%**

Lithuania exports of Wooden furniture used in the bedroom, M\$



8Y CAGR (2017-2024): **11,17%** GR in 2024: **11,35%**

Viet Nam exports of Wooden furniture, others, M\$



8Y CAGR (2017-2024): **-2,25%** GR in 2024: **6,54%**

4

Snapshot of Wooden Product Imports

Super-aggregated view: imports of all Products by all Countries

* 624 "Product-Market" combinations covered

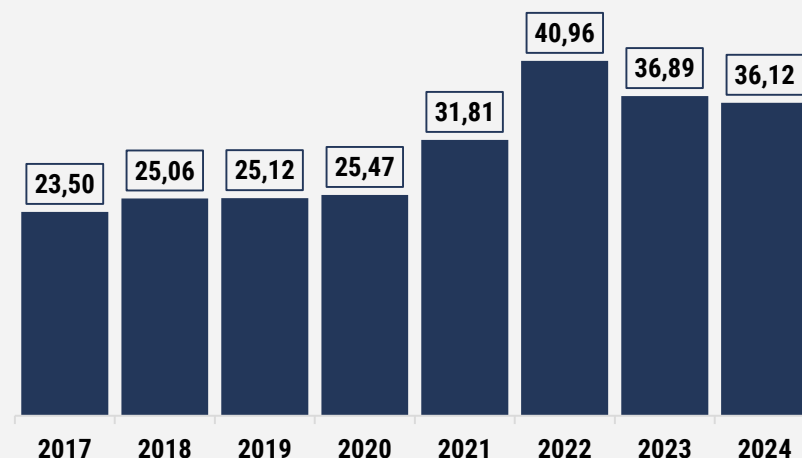
2024
Imports Value: **36.12 B\$**
Growth Rate: **-2.08%**

2023
Imports Value: **36.89 B\$**
Growth Rate: **-9.94%**

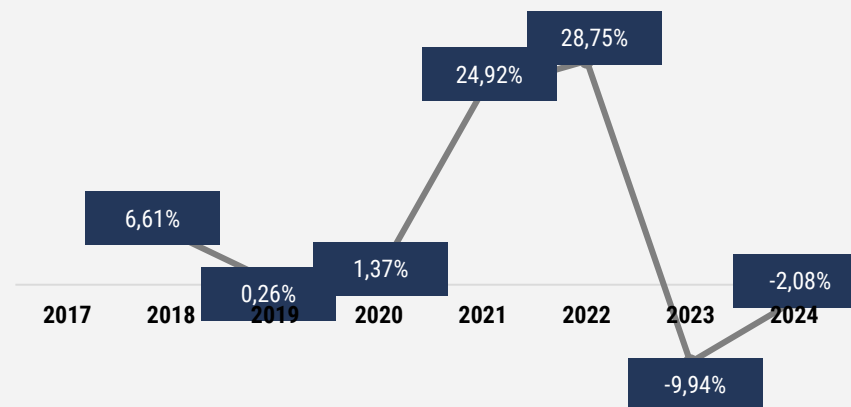
2022
Imports Value: **40.96 B\$**
Growth Rate: **+28.75%**

2021
Imports Value: **31.81 B\$**
Growth Rate: **+24.92%**

Imports Value, B \$



YoY Imports Growth Rate, %



- Over the long term (2017–2024), the compounded annual growth rate (CAGR) of Wood Product Group has been +5.52%, with the most notable surge occurring in 2022, when imports of these products rose by nearly 29% year-on-year.
- In 2023, imports reached \$36.89 billion, marking a notable decrease of 9.94% from \$40.96 billion in 2022.
- In 2024, the value of imports totaled \$36.12 billion, showing a -2.08% year-on-year decline.
- Key driver behind these trends - price fluctuations: rapid surge in prices in 2022 and declining trend in 2024.
- In 2024-2025 the majority markets are in the recovery mood supported by declining price.
- Competition with China and VietNam intensifying which brings additional pressures on prices in Europe.

Imports of Wood Products to Selected European Countries in 2017 – 2024

Rank by Imports value in 2024	HS Code	Product Description	2017, M\$	2018, M\$	2019, M\$	2020, M\$	2021, M\$	2022, M\$	2023, M\$	2024, M\$	Growth Rate in 2024	8Y CAGR, 2017-2024	Share in total imports of Wooden Products in 2024
1	940360	Wooden furniture, others	8697	9229	9162	9273	11494	11418	10210	10191	-0,19%	2,00%	28,21%
2	940161	Seats with wooden frames, upholstered	5396	5666	5619	5592	7273	6945	6254	6321	1,07%	2,00%	17,50%
3	940350	Wooden furniture used in the bedroom	2807	3034	3192	3293	3889	3815	3654	3727	1,97%	3,61%	10,32%
4	940391	Parts of furniture, of wood, n.e.s.	n/a	n/a	n/a	n/a	n/a	3061	3008	2769	-7,94%	n/a	7,67%
5	940340	Wooden furniture of a kind used in the kitchen	1892	2058	2073	2246	2841	2918	2820	2698	-4,31%	4,53%	7,47%
6	441819	Windows, french windows and their frames, of wood (excl. of tropical wood)	n/a	n/a	n/a	n/a	n/a	1727	1756	1589	-9,55%	n/a	4,40%
7	441829	Doors and their frames, of wood	n/a	n/a	n/a	n/a	n/a	1507	1456	1414	-2,91%	n/a	3,92%
8	441875	Assembled flooring panels, other, multilayer	1182	1335	1224	1299	1679	1942	1282	1292	0,77%	1,12%	3,58%
9	940169	Seats with wooden frames, not upholstered	933	947	970	964	1287	1364	1047	1054	0,66%	1,54%	2,92%
10	940610	Prefabricated buildings of wood	981	1089	1094	1058	1334	1525	1246	1023	-17,89%	0,53%	2,83%
11	940330	Wooden furniture of a kind used in offices	929	1016	1098	1093	1207	1157	1118	1011	-9,52%	1,06%	2,80%
12	441881	Glue-laminated timber 'glulam'	n/a	n/a	n/a	n/a	n/a	1143	968	965	-0,35%	n/a	2,67%
13	940141	Seats, convertible into beds, of wood	n/a	n/a	n/a	n/a	n/a	628	561	578	2,94%	n/a	1,60%
14	441990	Tableware, of wood, others	270	296	332	342	493	505	396	392	-1,04%	4,79%	1,09%
15	441821	Doors and their frames and thresholds, of tropical wood	n/a	n/a	n/a	n/a	n/a	347	287	287	-0,08%	n/a	0,79%
16	441882	Cross-laminated timber clt or x-lam	n/a	n/a	n/a	n/a	n/a	185	221	232	4,86%	n/a	0,64%
17	441879	Assembled flooring panels, of wood, others	295	286	269	235	254	279	219	213	-3,00%	-4,02%	0,59%
18	441889	Engineered structural timber products	n/a	n/a	n/a	n/a	n/a	134	118	87	-26,25%	n/a	0,24%
19	441830	Posts and beams, of wood	n/a	n/a	n/a	n/a	n/a	103	85	83	-1,67%	n/a	0,23%
20	441811	Wlndows, french windows and their frames, of tropical wood	n/a	n/a	n/a	n/a	n/a	100	52	74	43,85%	n/a	0,21%
21	441883	I beams, of wood	n/a	n/a	n/a	n/a	n/a	79	59	54	-9,55%	n/a	0,15%
22	441874	Assembled flooring panels, for mosaic floors	23	23	21	27	26	32	28	28	-2,96%	2,43%	0,08%
23	441873	Assembled flooring panels of bamboo	83	61	54	30	19	23	21	23	10,61%	-14,77%	0,06%
24	441850	Shingles and shakes, of wood	14	18	13	15	18	21	18	17	-9,84%	2,10%	0,05%
Total			23 503	25 058	25 122	25 467	31 813	40 959	36 887	36 121	-2,08%	5,52%	



Dynamics of Changes in the Structure of Wooden Product Imports

Wooden furniture, (others)
\$10.19 B **-0.19%**
Imports Value in 2024
Growth Rate in 2024

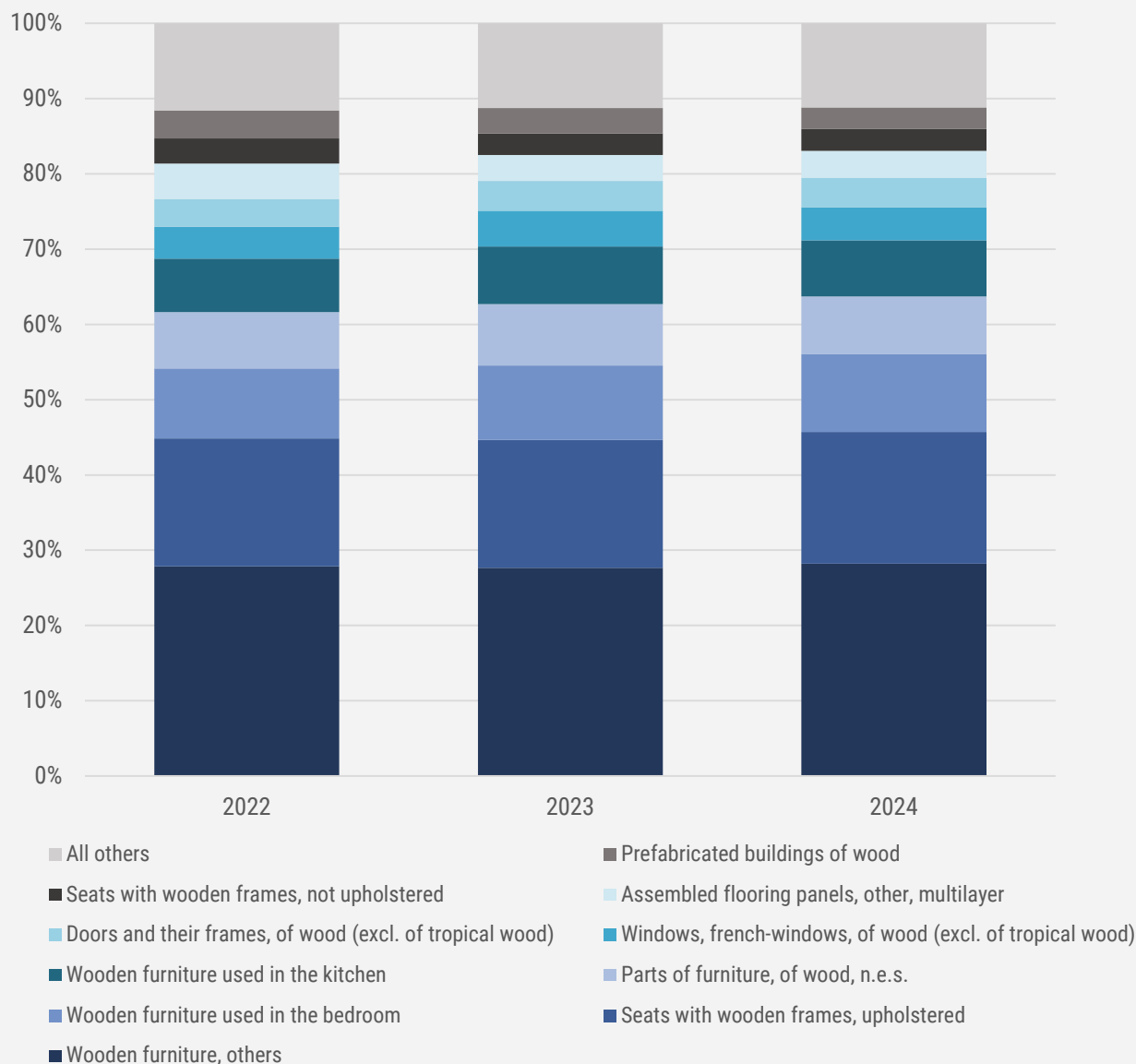
Seats with wooden frames, upholstered (others)
\$6.32 B **+1.07%**
Imports Value in 2024
Growth Rate in 2024

Wooden furniture (used in the bedroom)
\$3.73 B **+1.97%**
Imports Value in 2024
Growth Rate in 2024

Parts of furniture, of wood, n.e.s.
\$2.77 B **-7.94%**
Imports Value in 2024
Growth Rate in 2024

Wooden furniture used in the kitchen
\$2.70 B **-4.31%**
Imports Value in 2024
Growth Rate in 2024

Top-10 Goods Imported to Selected European Countries in the Structure of Wooden Product Imports



- **1) Wooden furniture, (others)** maintained the leading position in import value over the eight-year period, with imports value reaching \$10.19 billion in 2024.
- Since 2022, **2) Seats with wooden frames, upholstered (others)** and **3) Wooden furniture (used in the bedroom)** have emerged as the second-largest and the third-largest product positions, with imports value totaling \$6.32 billion and \$3.73 billion, respectively, in 2024.
- The further analysis covers the import value dynamics of the 5 fastest growing and 5 most decreasing product positions, providing insights into shifting trade patterns and the evolving composition of wooden product Imports.

Most Growing and Declining Import Positions within Wooden Product Group

Among 27 wooden products, imported to selected European countries, **Wooden furniture (used in the bedroom)** has shown an increase in imports values across all the periods considered (in 2024 and 2017 – 2024). Over the long term (2017–2024), the compounded annual growth rate (CAGR) of Wooden furniture (used in the bedroom) has been +3.61%. In 2024, imports of this product rose by 1.97% compared to the previous year.

Goods with highest short-term growth of imports in 2024

HS Code	Product Description	Imports in 2024, M\$	Growth Rate in 2024 (\$), %
441811	Windows, french windows, their frames, of tropical wood	74	43,85%
441873	Assembled flooring panels of bamboo or with at least the top layer (wear layer) of bamboo	23	10,61%
441882	Cross-laminated timber clt or x-lam	232	4,86%
940141	Seats, convertible into beds, of wood	578	2,94%
940350	Wooden furniture used in the bedroom	3 727	1,97%
940161	Seats with wooden frames, upholstered, others	6 321	1,07%

Goods with highest short-term decrease of imports in 2024

HS Code	Product Description	Imports in 2024, M\$	Growth Rate in 2024 (\$), %
441889	Engineered structural timber products	87	-26,25%
940610	Prefabricated buildings of wood	1023	-17,89%
441850	Shingles and shakes, of wood	17	-9,84%
441819	Windows, french-windows and their frames, of wood	1589	-9,55%
441883	I beams, of wood	54	-9,55%
940330	Wooden furniture used in offices	1011	-9,52%

Goods with highest long-term growth of imports

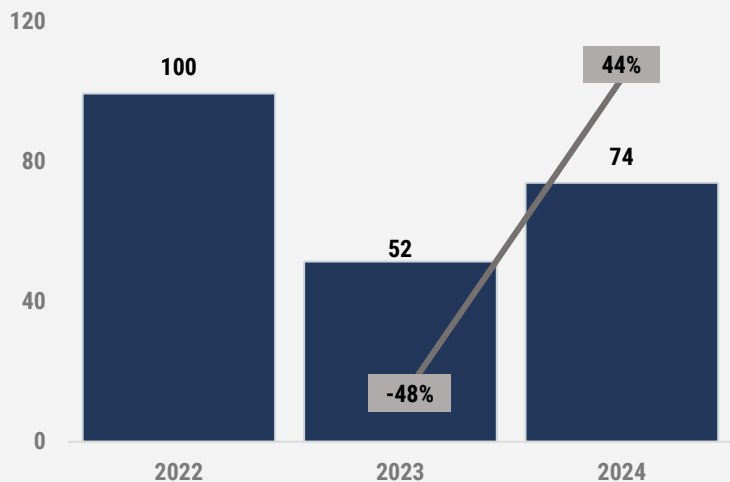
HS Code	Product Description	Imports in 2024, M\$	8Y CAGR, 2017-2024 (\$), %
441990	Tableware and kitchenware, of wood, others	392	4,79%
940340	Wooden furniture used in the kitchen	2 698	4,53%
940350	Wooden furniture used in the bedroom	3 727	3,61%
441874	Assembled flooring panels, other, for mosaic floors	28	2,43%
441850	Shingles and shakes, of wood	17	2,10%
940360	Wooden furniture, others	10 191	2,00%

Goods with highest long-term decrease of imports

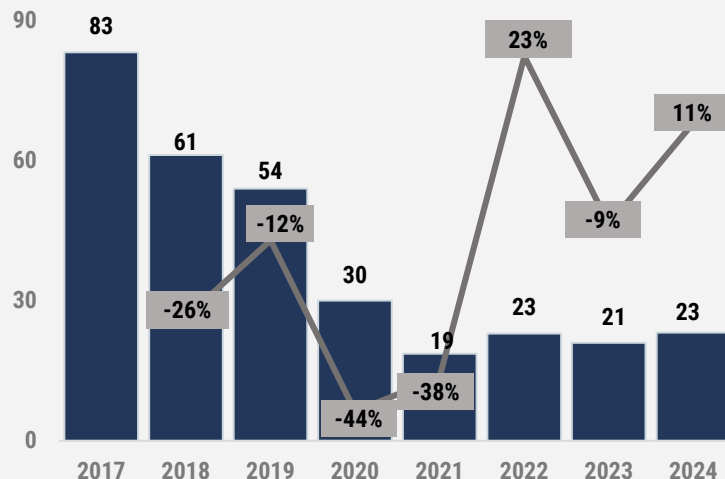
HS Code	Product Description	Imports in 2024, M\$	8Y CAGR, 2017-2024 (\$), %
441873	Assembled flooring panels of bamboo or with at least the top layer (wear layer) of bamboo	23	-14,77%
441879	Assembled flooring panels, of wood, others	213	-4,02%

Top-6 Positions with the Highest Increase of Imports in Short-term

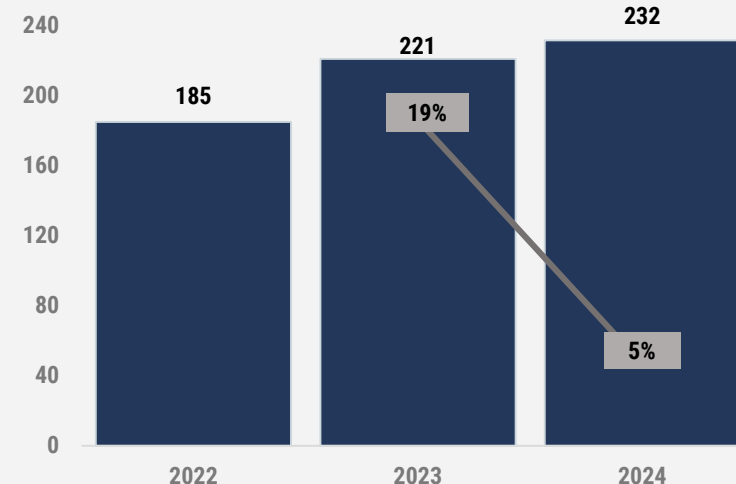
Imports of Windows, french windows, their frames, of tropical wood, M\$



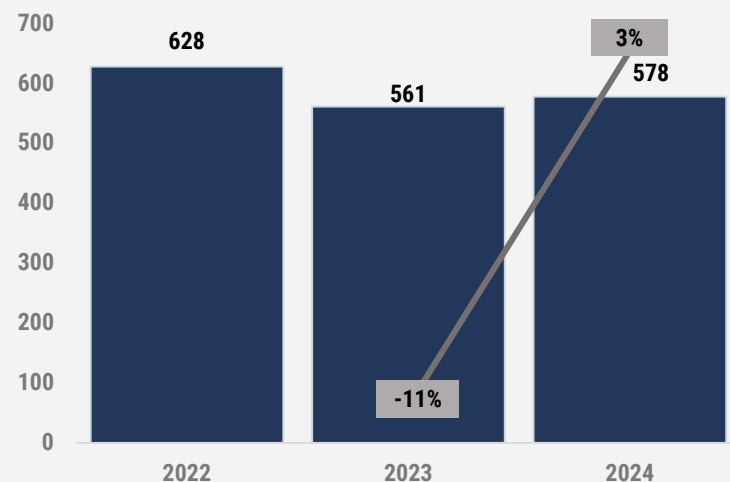
Imports of Assembled flooring panels of bamboo or with at least the top layer (wear layer) of bamboo, M\$



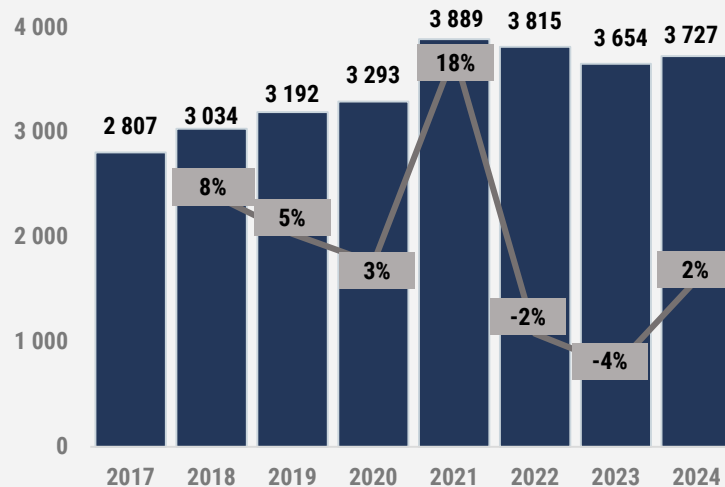
Imports of Cross-laminated timber clt or x-lam, M\$



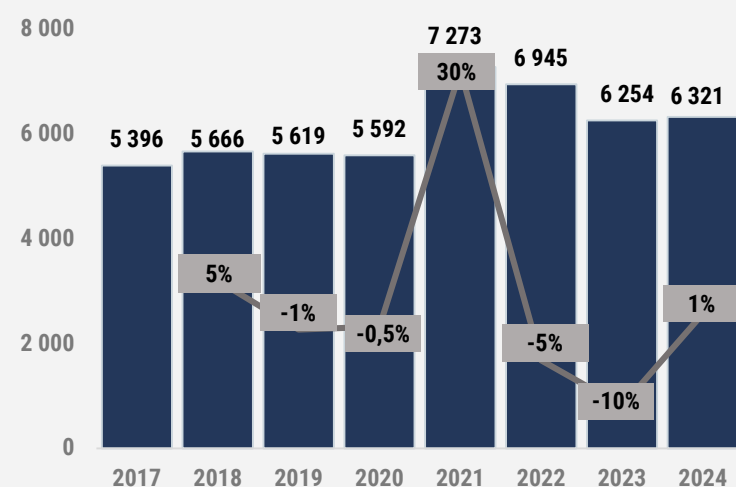
Imports of Seats, convertible into beds, of wood, M\$



Imports of Wooden furniture used in the bedroom, M\$

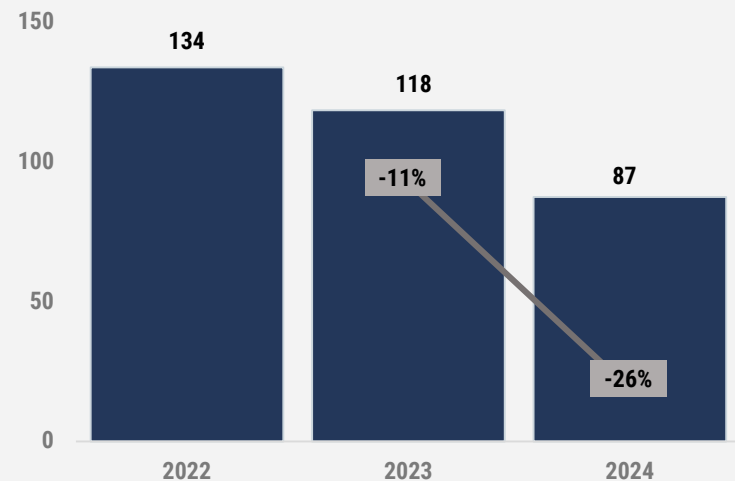


Imports of Seats with wooden frames, upholstered, others, M\$

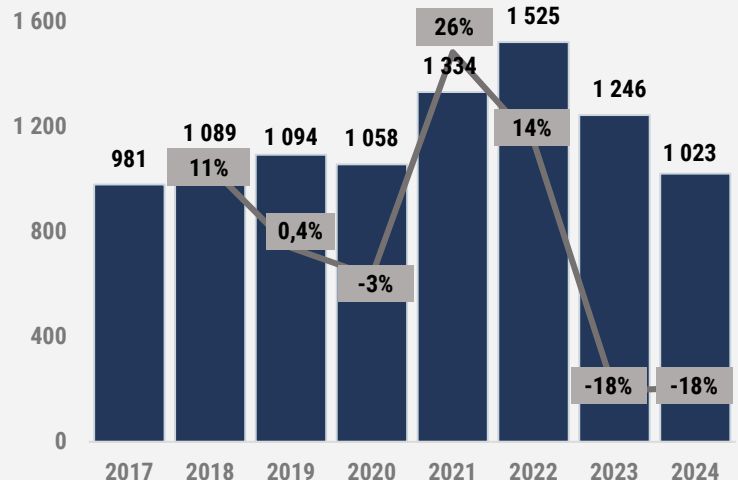


Top-6 Positions with the Highest **Decrease** of Imports in Short-term

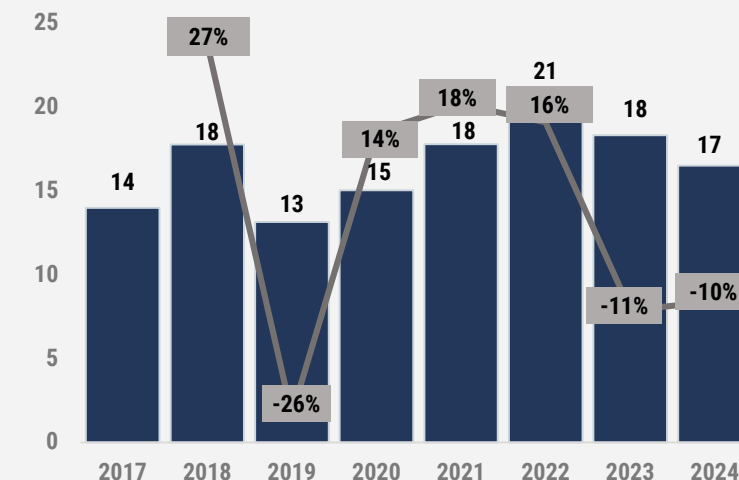
Imports of Engineered structural timber products , M\$



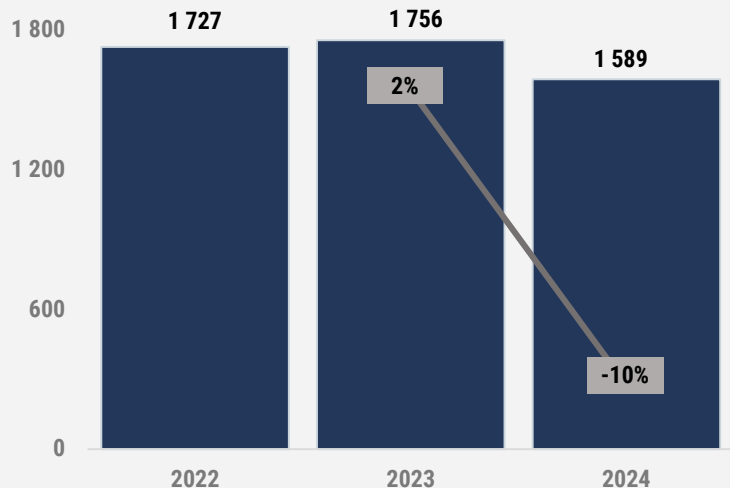
Imports of Prefabricated buildings of wood, M\$



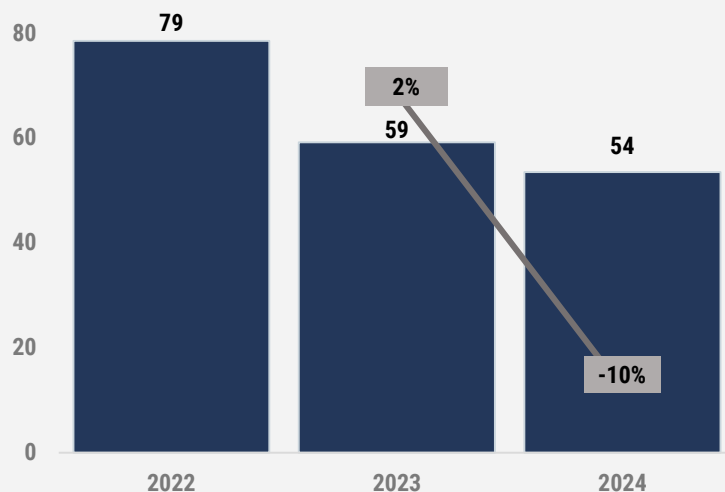
Imports of Shingles and shakes, of wood, M\$



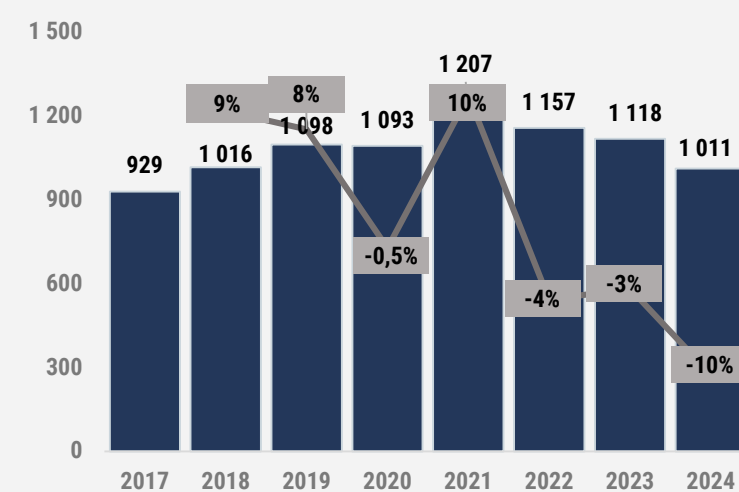
Imports of Windows, french-windows and their frames, of wood, M\$



Imports of I beams, of wood, M\$

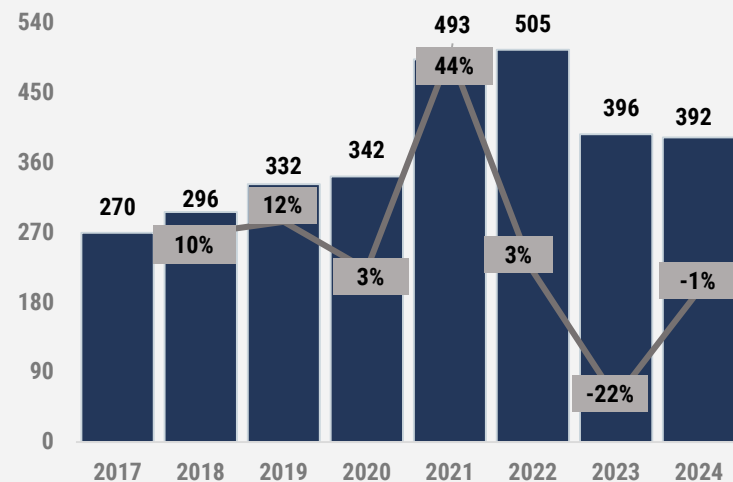


Imports of Wooden furniture used in offices, M\$

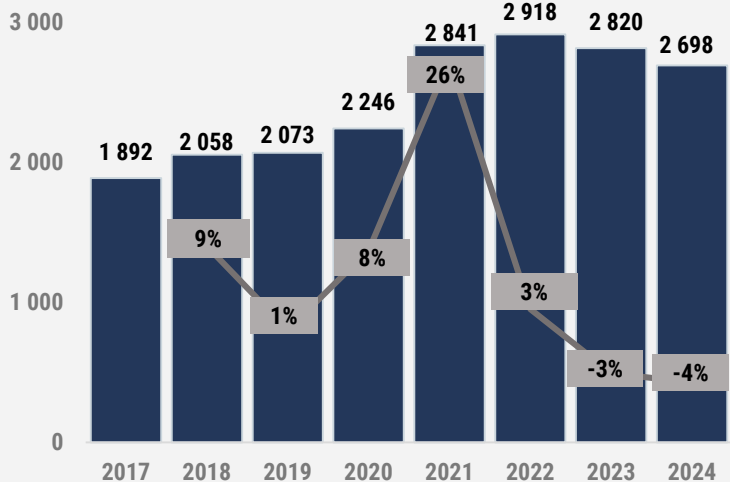


Top-6 Positions with the Highest Increase of Imports in Long-term

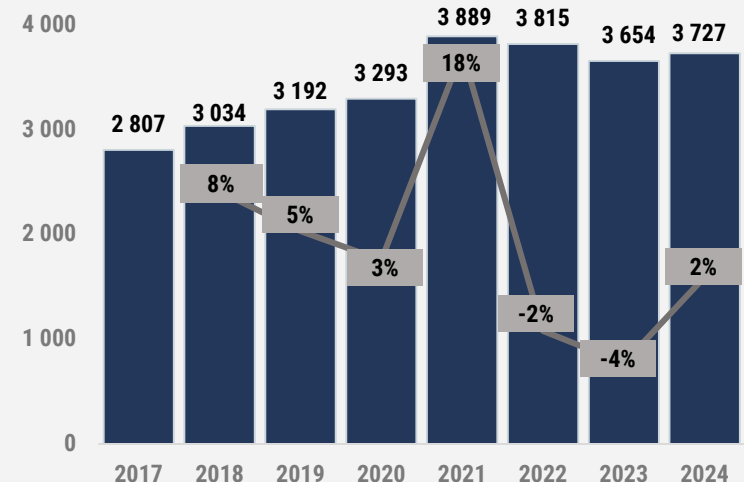
Imports of Tableware and kitchenware, of wood, others, M\$



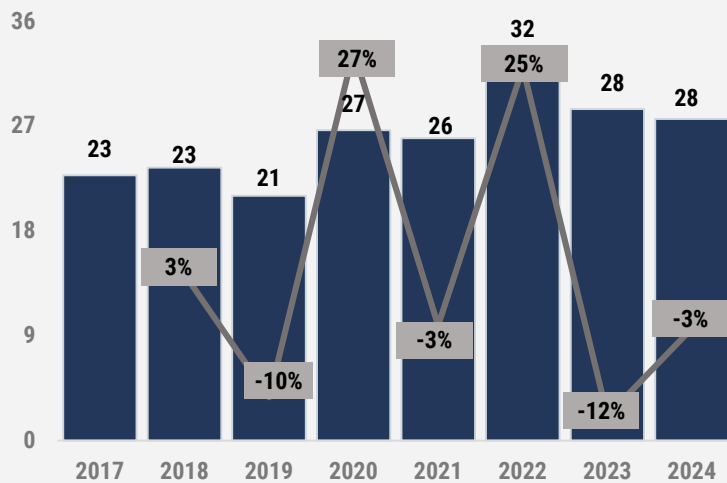
Imports of Wooden furniture used in the kitchen, M\$



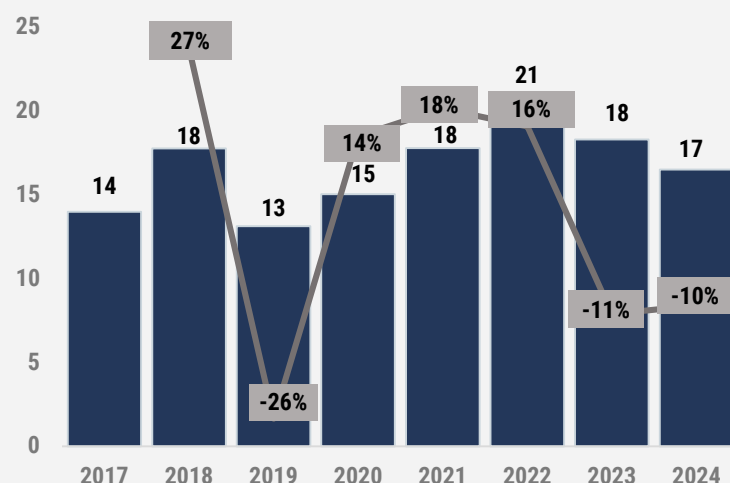
Imports of Wooden furniture used in the bedroom, M\$



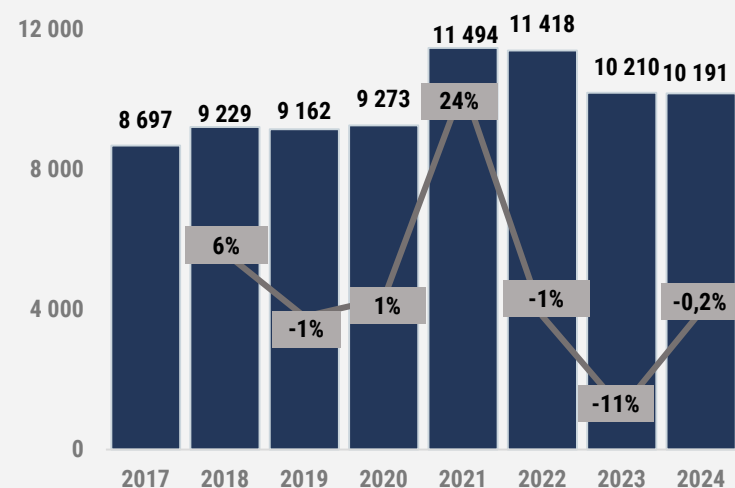
Imports of Assembled flooring panels, other, for mosaic floors, M\$



Imports of Shingles and shakes, of wood, M\$

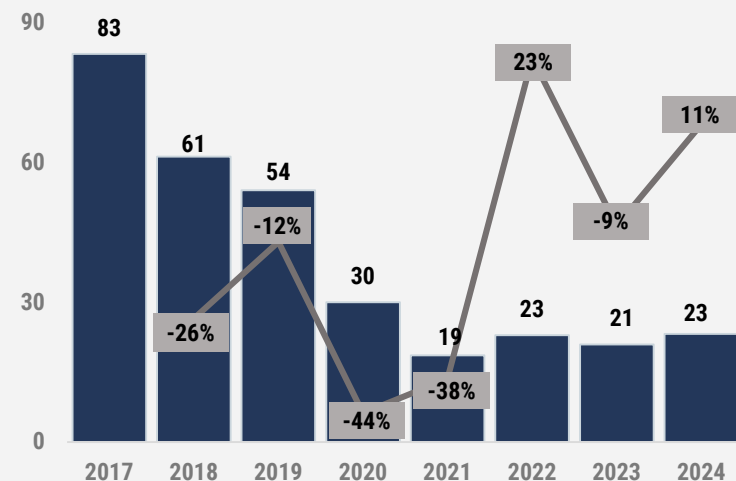


Imports of Wooden furniture, others, M\$

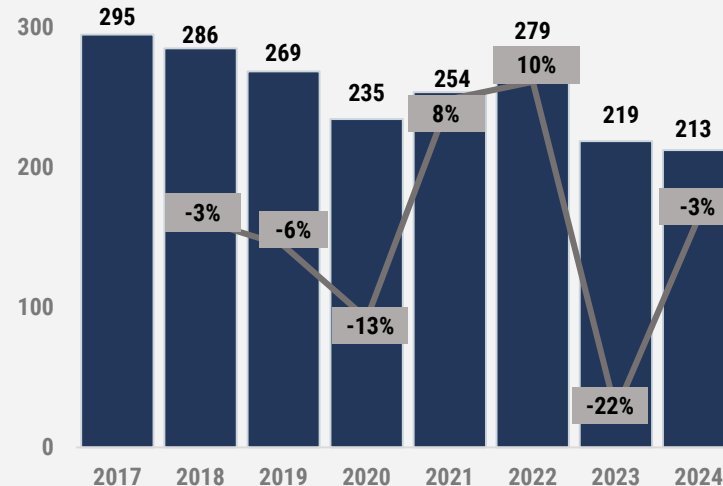


Positions with the Highest **Decrease** of Imports in Long-term

Imports of Assembled flooring panels of bamboo or with at least the top layer (wear layer) of bamboo, M\$



Imports of Assembled flooring panels, of wood, others, M\$



Category Scores for Import Potential Estimation

Top-Ranked Import Positions within the Wooden Products Imported to Selected European Countries

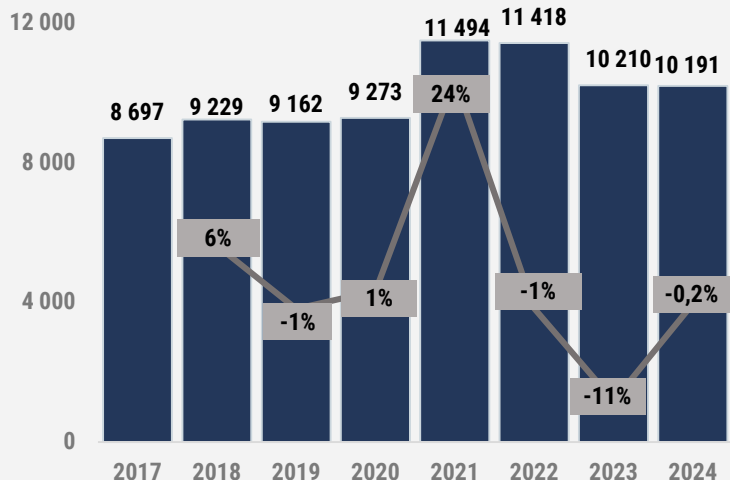
HS Code	Product Description	Imports in 2024, Scores (1-10)	7Y CAGR 2017-2023, Scores (1-10)	Growth Rate in 2024, Scores (1-10)	Total Quantity of Scores
940360	Wooden furniture, others	10	6	5	21
940161	Seats with wooden frames, upholstered, others	9	6	5	20
940350	Wooden furniture (except seats) of a kind used in the bedroom	6	8	5	19
940340	Wooden furniture (except seats) of a kind used in the kitchen	4	9	3	16
441990	Tableware and kitchenware, of wood, others	1	10	5	16
940169	Seats with wooden frames, not upholstered, others	2	5	5	12

Lowest-Ranked Import Positions within the Wooden Products Imported to Selected European Countries

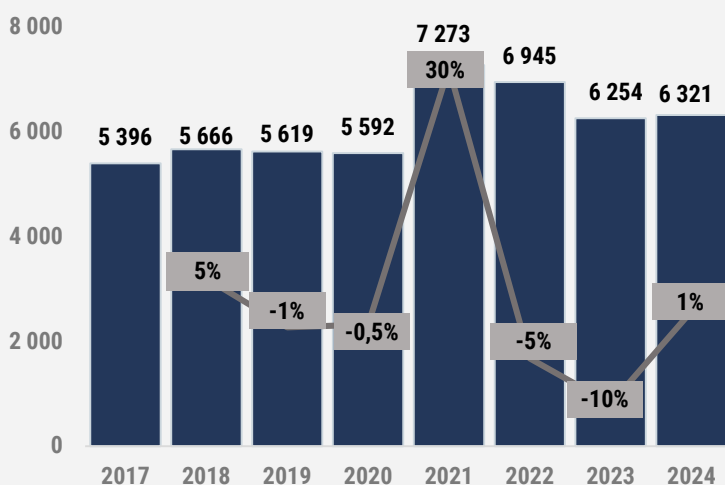
HS Code	Product Description	Imports in 2024, Scores (1-10)	7Y CAGR 2017-2023, Scores (1-10)	Growth Rate in 2024, Scores (1-10)	Total Quantity of Scores
441889	Engineered structural timber products	0	0	0	0
441883	I beams, of wood	0	0	2	2
441879	Assembled flooring panels, of wood, others	0	1	3	4
441819	Windows, french-windows and their frames, of wood (excl. of tropical wood)	3	0	2	5
441829	Doors and their frames and thresholds, of wood (excl. of tropical wood)	2	0	3	5
441830	Posts and beams, of wood	0	0	5	5

Top-Ranked Product Markets within the Largest-Value Segment

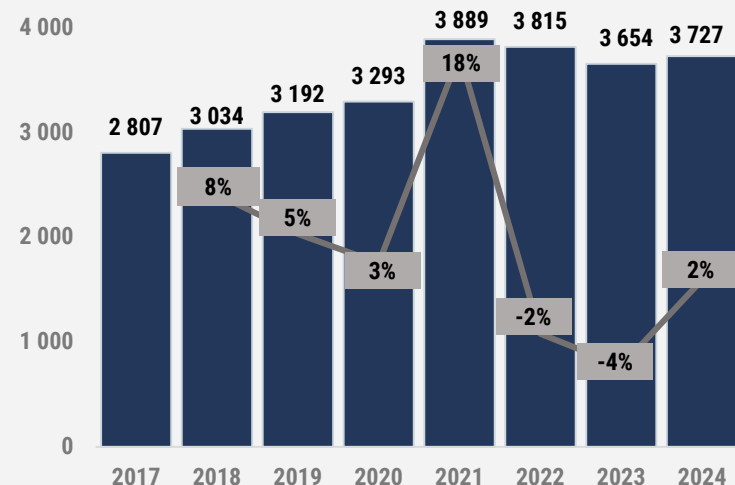
Imports of Wooden furniture, others, M\$



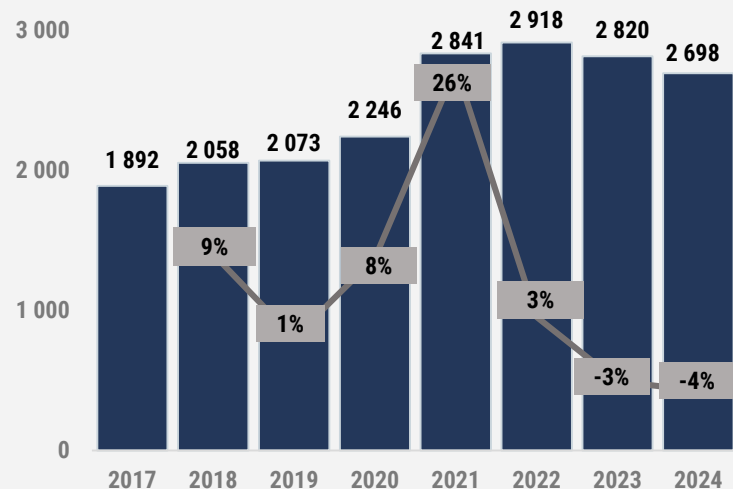
Imports of Seats with wooden frames, upholstered, others, M\$



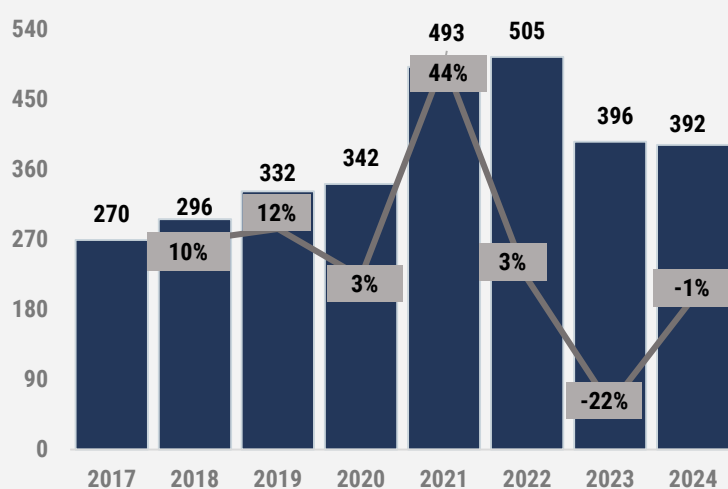
Imports of Wooden furniture used in the bedroom, M\$



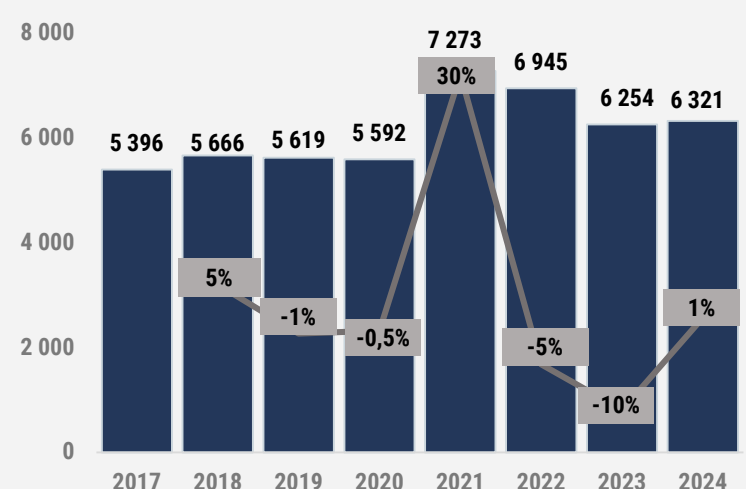
Imports of Wooden furniture used in the kitchen, M\$



Tableware and kitchenware, of wood, others

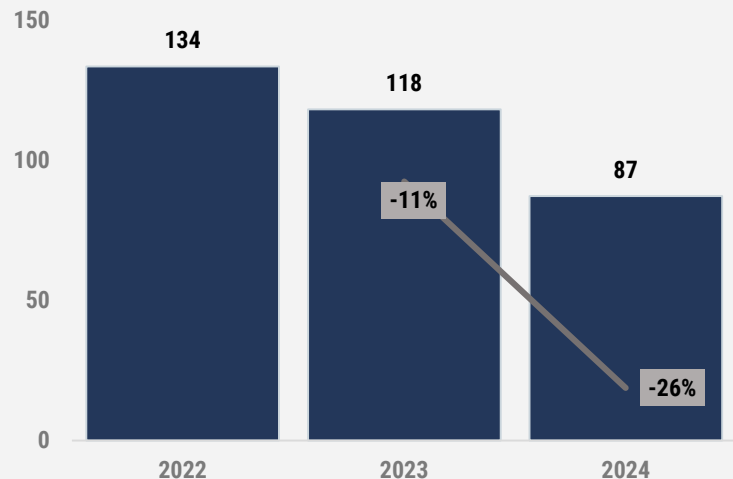


Imports of Seats with wooden frames, upholstered, others, M\$

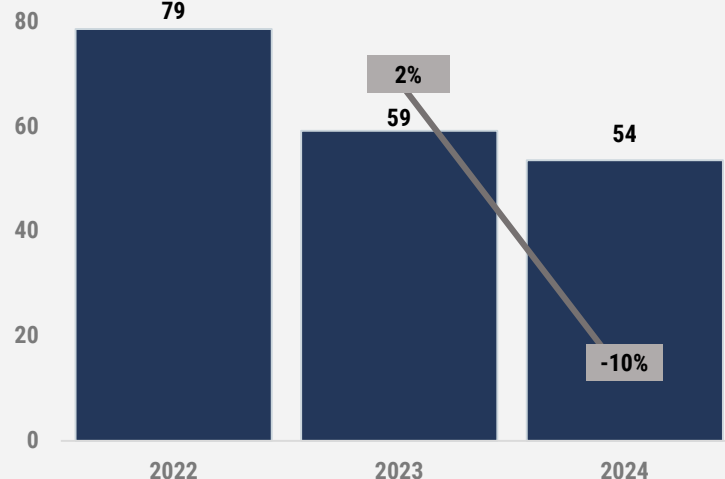


Lowest-Ranked Product Markets within the Largest-Value Segment

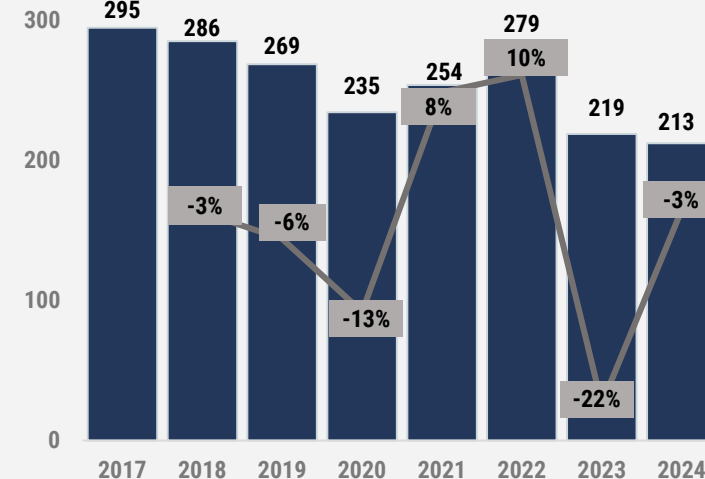
Imports of Engineered structural timber products, M\$



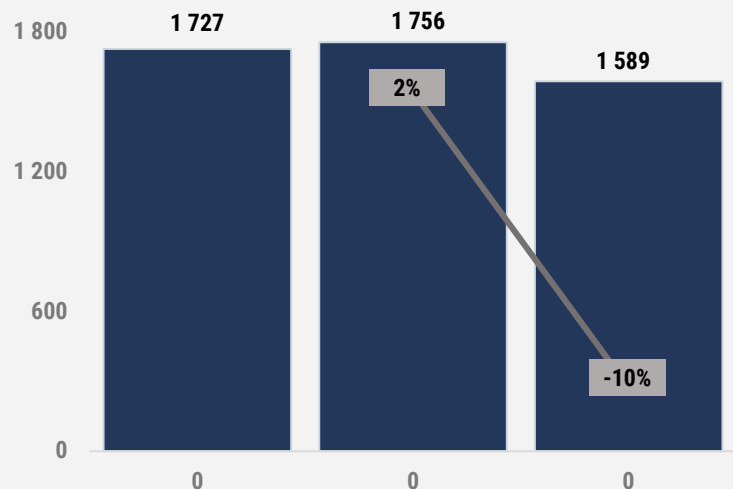
Imports of I beams, of wood, M\$



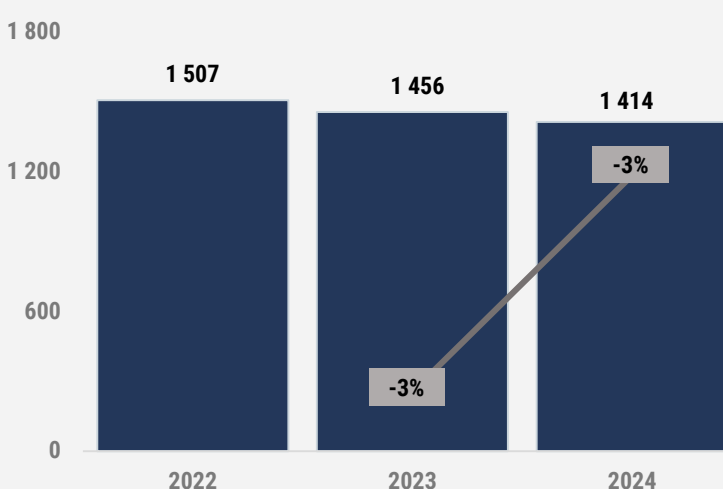
Assembled flooring panels, of wood, others



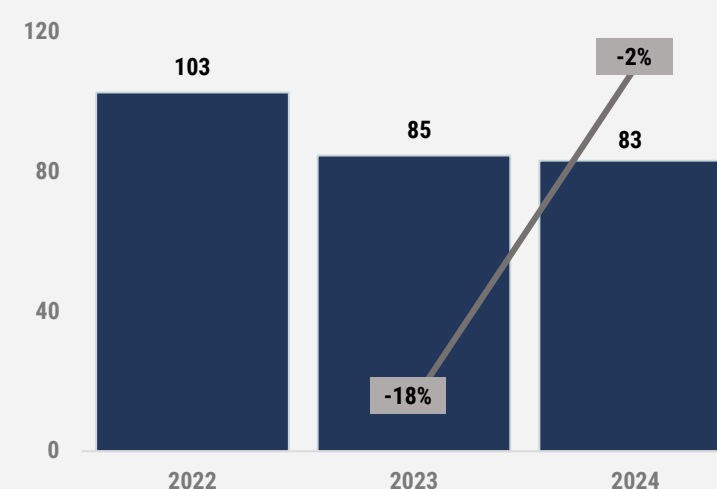
Imports of Windows, french-windows and their frames, of wood (excl. of tropical wood), M\$



Imports of Doors and their frames and thresholds, of wood (excl. of tropical wood), M\$



Imports of Posts and beams, of wood, M\$



5

Importers of Wood Products

5.1

Largest Product Markets: yearly imports ranging from 500 M\$ to 2.3 B\$ per one product and one market

Wooden “Product-Markets” with Imports Value of 500 M\$ - 2.3 B\$

- Product-Markets Ranked 1– 13 by the size of Import Value (out of 624 “Product-Markets” combinations)

Rank by Imports value In 2024	Importing Country	HS Code	Product Description	2017, M\$	2018, M\$	2019, M\$	2020, M\$	2021, M\$	2022, M\$	2023, M\$	2024, M\$	Growth Rate in 2024	8Y CAGR, 2017-2024
1	Germany	940360	Wooden furniture, others	2 036	2 109	2 131	2 262	2 669	2 368	2 224	2 262	1,71%	1,33%
2	United Kingdom	940360	Wooden furniture, others	1 821	1 913	1 917	1 692	2 165	2 120	1 633	1 727	5,75%	-0,66%
3	Germany	940161	Seats with wooden frames, upholstered, others	1 701	1 731	1 687	1 762	2 184	1 939	1 779	1 700	-4,43%	0,00%
4	United Kingdom	940161	Seats with wooden frames, upholstered, others	985	1 021	1 079	949	1 365	1 516	1 259	1 348	7,10%	4,00%
5	Germany	940350	Wooden furniture (except seats) of a kind used in the bedroom	740	743	845	926	1 048	942	967	972	0,51%	3,46%
6	Netherlands	940360	Wooden furniture, others	793	868	866	889	1 096	1 025	951	865	-9,04%	1,09%
7	Germany	940391	Parts of furniture, of wood, n.e.s. (excl. of seats or medical, surgical, dental or veterinary furniture)	n/a	n/a	n/a	n/a	n/a	866	853	771	-9,70%	-3,80%
8	United Kingdom	940350	Wooden furniture (except seats) of a kind used in the bedroom	668	656	702	656	806	829	691	735	6,30%	1,19%
9	Spain	940360	Wooden furniture, others	424	472	469	479	659	694	635	687	8,27%	6,23%
10	Switzerland	940360	Wooden furniture, others	640	657	612	637	730	690	687	680	-0,92%	0,77%
11	Netherlands	940340	Wooden furniture (except seats) of a kind used in the kitchen	374	449	469	571	724	627	618	590	-4,56%	5,87%
12	Netherlands	940161	Seats with wooden frames, upholstered, others	484	496	488	517	629	524	529	547	3,37%	1,53%
13	United Kingdom	940391	Parts of furniture, of wood, n.e.s. (excl. of seats or medical, surgical, dental or veterinary furniture)	n/a	n/a	n/a	n/a	n/a	564	565	521	-7,82%	-2,64%

* Use of n/a designation: In 2022, the Harmonized System underwent significant revisions, including the introduction of new commodity items. The “n/a” designation is used for imports values of products that were previously classified under different HS codes before 2022. The CAGR for imports in these product markets has been calculated for the period 2022-2024.



Dynamics of Changes in the Structure of Wooden Product Imports

Germany: Wooden Furniture (others)
Imports Value in 2024: **\$2.26 B**
Growth Rate in 2024: **+1.71%**

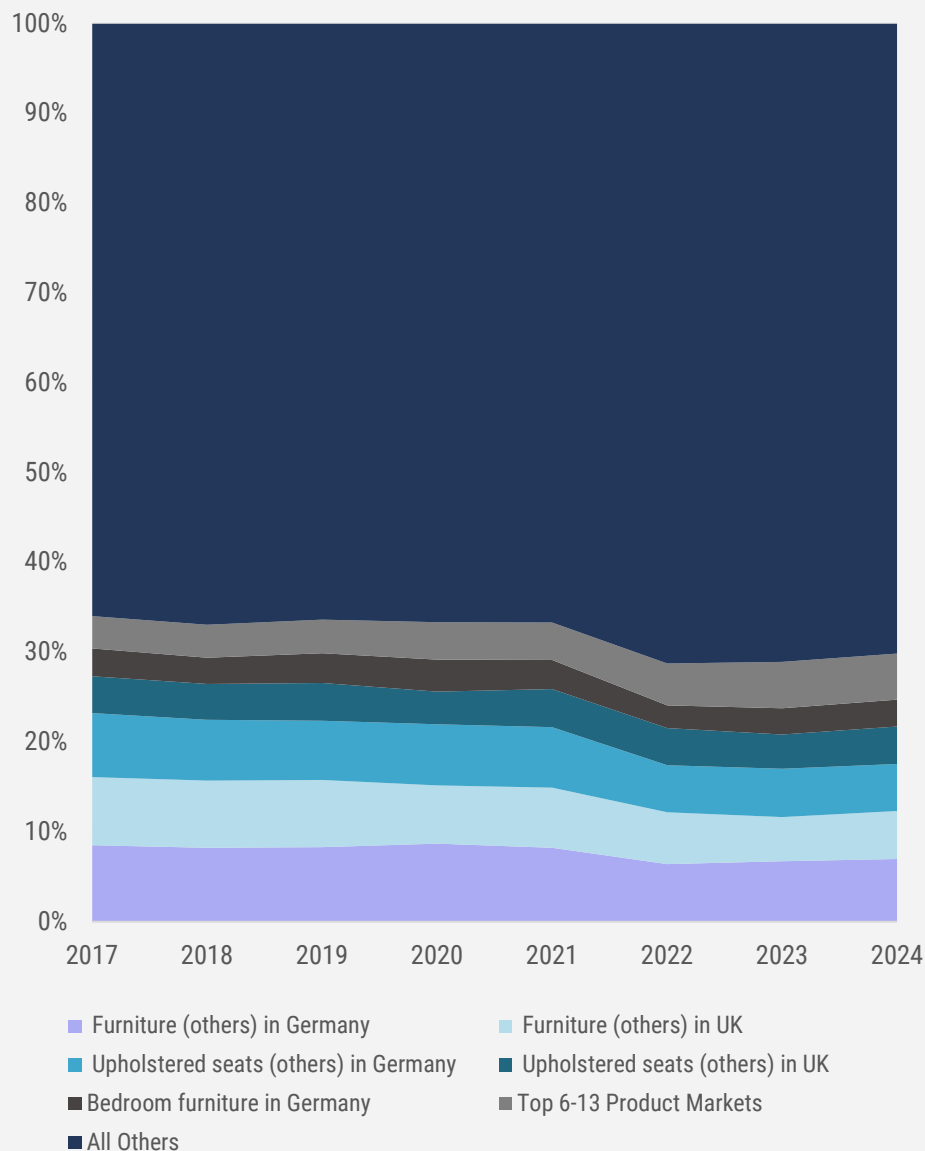
UK: Wooden Furniture (others)
Imports Value in 2024: **\$1.73 B**
Growth Rate in 2024: **+5.75%**

Germany: Seats with Wooden Furniture (upholstered, others)
Imports Value in 2024: **\$1.70 B**
Growth Rate in 2024: **-4.43%**

UK: Seats with Wooden Furniture (upholstered, others)
Imports Value in 2024: **\$1.35 B**
Growth Rate in 2024: **+7.10%**

Germany, Wooden Furniture (except Seats) of a kind in Bedroom
Imports Value in 2024: **\$0.97 B**
Growth Rate in 2024: **+0.51%**

Top-5 Product Markets by Value in the Structure of Wooden Product Imports



- From 2017 to 2024, imports in the top-5 Product Markets were gradually declining, with the exception of 2022, which saw a sharp drop in import values.
- **1) The category of Germany's market of wooden furniture (others)** – maintained the leading position in import value over the eight-year period, with imports value totaling \$2.26 billion in 2024.
- Since 2017, **2) UK's market of wooden furniture (others)** and **3) Germany's markets of seats with wooden frames (upholstered, others)** have emerged as the second-largest and the third-largest product markets, with imports value reaching \$1.73 billion and \$1.70 billion, respectively, in 2024.
- The further analysis covers the import value dynamics of the 5 fastest growing and 5 most decreasing product markets, providing insights into shifting trade patterns and the evolving composition of wooden product Imports.

Fastest and Slowest Growing Markets of Upholstered Wooden Seats

The two largest markets for upholstered wooden seats (HS: 940161) – Germany and the United Kingdom – ranked among the top-5 product markets in 2024. The imports of upholstered wooden seats in Germany reached \$1.70 billion, while in the UK – \$1.35 billion in 2024.

In addition to these largest wooden seat markets, our reports can look at the rest of the largest markets, as well as the fastest growing markets over the last 12 months (for most countries this period is from March 2024 to February 2025).

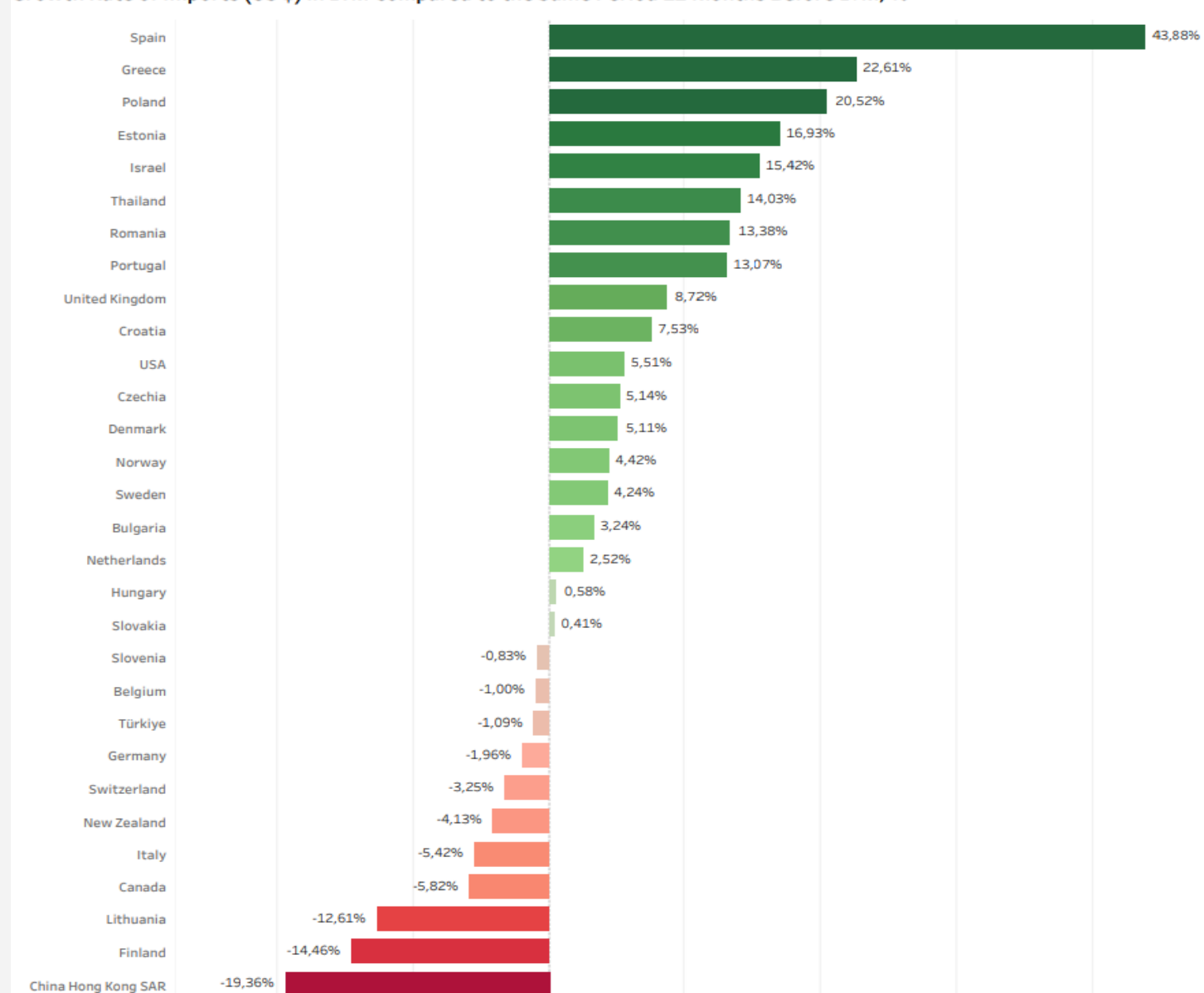
The LTM period is revealing more positive dynamics for the import values to the majority of 30-top markets.

More specifically, the growth of imports in this period compared to the same period a year before was reported by the most of the countries considered except for China Hong Kong SAR (- 19.4%), Finland (-14.5%), Lithuania (-12.6%), Canada (-5.8%), Italy (-5.42%), New Zealand (-4.1%), Switzerland (-3.3%), Germany (-2.0%), Turkey (-1.1%), Belgium (-1.0%), and Slovenia (-0.83%).

The highest growth rates of imports values are reported by Spain (+43.9%), Greece (22.6%), Poland (20.5%), Estonia (16.9%), and Israel (15.4%)

* The figure is sourced from our Cross-Country Market Report on Upholstered Wooden Seats (HS Code 940161)

Growth Rate of Imports (US \$) in LTM Compared to the Same Period 12 Months Before LTM, %



Most Growing and Declining Product Markets within Largest-value Segment

Out of the product markets of the 1st group, the product market – **Wooden furniture (others) in Spain** – is characterized by imports values growing the most in all the periods considered (in 2024 and 2017-2024). Notably, **Germany’s market of parts of furniture, of wood, n.e.s** and **UK’s market of parts of furniture, of wood, n.e.s** have shown a significant long-term decline in import value over the eight years. In short-term, these product markets demonstrated decreases in 2024, failing by more than 2.6% compared to the previous year.

Goods with highest short-term growth of imports in 2024

Importing Country	HS Code	Product Description	Imports in 2024, M\$	Growth Rate in 2024 (\$), %
Spain	940360	Wooden furniture, others	687	8,27%
United Kingdom	940161	Seats with wooden frames, upholstered, others	1 348	7,10%
United Kingdom	940350	Wooden furniture (except seats) of a kind used In the bedroom	735	6,30%
United Kingdom	940360	Wooden furniture, others	1 727	5,75%
Netherlands	940161	Seats with wooden frames, upholstered, others	547	3,37%
Germany	940360	Wooden furniture, others	2 262	1,71%

Goods with highest short-term growth of imports in 2024

Importing Country	HS Code	Product Description	Imports in 2024, M\$	Growth Rate in 2024 (\$), %
Germany	940391	Parts of furniture, of wood, n.e.s.	771	-9,70%
Netherlands	940360	Wooden furniture, others	865	-9,04%
United Kingdom	940391	Parts of furniture, of wood, n.e.s.	521	-7,82%
Netherlands	940340	Wooden furniture (except seats) of a kind used In the kitchen	590	-4,56%
Germany	940161	Seats with wooden frames, upholstered, others	1 700	-4,43%
Switzerland	940360	Wooden Furniture, others	680	-0,92%

Goods with highest long-term growth of imports

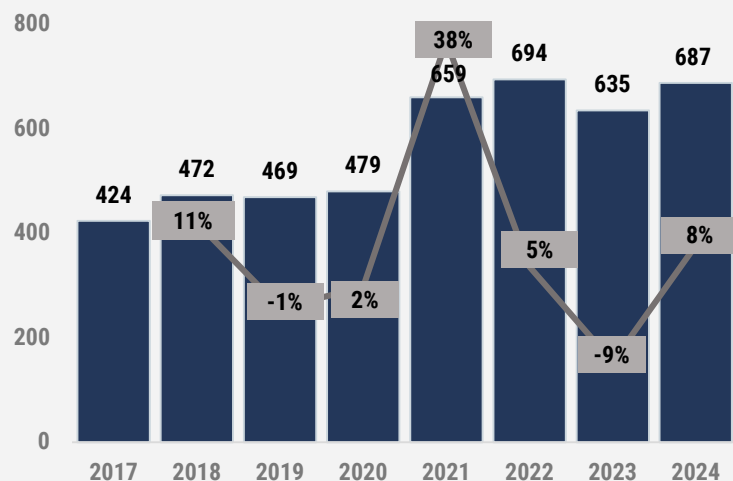
Importing Country	HS Code	Product Description	Imports in 2024, M\$	8Y CAGR, 2017-2024 (\$), %
Spain	940360	Wooden furniture, others	687	6,23%
Netherlands	940340	Wooden furniture (except seats) of a kind used In The kitchen	590	5,87%
United Kingdom	940161	Seats with wooden frames, upholstered, others	1 348	4,00%
Germany	940350	Wooden furniture (except seats) of a kind used In the bedroom	972	3,46%
Netherlands	940161	Seats with wooden frames, upholstered, others	547	1,53%
Germany	940360	Wooden furniture, others	2 262	1,33%

Goods with highest short-term growth of imports in 2024

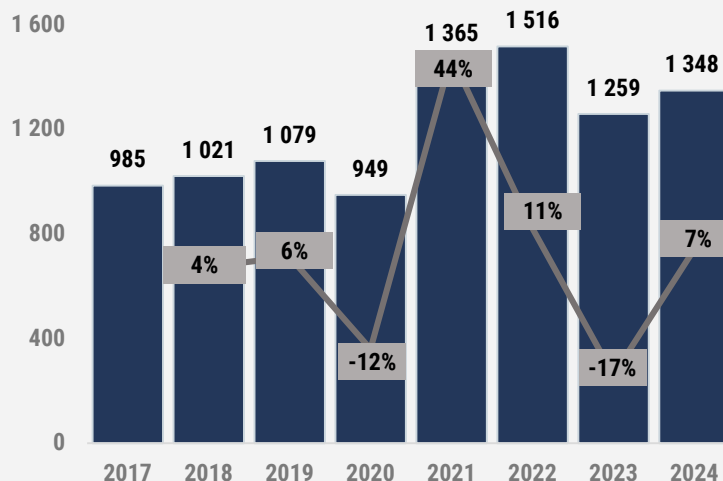
Importing Country	HS Code	Product Description	Imports in 2024, M\$	8Y CAGR, 2017-2024 (\$), %
Germany	940391	Parts of furniture, of wood, n.e.s. (excl. of seats or medical, surgical, dental or veterinary furniture)	771	-3,80%
United Kingdom	940391	Parts of furniture, of wood, n.e.s. (excl. of seats or medical, surgical, dental or veterinary furniture)	521	-2,64%
United Kingdom	940360	Wooden furniture, others	1 727	-0,66%

Top-6 Product Markets with the Highest Increase of Imports in Short-term

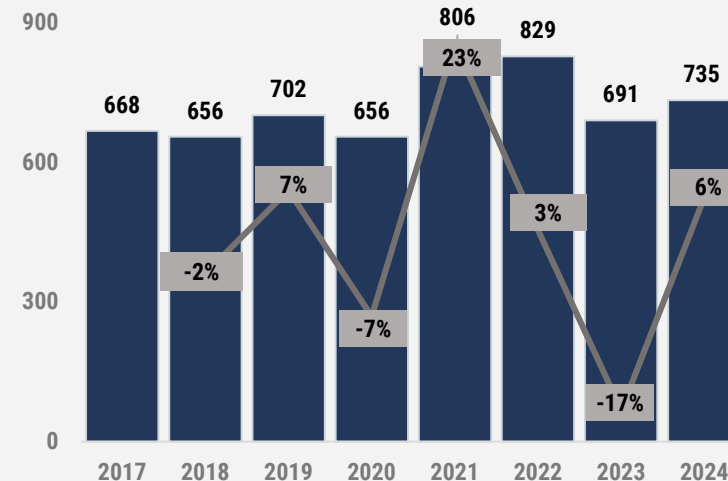
Imports of Wooden furniture (others) in Spain, M\$



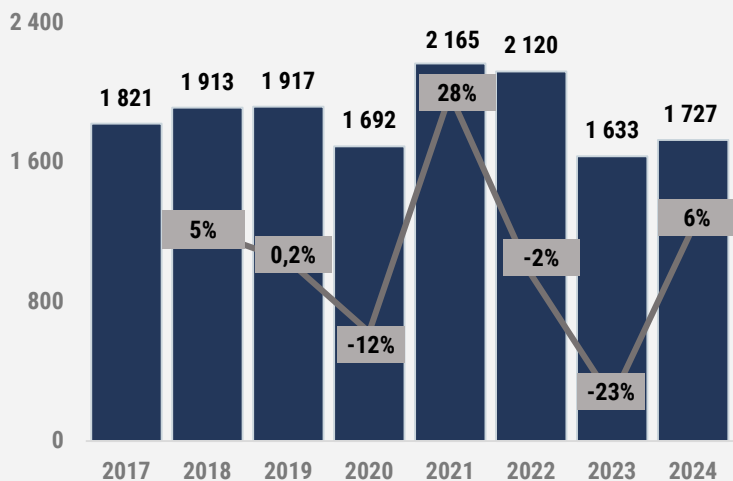
Imports of Seats with wooden frames (upholstered, others) in the UK, M\$



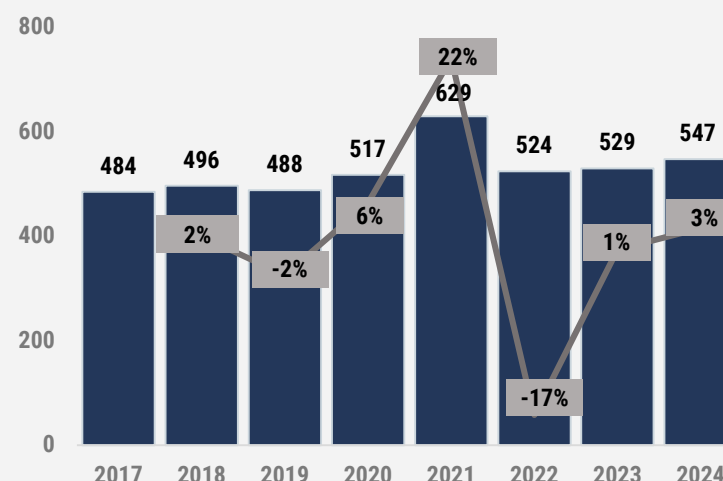
Imports of Wooden furniture (used in bedroom) in the UK, M\$



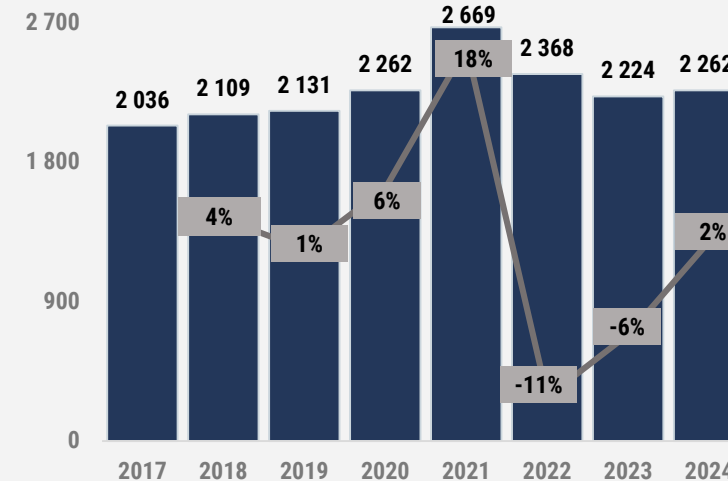
Imports of Wooden furniture (others) in the UK, M\$



Imports of Seats with wooden frames (upholstered, others) in the Netherlands, M\$

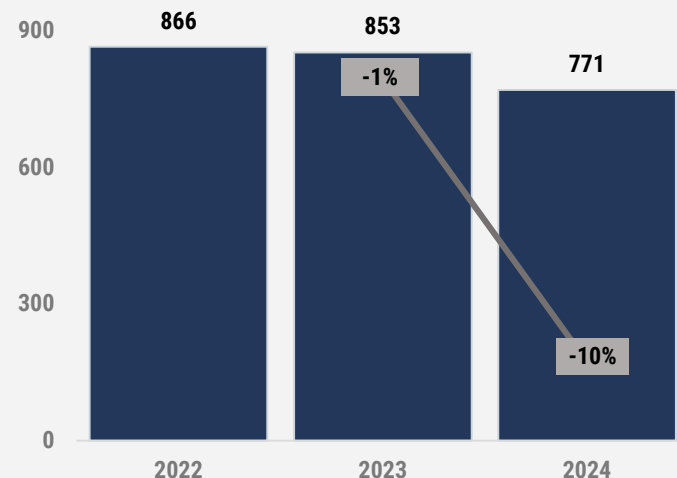


Imports of Wooden furniture (others) in Germany, M\$

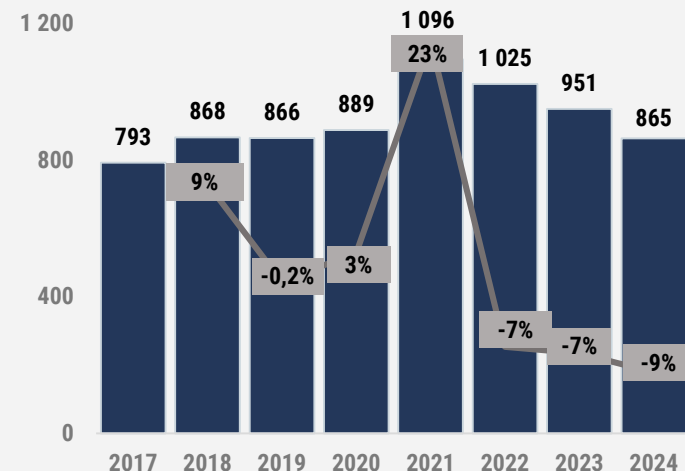


Top-6 Product Markets with the Highest **Decrease** of Imports in Short-term

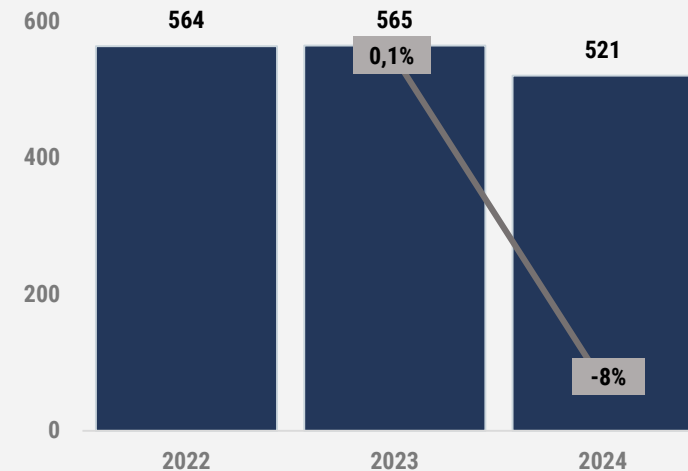
Imports of Parts of furniture (of wood, n.e.s.) in Germany, M\$



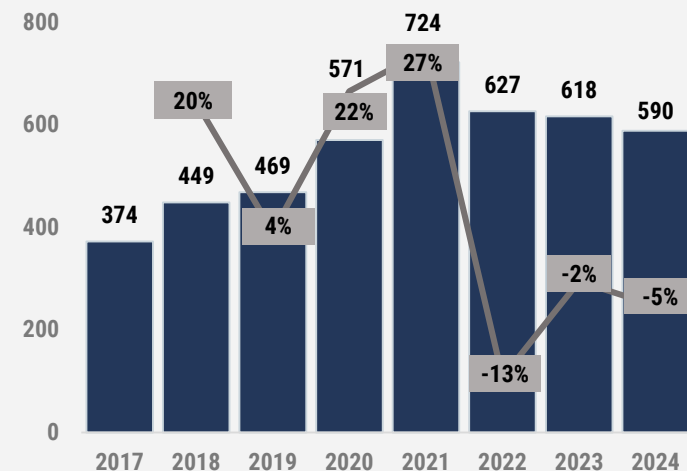
Imports of Wooden furniture (others) in the Netherlands, M\$



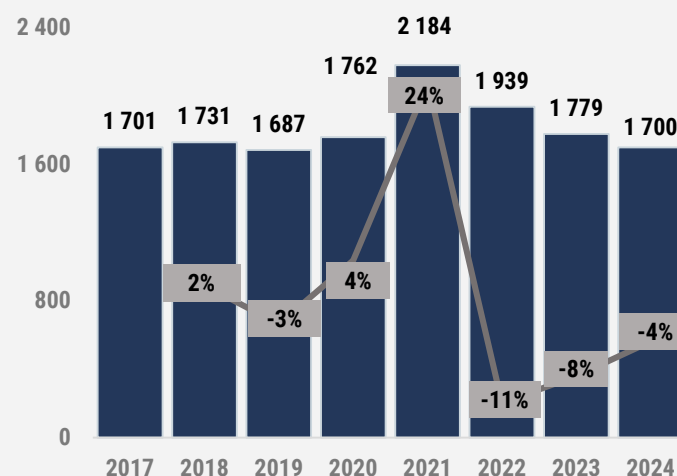
Imports of Parts of furniture (of wood, n.e.s.) in the UK, M\$



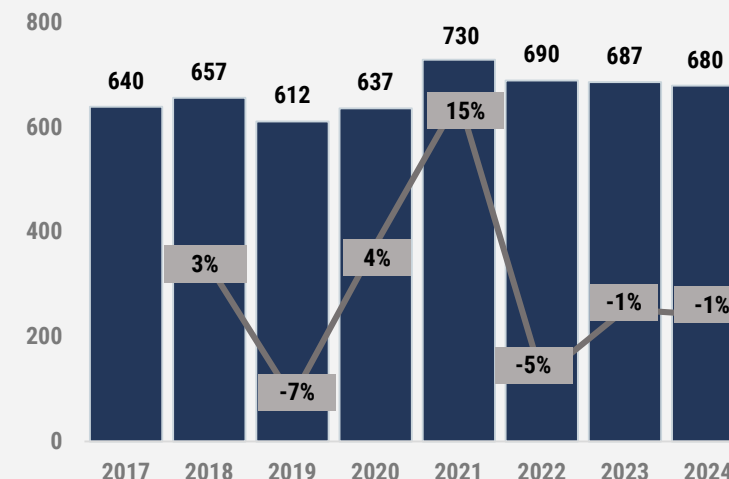
Imports of Wooden furniture (used in bedroom) in the Netherlands, M\$



Imports Value of Seats with wooden frames (upholstered, others) in Germany, M\$

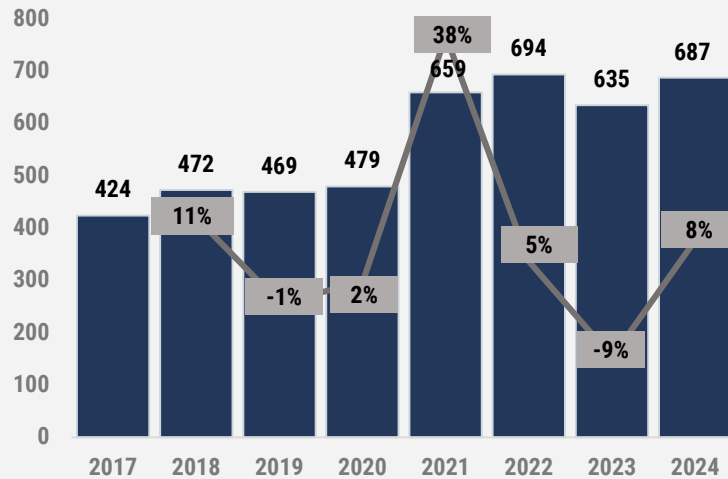


Imports of Wooden Furniture (others) in Switzerland, M\$

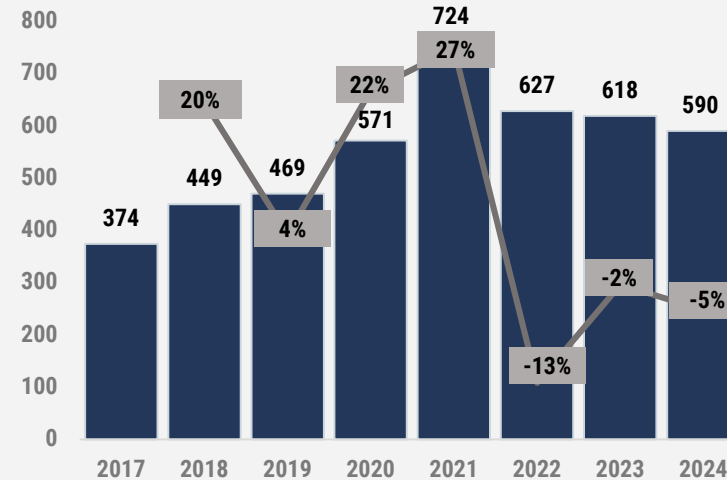


Top-6 Product Markets with the Highest Increase of Imports in Long-term

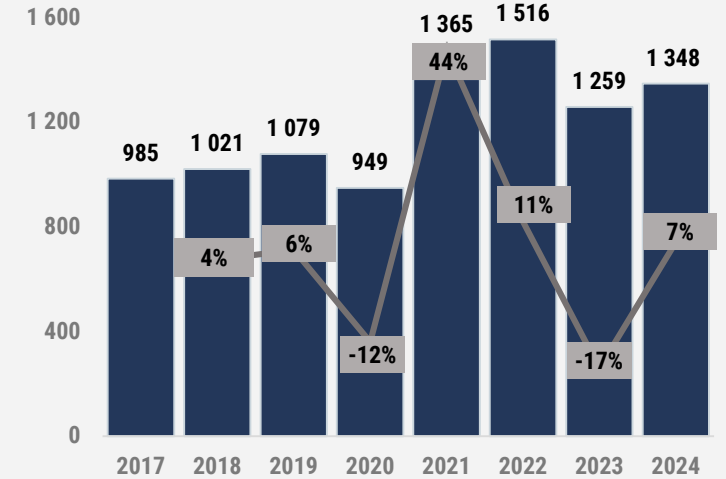
Imports of Wooden furniture (others) in Spain, M\$



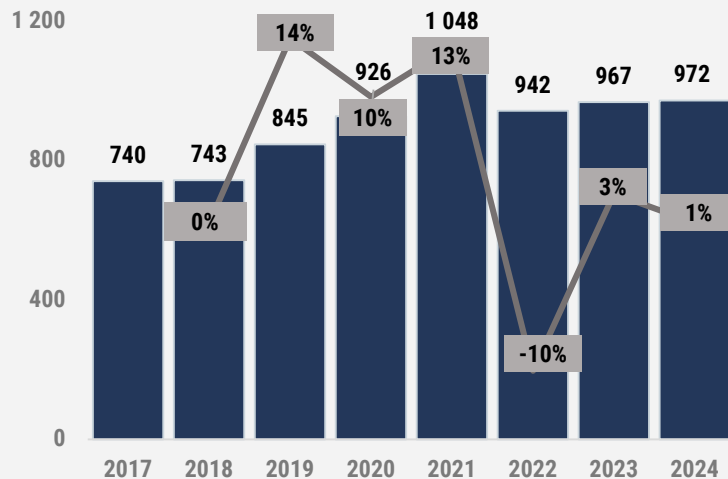
Imports of Wooden furniture (used in bedroom) in the Netherlands, M\$



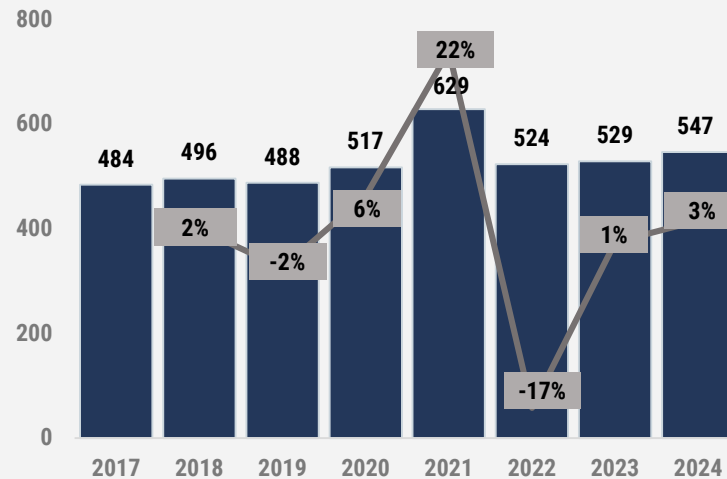
Imports of Seats with wooden frames (upholstered, others) in the UK, M\$



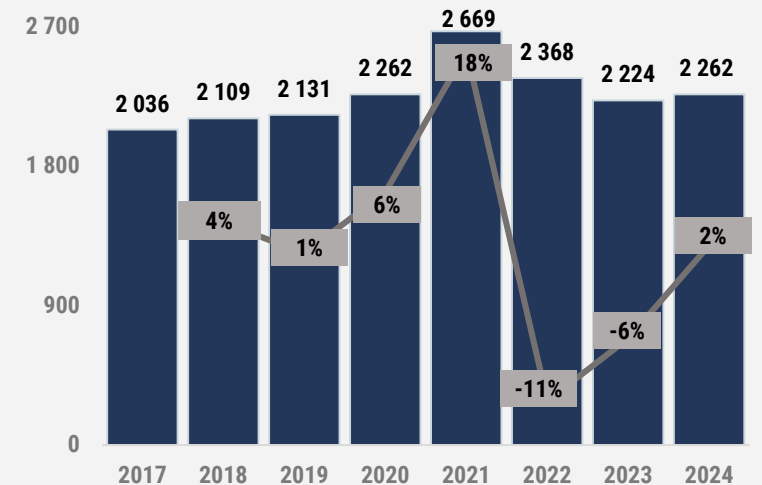
Imports of Wooden furniture (used in Bedroom) in Germany, M\$



Imports of Seats with wooden frames (upholstered, others) in the Netherlands, M\$

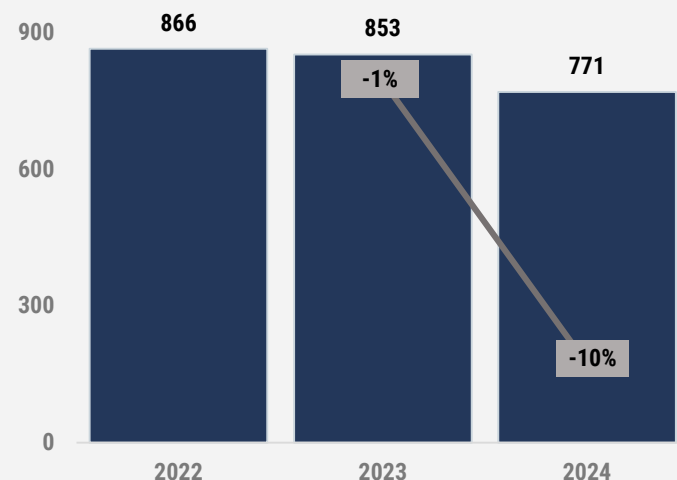


Imports of Wooden furniture (others) in Germany, M\$

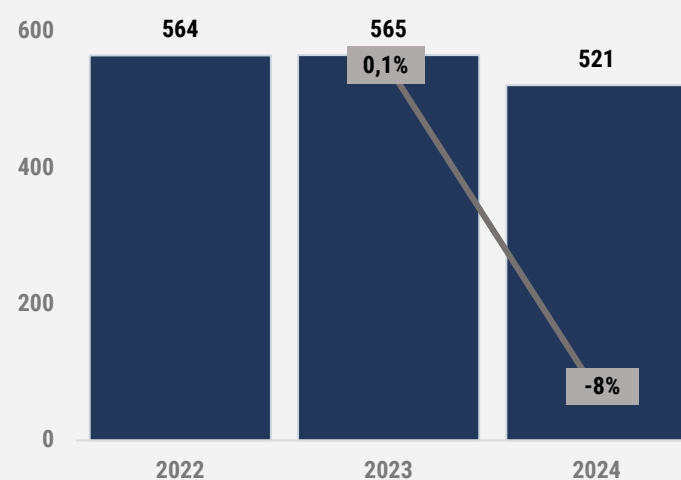


Top-5 Product Markets with the Highest **Decrease** of Imports in Long-term

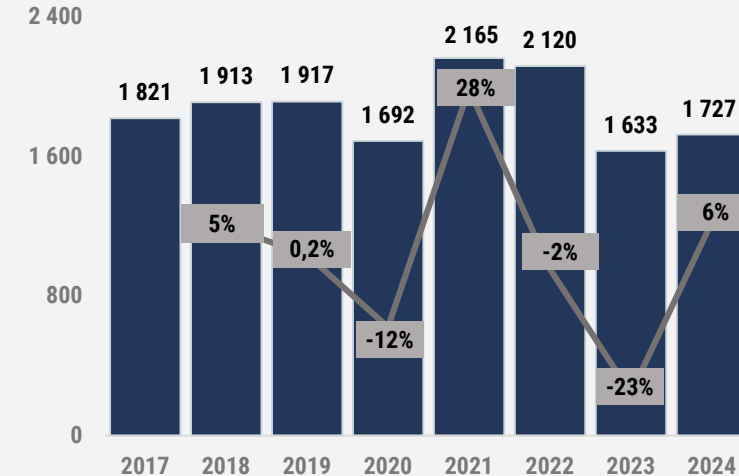
Imports of Parts of furniture (of wood, n.e.s.) in Germany, M\$



Imports of Parts of furniture (of wood, n.e.s.) in the UK, M\$



Imports of Wooden furniture (others) in the UK, M\$



Product Market Scores for Import Potential Estimation

Top-Ranked Product Markets within the Largest-Value Segment

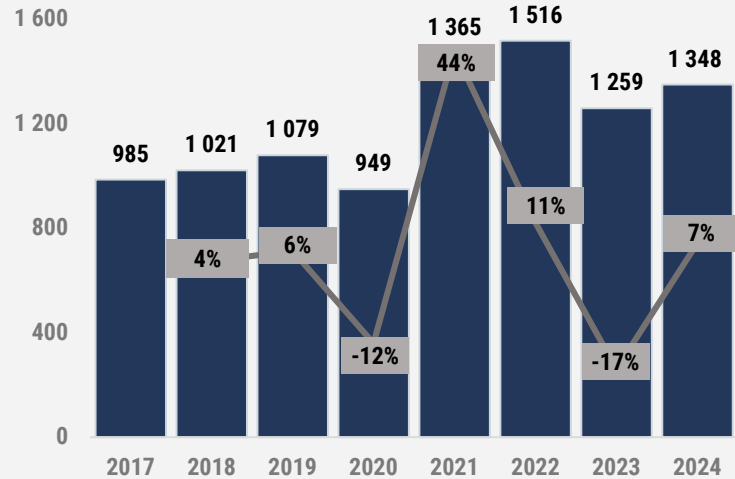
Importing Country	HS Code	Product Description	Imports in 2024, Scores (1-10)	7Y CAGR 2017-2023, Scores (1-10)	Growth Rate in 2024, Scores (1-10)	Total Quantity of Scores
United Kingdom	940161	Seats with wooden frames, upholstered, others	5	6	9	20
Germany	940360	Wooden furniture, others	10	3	6	19
Spain	940360	Wooden furniture, others	1	7	10	18
United Kingdom	940360	Wooden furniture, others	7	2	8	17
United Kingdom	940350	Wooden furniture (except seats) of a kind used in the bedroom	1	3	9	13
Germany	940350	Wooden Furniture (except seats) of a kind used in the bedroom	3	5	5	13

Lowest-Ranked Product Markets within the Largest-Value Segment

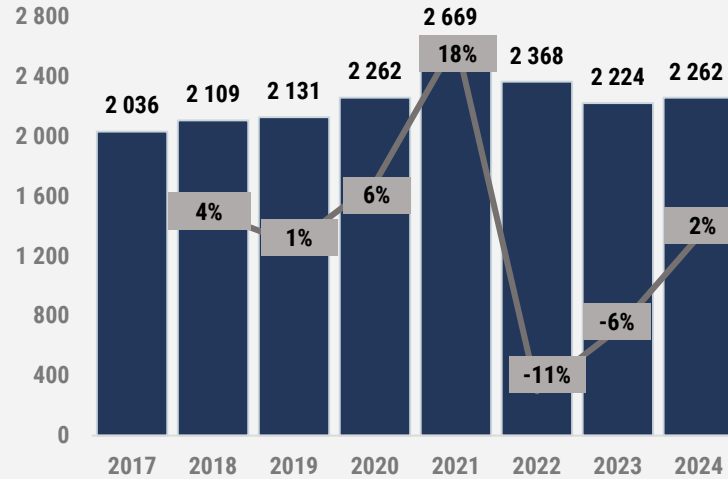
Importing Country	HS Code	Product Description	Imports in 2024, Scores (1-10)	7Y CAGR 2017-2023, Scores (1-10)	Growth Rate in 2024, Scores (1-10)	Total Quantity of Scores
Germany	940391	Parts of furniture, of wood, n.e.s. (excl. of seats or medical, surgical, dental or veterinary furniture)	1	0	0	1
United Kingdom	940391	Parts of furniture, of wood, n.e.s. (excl. of seats or medical, surgical, dental or veterinary furniture)	0	1	1	2
Netherlands	940360	Wooden furniture, others	2	3	0	5
Switzerland	940360	Wooden furniture, others	1	3	5	9
Netherlands	940161	Seats with wooden frames, upholstered, others	0	3	7	10
Netherlands	940340	Wooden furniture (except seats) of a kind used in the kitchen	0	7	3	10

Top-Ranked Product Markets within the Largest-Value Segment

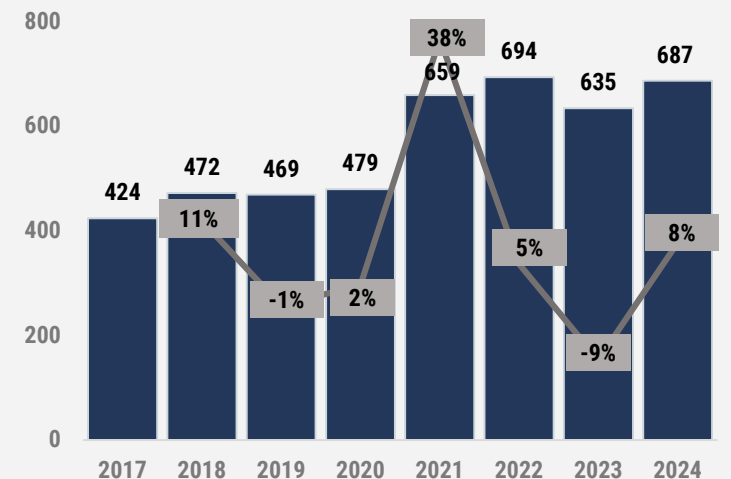
Imports of Seats with wooden frames, upholstered, others in the UK, M\$



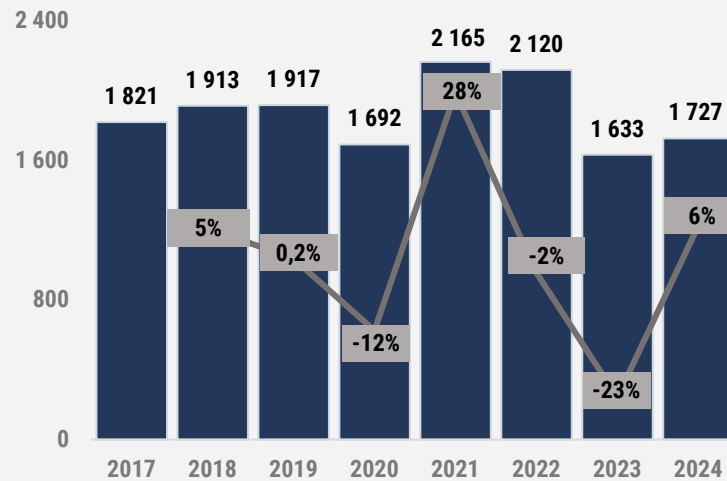
Imports of Wooden furniture (others) in Germany, M\$



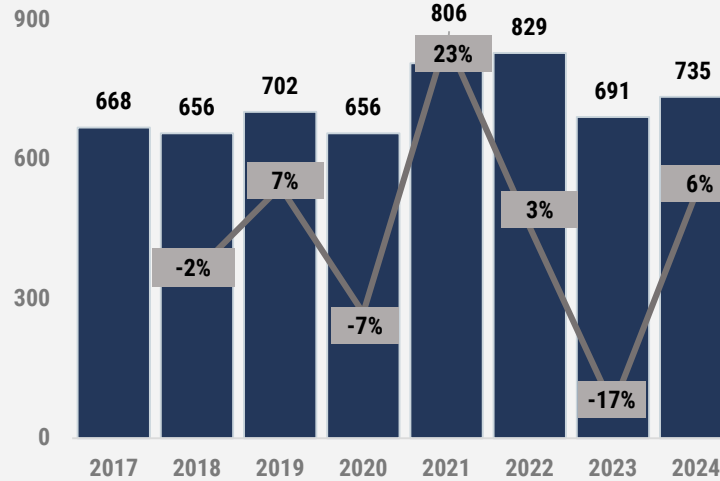
Imports of Wooden furniture (others) in Spain, M\$



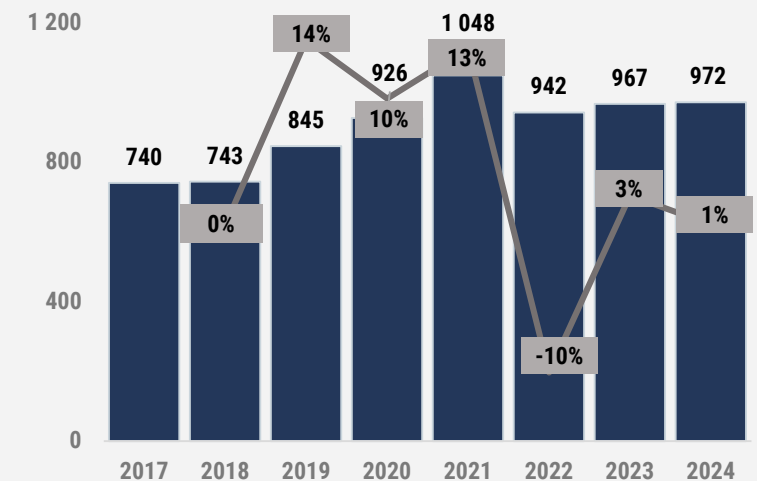
Imports of Wooden furniture (others) in the UK, M\$



Imports of Wooden furniture (used in bedroom) in the UK, M\$

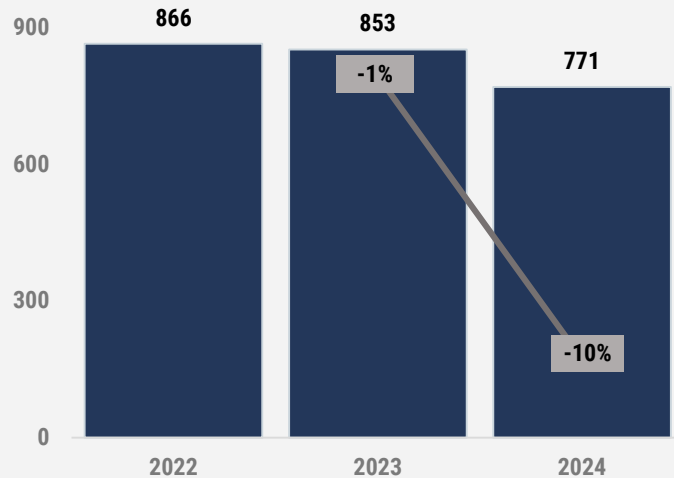


Imports of Wooden furniture (used in bedroom) in Germany, M\$

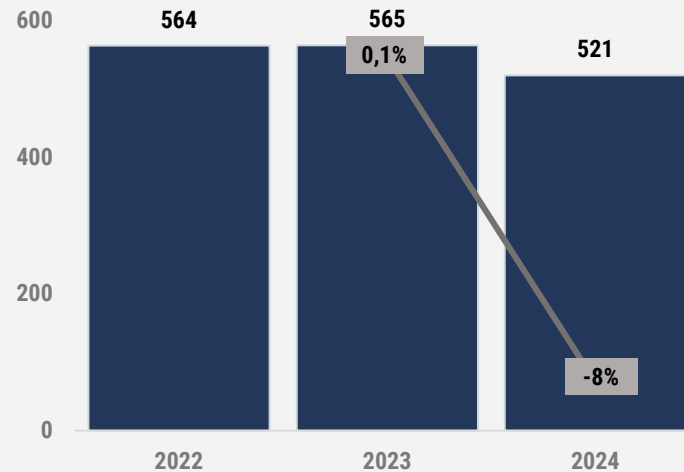


Lowest-Ranked Product Markets within the Largest-Value Segment

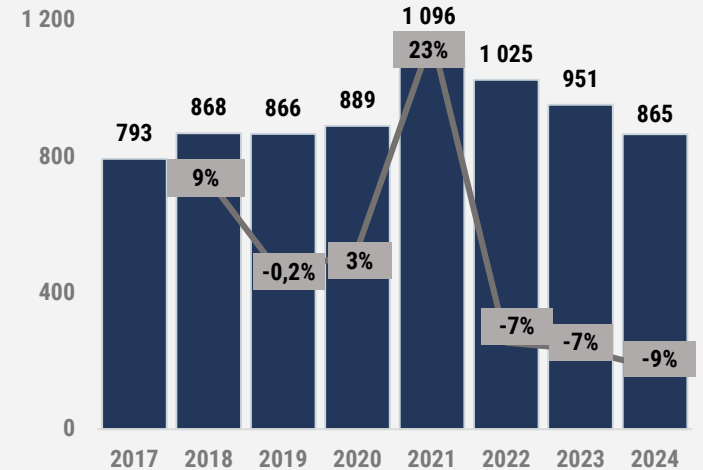
Imports of Parts of furniture (of wood, n.e.s.) in Germany, M\$



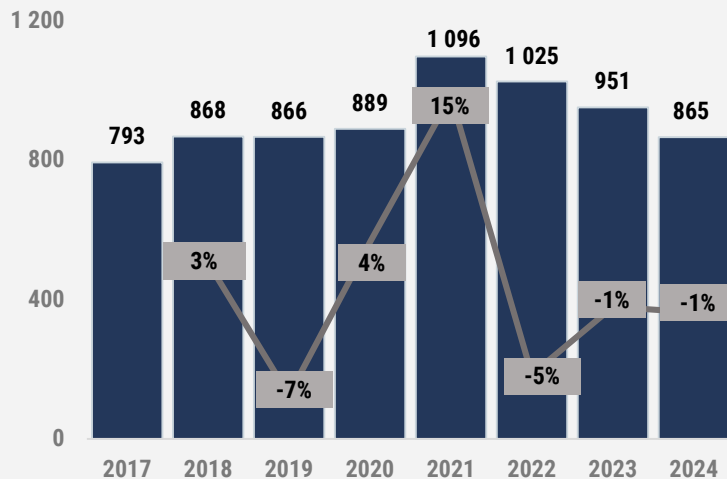
Imports of Parts of furniture (of wood, n.e.s.) in the UK, M\$



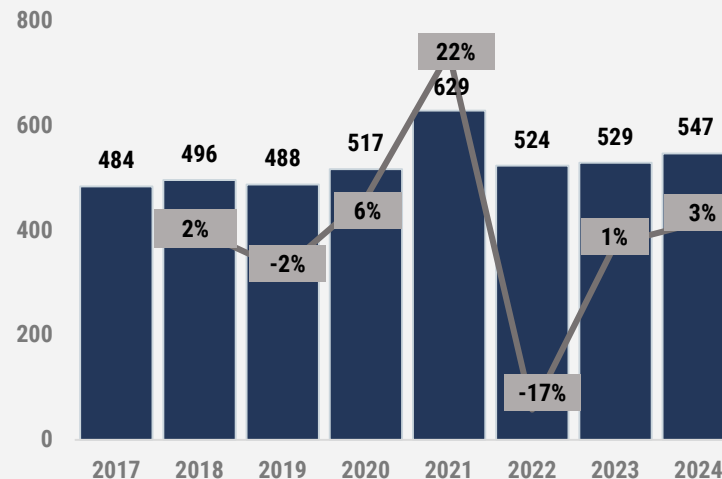
Imports of Wooden furniture (others) in the Netherlands, M\$



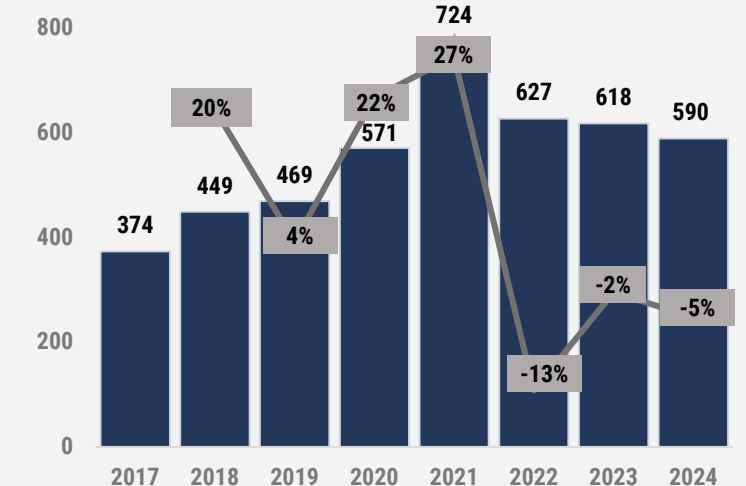
Imports of Wooden furniture (others) in Switzerland, M\$



Imports of Seats with wooden frames (upholstered, others) in the Netherlands, M\$



Imports of Wooden furniture (used in kitchen) in the Netherlands, M\$



Largest Importing Markets of Wooden Furniture (\$)

The following markets of wooden furniture, whose HS code starts with 9403, have been identified as the most promising products within the Largest-Value Segment

- German markets of Wooden furniture, others (HS code 940360) and Wooden furniture (except seats) of a kind used in the bedroom (HS code: 940350)
- UK markets of Wooden furniture, others (HS code 940360) and Wooden furniture (except seats) of a kind used in the bedroom (HS code: 940350)
- Spanish market of Wooden furniture, others (HS code 940360)

In the table on right, the values of furniture imports from these markets are presented over the last twelve months.

The highest increase among them was registered in Spanish markets and achieved 13.78% compared to the same period a year before.

Furniture imports of the UK and Germany grew by 8.13% and 3.17% over the same period.

Imports value by Country

Country Analyzed	Last Twelve Months Period (LTM)	Product Imports in LTM, M US \$	Product Imports in the Period 12 Months Before LTM, M US \$	Product Imports Growth in LTM Compared to the Same Period 12 Months Before, %
USA	04.2024 - 03.2025	29 317,03	27 422,16	6,91%
Germany	03.2024 - 02.2025	7 255,91	7 032,97	3,17%
United Kingdom	04.2024 - 03.2025	5 622,32	5 199,59	8,13%
Netherlands	03.2024 - 02.2025	3 381,4	3 399,42	-0,53%
Canada	03.2024 - 02.2025	3 062,34	3 173,74	-3,51%
Japan	04.2024 - 03.2025	2 639,36	2 588,12	1,98%
Switzerland	05.2024 - 04.2025	2 359,11	2 370,01	-0,46%
Spain	03.2024 - 02.2025	1 935,04	1 700,69	13,78%
Italy	03.2024 - 02.2025	1 836,79	1 704,99	7,73%
Poland	04.2024 - 03.2025	1 705,46	1 440,42	18,40%

* Table "Imports Value by Country" is sourced from our Cross-Country Wooden Furniture Market Report (HS Code 9403)

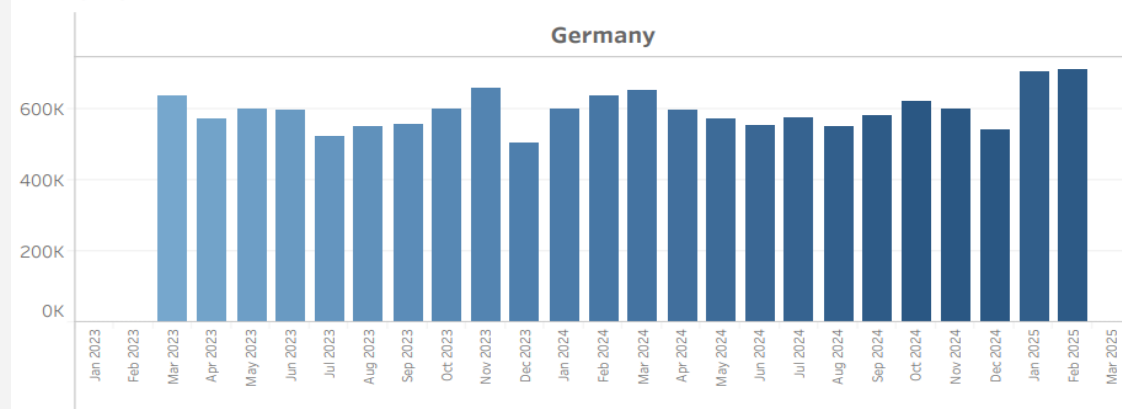
Last Twelve Months Trends: Country-Specific Monthly Data on Imports (\$)

The following markets of wooden furniture, whose HS code starts with 9403, have been identified as the most promising products within the Largest-Value Segment

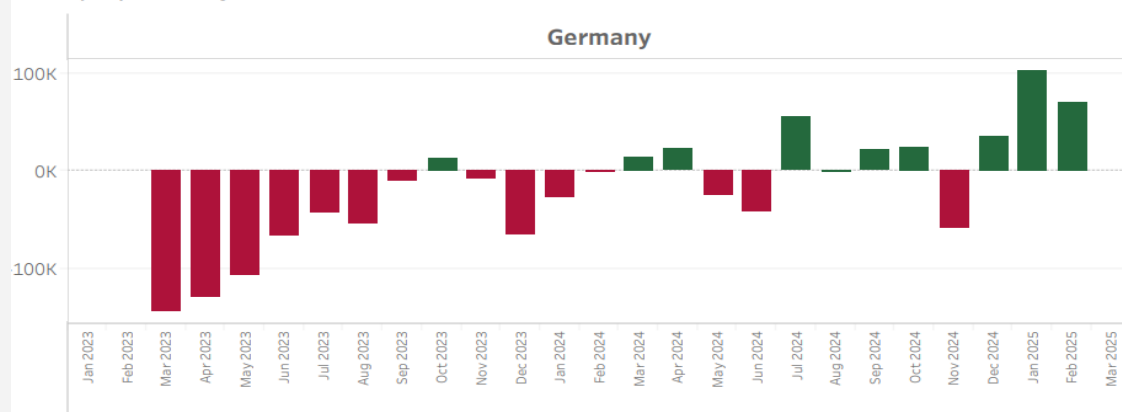
- German markets of Wooden furniture, others (HS code 940360) and Wooden furniture (except seats) of a kind used in the bedroom (HS code: 940350)
- UK markets of Wooden furniture, others (HS code 940360) and Wooden furniture (except seats) of a kind used in the bedroom (HS code: 940350)
- Spanish market of Wooden furniture, others (HS code 940360),

The recent dynamics of imports (in US \$) for wooden furniture (HS code 9403) across key markets – Germany, Spain and the United Kingdom are presented below within the global context:

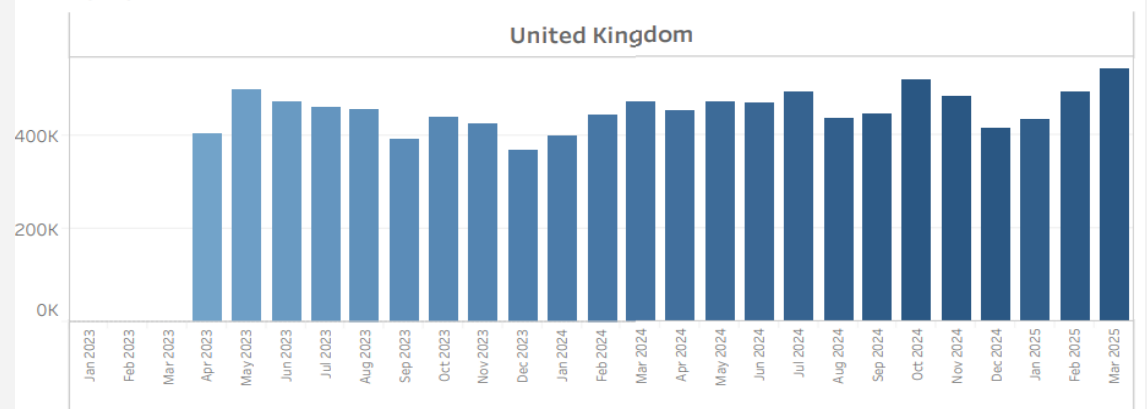
Monthly imports, k USD



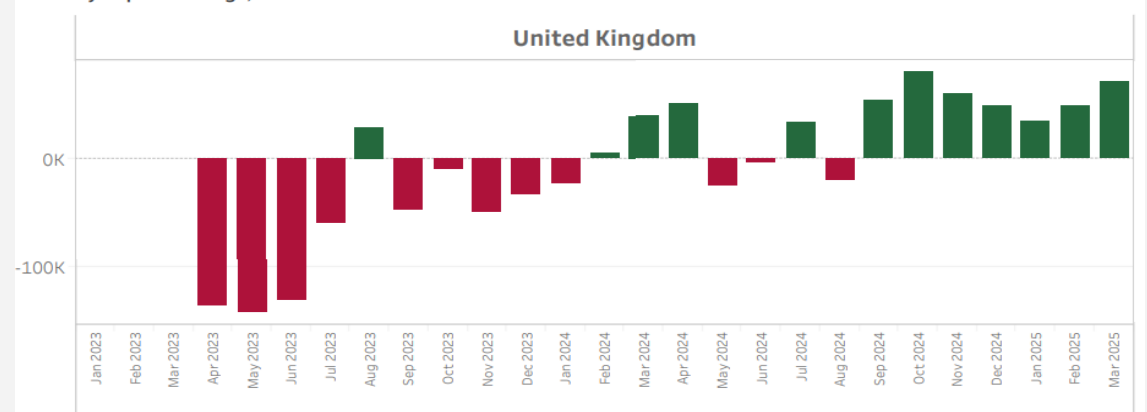
Monthly imports change, k USD



Monthly imports, k USD



Monthly imports change, k USD



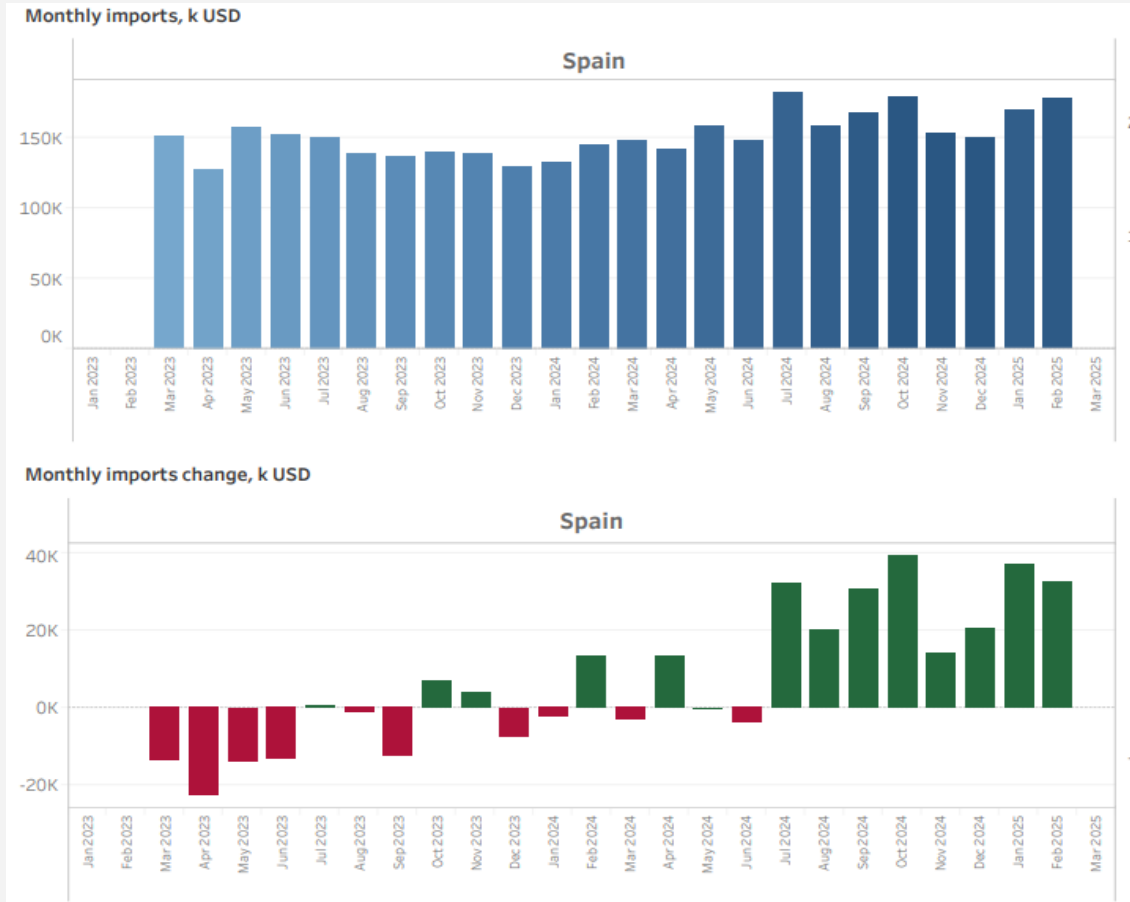
* The figures are sourced from our Cross-Country Wooden Furniture Market Report (HS Code 9403)

Last Twelve Months Trends: Country-Specific Monthly Data on Imports (\$)

The following markets of wooden furniture, whose HS code starts with 9403, have been identified as the most promising products within the Largest-Value Segment

- German markets of Wooden furniture, others (HS code 940360) and Wooden furniture (except seats) of a kind used in the bedroom (HS code: 940350)
- UK markets of Wooden furniture, others (HS code 940360) and Wooden furniture (except seats) of a kind used in the bedroom (HS code: 940350)
- Spanish market of Wooden furniture, others (HS code 940360),

The recent dynamics of imports (in US \$) for wooden furniture (HS code 9403) across key markets – Germany, Spain and the United Kingdom are presented below within the global context:



* The figures are sourced from our Cross-Country Wooden Furniture Market Report (HS Code 9403)

5.2

Large Product Markets: yearly imports ranging from 50 M\$ to 500 M\$ per one product and one market

Wooden “Product-Markets” with Imports Value of 50 M\$ - 500 M\$

• Product-Markets Ranked **14– 38** by the size of Import Value (out of 624 “Product-Markets” combinations)

Rank by Imports value In 2024	Importing Country	HS Code	Product Description	2017, M\$	2018, M\$	2019, M\$	2020, M\$	2021, M\$	2022, M\$	2023, M\$	2024, M\$	Growth Rate in 2024	8Y CAGR, 2017-2024
14	Italy	940360	Wooden furniture, others	384	393	381	337	451	482	506	465	-8,20%	2,43%
15	Switzerland	940161	Seats with wooden frames, upholstered, others	383	400	369	382	457	429	422	401	-4,93%	0,57%
16	Switzerland	940340	Wooden furniture (except seats) used in the kitchen	348	362	337	334	381	368	383	376	-1,91%	0,95%
17	Czechia	940360	Wooden furniture, others	160	189	201	285	426	414	408	375	-8,18%	11,26%
18	Belgium	940360	Wooden furniture, others	327	342	319	326	424	412	354	374	5,71%	1,72%
19	Poland	940360	Wooden furniture, others	203	249	267	315	441	655	465	363	-21,86%	7,57%
20	Switzerland	940350	Wooden furniture (except seats) of a kind used in the bedroom	297	317	295	313	338	335	346	348	0,54%	2,01%
21	Germany	441819	Windows, french windows and their frames, of wood (excl. of tropical wood)	n/a	n/a	n/a	n/a	n/a	382	385	348	-9,56%	-3,03%
22	United Kingdom	940340	Wooden furniture (except seats) used in the kitchen	169	143	139	141	231	359	359	338	-5,74%	9,03%
23	Germany	441875	Assembled flooring panels, other, multilayer	349	358	371	383	480	554	298	336	12,77%	-0,46%
24	Netherlands	940350	Wooden furniture (except seats) used in bedroom	264	283	289	323	352	353	344	333	-3,28%	2,96%
25	Denmark	940360	Wooden furniture, others	241	252	238	265	350	367	327	327	-0,02%	3,87%
26	Denmark	940161	Seats with wooden frames, upholstered, others	242	265	263	284	333	357	325	321	-1,14%	3,61%
27	Sweden	940360	Wooden furniture, others	395	386	336	338	377	388	309	312	1,04%	-2,92%
28	United Kingdom	441819	Windows, french windows and their frames, of wood (excl. of tropical wood)	n/a	n/a	n/a	n/a	n/a	298	305	301	-1,15%	0,36%
29	United Kingdom	441829	Doors and their frames and thresholds, of wood (excl. of tropical wood)	n/a	n/a	n/a	n/a	n/a	348	279	291	4,35%	-5,78%
30	Norway	940360	Wooden furniture, others	283	291	280	273	317	318	276	283	2,37%	-0,03%
31	Belgium	940161	Seats with wooden frames, upholstered, others	254	257	249	242	320	305	272	276	1,45%	1,04%
32	Italy	441881	Glue-laminated timber 'glulam'	n/a	n/a	n/a	n/a	n/a	356	291	270	-7,24%	-8,80%
33	Romania	940360	Wooden furniture, others	169	231	244	206	243	245	249	248	-0,39%	4,88%
34	Sweden	940161	Seats with wooden frames, upholstered, others	245	285	256	263	340	272	226	236	4,63%	-0,49%
35	Spain	940161	Seats with wooden frames, upholstered, others	140	160	146	138	203	177	169	225	33,09%	6,08%
36	Germany	940610	Prefabricated buildings of wood	192	220	229	261	368	323	260	207	-20,36%	0,94%
37	Germany	940330	Wooden furniture (except seats) used in offices	157	164	222	235	273	230	229	205	-10,62%	3,38%
38	Netherlands	940391	Parts of furniture, of wood, n.e.s. (excl. of seats or medical, surgical, dental or veterinary furniture)	n/a	n/a	n/a	n/a	n/a	183	189	198	4,59%	2,66%

Wooden “Product-Markets” with Imports Value of 50 M\$ - 500 M\$

• Product-Markets Ranked **39– 63** by the size of Import Value (out of 624 “Product-Markets” combinations)

Rank by Imports value In 2024	Importing Country	HS Code	Product Description	2017, M\$	2018, M\$	2019, M\$	2020, M\$	2021, M\$	2022, M\$	2023, M\$	2024, M\$	Growth Rate in 2024	8Y CAGR, 2017-2024
39	Switzerland	441881	Glue-laminated timber 'glulam'	n/a	n/a	n/a	n/a	n/a	166	172	195	13,10%	5,52%
40	Germany	940169	Seats with wooden frames, not upholstered, others	212	213	230	230	299	294	210	195	-7,17%	-1,09%
41	Norway	940340	Wooden furniture (except seats) used in the kitchen	207	208	206	236	301	289	238	193	-18,70%	-0,84%
42	Norway	940161	Seats with wooden frames, upholstered, others	225	219	225	213	266	237	195	189	-3,33%	-2,16%
43	Italy	940161	Seats with wooden frames, upholstered, others	169	162	175	164	225	198	215	183	-14,84%	0,98%
44	Portugal	940360	Wooden furniture, others	110	123	123	116	144	169	169	181	7,15%	6,45%
45	Italy	940391	Parts of furniture, of wood, n.e.s.	n/a	n/a	n/a	n/a	n/a	185	192	171	-10,64%	-2,49%
46	Germany	940141	Seats, convertible into beds, of wood	n/a	n/a	n/a	n/a	n/a	193	165	170	3,15%	-4,09%
47	Switzerland	441875	Assembled flooring panels, other, multilayer	140	148	140	152	188	199	156	167	6,58%	2,20%
48	Ireland	940360	Wooden furniture, others	88	103	111	109	153	177	151	162	7,78%	7,94%
49	Belgium	940340	Wooden furniture (except seats) used in the kitchen	123	134	136	147	183	176	166	161	-2,65%	3,39%
50	Sweden	940391	Parts of furniture, of wood, n.e.s.	n/a	n/a	n/a	n/a	n/a	190	177	158	-10,84%	-5,97%
51	Germany	441881	Glue-laminated timber 'glulam'	n/a	n/a	n/a	n/a	n/a	226	177	157	-11,63%	-11,54%
52	Norway	940610	Prefabricated buildings of wood	311	327	333	258	282	302	197	155	-21,48%	-8,35%
53	Switzerland	441819	Windows, french windows and their frames, of wood	n/a	n/a	n/a	n/a	n/a	136	151	154	2,24%	4,42%
54	Germany	940340	Wooden furniture (except seats) used in the kitchen	121	111	110	115	184	178	170	152	-10,26%	2,95%
55	Netherlands	940169	Seats with wooden frames, not upholstered, others	123	138	148	156	203	185	155	151	-2,76%	2,55%
56	United Kingdom	940330	Wooden furniture (except seats) used in offices	126	140	141	151	155	158	141	148	5,13%	2,00%
57	Greece	940360	Wooden furniture, others	74	86	86	82	112	121	132	143	8,86%	8,61%
58	Italy	441875	Assembled flooring panels, other, multilayer	93	129	97	85	122	198	149	136	-8,43%	4,97%
59	United Kingdom	940610	Prefabricated buildings of wood	56	80	76	80	96	171	132	135	2,24%	11,58%
60	Spain	940391	Parts of furniture, of wood, n.e.s.	n/a	n/a	n/a	n/a	n/a	123	132	135	2,41%	3,01%
61	Switzerland	441829	Doors and their frames and thresholds, of wood	n/a	n/a	n/a	n/a	n/a	125	128	134	4,67%	2,41%
62	Hungary	940360	Wooden furniture, others	82	95	102	112	129	136	128	134	4,82%	6,34%
63	Spain	940350	Wooden furniture used in the bedroom	94	126	141	104	112	119	110	132	20,60%	4,43%

Wooden “Product-Markets” with Imports Value of 50 M\$ - 500 M\$

• Product-Markets Ranked **64– 88** by the size of Import Value (out of 624 “Product-Markets” combinations)

Rank by Imports value In 2024	Importing Country	HS Code	Product Description	2017, M\$	2018, M\$	2019, M\$	2020, M\$	2021, M\$	2022, M\$	2023, M\$	2024, M\$	Growth Rate in 2024	8Y CAGR, 2017-2024
64	United Kingdom	940169	Seats with wooden frames, not upholstered, others	154	140	136	110	156	166	115	128	11,09%	-2,26%
65	United Kingdom	441821	Doors and their frames and thresholds, of tropical wood	n/a	n/a	n/a	n/a	n/a	123	115	128	11,44%	1,24%
66	Norway	441829	Doors and their frames and thresholds, of wood	n/a	n/a	n/a	n/a	n/a	145	144	128	-11,42%	-4,11%
67	Italy	940350	Wooden furniture (except seats) used in bedroom	104	147	126	109	161	127	144	126	-12,45%	2,53%
68	Denmark	441819	Windows, french windows and their frames, of wood	n/a	n/a	n/a	n/a	n/a	222	149	126	-15,15%	-17,19%
69	Slovakia	940360	Wooden furniture, others	88	89	95	156	132	141	138	126	-8,98%	4,55%
70	United Kingdom	441875	Assembled flooring panels, other, multilayer	104	100	103	98	144	154	133	125	-6,51%	2,24%
71	Ireland	940161	Seats with wooden frames, upholstered, others	72	90	95	86	146	152	115	123	7,29%	6,92%
72	Denmark	940391	Parts of furniture, of wood, n.e.s. (excl. of seats or medical, surgical, dental or veterinary furniture)	n/a	n/a	n/a	n/a	n/a	128	108	120	12,02%	-2,06%
73	Romania	940350	Wooden furniture (except seats) used in bedroom	40	53	61	77	98	98	105	120	14,74%	14,79%
74	Czechia	940161	Seats with wooden frames, upholstered, others	87	109	100	92	116	124	109	118	7,96%	3,83%
75	Belgium	940350	Wooden furniture (except seats) used in bedroom	91	97	99	109	127	119	112	118	5,47%	3,37%
76	Poland	940161	Seats with wooden frames, upholstered, others	52	65	68	89	149	179	119	114	-3,53%	10,35%
77	Sweden	441829	Doors and their frames and thresholds, of wood						172	139	114	-18,38%	-12,85%
78	Croatia	940360	Wooden furniture, others	61	76	83	75	90	93	107	112	4,86%	7,92%
79	Spain	940340	Wooden furniture (except seats) used in the kitchen	56	79	79	67	83	83	92	111	20,01%	8,79%
80	Finland	940360	Wooden furniture, others	105	104	103	103	120	135	120	110	-8,13%	0,58%
81	Italy	940340	Wooden furniture (except seats) used in kitchen	43	41	52	46	44	69	102	109	7,08%	12,36%
82	Germany	441829	Doors and their frames and thresholds, of wood	n/a	n/a	n/a	n/a	n/a	116	113	106	-6,04%	-2,78%
83	Switzerland	940391	Parts of furniture, of wood, n.e.s. (excl. of seats or medical, surgical, dental or veterinary furniture)	n/a	n/a	n/a	n/a	n/a	98	110	103	-6,40%	1,74%
84	Poland	940350	Wooden furniture (except seats) used in bedroom	51	64	78	88	109	157	116	102	-11,77%	9,14%
85	Netherlands	441819	Windows, french windows and their frames, of wood	n/a	n/a	n/a	n/a	n/a	91	101	98	-2,52%	2,47%
86	Denmark	441829	Doors and their frames and thresholds, of wood	n/a	n/a	n/a	n/a	n/a	61	112	97	-13,28%	16,92%
87	Netherlands	441829	Doors and their frames and thresholds, of wood	n/a	n/a	n/a	n/a	n/a	101	102	97	-5,09%	-1,38%
88	Czechia	940350	Wooden furniture (except seats) used in bedroom	48	60	62	72	90	87	91	95	4,42%	8,95%

Wooden “Product-Markets” with Imports Value of 50 M\$ - 500 M\$

- Product-Markets Ranked **89– 113** by the size of Import Value (out of 624 “Product-Markets” combinations)

Rank by Imports value In 2024	Importing Country	HS Code	Product Description	2017, M\$	2018, M\$	2019, M\$	2020, M\$	2021, M\$	2022, M\$	2023, M\$	2024, M\$	Growth Rate in 2024	8Y CAGR, 2017-2024
89	Italy	441819	Windows, french windows and their frames, of wood	n/a	n/a	n/a	n/a	n/a	103	139	92	-33,78%	-3,61%
90	Belgium	441819	Windows, french windows and their frames, of wood	n/a	n/a	n/a	n/a	n/a	81	95	92	-3,34%	4,37%
91	Belgium	940391	Parts of furniture, of wood, n.e.s. (excl. of seats or medical, surgical, dental or veterinary furniture)	n/a	n/a	n/a	n/a	n/a	86	89	92	2,51%	2,10%
92	Sweden	441875	Assembled flooring panels, other, multilayer	99	109	107	108	128	138	91	91	0,33%	-0,96%
93	Norway	940391	Parts of furniture, of wood, n.e.s. (excl. of seats or medical, surgical, dental or veterinary furniture)	n/a	n/a	n/a	n/a	n/a	85	86	88	2,38%	1,32%
94	Switzerland	940330	Wooden furniture (except seats) used in offices	91	101	95	87	99	94	95	87	-8,76%	-0,61%
95	Norway	940350	Wooden furniture (except seats) used in bedroom	48	55	55	61	65	65	78	86	10,49%	7,64%
96	Czechia	940340	Wooden furniture (except seats) used in kitchen	55	69	66	70	77	90	78	85	8,98%	5,65%
97	Switzerland	940610	Prefabricated buildings of wood	110	108	76	78	95	96	87	85	-1,97%	-3,19%
98	Spain	940169	Seats with wooden frames, not upholstered, others	57	54	53	59	79	93	75	85	12,67%	5,13%
99	Finland	940161	Seats with wooden frames, upholstered, others	67	87	80	81	101	96	96	83	-12,71%	2,75%
100	Germany	441990	Tableware and kitchenware, of wood, others	62	66	78	81	113	101	79	83	4,56%	3,69%
101	Sweden	940350	Wooden furniture (except seats) used in bedroom	65	75	75	80	92	85	83	82	-1,63%	2,84%
102	Sweden	940340	Wooden furniture (except seats) used in kitchen	98	102	97	103	127	129	98	80	-18,49%	-2,48%
103	Romania	441829	Doors and their frames and thresholds, of wood	0	0	0	0	0	79	72	75	4,60%	-1,52%
104	Croatia	940161	Seats with wooden frames, upholstered, others	43	51	53	49	58	63	68	74	9,39%	7,15%
105	Netherlands	940330	Wooden furniture (except seats) used in offices	85	101	123	134	144	117	112	74	-33,75%	-1,73%
106	Denmark	940350	Wooden furniture (except seats) used in bedroom	66	77	75	83	85	69	82	73	-10,86%	1,16%
107	United Kingdom	940141	Seats, convertible into beds, of wood (excl. garden seats and camping equipment, and medical, dental or surgical furniture)	n/a	n/a	n/a	n/a	n/a	51	62	71	15,47%	11,96%
108	Denmark	940169	Seats with wooden frames, not upholstered, others	34	33	35	38	60	77	58	70	21,37%	9,63%
109	Czechia	441829	Doors and their frames and thresholds, of wood	n/a	n/a	n/a	n/a	n/a	67	67	70	3,98%	1,38%
110	Sweden	441819	Windows, french windows and their frames, of wood	n/a	n/a	n/a	n/a	n/a	87	72	69	-5,00%	-7,64%
111	Romania	940161	Seats with wooden frames, upholstered, others	22	29	31	37	57	57	61	69	12,45%	15,50%
112	Sweden	940610	Prefabricated buildings of wood	115	90	58	63	95	161	98	68	-30,30%	-6,32%
113	Netherlands	940610	Prefabricated buildings of wood	46	61	87	110	111	107	90	67	-25,17%	4,87%

Wooden “Product-Markets” with Imports Value of 50 M\$ - 500 M\$

- Product-Markets Ranked **114– 137** by the size of Import Value (out of 624 “Product-Markets” combinations)

Rank by Imports value In 2024	Importing Country	HS Code	Product Description	2017, M\$	2018, M\$	2019, M\$	2020, M\$	2021, M\$	2022, M\$	2023, M\$	2024, M\$	Growth Rate in 2024	8Y CAGR, 2017-2024
114	United Kingdom	441990	Tableware and kitchenware, of wood, others	49	53	66	56	76	75	61	66	9,70%	3,83%
115	Denmark	940340	Wooden furniture (except seats) used in kitchen	69	78	88	98	140	98	70	65	-7,37%	-0,87%
116	Ireland	940350	Wooden furniture (except seats) used in bedroom	37	46	44	38	52	62	54	64	17,14%	7,17%
117	Italy	940330	Wooden furniture (except seats) used in offices	47	48	50	50	56	50	64	63	-1,27%	3,87%
118	Slovenia	940340	Wooden furniture (except seats) used in the kitchen	31	31	36	37	49	48	49	63	28,55%	9,40%
119	Germany	441882	Cross-laminated timber clt or x-lam (44188200)	n/a	n/a	n/a	n/a	n/a	49	62	63	1,56%	8,36%
120	Portugal	940161	Seats with wooden frames, upholstered, others	38	42	57	49	70	67	56	62	9,63%	6,26%
121	Netherlands	441881	Glue-laminated timber 'glulam' (44188100)	n/a	n/a	n/a	n/a	n/a	88	54	61	12,18%	-11,79%
122	Norway	441819	Windows, french windows and their frames, of wood	n/a	n/a	n/a	n/a	n/a	77	73	60	-18,03%	-7,77%
123	Norway	940330	Wooden furniture (except seats) used in offices	72	71	67	59	72	75	66	59	-10,50%	-2,28%
124	Sweden	940169	Seats with wooden frames, not upholstered, others	66	65	61	63	84	92	58	59	2,17%	-1,29%
125	Lithuania	940360	Wooden furniture, others	55	57	55	58	67	71	64	59	-8,42%	0,68%
126	Croatia	940350	Wooden furniture (except seats) used in bedroom	27	36	35	35	39	44	54	58	7,10%	9,79%
127	Ireland	441819	Windows, french windows and their frames, of wood	n/a	n/a	n/a	n/a	n/a	45	47	57	19,91%	8,15%
128	Slovakia	940350	Wooden furniture (except seats) used in bedroom	26	30	32	36	85	97	60	56	-5,67%	10,38%
129	Ireland	940610	Prefabricated buildings of wood	1	4	10	12	24	35	35	56	58,66%	63,52%
130	Belgium	940169	Seats with wooden frames, not upholstered, others	39	36	36	35	49	61	53	55	3,07%	4,30%
131	Slovenia	940360	Wooden furniture, others	42	40	36	35	52	54	49	55	11,98%	3,40%
132	Italy	940610	Prefabricated buildings of wood	33	31	60	24	52	37	67	54	-19,13%	6,55%
133	Belgium	441875	Assembled flooring panels, other, multilayer	48	55	51	50	70	80	51	54	5,63%	1,67%
134	Poland	441875	Assembled flooring panels, other, multilayer	31	55	0	61	83	127	85	53	-37,04%	7,11%
135	Croatia	940340	Wooden furniture (except seats) used in kitchen	30	38	39	38	38	44	50	53	5,07%	7,41%
136	Portugal	940350	Wooden furniture (except seats) used in bedroom	31	38	39	36	54	51	55	52	-4,98%	6,78%
137	Czechia	940391	Parts of furniture, of wood, n.e.s. (excl. of seats or medical, surgical, dental or veterinary furniture)	n/a	n/a	n/a	n/a	n/a	51	45	50	11,25%	-0,62%

Most Growing Product Markets within Large-value Segment

Among the product markets in this group, Ireland’s market for prefabricated wooden buildings leads this category with exceptional import growth, recording a 59% year-over-year increase in 2024 and a 64% compound annual growth rate (CAGR) over the 2017-2024 period.

Goods with highest short-term growth of imports in 2024

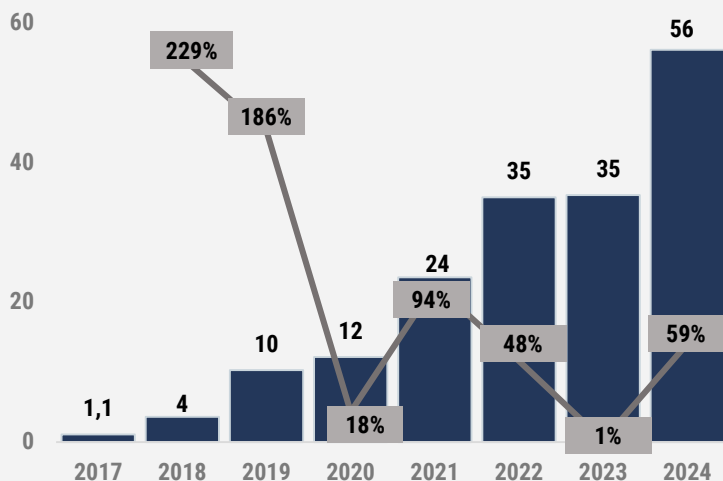
Importing Country	HS Code	Product Description	Imports in 2024, M\$	Growth Rate in 2024 (\$), %
Ireland	940610	Prefabricated buildings of wood	56	58,66%
Spain	940161	Seats with wooden frames, upholstered, others	225	33,09%
Slovenia	940340	Wooden furniture used in the kitchen	63	28,55%
Denmark	940169	Seats with wooden frames, not upholstered, others	70	21,37%
Spain	940350	Wooden furniture used in the bedroom	132	20,60%
Spain	940340	Wooden furniture used in the kitchen	111	20,01%
Ireland	441819	Windows, french windows, of wood	57	19,91%
Ireland	940350	Wooden furniture (except seats) of a kind used in the bedroom	64	17,14%
United Kingdom	940141	Seats, convertible into beds, of wood	71	15,47%
Romania	940350	Wooden furniture used in the bedroom	120	14,74%
Switzerland	441881	Glue-laminated timber 'glulam'	195	13,10%
Germany	441875	Assembled flooring panels, other, multilayer	336	12,77%
Spain	940169	Seats with wooden frames, not upholstered, others	85	12,67%
Romania	940161	Seats with wooden frames, upholstered, others	69	12,45%
Netherlands	441881	Glue-laminated timber 'glulam'	61	12,18%
Denmark	940391	Parts of furniture, of wood, n.e.s.	120	12,02%
Slovenia	940360	Wooden furniture, others	55	11,98%
United Kingdom	441821	Doors, their frames, of tropical wood	128	11,44%
Czechia	940391	Parts of furniture, of wood, n.e.s.	50	11,25%
United Kingdom	940169	Seats with wooden frames, not upholstered, others	128	11,09%

Goods with highest long-term growth of imports

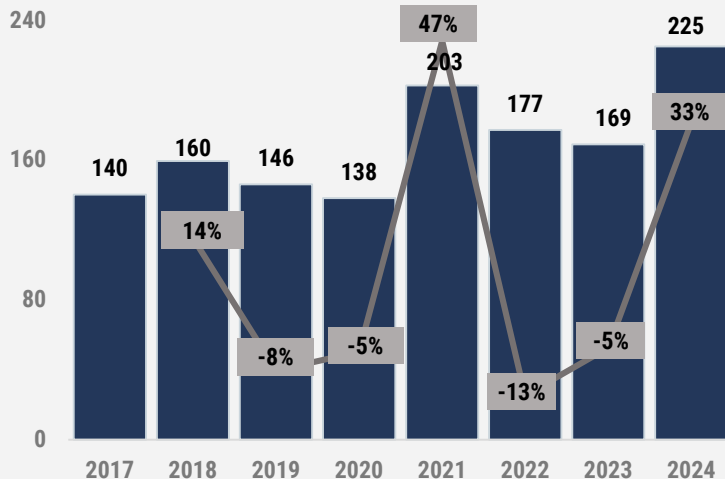
Importing Country	HS Code	Product Description	Imports in 2024, M\$	8Y CAGR, 2017-2024 (\$), %
Ireland	940610	Prefabricated buildings of wood	56	63,52%
Denmark	441829	Doors and their frames, of wood	97	16,92%
Romania	940161	Seats with wooden frames, upholstered, others	69	15,50%
Romania	940350	Wooden furniture used in bedroom	120	14,79%
Italy	940340	Wooden furniture used in kitchen	109	12,36%
United Kingdom	940141	Seats, convertible into beds, of wood	71	11,96%
United Kingdom	940610	Prefabricated buildings of wood	135	11,58%
Czechia	940360	Wooden furniture, others	375	11,26%
Slovakia	940350	Wooden furniture used in bedroom	56	10,38%
Poland	940161	Seats with wooden frames, upholstered, others	114	10,35%
Croatia	940350	Wooden furniture used in bedroom	58	9,79%
Denmark	940169	Seats with wooden frames, not upholstered, others	70	9,63%
Slovenia	940340	Wooden furniture used in kitchen	63	9,40%
Poland	940350	Wooden furniture used in bedroom	102	9,14%
United Kingdom	940340	Wooden furniture used in kitchen	338	9,03%
Czechia	940350	Wooden furniture used in the bedroom	95	8,95%
Spain	940340	Wooden furniture used in the kitchen	111	8,79%
Greece	940360	Wooden furniture, others	143	8,61%
Germany	441882	Cross-laminated timber clt or x-lam	63	8,36%
Ireland	441819	Windows, french windows, of wood	57	8,15%

Top-12 Product Markets with the Highest Increase of Imports in Short-term

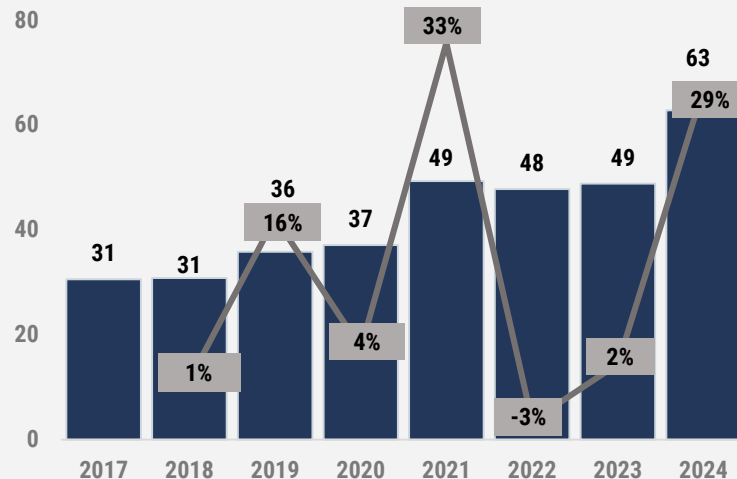
Imports of Prefabricated buildings of wood in Ireland, M\$



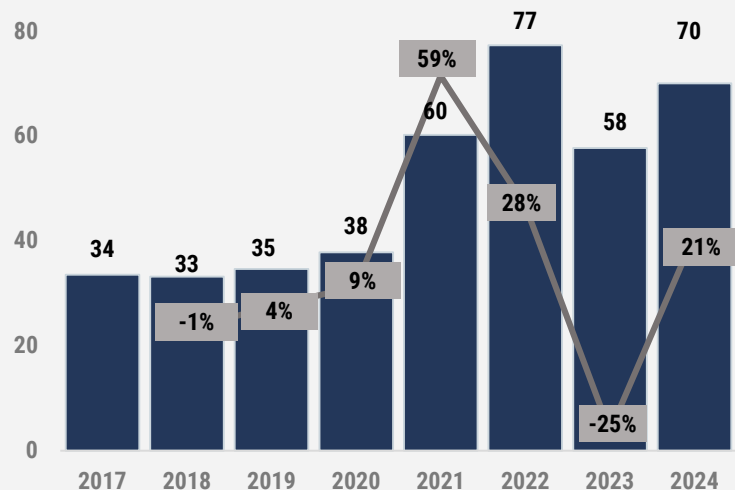
Imports of Seats with wooden frames (upholstered, others) in Spain, M\$



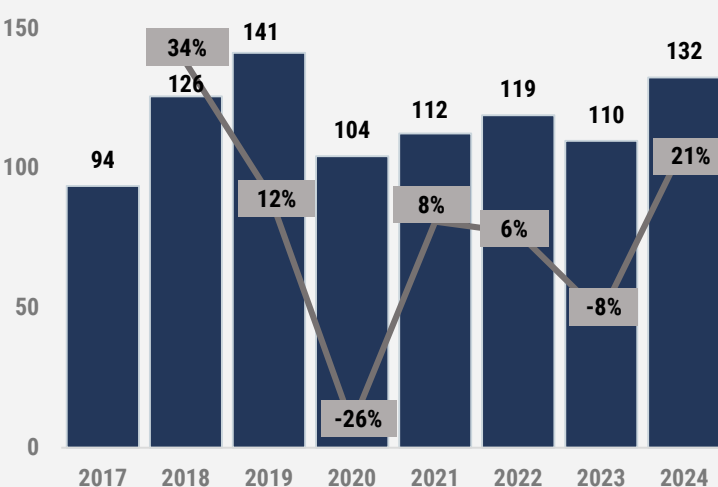
Imports of Wooden furniture used in the kitchen in Slovakia, M\$



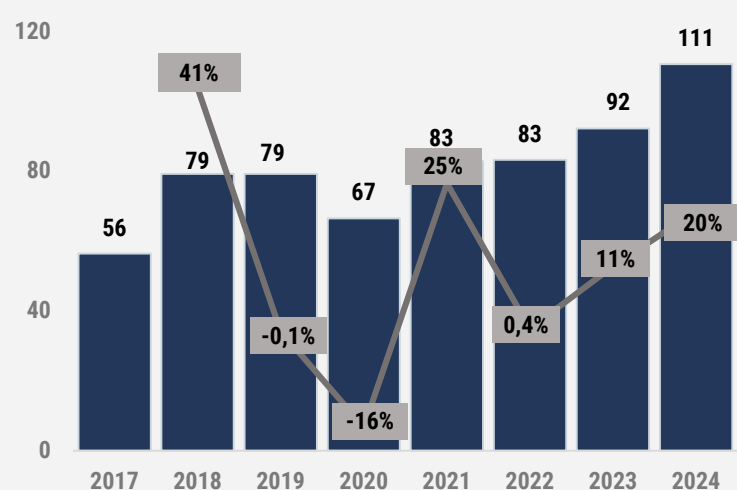
Imports of Seats with wooden frames, not upholstered in Denmark, M\$



Imports Value of Wooden furniture used in the bedroom in Spain, M\$

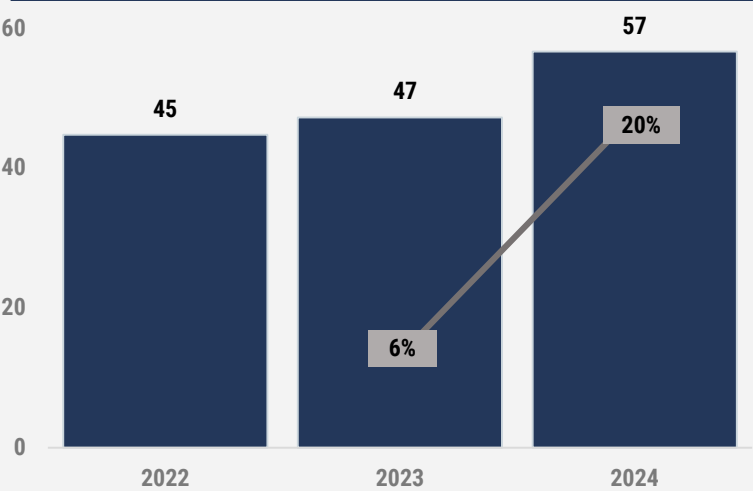


Imports Value of Wooden furniture used in the kitchen in Spain, M\$

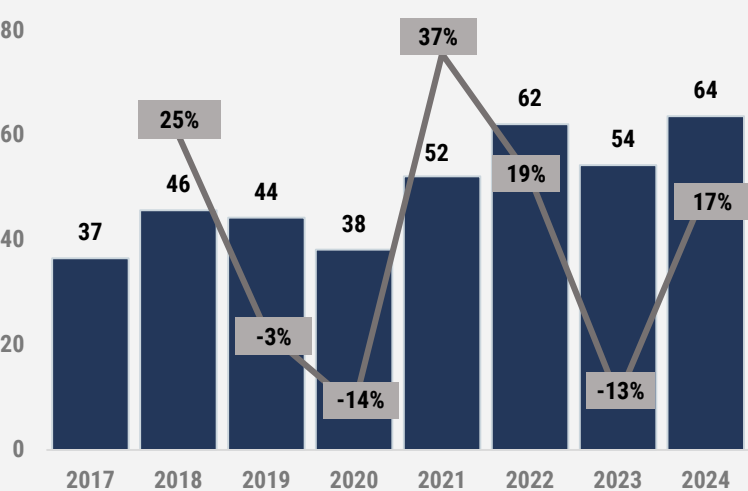


Top-12 Product Markets with the Highest Increase of Imports in Short-term

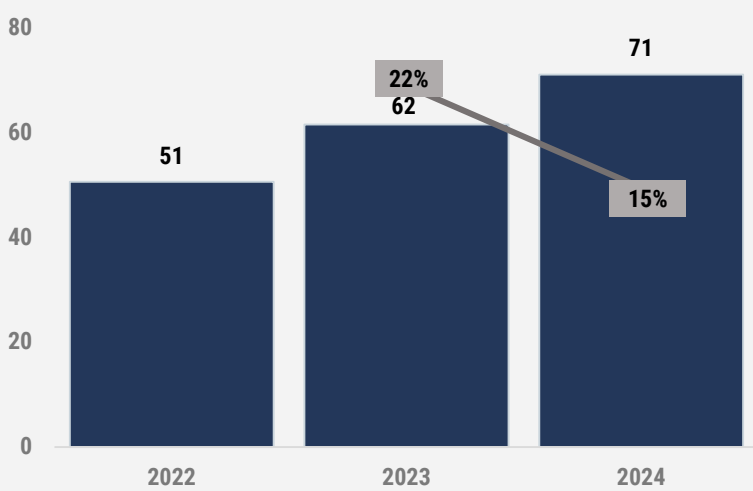
Imports of Windows, french windows, of wood in Ireland, M\$



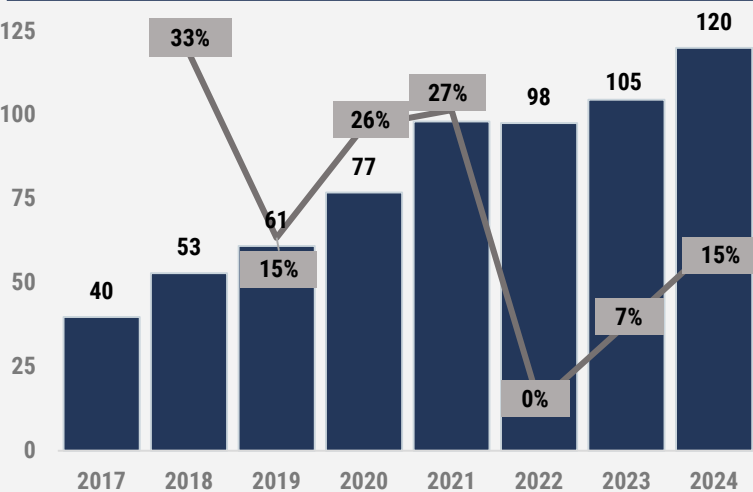
Imports of Wooden furniture used in bedroom in Ireland, M\$



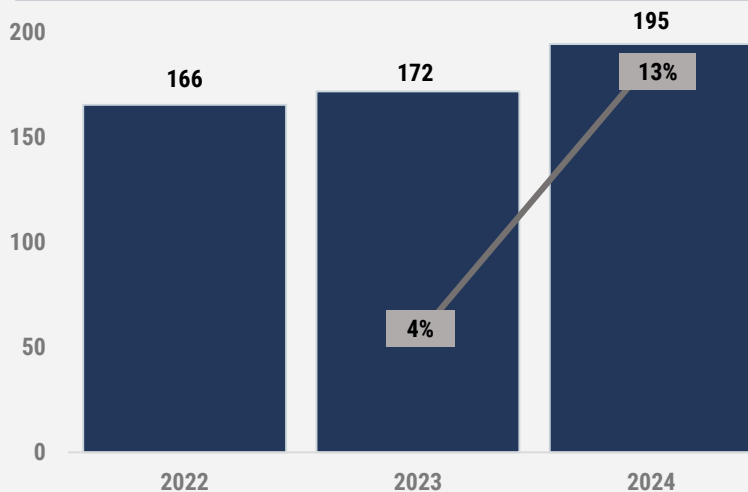
Imports of Seats, convertible into beds, of wood in the UK, M\$



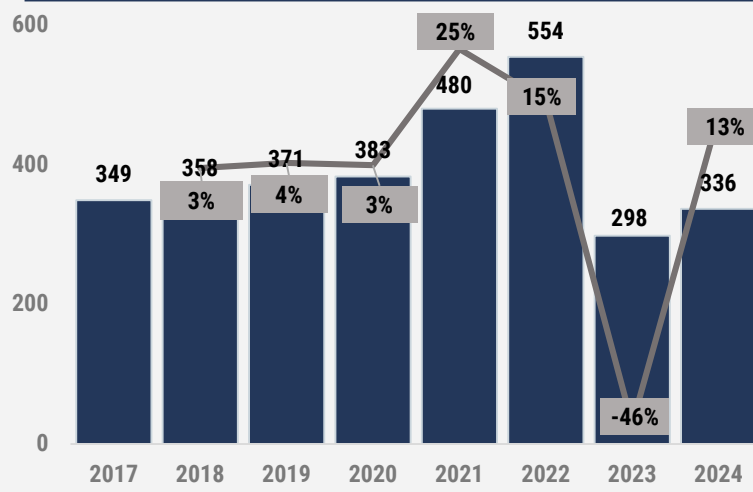
Imports of Wooden furniture used in the bedroom in Romania, M\$



Imports of Glue-laminated timber 'glulam' in Switzerland, M\$

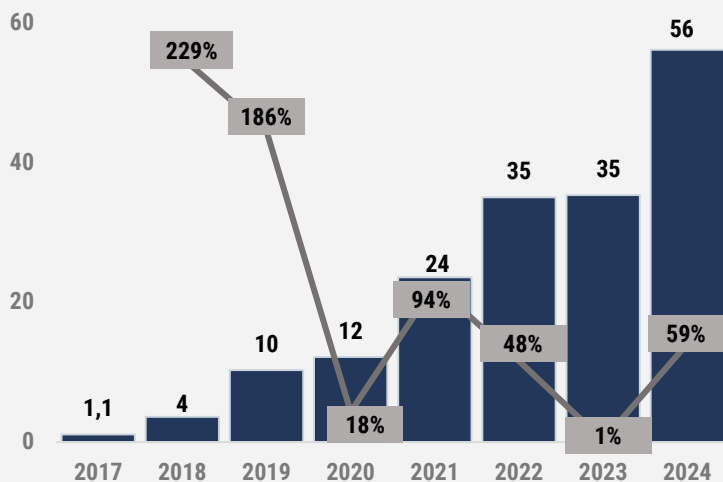


Imports of Assembled flooring panels, other, multilayer in Germany, M\$

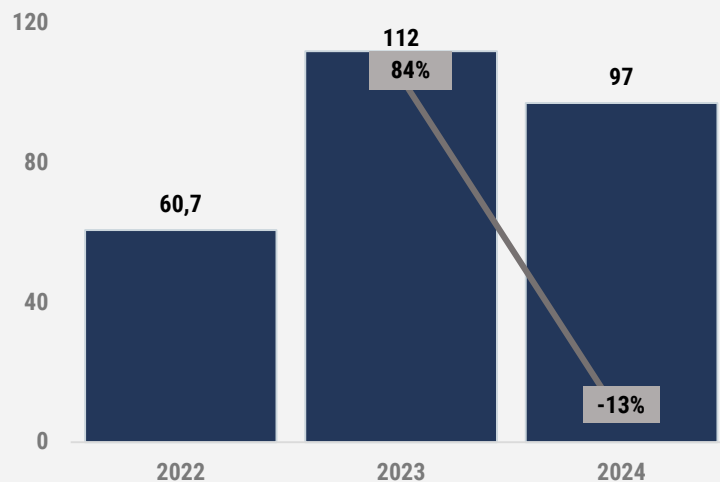


Top-12 Product Markets with the Highest Increase of Imports in Long-term

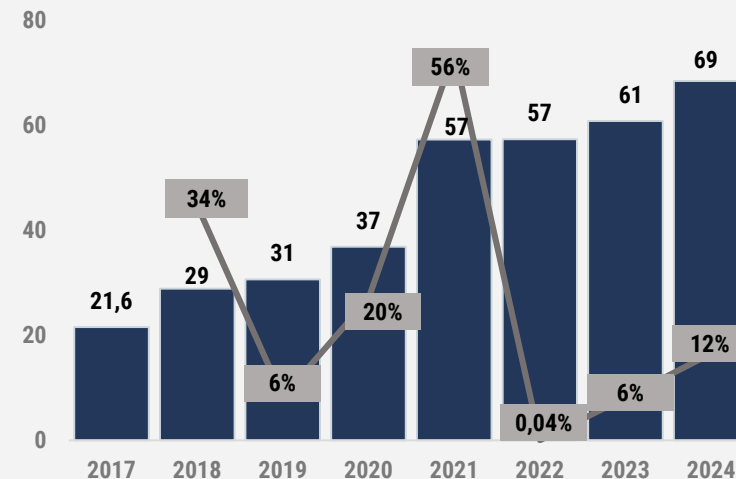
Imports of Prefabricated buildings of wood in Ireland, M\$



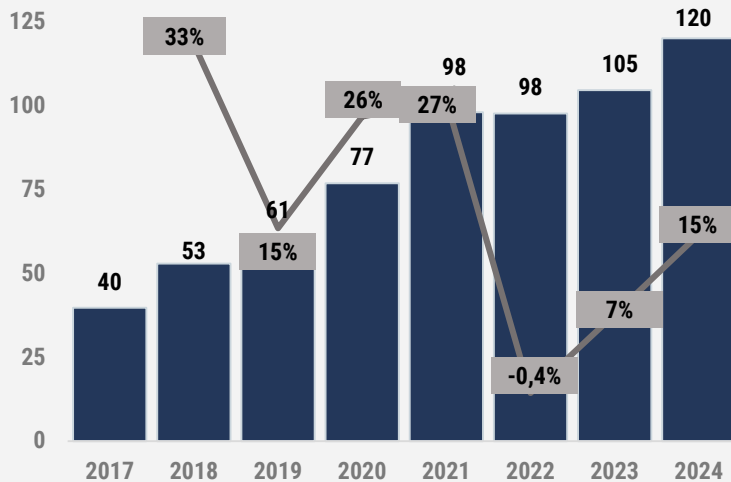
Imports of Doors and their frames, of wood in Denmark, M\$



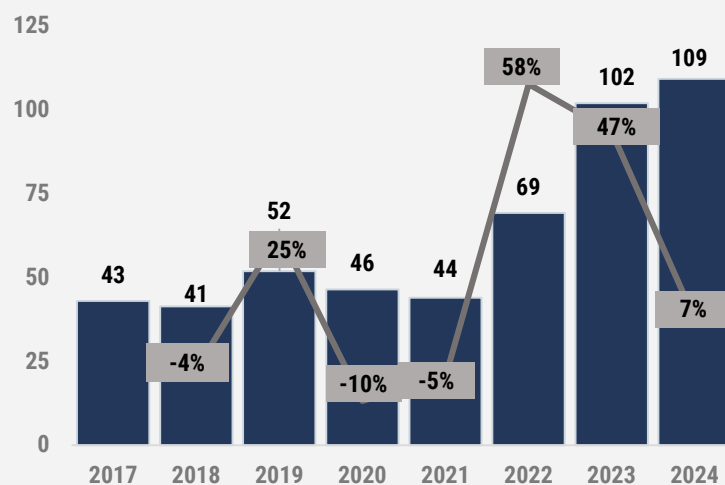
Imports of Seats with wooden frames (upholstered, others) in Romania, M\$



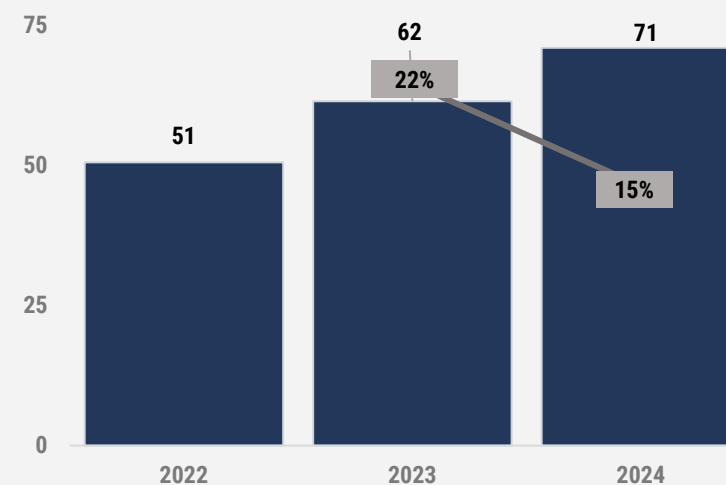
Imports of Wooden furniture used in bedroom in Romania, M\$



Imports Value of Wooden furniture used in kitchen in Italy , M\$

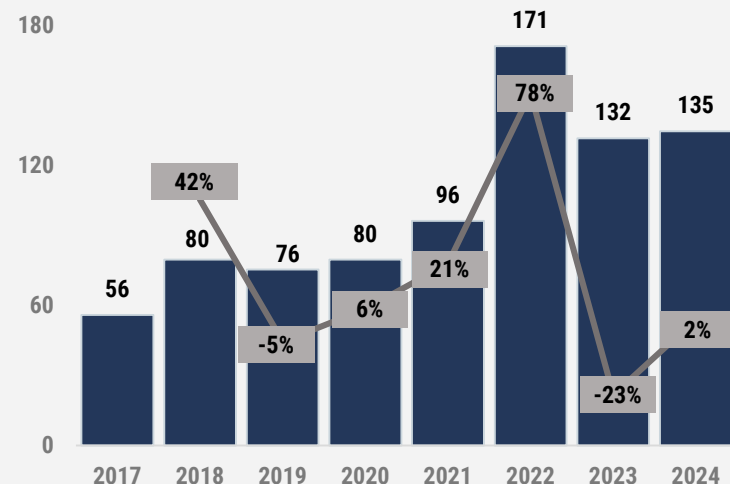


Imports Value of Seats, convertible into beds, of wood in the UK, M\$

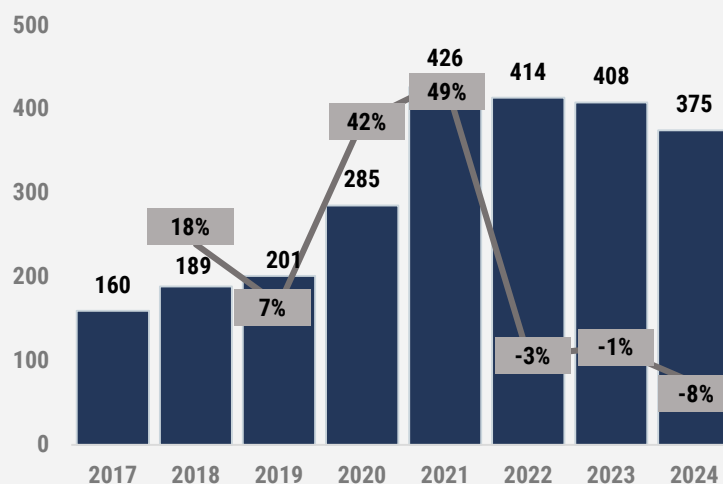


Top-12 Product Markets with the Highest Increase of Imports in Long-term

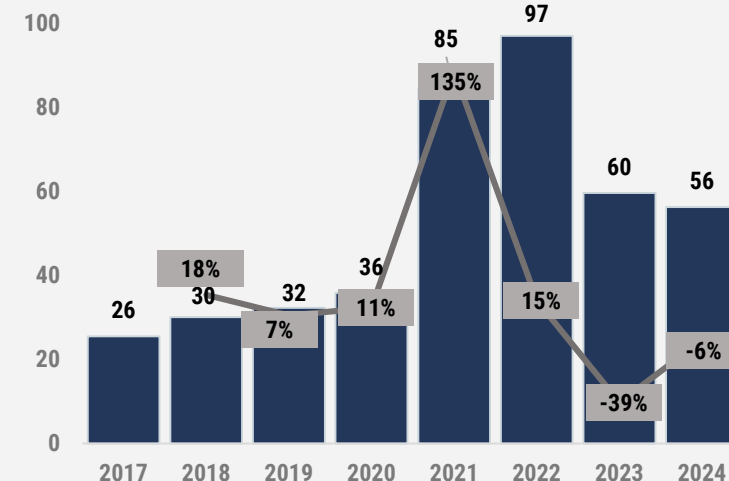
Imports of Prefabricated buildings of wood in the UK, M\$



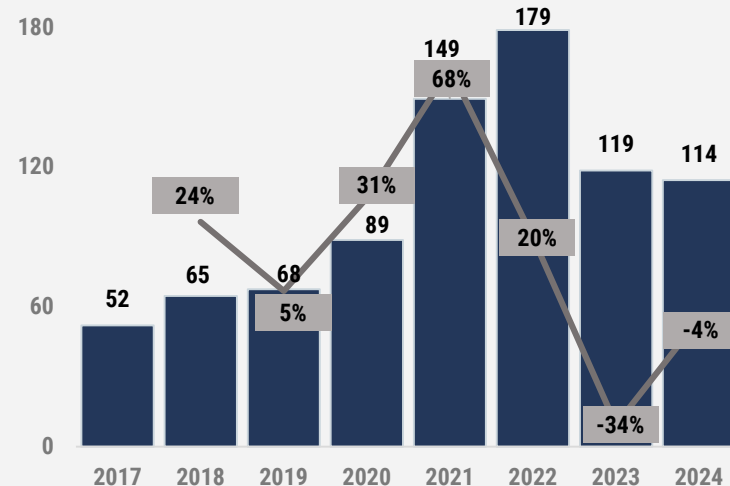
Imports of Wooden furniture, others in Czechia, M\$



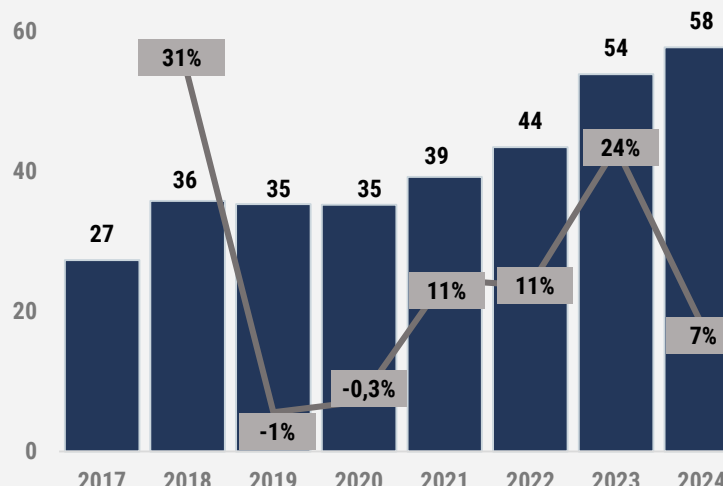
Imports of Wooden furniture used in bedroom in Slovakia, M\$



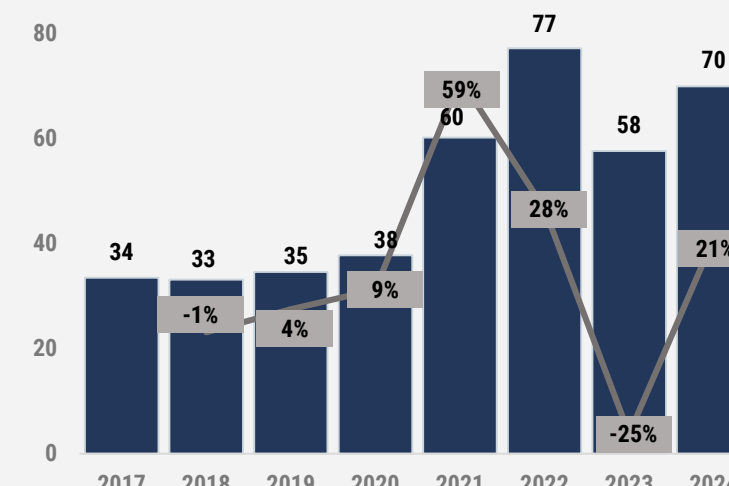
Imports of Seats with wooden frames, upholstered, in Poland, M\$



Imports of Wooden furniture used in bedroom in Croatia, M\$



Imports of Seats with wooden frames, not upholstered, in Denmark, M\$



Most Declining Product Markets within Large-value Segment

Out of the product markets of the 2nd group, such product markets – 1) **Denmark’s market of Windows, french windows and their frames, of wood** and 2) **Sweden’s market of doors and their frames and thresholds, of wood** are characterized by the most significant long-term decline in import value (2017-2024). Besides, **Sweden’s market of doors and their frames and thresholds** demonstrated remarkable decrease in 2024, growing by more than 30% compared to the previous year.

Goods with highest short-term decline of imports in 2024

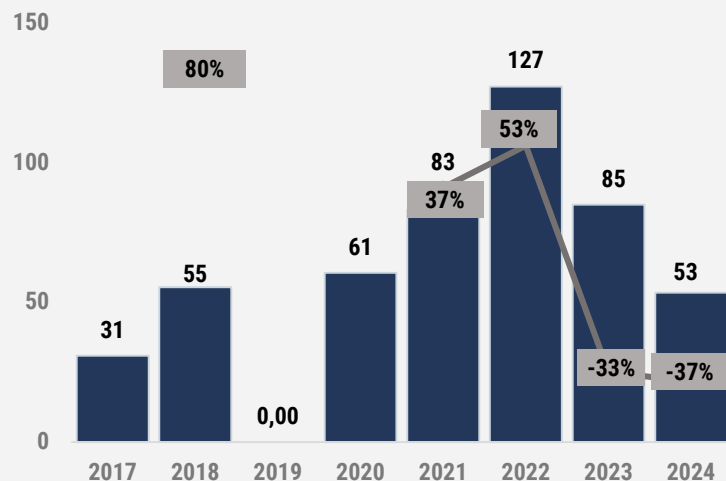
Importing Country	HS Code	Product Description	Imports in 2024, M\$	Growth Rate in 2024 (\$), %
Poland	441875	Assembled flooring panels, other, multilayer	53	-37,04%
Italy	441819	Windows, french windows and their frames, of wood (excl. of tropical wood)	92	-33,78%
Netherlands	940330	Wooden furniture (except seats) of a kind used in offices	74	-33,75%
Sweden	940610	Prefabricated buildings of wood	68	-30,30%
Netherlands	940610	Prefabricated buildings of wood	67	-25,17%
Poland	940360	Wooden furniture, others	363	-21,86%
Norway	940610	Prefabricated buildings of wood	155	-21,48%
Germany	940610	Prefabricated buildings of wood	207	-20,36%
Italy	940610	Prefabricated buildings of wood	54	-19,13%
Norway	940340	Wooden furniture used in the kitchen	193	-18,70%
Sweden	940340	Wooden furniture (except seats) of a kind used in the kitchen	80	-18,49%
Sweden	441829	Doors and their frames and thresholds, of wood (excl. of tropical wood)	114	-18,38%
Norway	441819	Windows, french windows and their frames, of wood (excl. of tropical wood)	60	-18,03%
Denmark	441819	Windows, french windows and their frames, of wood (excl. of tropical wood)	126	-15,15%
Italy	940161	Seats with wooden frames, upholstered, others	183	-14,84%
Denmark	441829	Doors and their frames and thresholds, of wood (excl. of tropical wood)	97	-13,28%
Finland	940161	Seats with wooden frames, upholstered, others	83	-12,71%
Italy	940350	Wooden furniture used in the bedroom	126	-12,45%
Poland	940350	Wooden furniture used in the bedroom	102	-11,77%
Germany	441881	Glue-laminated timber 'glulam' (44188100)	157	-11,63%

Goods with highest long-term decline of imports

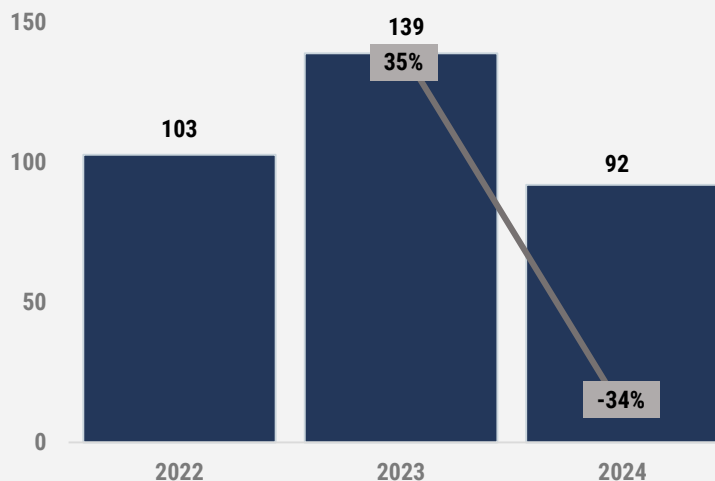
Importing Country	HS Code	Product Description	Imports in 2024, M\$	8Y CAGR, 2017-2024 (\$), %
Denmark	441819	Windows, french windows and their frames, of wood (excl. of tropical wood)	126	-17,19%
Sweden	441829	Doors and their frames and thresholds, of wood (excl. of tropical wood)	114	-12,85%
Netherlands	441881	Glue-laminated timber 'glulam'	61	-11,79%
Germany	441881	Glue-laminated timber 'glulam'	157	-11,54%
Italy	441881	Glue-laminated timber 'glulam'	270	-8,80%
Norway	940610	Prefabricated buildings of wood	155	-8,35%
Norway	441819	Windows, french windows and their frames, of wood (excl. of tropical wood)	60	-7,77%
Sweden	441819	Windows, french windows and their frames, of wood (excl. of tropical wood)	69	-7,64%
Sweden	940610	Prefabricated buildings of wood	68	-6,32%
Sweden	940391	Parts of furniture, of wood, n.e.s.	158	-5,97%
United Kingdom	441829	Doors and their frames and thresholds, of wood (excl. of tropical wood)	291	-5,78%
Norway	441829	Doors and their frames and thresholds, of wood (excl. of tropical wood)	128	-4,11%
Germany	940141	Seats, convertible into beds, of wood (excl. garden seats and camping equipment, and medical, dental or surgical furniture)	170	-4,09%
Italy	441819	Windows, french windows and their frames, of wood (excl. of tropical wood)	92	-3,61%
Switzerland	940610	Prefabricated buildings of wood	85	-3,19%
Germany	441819	Windows, french windows and their frames, of wood (excl. of tropical wood)	348	-3,03%
Sweden	940360	Wooden furniture, others	312	-2,92%
Germany	441829	Doors and their frames and thresholds, of wood (excl. of tropical wood)	106	-2,78%
Italy	940391	Parts of furniture, of wood, n.e.s.	171	-2,49%
Sweden	940340	Wooden furniture used in the kitchen	80	-2,48%

Top-12 Product Markets with the Highest **Decrease** of Imports in Short-term

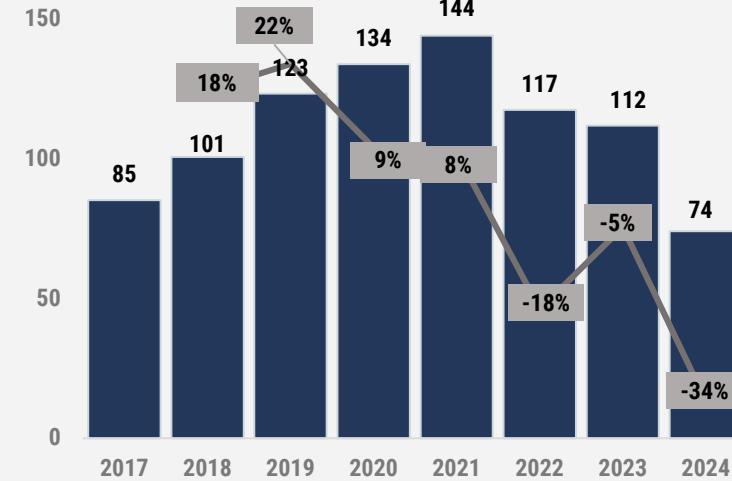
Imports of Assembled flooring panels, other, multilayer in Poland, M\$



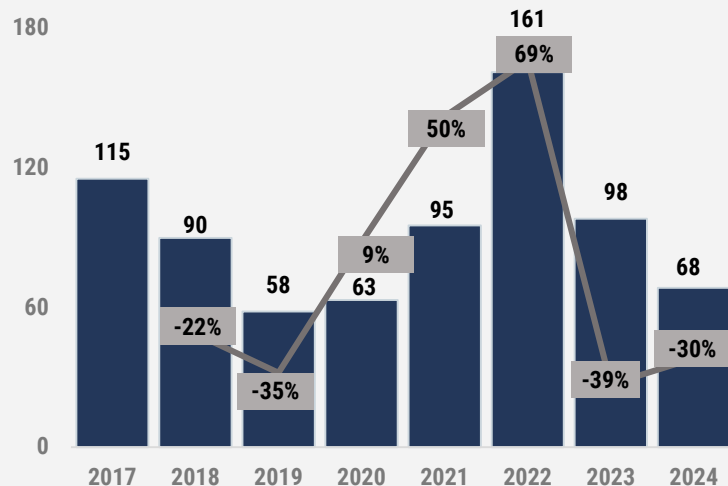
Imports of Windows, french windows and their frames, of wood in Italy, M\$



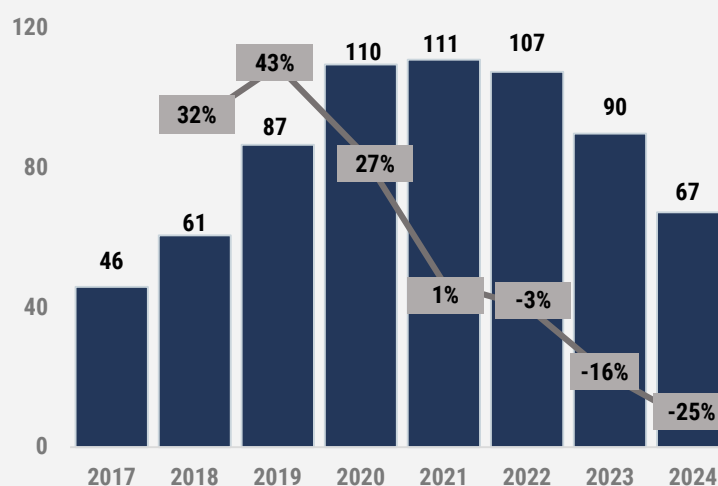
Imports of Wooden furniture (except seats) of a kind used in offices in the Netherlands, M\$



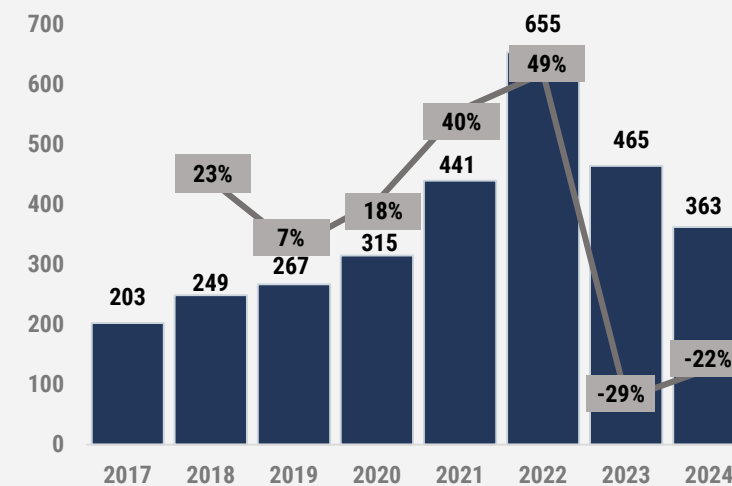
Imports of Prefabricated buildings of wood in Sweden, M\$



Imports of Prefabricated buildings of wood in the Netherlands, M\$

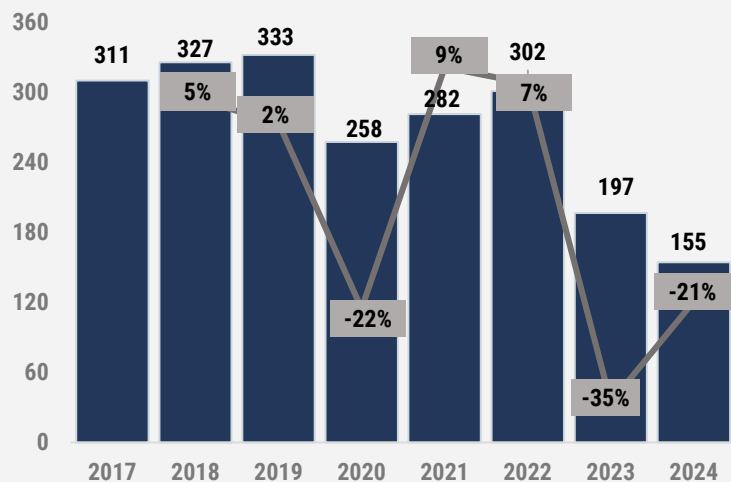


Imports of Wooden furniture (others), in Poland, M\$

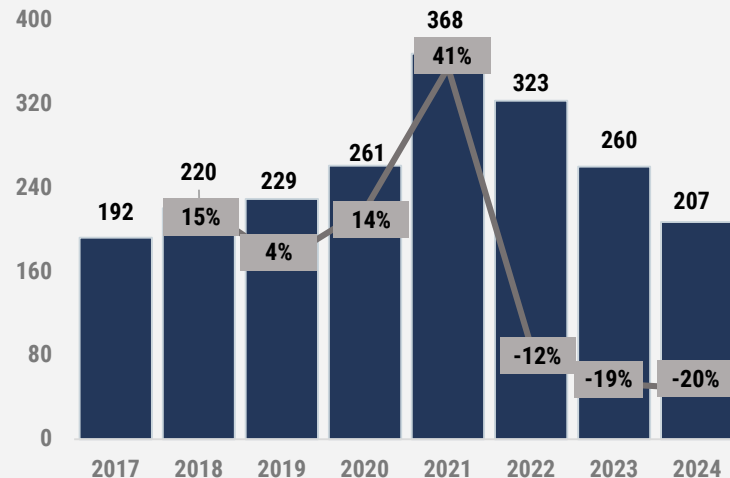


Top-12 Product Markets with the Highest **Decrease** of Imports in Short-term

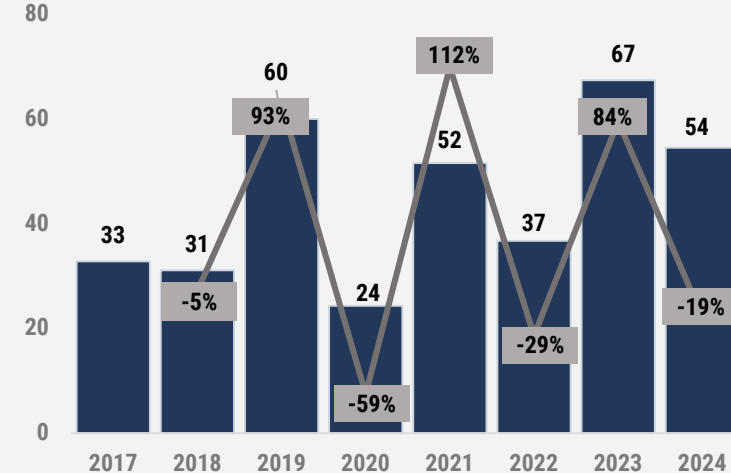
Imports of Prefabricated buildings of wood in Norway, M\$



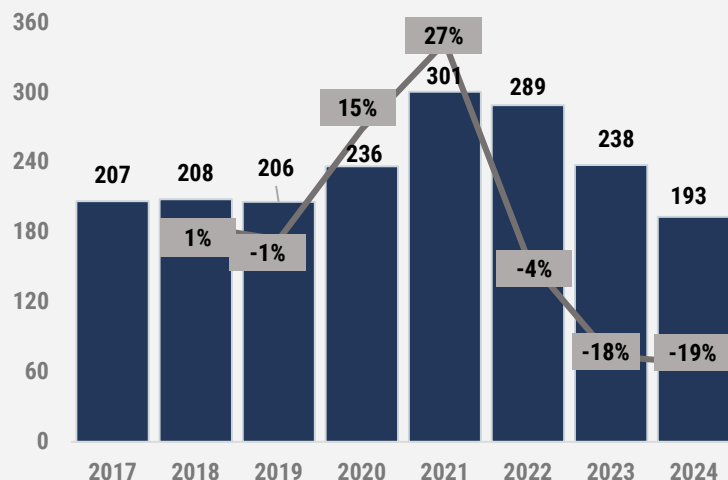
Imports of Prefabricated buildings of wood in Germany, M\$



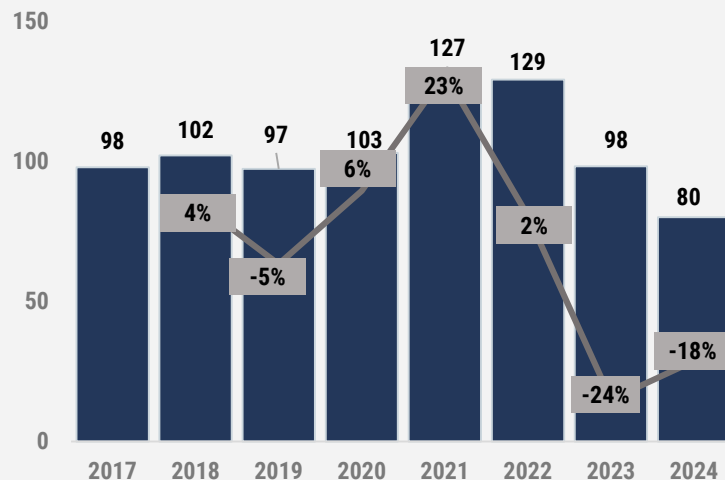
Imports of Prefabricated buildings of wood in Italy, M\$



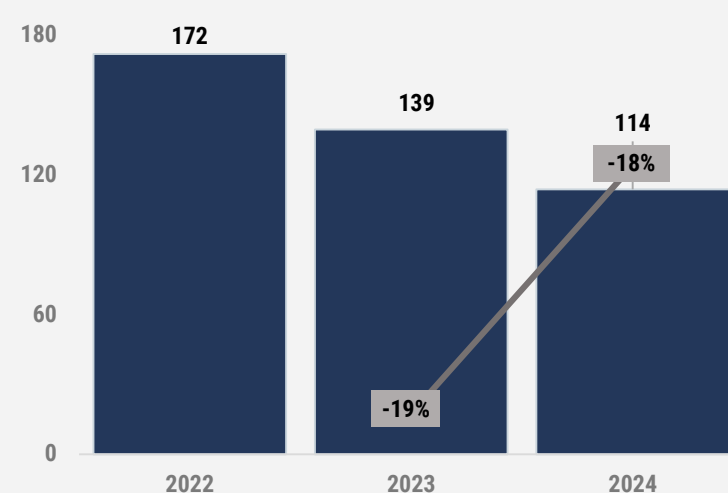
Imports of Wooden furniture used in the kitchen in Norway, M\$



Imports of Wooden furniture used in the kitchen in Sweden, M\$

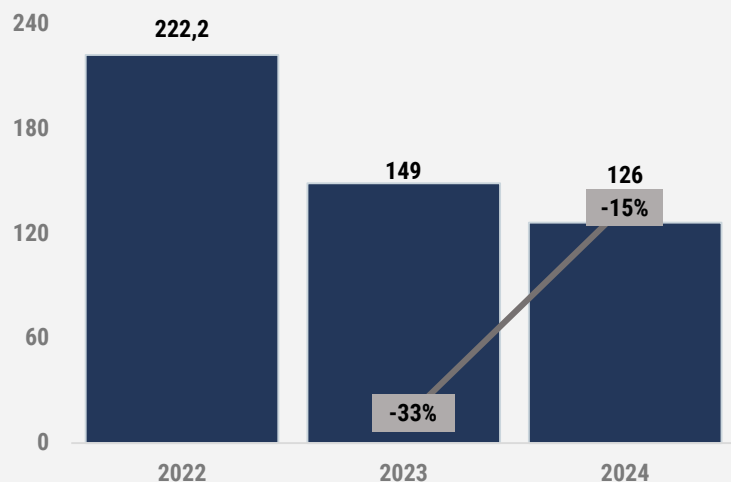


Imports of Doors and their frames, of wood, in Sweden, M\$

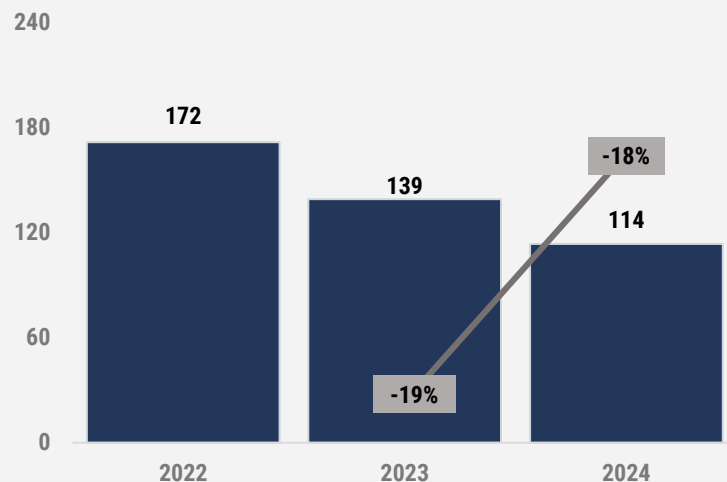


Top-12 Product Markets with the Highest **Decrease** of Imports in Long-term

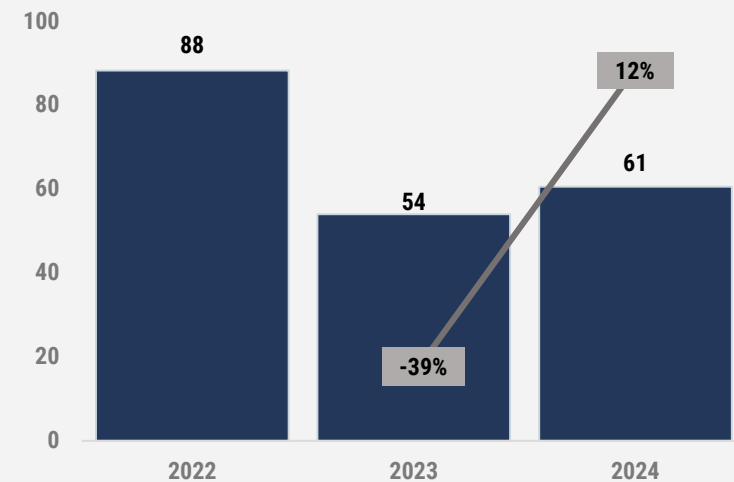
Imports of Windows, french windows and their frames, of wood in Denmark, M\$



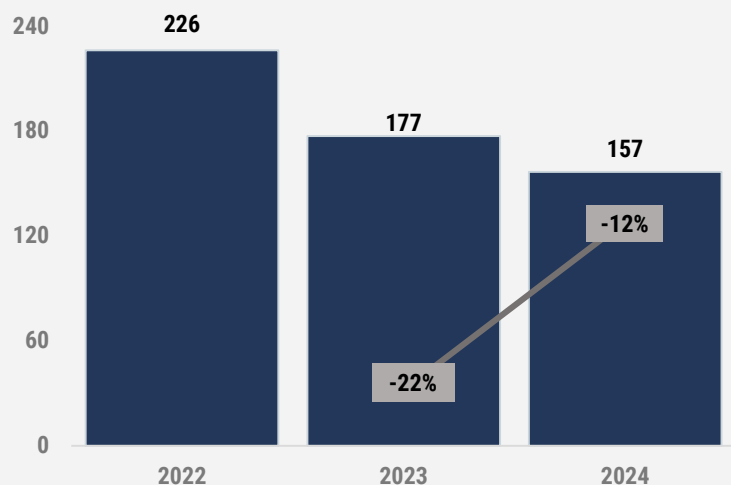
Imports of Doors and their frames and thresholds, of wood in Sweden, M\$



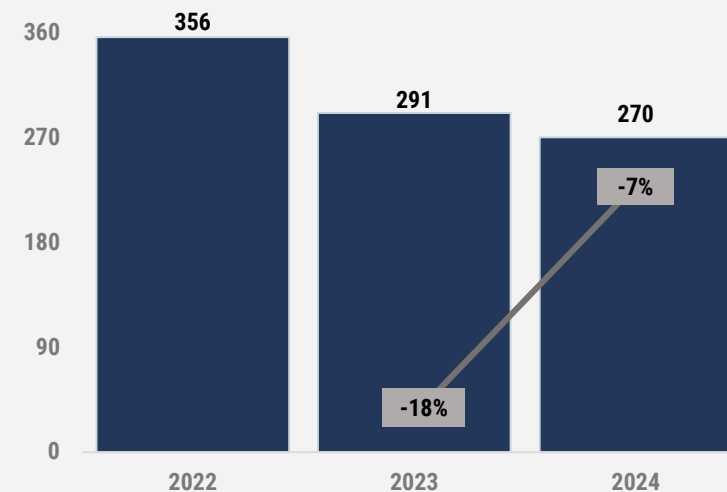
Imports of Glue-laminated timber 'glulam' in the Netherlands, M\$



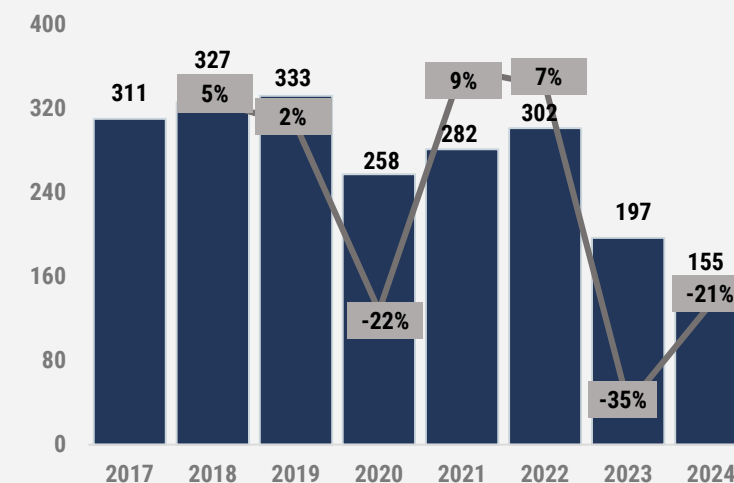
Imports of Glue-laminated timber 'glulam' in the Netherlands, M\$



Imports of Glue-laminated timber 'glulam' in Italy, M\$

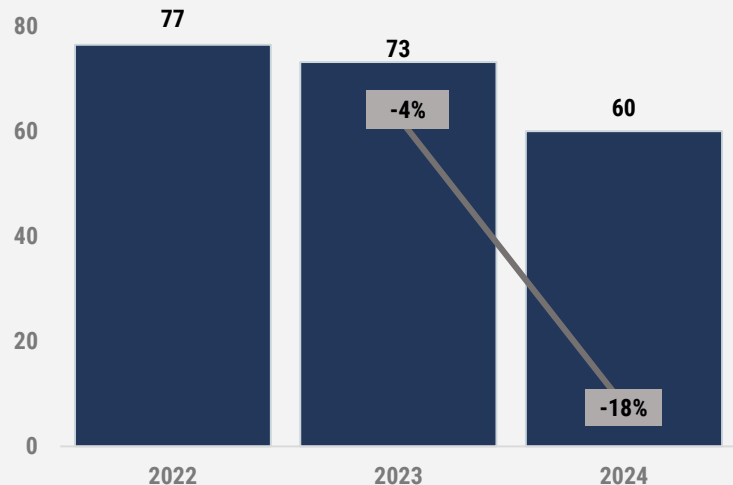


Imports of Prefabricated buildings of wood in Norway, M\$

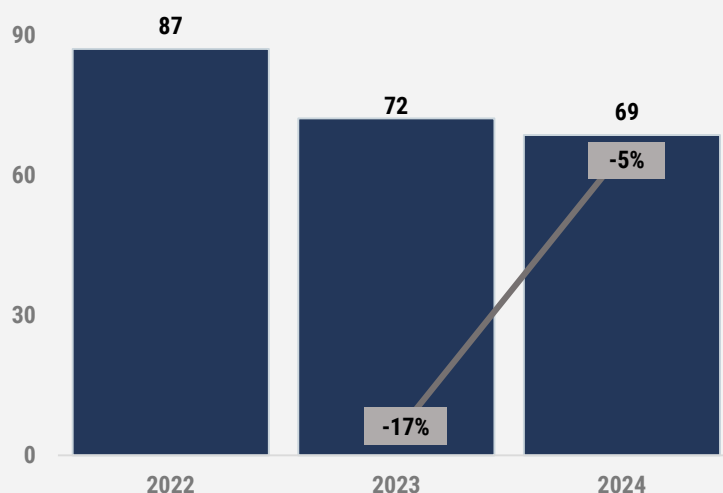


Top-12 Product Markets with the Highest **Decrease** of Imports in Long-term

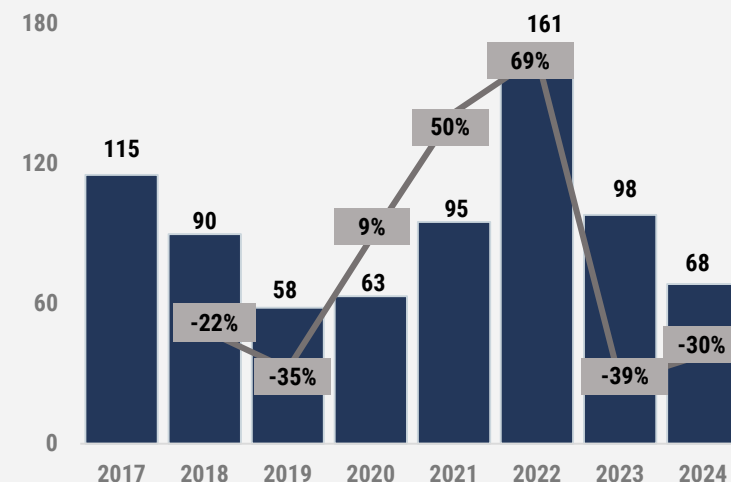
Imports of Windows, french windows and their frames, of wood in Norway, M\$



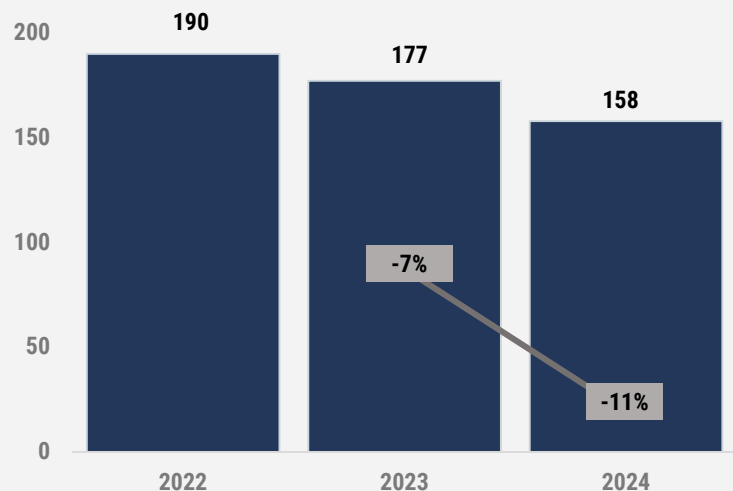
Imports of Windows, french windows and their frames, of wood in Sweden, M\$



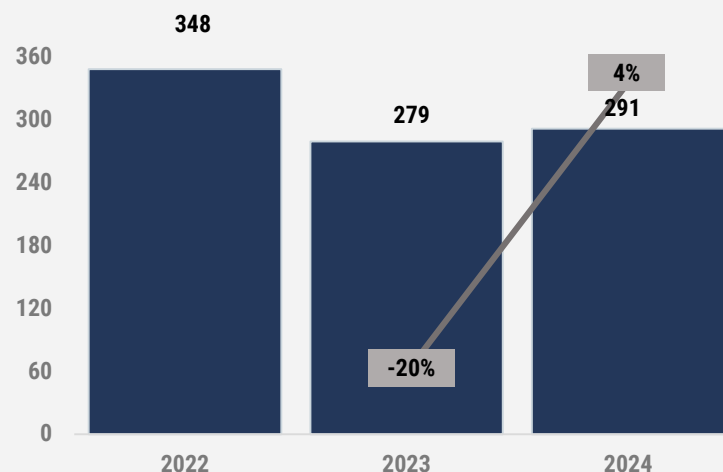
Imports of Prefabricated buildings of wood in Sweden, M\$



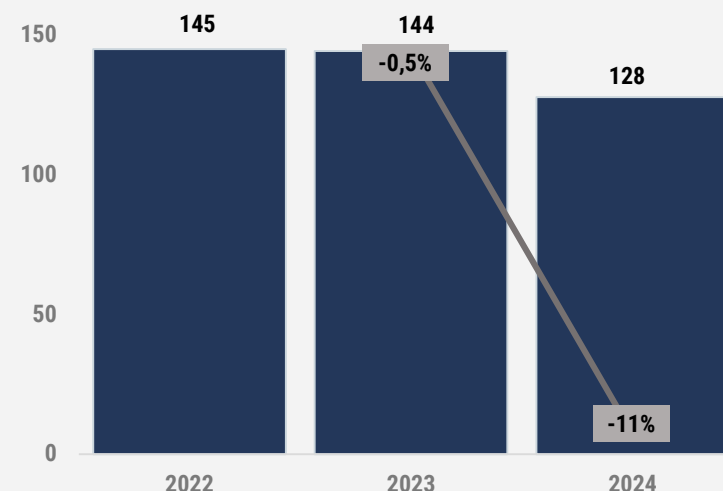
Imports of Parts of furniture, of wood, n.e.s. in Sweden, M\$



Imports of Doors and their frames, of wood in the UK, M\$



Imports of Doors and their frames, of wood in Norway, M\$



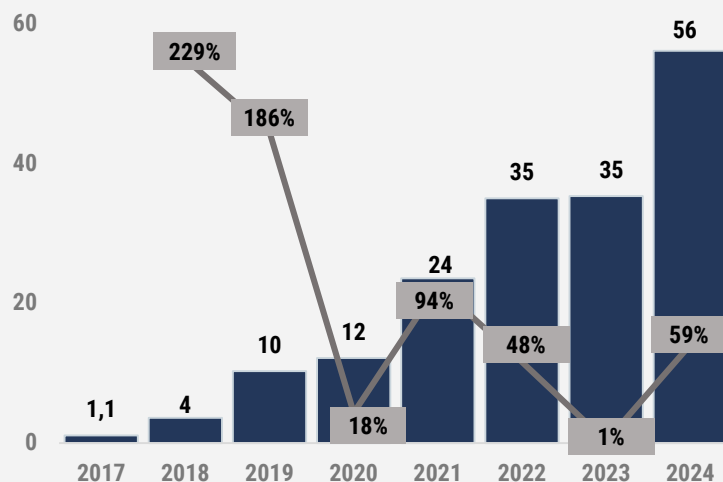
Top-Ranked Import Positions within the Large-Value Segment

Product Market Scores for Import Potential Estimation

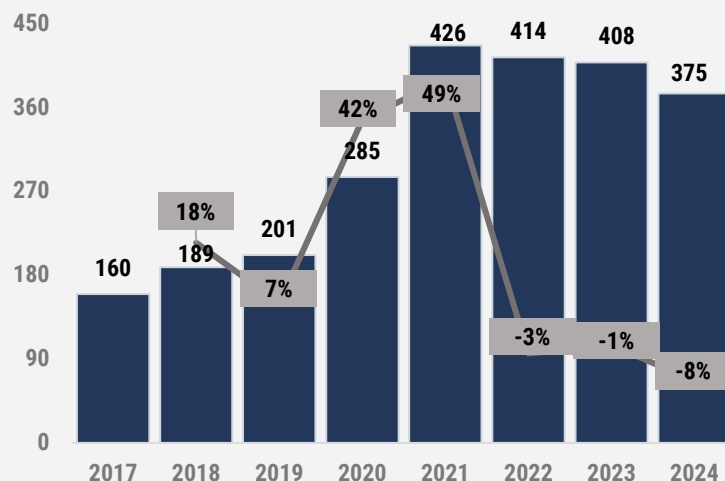
Importing Country	HS Code	Product Description	Imports in 2024, Scores (1-10)	7Y CAGR 2017-2023, Scores (1-10)	Growth Rate in 2024, Scores (1-10)	Total Quantity of Scores
Ireland	940610	Prefabricated buildings of wood	0	9	10	19
Czechia	940360	Wooden furniture, others	8	5	3	16
United Kingdom	940340	Wooden furniture (except seats) of a kind used in the kitchen	7	5	3	15
Belgium	940360	Wooden furniture, others	8	1	6	15
Romania	940350	Wooden furniture (except seats) of a kind used in the bedroom	2	6	7	15
Spain	940161	Seats with wooden frames, upholstered, others	4	2	8	14
Italy	940360	Wooden furniture, others	10	1	3	14
Germany	441875	Assembled flooring panels, other, multilayer	7	1	6	14
Switzerland	940340	Wooden furniture (except seats) of a kind used in the kitchen	8	1	5	14
Ireland	940360	Wooden furniture, others	3	5	6	14
Poland	940360	Wooden furniture, others	8	5	1	14
Spain	940340	Wooden furniture (except seats) of a kind used in the kitchen	1	5	7	13
Slovenia	940340	Wooden furniture (except seats) of a kind used in the kitchen	0	5	8	13
Greece	940360	Wooden furniture, others	2	5	6	13
Switzerland	940350	Wooden furniture (except seats) of a kind used in the bedroom	7	1	5	13
United Kingdom	441829	Doors and their frames and thresholds, of wood (excl. of tropical wood)	6	1	6	13
Ireland	940161	Seats with wooden frames, upholstered, others	2	5	6	13
Denmark	940360	Wooden furniture, others	7	1	5	13
Denmark	940161	Seats with wooden frames, upholstered, others	7	1	5	13
United Kingdom	940141	Seats, convertible into beds, of wood (excl. garden seats and camping equipment, and medical, dental or surgical furniture) (94014100)	0	5	7	12

Top-Ranked Product Markets within the Large-Value Segment

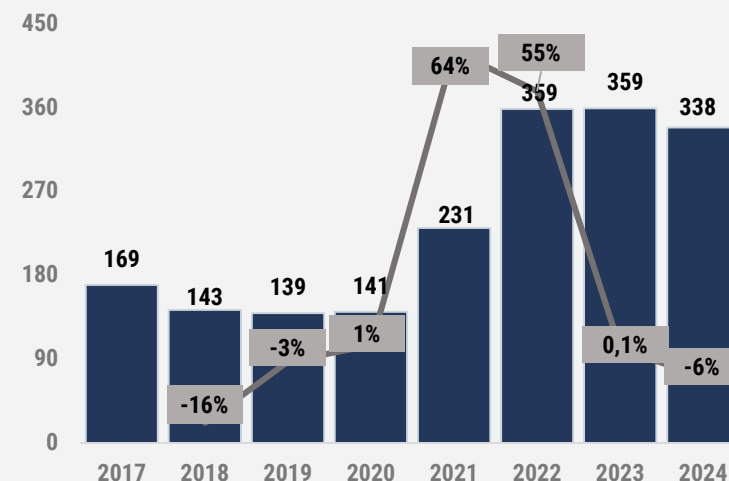
Imports of Prefabricated buildings of wood in Ireland, M\$



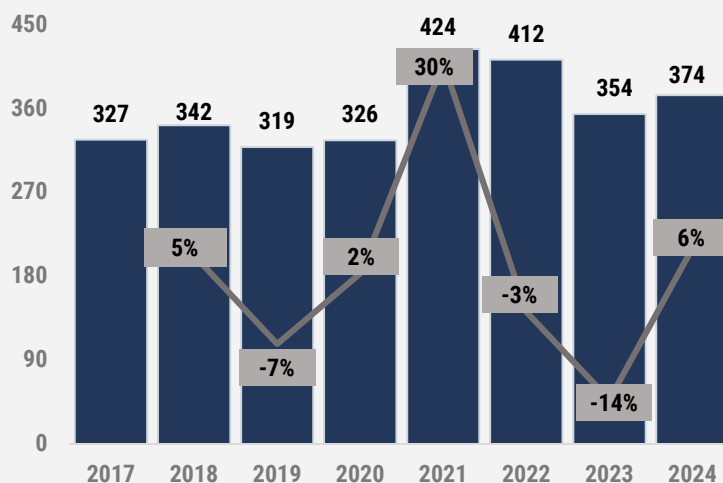
Imports of Wooden furniture (others) in Czechia, M\$



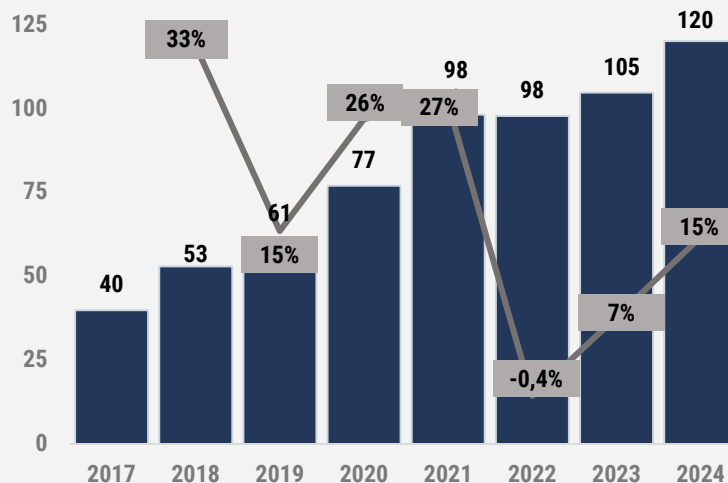
Imports of Wooden furniture used in the kitchen in the UK, M\$



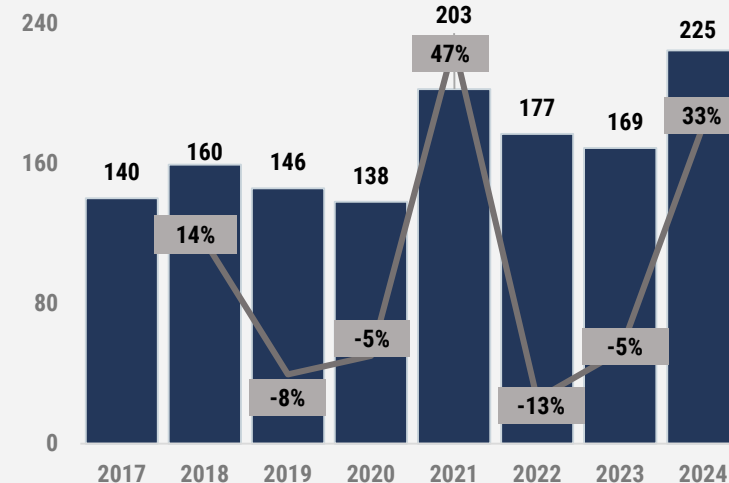
Imports of Wooden furniture (others) in Belgium, M\$



Imports of Wooden furniture used in the bedroom in Romania, M\$

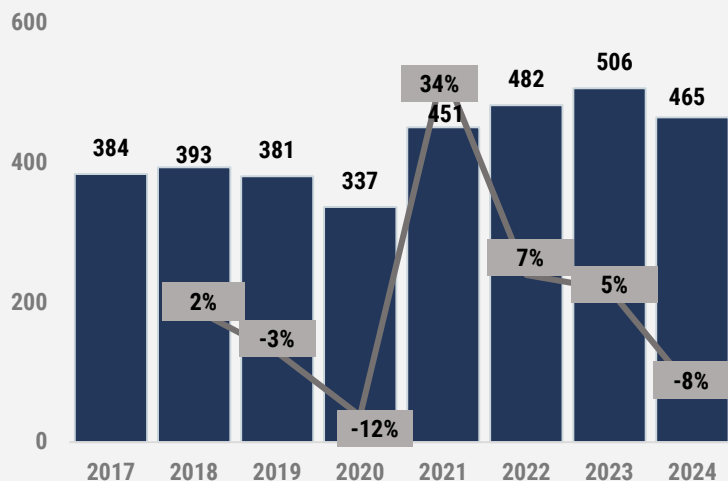


Imports Value of Seats with wooden frames (upholstered, others) in Spain, M\$

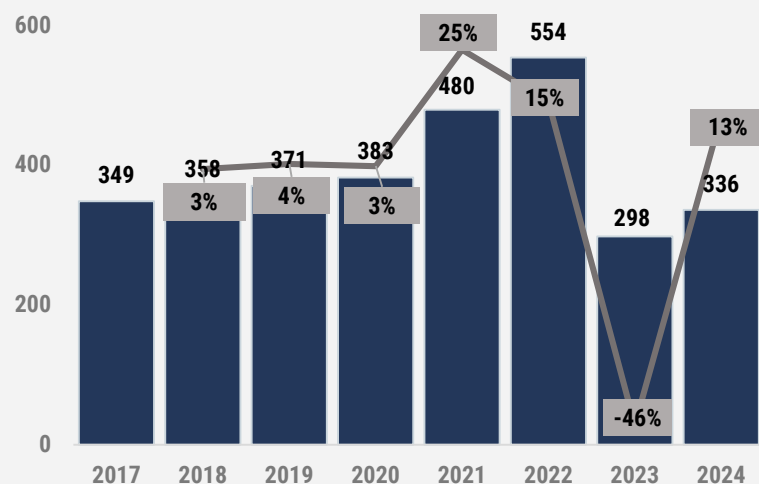


Top-Ranked Product Markets within the Large-Value Segment

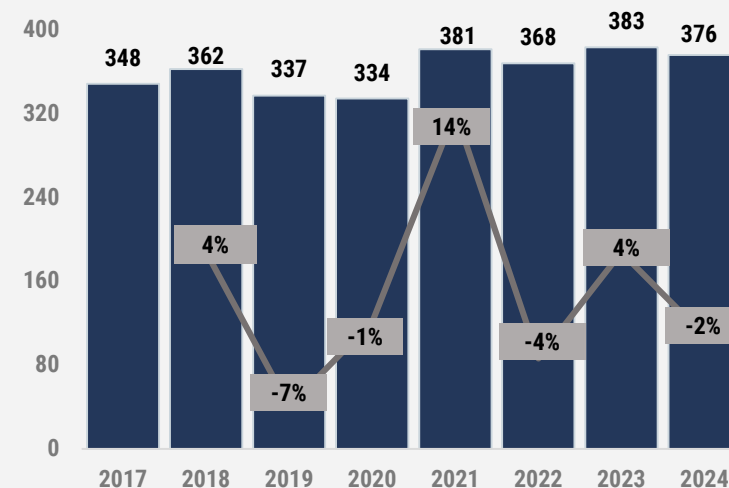
Imports of Wooden furniture (others) in Italy, M\$



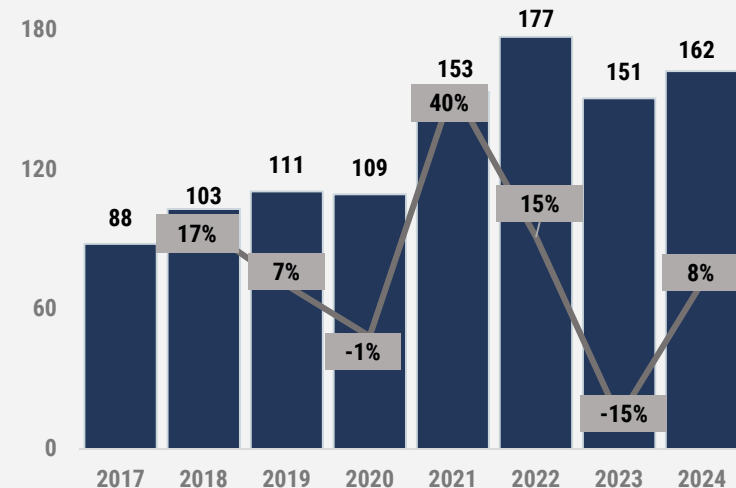
Imports of Assembled flooring panels, other, multilayer in Germany, M\$



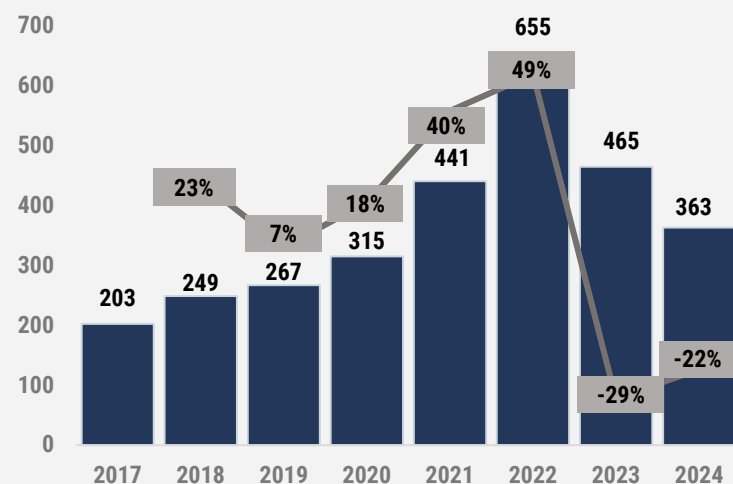
Imports of Wooden furniture used in kitchen in Switzerland, M\$



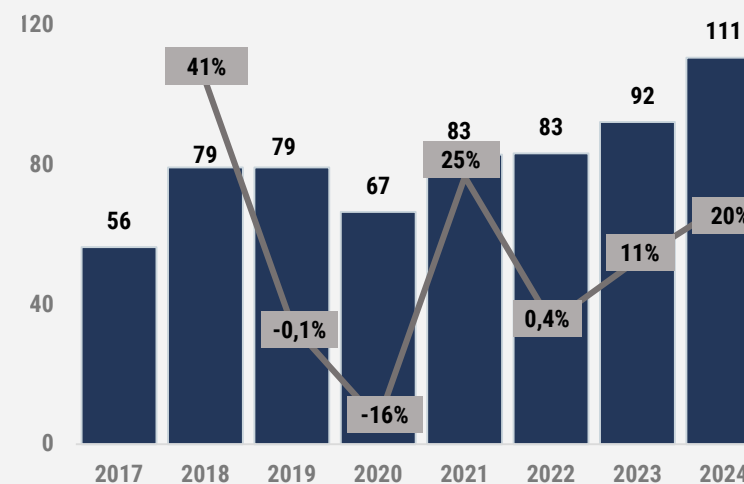
Imports of Wooden furniture (others) in Ireland, M\$



Imports of Wooden furniture, others in Poland, M\$



Imports of Wooden furniture used in the kitchen in Spain, M\$



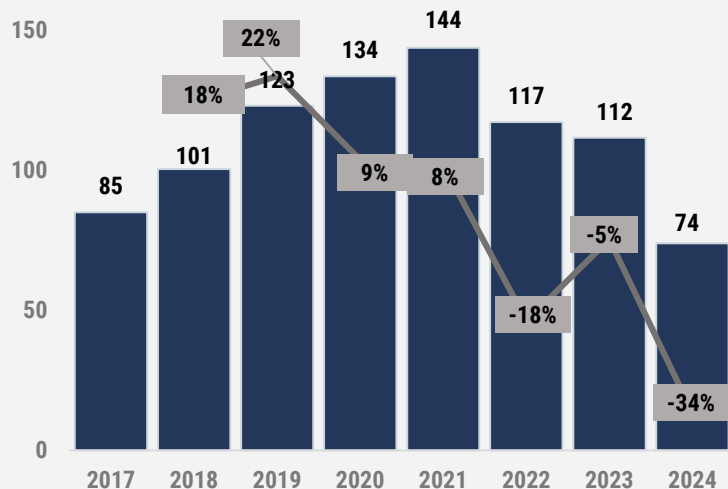
Lowest-Ranked Import Positions within the Large-Value Segment

Product Market Scores for Import Potential Estimation

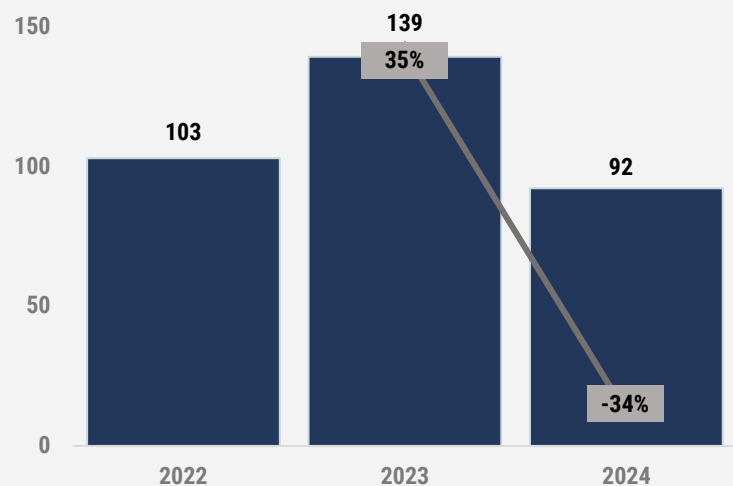
Importing Country	HS Code	Product Description	Imports in 2024, Scores (1-10)	7Y CAGR 2017-2023, Scores (1-10)	Growth Rate in 2024, Scores (1-10)	Total Quantity of Scores
Netherlands	940330	Wooden furniture (except seats) of a kind used in offices	1	1	0	2
Italy	441819	Windows, french windows and their frames, of wood (excl. of tropical wood)	1	1	0	2
Sweden	940610	Prefabricated buildings of wood	0	1	1	2
Norway	940330	Wooden furniture (except seats) of a kind used in offices	0	1	2	3
Norway	441819	Windows, french windows and their frames, of wood (excl. of tropical wood)	0	1	2	3
Netherlands	940610	Prefabricated buildings of wood	0	2	1	3
Sweden	441829	Doors and their frames and thresholds, of wood (excl. of tropical wood)	2	0	2	4
Denmark	940350	Wooden furniture (except seats) of a kind used in the bedroom	1	1	2	4
Sweden	940340	Wooden furniture (except seats) of a kind used in the kitchen	1	1	2	4
Finland	940161	Seats with wooden frames, upholstered, others	1	1	2	4
Denmark	441819	Windows, french windows and their frames, of wood (excl. of tropical wood)	2	0	2	4
Italy	940610	Prefabricated buildings of wood	0	2	2	4
Lithuania	940360	Wooden furniture, others	0	1	3	4
Denmark	940340	Wooden furniture (except seats) of a kind used in the kitchen	0	1	3	4
Sweden	441819	Windows, french windows and their frames, of wood (excl. of tropical wood)	0	1	3	4
Norway	940610	Prefabricated buildings of wood	3	1	1	5
Germany	441881	Glue-laminated timber 'glulam' (44188100)	3	0	2	5
Italy	940350	Wooden furniture (except seats) of a kind used in the bedroom	2	1	2	5
Norway	441829	Doors and their frames and thresholds, of wood (excl. of tropical wood)	2	1	2	5
Switzerland	940330	Wooden furniture (except seats) of a kind used in offices	1	1	3	5

Lowest-Ranked Product Markets within the Large-Value Segment

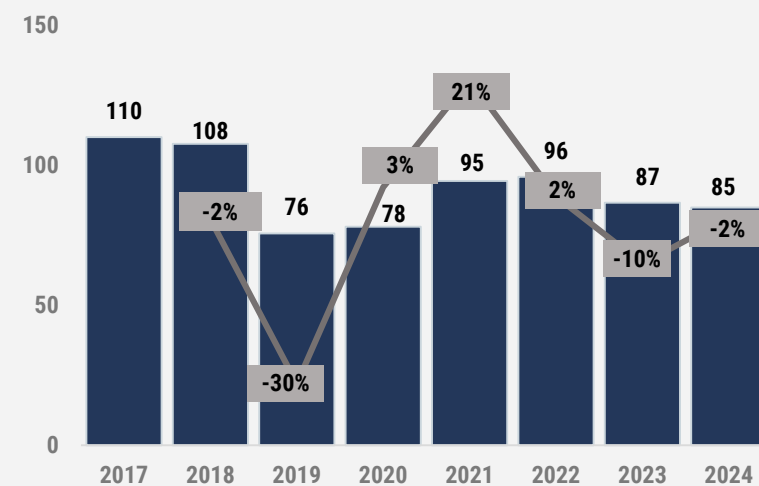
Imports of Wooden furniture used in offices in the Netherlands, M\$



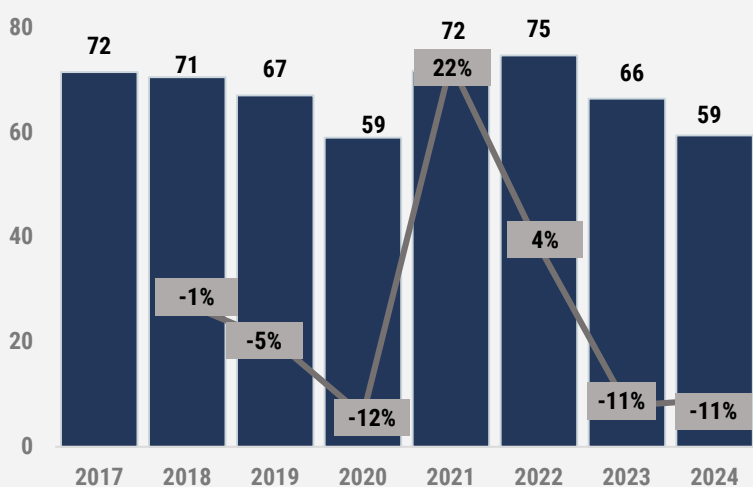
Imports of Windows, french windows, their frames, of wood in Italy, M\$



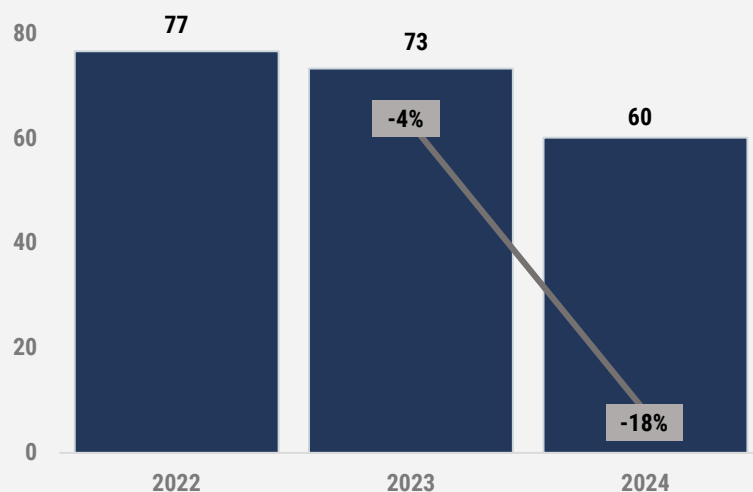
Imports of Prefabricated buildings of wood in Sweden, M\$



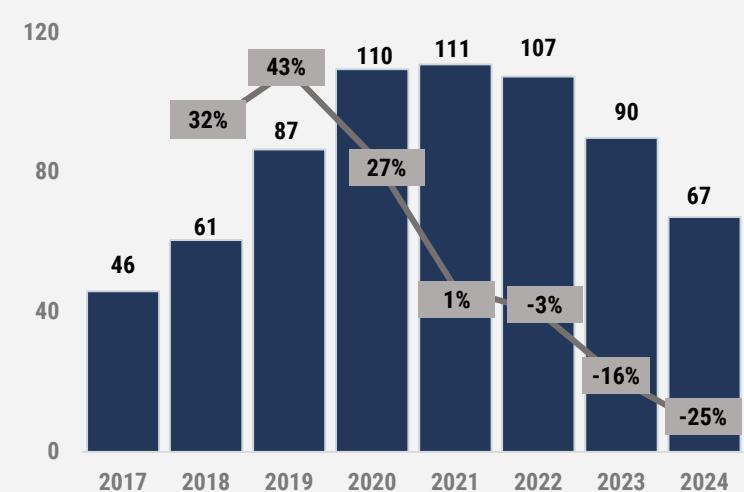
Imports of Wooden furniture used in offices in Norway, M\$



Imports of Windows, french windows, frames, of wood in Norway, M\$

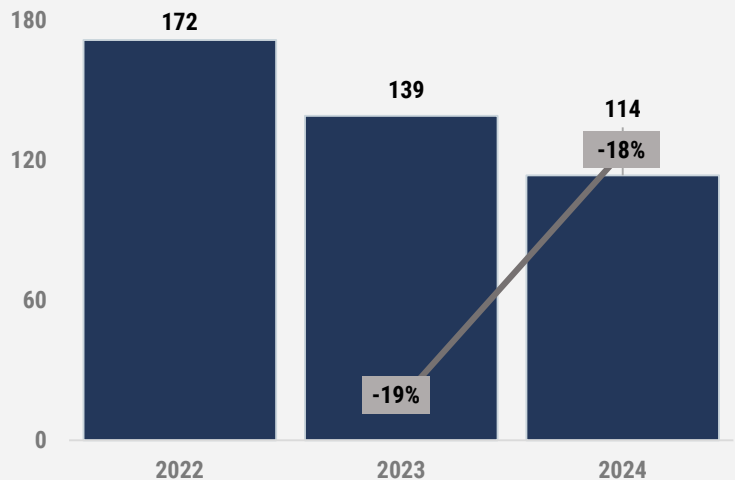


Imports Value of Prefabricated buildings of wood in the Netherlands, M\$

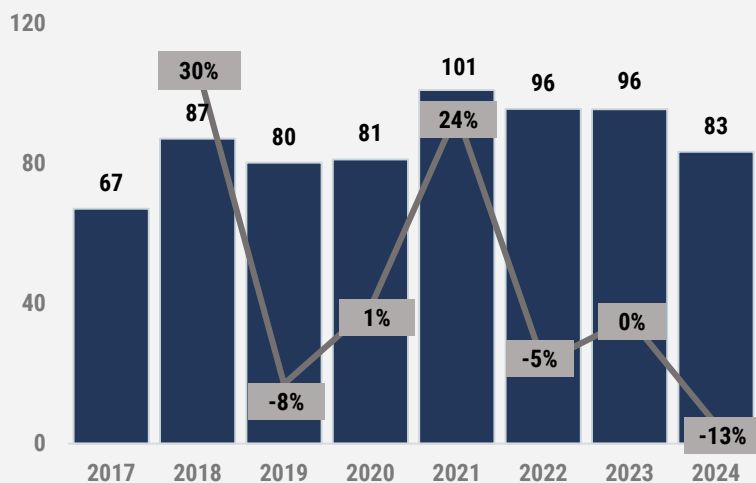


Lowest-Ranked Product Markets within the Large-Value Segment

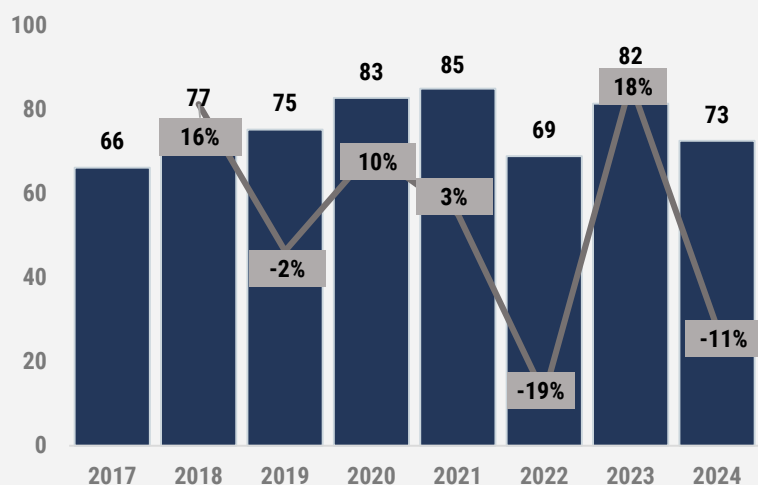
Imports of Doors and their frames, of wood (excl. of tropical wood) In Sweden, M\$



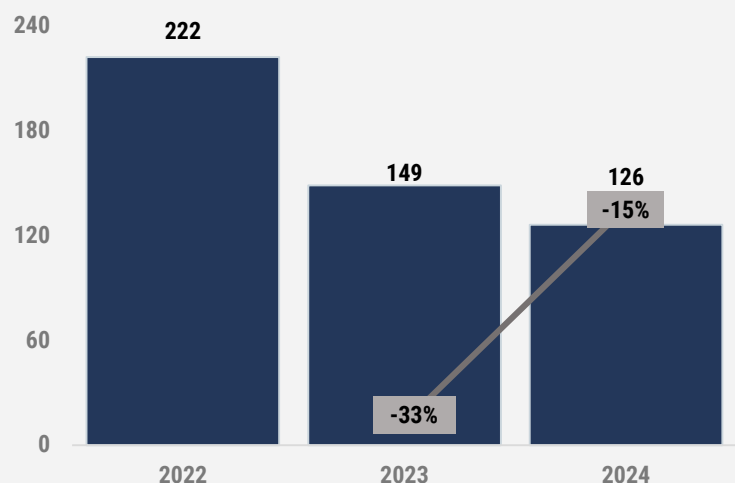
Imports of Seats with wooden frames, upholstered, others in Finland, M\$



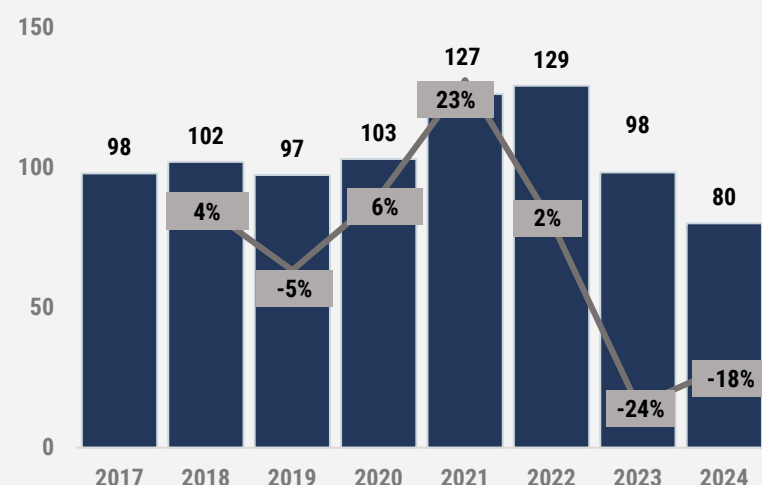
Imports of Wooden furniture used in the bedroom in Denmark, M\$



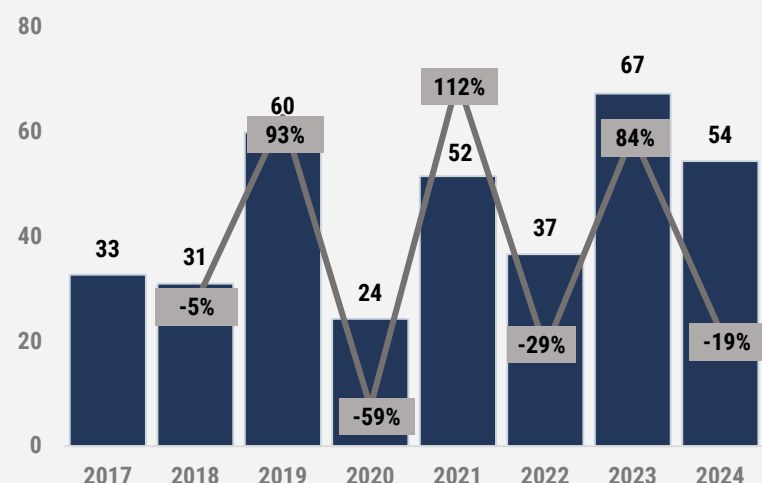
Imports of Windows, french windows and their frames, of wood (excl. of tropical wood) in Denmark, M\$



Imports of Wooden furniture used in the kitchen in Sweden, M\$



Imports Value of Prefabricated buildings of wood in Italy, M\$



5.3

**Emerging Product Markets:
yearly imports ranging from 5.0
M\$ to 50 M\$ per one product
and one market**

Wooden “Product-Markets” with Imports Value of 5 - 50 M\$

- Product-Markets Ranked **138 – 162** by the size of Import Value (out of 624 “Product-Markets” combinations)

Rank by Imports value In 2024	Importing Country	HS Code	Product Description	2017, M\$	2018, M\$	2019, M\$	2020, M\$	2021, M\$	2022, M\$	2023, M\$	2024, M\$	Growth Rate in 2024	8Y CAGR, 2017-2024
138	Norway	441875	Assembled flooring panels, other, multilayer	106	118	100	91	95	99	57	50	-12,59%	-9,00%
139	Portugal	940340	Wooden furniture used in the kitchen	26	34	38	43	38	46	47	49	5,98%	8,38%
140	Switzerland	940169	Seats with wooden frames, not upholstered, others	38	44	43	46	54	55	49	48	-0,90%	3,00%
141	Slovakia	940161	Seats with wooden frames, upholstered, others	40	43	43	42	51	51	49	48	-1,53%	2,40%
142	Romania	940391	Parts of furniture, of wood, n.e.s. (excl. of seats or medical, surgical, dental or veterinary furniture)	n/a	n/a	n/a	n/a	n/a	39	41	48	17,63%	7,05%
143	Italy	940169	Seats with wooden frames, not upholstered, others	55	53	54	51	74	76	55	47	-14,12%	-1,82%
144	Romania	940340	Wooden furniture used in the kitchen	16	25	26	30	36	40	42	47	11,59%	13,92%
145	Greece	940330	Wooden furniture used in offices	7	10	9	9	14	18	30	46	53,10%	26,89%
146	Hungary	940161	Seats with wooden frames, upholstered, others	22	26	32	30	39	42	43	46	6,67%	9,47%
147	Netherlands	441990	Tableware and kitchenware, of wood, others	32	35	34	40	50	58	45	45	1,35%	4,39%
148	Finland	441829	Doors and their frames and thresholds, of wood	n/a	n/a	n/a	n/a	n/a	33	37	45	20,37%	10,36%
149	Netherlands	441821	Doors and their frames and thresholds, of tropical wood	n/a	n/a	n/a	n/a	n/a	56	45	44	-1,68%	-7,72%
150	Italy	441882	Cross-laminated timber clt or x-lam	n/a	n/a	n/a	n/a	n/a	29	30	43	41,04%	14,36%
151	Spain	940330	Wooden furniture used in offices	40	45	46	41	53	46	40	42	5,08%	0,50%
152	Ireland	940340	Wooden furniture used in the kitchen	14	17	17	20	25	38	43	42	-3,03%	15,05%
153	Spain	441881	Glue-laminated timber 'glulam'	n/a	n/a	n/a	n/a	n/a	37	33	41	25,10%	3,34%
154	Ireland	441829	Doors and their frames and thresholds, of wood	n/a	n/a	n/a	n/a	n/a	24	31	41	33,58%	19,65%
155	Poland	940169	Seats with wooden frames, not upholstered, others	26	30	36	40	45	75	48	41	-15,32%	5,62%
156	United Kingdom	441881	Glue-laminated timber 'glulam'	n/a	n/a	n/a	n/a	n/a	42	39	41	4,55%	-1,29%
157	Poland	940340	Wooden furniture (except seats) of a kind used in the kitchen	22	27	26	36	45	71	66	40	-39,60%	7,72%
158	Netherlands	441875	Assembled flooring panels, other, multilayer	55	62	54	56	73	59	37	40	8,99%	-4,01%
159	Iceland	940610	Prefabricated buildings of wood	10	21	9	15	18	37	40	40	0,25%	18,57%
160	Poland	940391	Parts of furniture, of wood, n.e.s.	n/a	n/a	n/a	n/a	n/a	151	132	39	-70,25%	-36,20%
161	United Kingdom	441879	Assembled flooring panels, of wood, others	62	62	59	46	50	50	35	39	10,45%	-5,61%
162	Hungary	940350	Wooden furniture used in the bedroom	21	25	29	30	34	37	34	38	10,66%	7,91%

Wooden “Product-Markets” with Imports Value of 5 - 50 M\$

• Product-Markets Ranked **163– 187** by the size of Import Value (out of 624 “Product-Markets” combinations)

Rank by Imports value In 2024	Importing Country	HS Code	Product Description	2017, M\$	2018, M\$	2019, M\$	2020, M\$	2021, M\$	2022, M\$	2023, M\$	2024, M\$	Growth Rate in 2024	8Y CAGR, 2017-2024
163	Greece	940161	Seats with wooden frames, upholstered, others	18	23	21	20	32	27	28	37	31,48%	9,49%
164	Serbia	940360	Wooden furniture, others	22	21	22	26	32	36	29	37	41,73%	6,77%
165	Finland	940340	Wooden furniture used in the kitchen	25	26	27	29	36	50	44	37	-16,99%	5,00%
166	Estonia	940360	Wooden furniture, others	22	25	25	30	39	39	32	37	14,55%	6,36%
167	Denmark	940610	Prefabricated buildings of wood	13	17	14	14	22	39	42	36	-14,04%	13,70%
168	Slovakia	940391	Parts of furniture, of wood, n.e.s. (excl. of seats or medical, surgical, dental or veterinary furniture)	n/a	n/a	n/a	n/a	n/a	44	36	36	-1,93%	-6,76%
169	Denmark	441875	Assembled flooring panels, other, multilayer	30	44	44	45	67	63	42	35	-15,61%	1,98%
170	United Kingdom	441883	I beams, of wood	n/a	n/a	n/a	n/a	n/a	41	34	35	3,27%	-4,61%
171	Iceland	940360	Wooden furniture, others	25	22	21	24	28	27	30	35	17,06%	4,48%
172	Croatia	441829	Doors and their frames and thresholds, of wood	n/a	n/a	n/a	n/a	n/a	30	35	35	0,58%	5,65%
173	Spain	940141	Seats, convertible into beds, of wood	n/a	n/a	n/a	n/a	n/a	36	30	35	14,56%	-1,03%
174	Sweden	940330	Wooden furniture (except seats) used in offices	40	46	49	45	48	49	44	34	-21,10%	-1,80%
175	Ireland	940391	Parts of furniture, of wood, n.e.s. (excl. of seats or medical, surgical, dental or veterinary furniture)	n/a	n/a	n/a	n/a	n/a	34	31	33	6,80%	-0,85%
176	Hungary	441819	Windows, french windows and their frames, of wood	n/a	n/a	n/a	n/a	n/a	33	35	33	-6,71%	0,25%
177	Denmark	940330	Wooden furniture used in offices	30	27	29	31	36	34	40	33	-17,67%	0,98%
178	Czechia	940141	Seats, convertible into beds, of wood (excl. garden seats and camping equipment, surgical furniture)	n/a	n/a	n/a	n/a	n/a	44	36	32	-10,45%	-9,63%
179	Latvia	940360	Wooden furniture, others	48	38	41	41	47	42	38	32	-15,60%	-5,00%
180	Lithuania	940391	Parts of furniture, of wood, n.e.s. (excl. of seats or medical, surgical, dental or veterinary furniture)	n/a	n/a	n/a	n/a	n/a	61	29	32	11,21%	-19,45%
181	Belgium	441881	Glue-laminated timber 'glulam'	n/a	n/a	n/a	n/a	n/a	25	31	32	1,31%	8,88%
182	Greece	940350	Wooden furniture used in the bedroom	16	21	21	22	28	26	29	32	8,72%	8,60%
183	Belgium	940330	Wooden furniture used in offices	46	52	48	46	50	45	39	31	-20,40%	-4,69%
184	Norway	940169	Seats with wooden frames, not upholstered, others	28	27	23	26	37	31	24	31	27,80%	1,35%
185	Italy	441990	Tableware and kitchenware, of wood, others	18	20	20	19	33	37	32	31	-4,24%	7,12%
186	Switzerland	441882	Cross-laminated timber clt or x-lam	n/a	n/a	n/a	n/a	n/a	24	29	31	5,39%	8,46%
187	Portugal	940391	Parts of furniture, of wood, n.e.s. (excl. of seats or medical, surgical, dental or veterinary furniture)	n/a	n/a	n/a	n/a	n/a	26	32	30	-6,11%	5,10%

Wooden “Product-Markets” with Imports Value of 5 - 50 M\$

• Product-Markets Ranked **188– 212** by the size of Import Value (out of 624 “Product-Markets” combinations)

Rank by Imports value In 2024	Importing Country	HS Code	Product Description	2017, M\$	2018, M\$	2019, M\$	2020, M\$	2021, M\$	2022, M\$	2023, M\$	2024, M\$	Growth Rate in 2024	8Y CAGR, 2017-2024
188	Iceland	441819	Windows, french windows and their frames, of wood	n/a	n/a	n/a	n/a	n/a	24	37	30	-18,64%	7,16%
189	Finland	940391	Parts of furniture, of wood, n.e.s. (excl. of seats or medical, surgical, dental or veterinary furniture)	n/a	n/a	n/a	n/a	n/a	36	40	30	-26,33%	-5,95%
190	Norway	441881	Glue-laminated timber 'glulam'	n/a	n/a	n/a	n/a	n/a	45	37	29	-20,91%	-13,51%
191	Belgium	441829	Doors and their frames and thresholds, of wood (excl. of tropical wood)	n/a	n/a	n/a	n/a	n/a	28	26	29	9,12%	1,35%
192	United Kingdom	441882	Cross-laminated timber clt or x-lam	n/a	n/a	n/a	n/a	n/a	29	28	28	2,20%	-0,67%
193	Slovenia	940161	Seats with wooden frames, upholstered, others	22	22	21	22	31	31	28	28	0,38%	3,34%
194	Ireland	940330	Wooden furniture (except seats) used in offices	40	46	51	43	28	29	29	28	-2,58%	-4,37%
195	Hungary	940391	Parts of furniture, of wood, n.e.s. (excl. of seats or medical, surgical, dental or veterinary furniture)	n/a	n/a	n/a	n/a	n/a	28	28	28	-0,74%	0,17%
196	Slovenia	940350	Wooden furniture (except seats) used in bedroom	20	24	21	21	27	26	26	28	5,84%	4,47%
197	Netherlands	441811	Windows, french windows, of tropical wood	n/a	n/a	n/a	n/a	n/a	45	16	28	68,86%	-15,13%
198	Slovenia	441875	Assembled flooring panels, other, multilayer	14	16	17	18	26	28	19	28	43,53%	9,18%
199	Switzerland	940141	Seats, convertible into beds, of wood (excl. garden seats and camping equipment, surgical furniture)	n/a	n/a	n/a	n/a	n/a	39	29	27	-5,26%	-11,04%
200	Greece	940169	Seats with wooden frames, not upholstered, others	12	15	15	12	18	22	23	27	16,20%	11,26%
201	Poland	940330	Wooden furniture (except seats) used in offices	32	30	29	29	34	47	35	27	-24,62%	-2,45%
202	Spain	441990	Tableware and kitchenware, of wood, others	13	16	21	18	28	41	24	26	8,77%	8,80%
203	Portugal	441881	Glue-laminated timber 'glulam'	n/a	n/a	n/a	n/a	n/a	13	16	26	58,67%	26,42%
204	Serbia	940161	Seats with wooden frames, upholstered, others	13	14	14	17	20	23	24	26	21,10%	9,11%
205	Slovakia	940340	Wooden furniture (except seats) used in kitchen	14	21	19	20	22	31	27	26	-6,77%	7,37%
206	Norway	441879	Assembled flooring panels, of wood, others	21	13	13	21	21	35	24	25	5,36%	2,38%
207	Lithuania	940161	Seats with wooden frames, upholstered, others	20	21	24	27	29	30	28	25	-11,99%	2,90%
208	Romania	441875	Assembled flooring panels, other, multilayer	14	18	18	21	28	28	22	25	13,26%	7,50%
209	Sweden	441879	Assembled flooring panels, of wood, others	39	35	31	22	23	30	22	25	12,74%	-5,73%
210	Greece	940340	Wooden furniture (except seats) used in the kitchen	11	13	11	12	15	18	20	24	18,41%	10,69%
211	Romania	940330	Wooden furniture (except seats) used in offices	12	17	19	21	20	23	21	23	8,91%	8,35%
212	Finland	940610	Prefabricated buildings of wood	34	59	74	57	46	54	59	23	-60,13%	-4,55%

Wooden “Product-Markets” with Imports Value of 5 - 50 M\$

• Product-Markets Ranked **213– 237** by the size of Import Value (out of 624 “Product-Markets” combinations)

Rank by Imports value In 2024	Importing Country	HS Code	Product Description	2017, M\$	2018, M\$	2019, M\$	2020, M\$	2021, M\$	2022, M\$	2023, M\$	2024, M\$	Growth Rate in 2024	8Y CAGR, 2017-2024
213	Czechia	441819	Windows, french windows and their frames, of wood	n/a	n/a	n/a	n/a	n/a	19	20	23	17,75%	7,27%
214	Spain	441875	Assembled flooring panels, other, multilayer	19	23	24	17	25	30	19	23	16,15%	1,87%
215	Netherlands	441889	Engineered structural timber products (excl. glue-laminated or cross-laminated timber and i beams)	n/a	n/a	n/a	n/a	n/a	30	34	22	-34,89%	-9,06%
216	United Kingdom	441811	Windows, french windows, of tropical wood	n/a	n/a	n/a	n/a	n/a	16	18	22	20,60%	9,97%
217	Finland	940350	Wooden furniture (except seats) used in bedroom	19	24	18	19	21	25	24	21	-9,82%	1,42%
218	Czechia	940169	Seats with wooden frames, not upholstered, others	15	18	19	18	20	21	23	21	-9,02%	4,86%
219	Czechia	940330	Wooden furniture (except seats) used in offices	18	24	25	25	30	26	26	21	-19,51%	2,10%
220	Belgium	441879	assembled flooring panels, of wood, others	19	22	22	20	17	22	30	21	-31,20%	1,07%
221	Italy	940141	Seats, convertible into beds, of wood (excl. garden seats and camping equipment, surgical furniture)	n/a	n/a	n/a	n/a	n/a	26	22	21	-4,64%	-6,96%
222	Hungary	441829	Doors and their frames and thresholds, of wood	n/a	n/a	n/a	n/a	n/a	27	20	21	5,59%	-9,04%
223	Croatia	940141	Seats, convertible into beds, of wood	n/a	n/a	n/a	n/a	n/a	19	22	21	-4,49%	3,24%
224	Denmark	940141	Seats, convertible into beds, of wood	n/a	n/a	n/a	n/a	n/a	18	16	21	28,51%	4,36%
225	Denmark	441830	Posts and beams, of wood (excl. products of 441881 to 441889)	n/a	n/a	n/a	n/a	n/a	12	15	20	30,67%	19,85%
226	Iceland	940340	Wooden furniture (except seats) used in kitchen	11	16	17	16	19	19	19	20	4,41%	7,72%
227	Denmark	441881	Glue-laminated timber 'glulam'	n/a	n/a	n/a	n/a	n/a	23	22	20	-10,73%	-5,55%
228	Czechia	441875	Assembled flooring panels, other, multilayer	12	15	16	18	26	28	19	20	1,23%	6,24%
229	Sweden	940141	Seats, convertible into beds, of wood (excl. garden seats and camping equipment, surgical furniture)	n/a	n/a	n/a	n/a	n/a	19	17	19	13,84%	-0,30%
230	Slovakia	441829	Doors and their frames and thresholds, of wood	n/a	n/a	n/a	n/a	n/a	30	17	19	7,66%	-14,84%
231	Slovenia	940391	Parts of furniture, of wood, n.e.s. (excl. of seats or medical, surgical, dental or veterinary furniture)	n/a	n/a	n/a	n/a	n/a	18	18	19	1,71%	0,64%
232	Slovenia	441829	Doors and their frames and thresholds, of wood	n/a	n/a	n/a	n/a	n/a	21	20	18	-9,74%	-4,66%
233	Belgium	441990	Tableware and kitchenware, of wood, others	9	13	13	11	22	24	15	18	23,38%	9,36%
234	Slovakia	441819	Windows, french windows and their frames, of wood	n/a	n/a	n/a	n/a	n/a	8	18	18	0,98%	32,40%
235	Lithuania	940350	Wooden furniture (except seats) used in bedroom	13	16	23	21	24	24	19	18	-4,92%	3,76%
236	Lithuania	441829	Doors and their frames and thresholds, of wood	n/a	n/a	n/a	n/a	n/a	23	19	18	-7,68%	-8,33%
237	Hungary	940141	Seats, convertible into beds, of wood (excl. garden seats and camping equipment, surgical furniture)	n/a	n/a	n/a	n/a	n/a	19	17	18	6,38%	-1,79%

Wooden “Product-Markets” with Imports Value of 5 - 50 M\$

- Product-Markets Ranked **238– 262** by the size of Import Value (out of 624 “Product-Markets” combinations)

Rank by Imports value In 2024	Importing Country	HS Code	Product Description	2017, M\$	2018, M\$	2019, M\$	2020, M\$	2021, M\$	2022, M\$	2023, M\$	2024, M\$	Growth Rate in 2024	8Y CAGR, 2017-2024
238	Switzerland	441879	Assembled flooring panels, of wood, others	30	21	17	16	19	23	19	18	-5,60%	-6,35%
239	Finland	940330	Wooden furniture (except seats) used in offices	23	22	18	20	21	30	24	18	-27,65%	-3,56%
240	Netherlands	940141	Seats, convertible into beds, of wood (excl. garden seats and camping equipment, surgical furniture)	n/a	n/a	n/a	n/a	n/a	20	14	18	26,97%	-3,50%
241	Spain	441819	Windows, french windows and their frames, of wood	n/a	n/a	n/a	n/a	n/a	12	18	17	-3,20%	12,89%
242	Latvia	940391	Parts of furniture, of wood, n.e.s. (excl. of seats or medical, surgical, dental or veterinary furniture)	n/a	n/a	n/a	n/a	n/a	23	19	17	-8,50%	-9,74%
243	Iceland	940161	Seats with wooden frames, upholstered, others	16	17	14	15	20	16	16	17	4,77%	0,03%
244	Croatia	940391	Parts of furniture, of wood, n.e.s. (excl. of seats or medical, surgical, dental or veterinary furniture)	n/a	n/a	n/a	n/a	n/a	12	15	16	10,90%	11,78%
245	Germany	441874	Assembled flooring panels, other, for mosaic floors	11	11	10	14	12	13	16	16	1,03%	5,56%
246	Romania	940141	Seats, convertible into beds, of wood (excl. garden seats and camping equipment, surgical furniture)	n/a	n/a	n/a	n/a	n/a	14	15	16	5,83%	5,51%
247	Finland	441875	Assembled flooring panels, other, multilayer	17	22	22	18	23	29	21	16	-23,02%	-0,77%
248	Belgium	940610	Prefabricated buildings of wood	13	14	12	10	18	25	16	16	-1,81%	2,39%
249	Spain	441821	Doors and their frames, of tropical wood	n/a	n/a	n/a	n/a	n/a	14	16	16	-0,81%	5,52%
250	Italy	441879	Assembled flooring panels, of wood, others	17	16	23	18	16	23	22	16	-29,27%	-0,77%
251	Norway	940141	Seats, convertible into beds, of wood	n/a	n/a	n/a	n/a	n/a	13	16	16	-1,37%	6,23%
252	Romania	940169	Seats with wooden frames, not upholstered, others	7	10	10	13	19	22	16	16	-1,84%	10,71%
253	Serbia	940350	Wooden furniture (except seats) used in bedroom	7	6	8	12	13	17	12	16	37,72%	10,16%
254	Sweden	441990	Tableware and kitchenware, of wood, others	15	14	15	15	21	23	17	16	-8,53%	0,03%
255	Spain	940610	Prefabricated buildings of wood	6	6	5	7	7	13	16	15	-3,72%	12,19%
256	Ireland	441821	Doors and their frames, of tropical wood	n/a	n/a	n/a	n/a	n/a	28	18	15	-15,88%	-18,04%
257	Spain	441879	Assembled flooring panels, of wood, others	20	16	14	12	16	18	11	15	35,52%	-3,43%
258	Lithuania	940141	Seats, convertible into beds, of wood (excl. garden seats and camping equipment, surgical furniture)	n/a	n/a	n/a	n/a	n/a	14	14	15	8,34%	0,70%
259	Poland	441819	Windows, french windows and their frames, of wood	n/a	n/a	n/a	n/a	n/a	48	51	15	-71,40%	-32,54%
260	Iceland	441829	Doors and their frames and thresholds, of wood	n/a	n/a	n/a	n/a	n/a	10	13	15	10,01%	13,27%
261	Latvia	441829	Doors and their frames and thresholds, of wood	n/a	n/a	n/a	n/a	n/a	20	26	14	-43,49%	-9,77%
262	Hungary	940330	Wooden furniture (except seats) used in offices	11	15	13	12	15	16	14	14	2,88%	3,25%

Wooden “Product-Markets” with Imports Value of 5 - 50 M\$

• Product-Markets Ranked **263– 287** by the size of Import Value (out of 624 “Product-Markets” combinations)

Rank by Imports value In 2024	Importing Country	HS Code	Product Description	2017, M\$	2018, M\$	2019, M\$	2020, M\$	2021, M\$	2022, M\$	2023, M\$	2024, M\$	Growth Rate in 2024	8Y CAGR, 2017-2024
263	Lithuania	441875	Assembled flooring panels, other, multilayer	14	14	15	26	24	31	14	14	0,29%	0,55%
264	Spain	441829	Doors and their frames and thresholds, of wood	n/a	n/a	n/a	n/a	n/a	8	10	14	40,26%	20,32%
265	Estonia	940161	Seats with wooden frames, upholstered, others	25	21	19	11	19	19	13	14	4,20%	-7,04%
266	Finland	940169	Seats with wooden frames, not upholstered, others	16	16	17	17	19	19	18	14	-22,28%	-1,72%
267	Hungary	940340	Wooden furniture (except seats) used in the kitchen	11	14	15	14	18	20	14	14	-3,09%	3,12%
268	Finland	940141	Seats, convertible into beds, of wood (excl. garden seats and camping equipment, or surgical furniture)	n/a	n/a	n/a	n/a	n/a	10	13	14	7,97%	12,13%
269	Switzerland	441990	Tableware and kitchenware, of wood, others	12	11	12	14	17	17	16	14	-14,64%	1,33%
270	Czechia	940610	Prefabricated buildings of wood	9	10	11	12	18	20	15	13	-13,51%	4,29%
271	Germany	441879	Assembled flooring panels, of wood, others	21	16	12	14	18	19	15	13	-12,04%	-5,90%
272	Finland	441819	Windows, french windows and their frames, of wood	n/a	n/a	n/a	n/a	n/a	16	16	13	-18,88%	-7,12%
273	Portugal	940169	Seats with wooden frames, not upholstered, others	10	10	11	10	14	17	14	13	-6,08%	3,49%
274	Estonia	441875	Assembled flooring panels, other, multilayer	11	13	12	14	17	22	13	13	0,78%	1,63%
275	Czechia	441881	Glue-laminated timber 'glulam'	n/a	n/a	n/a	n/a	n/a	12	10	13	32,91%	2,24%
276	Norway	441882	Cross-laminated timber clt or x-lam (n/a	n/a	n/a	n/a	n/a	12	18	13	-29,87%	1,47%
277	Ireland	940169	Seats with wooden frames, not upholstered, others	11	11	9.1	8.0	16	13	12	12	4,91%	1,85%
278	Portugal	441875	Assembled flooring panels, other, multilayer	3.4	3.7	4.2	4.9	7	12	8	12	45,94%	17,43%
279	Denmark	441990	Tableware and kitchenware, of wood, others	11	14	13	12	21	17	11	12	12,95%	1,74%
280	Portugal	940330	Wooden furniture (except seats) used in offices	11	13	16	13	14	17	20	12	-38,05%	1,11%
281	Serbia	441875	Assembled flooring panels, other, multilayer	1.4	2.1	3.0	6	10	12	10	12	30,45%	30,87%
282	Germany	441821	Doors and their frames, of tropical wood	n/a	n/a	n/a	n/a	n/a	23	19	12	-35,92%	-19,43%
283	Slovakia	441889	Engineered structural timber products (excl. glue-laminated or cross-laminated timber and i beams)	n/a	n/a	n/a	n/a	n/a	11	13	12	-8,82%	3,25%
284	Slovakia	940330	Wooden furniture (except seats) used in offices	11	12	15	11	12	16	12	12	-3,74%	1,49%
285	Estonia	441829	Doors and their frames and thresholds, of wood	n/a	n/a	n/a	n/a	n/a	17	13	12	-12,88%	-11,70%
286	Slovakia	441821	Doors and their frames and thresholds, of tropical wood	n/a	n/a	n/a	n/a	n/a	14	13	12	-8,19%	-5,43%
287	Ireland	441875	Assembled flooring panels, other, multilayer	5.2	5.5	7.8	3.8	8.2	13	8.0	11	41,55%	10,26%

Wooden “Product-Markets” with Imports Value of 5 - 50 M\$

• Product-Markets Ranked **288 – 312** by the size of Import Value (out of 624 “Product-Markets” combinations)

Rank by Imports value In 2024	Importing Country	HS Code	Product Description	2017, M\$	2018, M\$	2019, M\$	2020, M\$	2021, M\$	2022, M\$	2023, M\$	2024, M\$	Growth Rate in 2024	8Y CAGR, 2017-2024
288	Belgium	940141	Seats, convertible into beds, of wood	n/a	n/a	n/a	n/a	n/a	11	10	11	12,88%	2,23%
289	Norway	441821	Doors and their frames, of tropical wood	n/a	n/a	n/a	n/a	n/a	24	10	11	15,74%	-23,05%
290	Poland	940610	Prefabricated buildings of wood	2,9	4,6	0,00	8,9	15	28	18	11	-37,64%	18,22%
291	Greece	940391	Parts of furniture, of wood, n.e.s. (excl. of seats or medical, surgical, dental or veterinary furniture)	n/a	n/a	n/a	n/a	n/a	7.9	16	11	-32,00%	11,36%
292	Greece	441990	Tableware and kitchenware, of wood, others	2,0	2,4	3,7	3,5	7,7	13	12	11	-13,39%	23,70%
293	Portugal	940141	Seats, convertible into beds, of wood	n/a	n/a	n/a	n/a	n/a	11	12	11	-11,24%	-2,00%
294	Norway	441990	Tableware and kitchenware, of wood, others	7,0	7,6	8,9	8,9	15	14	11	11	-5,89%	5,33%
295	Estonia	940391	Parts of furniture, of wood, n.e.s. (excl. of seats or medical, surgical, dental or veterinary furniture)	n/a	n/a	n/a	n/a	n/a	11	10	10	2,53%	-2,76%
296	Sweden	441881	Glue-laminated timber 'glulam'	n/a	n/a	n/a	n/a	n/a	19	10	10	1,70%	-18,51%
297	Netherlands	441882	Cross-laminated timber clt or x-lam	n/a	n/a	n/a	n/a	n/a	9	14	10	-25,46%	6,08%
298	Latvia	940161	Seats with wooden frames, upholstered, others	10	10	12	10	11	11	10	10	-4,10%	-0,47%
299	Greece	441875	Assembled flooring panels, other, multilayer	2,0	3,4	3,2	3,4	6,1	8,7	6,9	10	38,66%	21,80%
300	Croatia	441875	Assembled flooring panels, other, multilayer	4,1	7,0	6,0	5,8	7,5	11	9,4	9,3	-0,03%	10,83%
301	Lithuania	940610	Prefabricated buildings of wood	3,5	10	5,4	7,8	8,9	11	13	9,1	-30,14%	12,60%
302	Latvia	940350	Wooden furniture (except seats) used in bedroom	6,4	6,5	6,7	9,4	10	8,3	8,0	8,8	10,43%	4,00%
303	Italy	441830	Posts and beams, of wood (excl. products of 441881 to 441889)	n/a	n/a	n/a	n/a	n/a	4,8	9,2	8,6	-6,55%	21,97%
304	Norway	441811	Windows, french windows, of tropical wood	n/a	n/a	n/a	n/a	n/a	10	1,7	8,6	414,40%	-5,72%
305	Denmark	441879	Assembled flooring panels, of wood, others	13	10	8,6	10	19	13	8,2	8,6	4,25%	-4,73%
306	Croatia	940169	Seats with wooden frames, not upholstered, others	5,2	5,7	5,2	5,3	6,2	6,7	7,8	8,6	9,49%	6,39%
307	Denmark	441873	Assembled flooring panels of bamboo or with at least the top layer (wear layer) of bamboo	18	10	13	6,5	1,1	3,5	8,2	8,5	4,41%	-8,75%
308	Portugal	441830	Posts and beams, of wood (excl. products of 441881 to 441889)	n/a	n/a	n/a	n/a	n/a	8,1	6,1	8,5	38,19%	1,68%
309	Estonia	940350	Wooden furniture used in the bedroom	4,9	5,0	5,5	6,7	8,1	8,1	6,8	8,5	24,87%	7,02%
310	Slovakia	940141	Seats, convertible into beds, of wood	n/a	n/a	n/a	n/a	n/a	14	8,1	8,4	4,68%	-15,49%
311	Norway	441889	Engineered structural timber products (excl. glue-laminated or cross-laminated timber and i beams)	n/a	n/a	n/a	n/a	n/a	14	10	8,3	-20,71%	-15,70%
312	Greece	441881	Glue-laminated timber 'glulam'	n/a	n/a	n/a	n/a	n/a	5,4	6,4	8,2	28,13%	15,22%

Wooden “Product-Markets” with Imports Value of 5 - 50 M\$

• Product-Markets Ranked 313 – 337 by the size of Import Value (out of 624 “Product-Markets” combinations)

Rank by Imports value In 2024	Importing Country	HS Code	Product Description	2017, M\$	2018, M\$	2019, M\$	2020, M\$	2021, M\$	2022, M\$	2023, M\$	2024, M\$	Growth Rate in 2024	8Y CAGR, 2017-2024
313	Germany	441889	Engineered structural timber products (excl. glue-laminated or cross-laminated timber and i beams	n/a	n/a	n/a	n/a	n/a	17	12	8,2	-29,81%	-22,06%
314	Romania	441819	Windows, french windows and their frames, of wood	n/a	n/a	n/a	n/a	n/a	7,7	8,3	8,1	-2,32%	1,77%
315	Portugal	441821	Doors and their frames, of tropical wood	n/a	n/a	n/a	n/a	n/a	7,8	8,6	8,1	-5,58%	1,08%
316	Ireland	441990	Tableware and kitchenware, of wood, others	2,1	2,2	2,5	3,1	8,1	8,4	6,7	8,0	18,16%	17,83%
317	Czechia	441990	Tableware and kitchenware, of wood, others	4,1	5,2	7,2	6,4	8,3	8,0	7,1	7,9	10,64%	8,48%
318	Croatia	940330	Wooden furniture (except seats) used in offices	5,3	5,2	7,1	5,6	5,7	6,8	8,2	7,8	-4,74%	5,03%
319	Hungary	940169	Seats with wooden frames, not upholstered, others	6,7	7,2	7,6	7,5	8,6	12	8,4	7,8	-7,46%	1,88%
320	Belgium	441821	Doors and their frames, of tropical wood	n/a	n/a	n/a	n/a	n/a	10	7,3	7,8	7,09%	-7,73%
321	Belgium	441882	Cross-laminated timber clt or x-lam	n/a	n/a	n/a	n/a	n/a	3,8	4,0	7,8	95,09%	27,24%
322	Switzerland	441830	Posts and beams, of wood (excl. products of 441881 to 441889)	n/a	n/a	n/a	n/a	n/a	6,7	6,4	7,6	18,92%	4,49%
323	Finland	441881	Glue-laminated timber 'glulam'	n/a	n/a	n/a	n/a	n/a	15	8,8	7,6	-13,27%	-20,98%
324	Switzerland	441889	Engineered structural timber products (excl. glue-laminated or cross-laminated timber and i beams)	n/a	n/a	n/a	n/a	n/a	6,3	6,8	7,4	9,27%	5,43%
325	Hungary	441881	Glue-laminated timber 'glulam'	n/a	n/a	n/a	n/a	n/a	12	8,3	7,3	-11,39%	-16,14%
326	Italy	441829	Doors and their frames and thresholds, of wood	n/a	n/a	n/a	n/a	n/a	8	14	7,3	-48,48%	-1,94%
327	Lithuania	940340	Wooden furniture (except seats) used in kitchen	8,1	8,4	7,9	7,3	8,1	9,1	8,4	7,0	-16,35%	-1,75%
328	Iceland	940391	Parts of furniture, of wood, n.e.s. (excl. of seats or medical, surgical, dental or veterinary furniture)	n/a	n/a	n/a	n/a	n/a	5,9	8,2	6,9	-14,81%	5,82%
329	Slovenia	441882	Cross-laminated timber clt or x-lam	n/a	n/a	n/a	n/a	n/a	2,1	8,5	6,8	-19,81%	48,95%
330	Slovenia	441881	Glue-laminated timber 'glulam'	n/a	n/a	n/a	n/a	n/a	7,9	5,8	6,8	16,56%	-4,92%
331	Lithuania	441881	Glue-laminated timber 'glulam'	n/a	n/a	n/a	n/a	n/a	5,0	6,9	6,8	-1,57%	10,34%
332	Croatia	441819	Windows, french windows and their frames, of wood	n/a	n/a	n/a	n/a	n/a	4,8	5,6	6,8	20,10%	11,79%
333	Slovenia	940330	Wooden furniture (except seats) used in offices	5,9	5,1	7,3	5,3	6,1	6,2	6,4	6,7	4,89%	1,60%
334	Romania	441881	Glue-laminated timber 'glulam'	n/a	n/a	n/a	n/a	n/a	4,7	5,6	6,7	19,60%	12,41%
335	Greece	940141	Seats, convertible into beds, of wood (excl. garden seats and camping equipment, surgical furniture)	n/a	n/a	n/a	n/a	n/a	5,2	6,5	6,7	2,53%	8,92%
336	Romania	441990	Tableware and kitchenware, of wood, others	3,2	5,4	6,4	8,0	13	9,4	6,8	6,6	-2,49%	9,29%
337	Estonia	940340	Wooden furniture (except seats) used in kitchen	2,3	3,4	4,1	4,9	5,4	5,4	5,6	6,6	17,81%	14,07%

Wooden “Product-Markets” with Imports Value of 5 - 50 M\$

• Product-Markets Ranked **338 – 359** by the size of Import Value (out of 624 “Product-Markets” combinations)

Rank by Imports value In 2024	Importing Country	HS Code	Product Description	2017, M\$	2018, M\$	2019, M\$	2020, M\$	2021, M\$	2022, M\$	2023, M\$	2024, M\$	Growth Rate in 2024	8Y CAGR, 2017-2024
338	Netherlands	441879	Assembled flooring panels, of wood, others	18	28	28	23	25	10	6,8	6,5	-3,47%	-12,10%
339	Belgium	441889	Engineered structural timber products (excl. glue-laminated or cross-laminated timber and i beams)	n/a	n/a	n/a	n/a	n/a	7,4	8,3	6,5	-22,04%	-4,29%
340	United Kingdom	441830	Posts and beams, of wood (excl. products of 441881 to 441889)	n/a	n/a	n/a	n/a	n/a	20	11	6,4	-40,12%	-31,17%
341	Serbia	441829	Doors and their frames and thresholds, of wood	n/a	n/a	n/a	n/a	n/a	5,1	5,9	6,4	21,09%	8,10%
342	Portugal	441990	Tableware and kitchenware, of wood, others	10	10	16	13	12	11	10	6,4	-33,67%	-5,49%
343	Croatia	940610	Prefabricated buildings of wood	1,8	2,0	3,7	2,6	6,7	6,4	6,5	6,2	-5,03%	16,74%
344	Latvia	940141	Seats, convertible into beds, of wood (excl. garden seats and camping equipment, and medical, dental or surgical furniture)	n/a	n/a	n/a	n/a	n/a	5,0	5,3	6,1	16,30%	7,46%
345	Slovenia	940169	Seats with wooden frames, not upholstered, others	4,2	4,4	4,2	4,1	5,4	6,5	5,6	6,1	9,41%	4,86%
346	Finland	441990	Tableware and kitchenware, of wood, others	2,9	3,8	4,2	3,6	6,3	7,6	5,6	5,9	4,91%	9,10%
347	Serbia	940391	Parts of furniture, of wood, n.e.s. (excl. of seats or medical, surgical, dental or veterinary furniture)	n/a	n/a	n/a	n/a	n/a	5,4	6,1	5,8	5,39%	2,57%
348	Croatia	441881	Glue-laminated timber 'glulam'	n/a	n/a	n/a	n/a	n/a	5,9	4,7	5,7	21,73%	-0,73%
349	Croatia	441821	Doors and their frames and thresholds, of tropical wood	n/a	n/a	n/a	n/a	n/a	5,6	4,5	5,7	26,37%	0,98%
350	Slovenia	441819	Windows, french windows and their frames, of wood	n/a	n/a	n/a	n/a	n/a	8,6	7,5	5,7	-24,91%	-13,13%
351	Netherlands	441830	Posts and beams, of wood (excl. products of 441881 to 441889)	n/a	n/a	n/a	n/a	n/a	2,1	4,0	5,6	40,21%	38,75%
352	Iceland	441821	Doors and their frames and thresholds, of tropical wood	n/a	n/a	n/a	n/a	n/a	6,6	5,0	5,5	10,48%	-5,62%
353	Hungary	441990	Tableware and kitchenware, of wood, others	1,9	1,9	2,7	4,7	5,9	6,3	7,1	5,4	-24,21%	13,59%
354	Latvia	940340	Wooden furniture (except seats) used in kitchen	5,5	4,8	6,5	6,9	6,1	6,4	5,4	5,3	-1,98%	-0,29%
355	Serbia	940340	Wooden furniture (except seats) used in kitchen	2,6	2,9	3,3	3,4	4,6	4,8	4,6	5,3	26,34%	9,55%
356	Portugal	441829	Doors and their frames and thresholds, of wood (excl. of tropical wood)	n/a	n/a	n/a	n/a	n/a	2,9	4,5	5,1	13,98%	20,84%
357	Iceland	940350	Wooden furniture (except seats) used in bedroom	4,6	4,7	4,7	4,6	10	5,7	3,9	5,1	31,78%	1,26%
358	Lithuania	441819	Windows, french windows and their frames, of wood	n/a	n/a	n/a	n/a	n/a	8,2	5,6	5,1	-7,85%	-14,59%
359	Iceland	441882	Cross-laminated timber clt or x-lam	n/a	n/a	n/a	n/a	n/a	6,0	5,5	5,0	-8,04%	-5,45%

Most Growing within Emerging Product Markets

Out of the product markets of the 3rd group, **1) Slovenian market of cross-laminated timber (clt or x-lam)** and **2) Netherlands market of posts and beams (of wood)** stand out as showing the most significant long-term growth in import value (2017-2024). In short-term, Netherlands market of posts and beams (of wood) demonstrated remarkable increase in 2024, growing by more than 40% compared to the previous year

Goods with highest short-term growth of imports in 2024

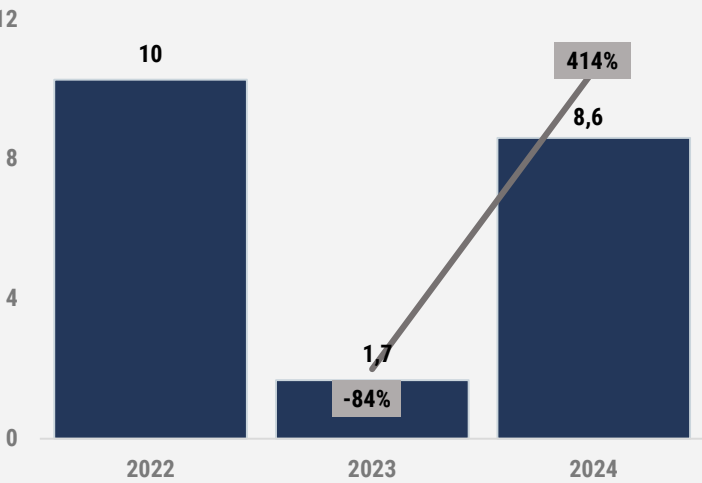
Importing Country	HS Code	Product Description	Imports in 2024, M\$	Growth Rate in 2024 (\$), %
Norway	441811	Windows, french windows and their frames, of tropical wood	8,6	414,40%
Belgium	441882	Cross-laminated timber clt or x-lam	7,8	95,09%
Netherlands	441811	Windows, french windows and their frames, of tropical wood	28	68,86%
Portugal	441881	Glue-laminated timber 'glulam'	26	58,67%
Greece	940330	Wooden furniture (except seats) of a kind used in offices	46	53,10%
Portugal	441875	Assembled flooring panels, other, multilayer	12	45,94%
Slovenia	441875	Assembled flooring panels, other, multilayer	28	43,53%
Serbia	940360	Wooden furniture, others	37	41,73%
Ireland	441875	Assembled flooring panels, other, multilayer	11	41,55%
Italy	441882	Cross-laminated timber clt or x-lam	43	41,04%
Spain	441829	Doors and their frames and thresholds, of wood (excl. of tropical wood)	14	40,26%
Netherlands	441830	Posts and beams, of wood (excl. products of 441881 to 441889)	5,6	40,21%
Greece	441875	Assembled flooring panels, other, multilayer	10	38,66%
Portugal	441830	Posts and beams, of wood (excl. products of 441881 to 441889)	8,5	38,19%
Serbia	940350	Wooden furniture (except seats) of a kind used in the bedroom	16	37,72%
Spain	441879	Assembled flooring panels, of wood, others	15	35,52%
Ireland	441829	Doors and their frames and thresholds, of wood (excl. of tropical wood)	41	33,58%
Czechia	441881	Glue-laminated timber 'glulam'	13	32,91%
Iceland	940350	Wooden furniture (except seats) of a kind used in the bedroom	5,1	31,78%
Greece	940161	Seats with wooden frames, upholstered, others	37	31,48%

Goods with highest long-term growth of imports

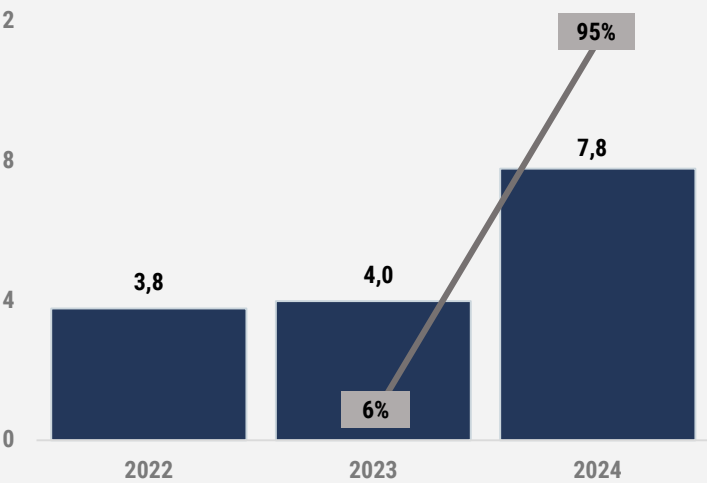
Importing Country	HS Code	Product Description	Imports in 2024, M\$	8Y CAGR, 2017-2024 (\$), %
Slovenia	441882	Cross-laminated timber clt or x-lam	6,8	48,95%
Netherlands	441830	Posts and beams, of wood (excl. products of 441881 to 441889)	5,6	38,75%
Slovakia	441819	Windows, french windows and their frames, of wood (excl. of tropical wood)	18	32,40%
Serbia	441875	Assembled flooring panels, other, multilayer	12	30,87%
Belgium	441882	Cross-laminated timber clt or x-lam	7,8	27,24%
Greece	940330	Wooden furniture (except seats) used in offices	46	26,89%
Portugal	441881	Glue-laminated timber 'glulam'	26	26,42%
Greece	441990	Tableware and kitchenware, of wood, others	11	23,70%
Italy	441830	Posts and beams, of wood (excl. products of 441881 to 441889)	8,6	21,97%
Greece	441875	Assembled flooring panels, other, multilayer	10	21,80%
Portugal	441829	Doors and their frames and thresholds, of wood (excl. of tropical wood)	5,1	20,84%
Spain	441829	Doors and their frames and thresholds, of wood (excl. of tropical wood)	14	20,32%
Denmark	441830	Posts and beams, of wood (excl. products of 441881 to 441889)	20	19,85%
Ireland	441829	Doors and their frames and thresholds, of wood (excl. of tropical wood)	41	19,65%
Iceland	940610	Prefabricated buildings of wood	40	18,57%
Poland	940610	Prefabricated buildings of wood	11	18,22%
Ireland	441990	Tableware and kitchenware, of wood, others	8,0	17,83%
Portugal	441875	Assembled flooring panels, other, multilayer	12	17,43%
Croatia	940610	Prefabricated buildings of wood	6,2	16,74%
Greece	441881	Glue-laminated timber 'glulam'	8,2	15,22%

Top-12 Product Markets with the Highest Increase of Imports in Short-term

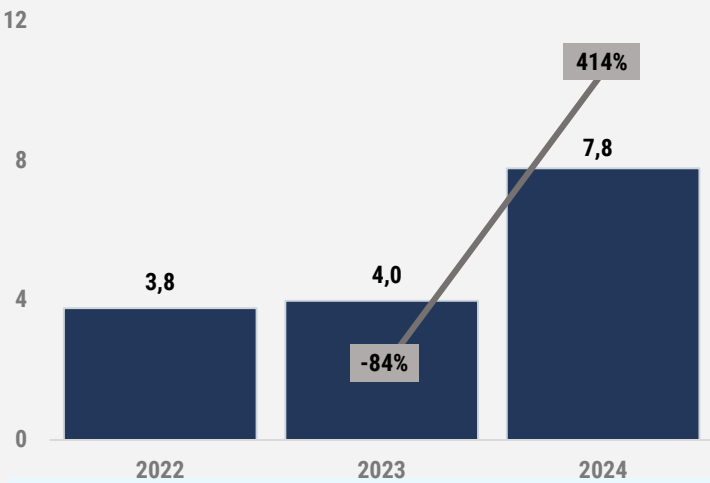
Imports of Windows, french windows and their frames, of tropical wood in Norway, M\$



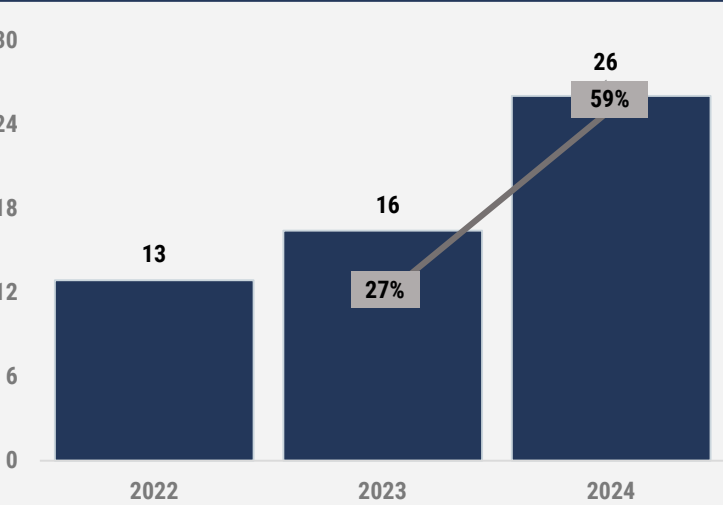
Imports of Cross-laminated timber clt or x-lam in Belgium, M\$



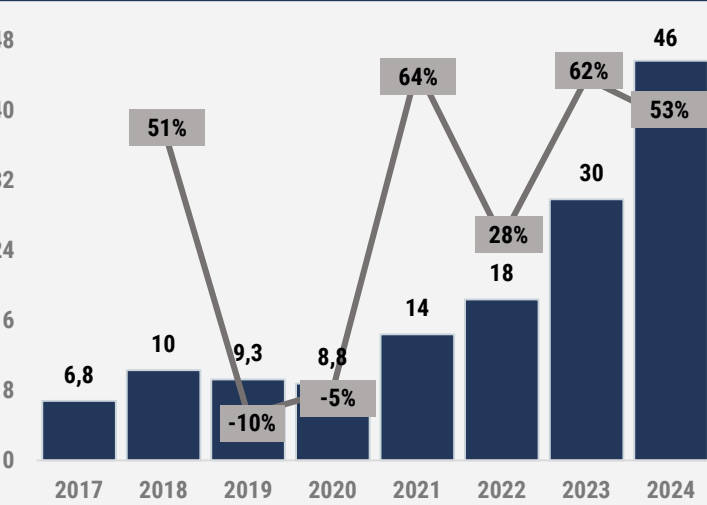
Imports of Windows, french windows and their frames, of tropical wood in the Netherlands, M\$



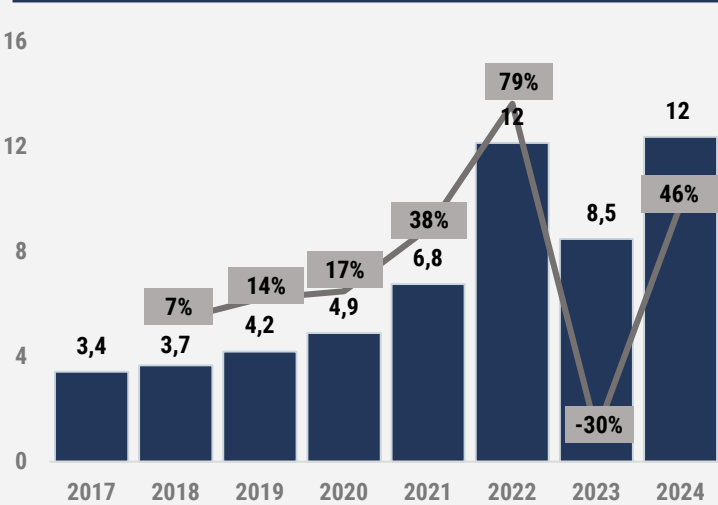
Imports of Glue-laminated timber 'glulam' in Portugal, M\$



Imports Value of Wooden furniture used in offices in Greece, M\$

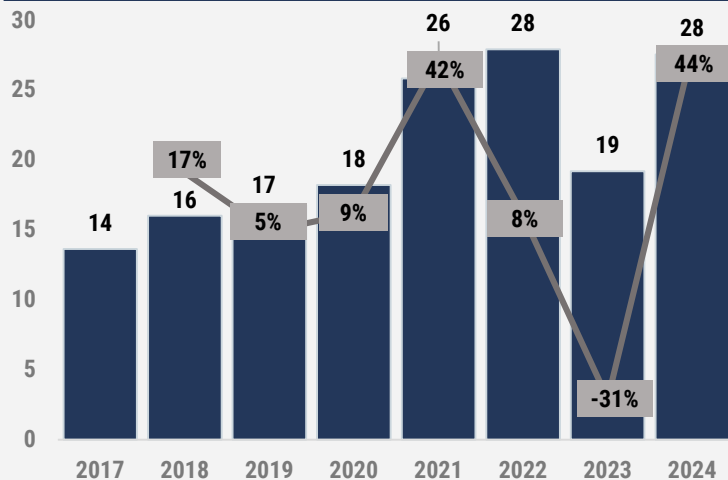


Imports Value of Assembled flooring panels, other, multilayer in Portugal, M\$

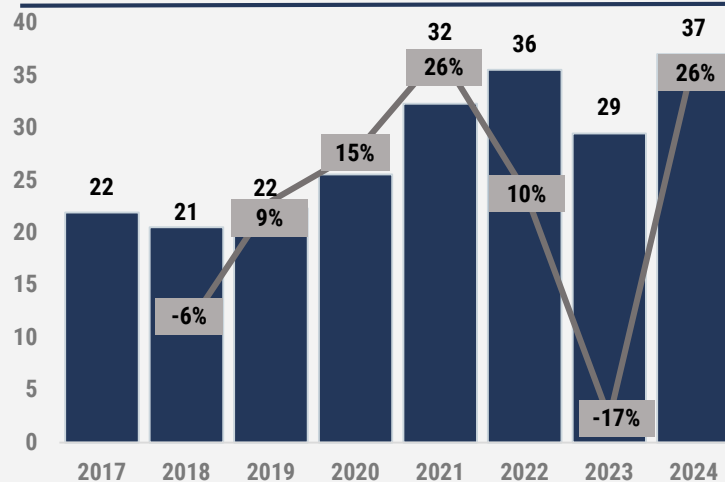


Top-12 Product Markets with the Highest Increase of Imports in Short-term

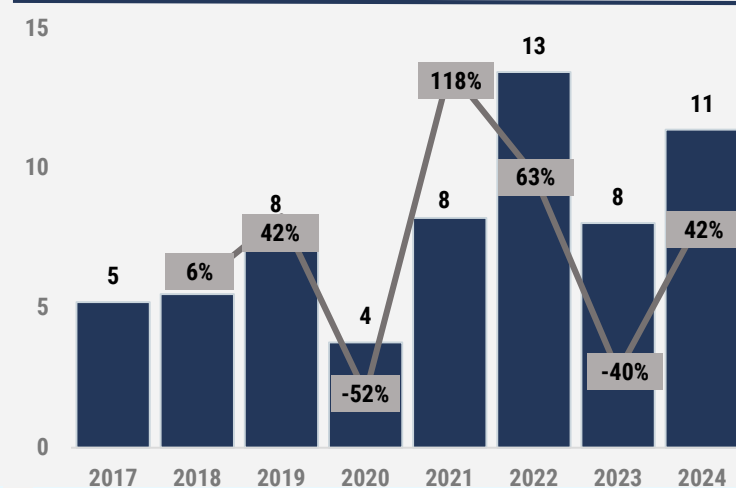
Imports Value of Assembled flooring panels, other, multilayer in Slovenia, M\$



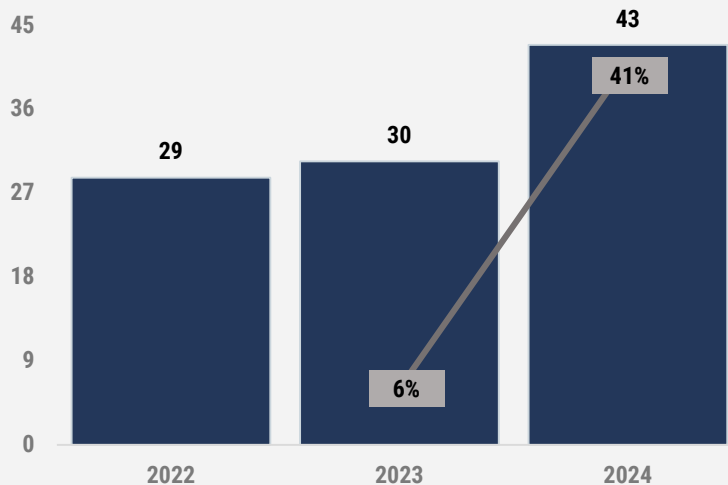
Imports of Wooden furniture, others in Serbia, M\$



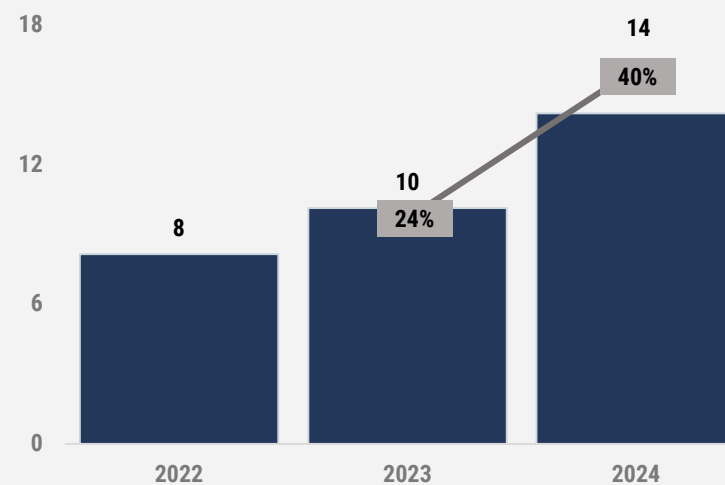
Imports of Assembled flooring panels, other, multilayer in Ireland, M\$



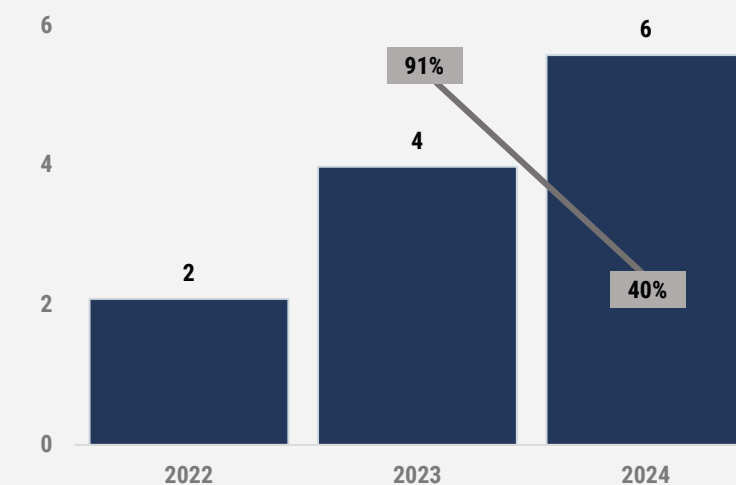
Imports of Cross-laminated timber clt or x-lam in Italy, M\$



Imports of Doors and their frames and thresholds, of wood (excl. of tropical wood) in Spain, M\$

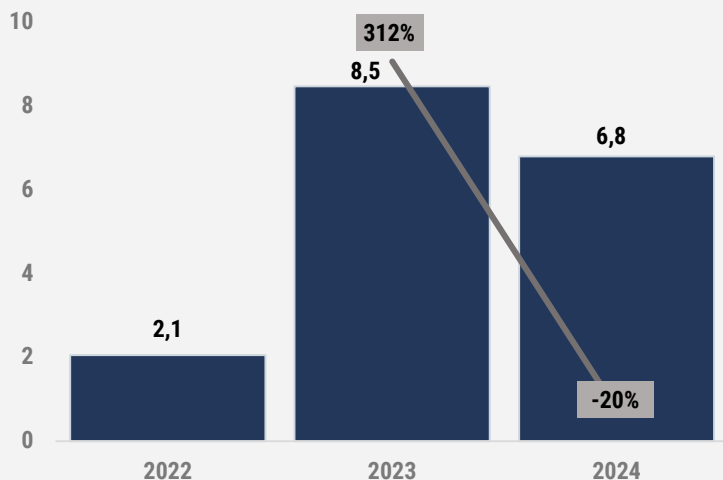


Imports of Posts and beams, of wood (excl. products of 441881 to 441889) in the Netherlands, M\$

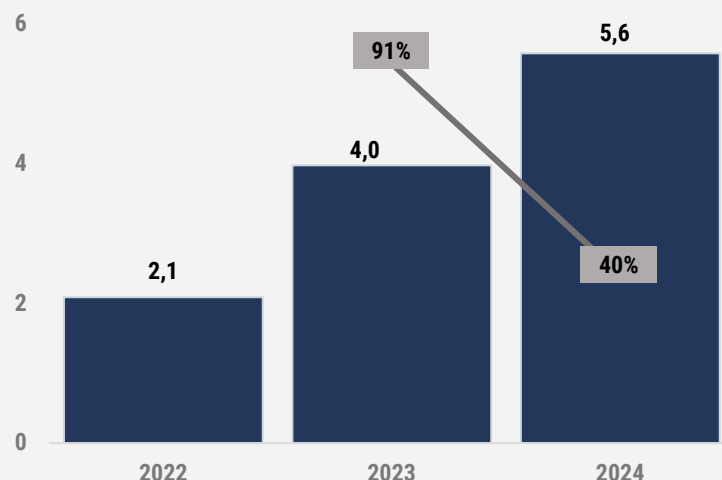


Top-12 Product Markets with the Highest Increase of Imports in Long-term

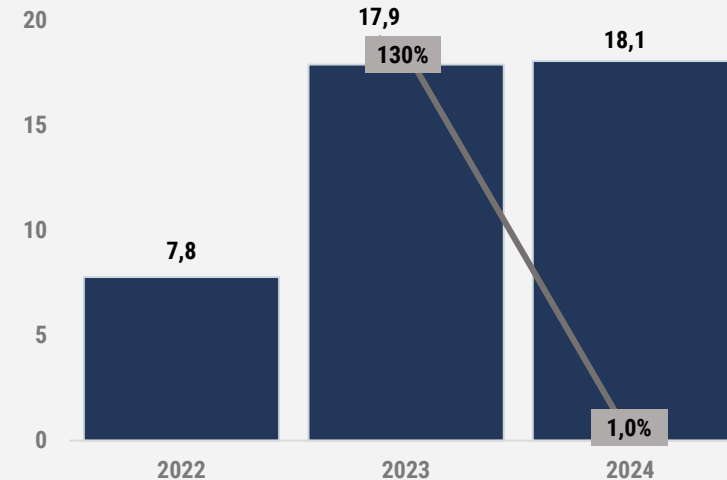
Imports of Cross-laminated timber clt or x-lam in Slovenia, M\$



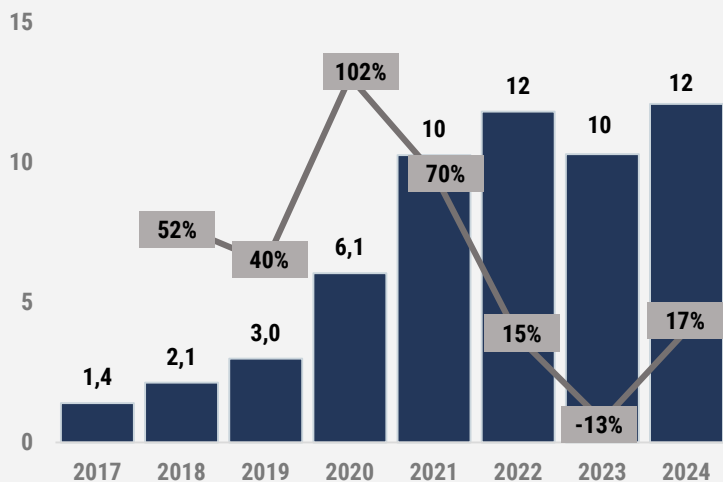
Imports of Posts and beams, of wood in the Netherlands, M\$



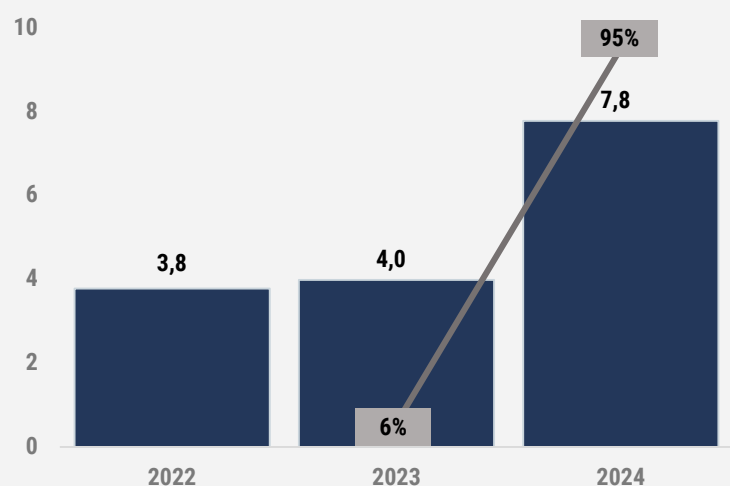
Imports of Windows, french windows, frames, of wood in Slovakia, M\$



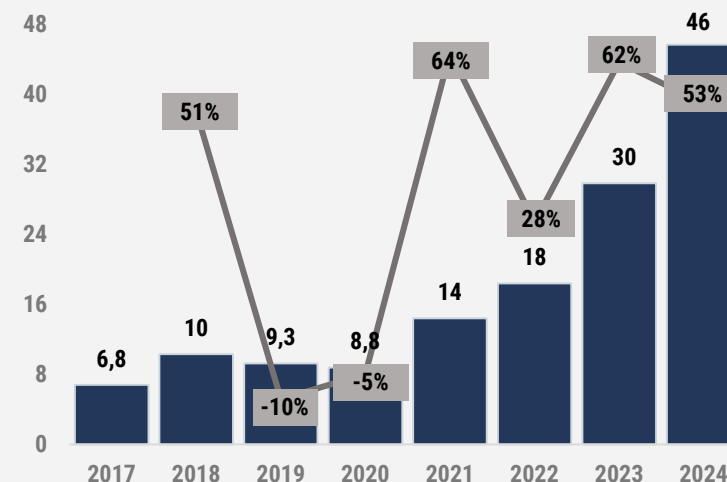
Imports of Assembled flooring panels, other, multilayer in Serbia, M\$



Imports Value of Cross-laminated timber clt or x-lam in Belgium, M\$

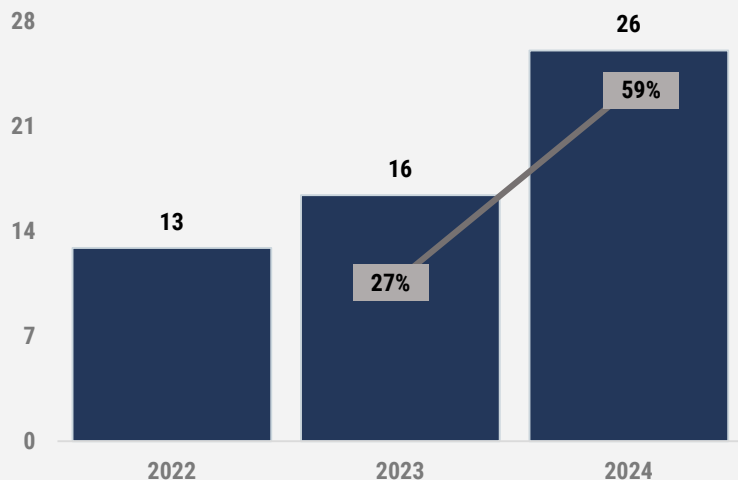


Imports Value of Wooden furniture used in offices in Greece, M\$

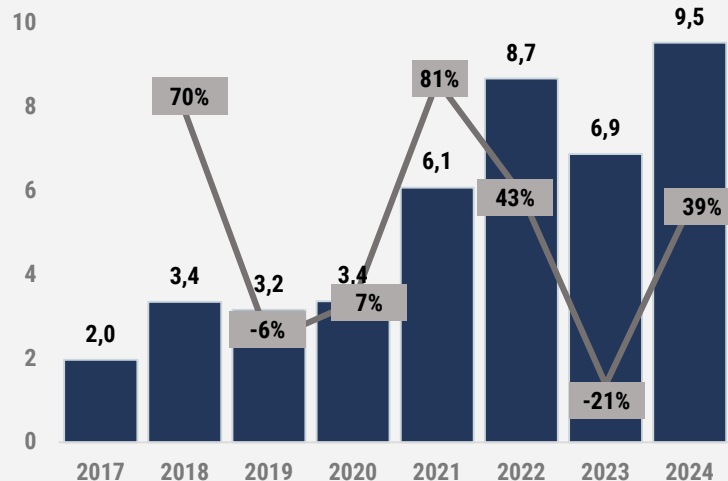


Top-12 Product Markets with the Highest Increase of Imports in Long-term

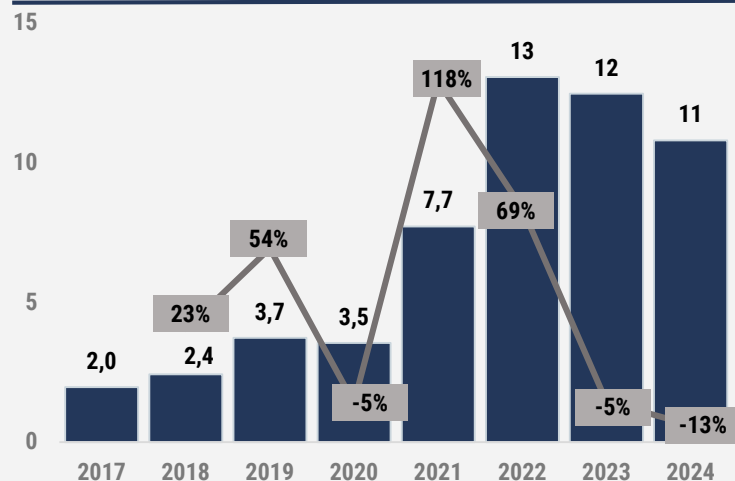
Imports of Glue-laminated timber 'glulam' in Portugal, M\$



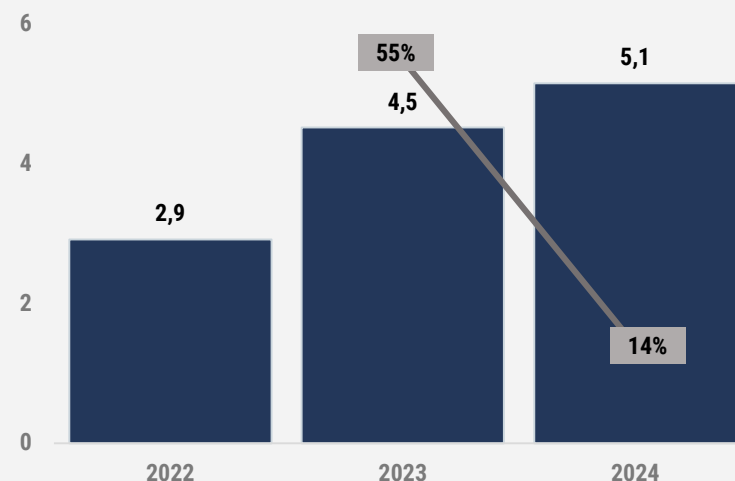
Imports of Assembled flooring panels, other, multilayer in Greece, M\$



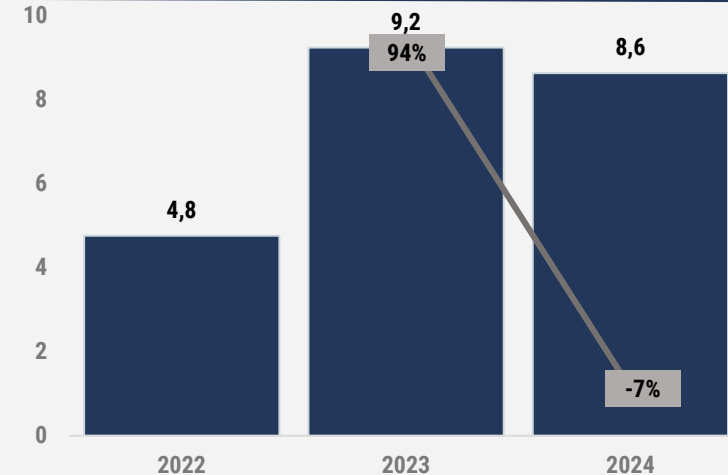
Imports of Tableware and kitchenware, of wood, others in Greece, M\$



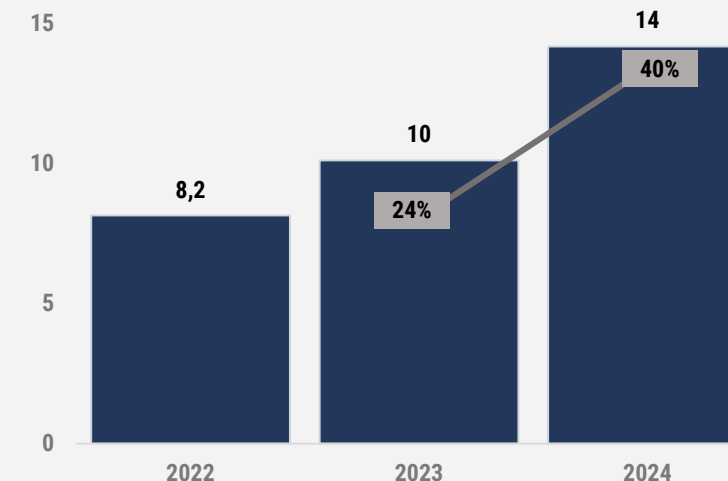
Imports of Doors and their frames and thresholds, of wood (excl. of tropical wood) in Portugal, M\$



Imports of Posts and beams, of wood (excl. products of 441881 to 441889) in Italy, M\$



Imports of Doors and their frames and thresholds, of wood (excl. of tropical wood) in Spain, M\$



Most Declining within Emerging Product Markets

Out of the product markets of the 3rd group, 1) **Poland’s market of** furniture parts (of wood, n.e.s), 2) **Poland’s market of** Windows, french windows and their frames (of wood) and 3) UK’s market of posts and beams (of wood) are characterized by the most significant long-term declines in import value (2017-2024). Notably, these product markets demonstrated remarkable decreases in 2024, declining by more than 35% compared to the previous year

Goods with highest short-term growth of imports in 2024

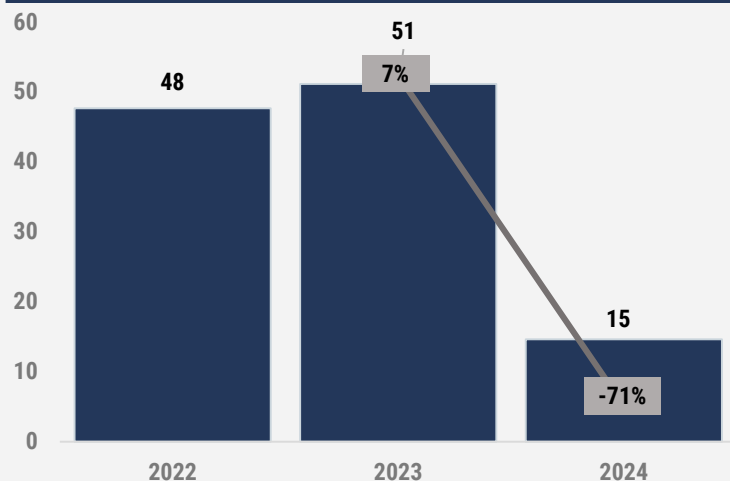
Importing Country	HS Code	Product Description	Imports in 2024, M\$	Growth Rate in 2024 (\$), %
Poland	441819	Windows, french windows and their frames, of wood (excl. of tropical wood)	15	-71,40%
Poland	940391	Parts of furniture, of wood, n.e.s. (excl. of seats or medical, surgical, dental furniture)	39	-70,25%
Finland	940610	Prefabricated buildings of wood	23	-60,13%
Italy	441829	Doors and their frames and thresholds, of wood (excl. of tropical wood)	7,3	-48,48%
Latvia	441829	Doors and their frames, of wood	14	-43,49%
United Kingdom	441830	Posts and beams, of wood (excl. products of 441881 to 441889)	6,4	-40,12%
Poland	940340	Wooden furniture (except seats) of a kind used in the kitchen	40	-39,60%
Portugal	940330	Wooden furniture (except seats) of a kind used in offices	12	-38,05%
Poland	940610	Prefabricated buildings of wood	11	-37,64%
Germany	441821	Doors and their frames and thresholds, of tropical wood	12	-35,92%
Netherlands	441889	Engineered structural timber products	22	-34,89%
Portugal	441990	Tableware and kitchenware, of wood, others	6,4	-33,67%
Greece	940391	Parts of furniture, of wood, n.e.s. (excl. of seats or medical, surgical furniture)	11	-32,00%
Belgium	441879	Assembled flooring panels, of wood, others	21	-31,20%
Lithuania	940610	Prefabricated buildings of wood	9,1	-30,14%
Norway	441882	Cross-laminated timber clt or x-lam	13	-29,87%
Germany	441889	Engineered structural timber products	8,2	-29,81%
Italy	441879	Assembled flooring panels, of wood, others	15,9	-29,27%
Finland	940330	Wooden furniture (except seats) of a kind used in offices	18	-27,65%
Finland	940391	Parts of furniture, of wood, n.e.s.	30	-26,33%

Goods with highest long-term growth of imports

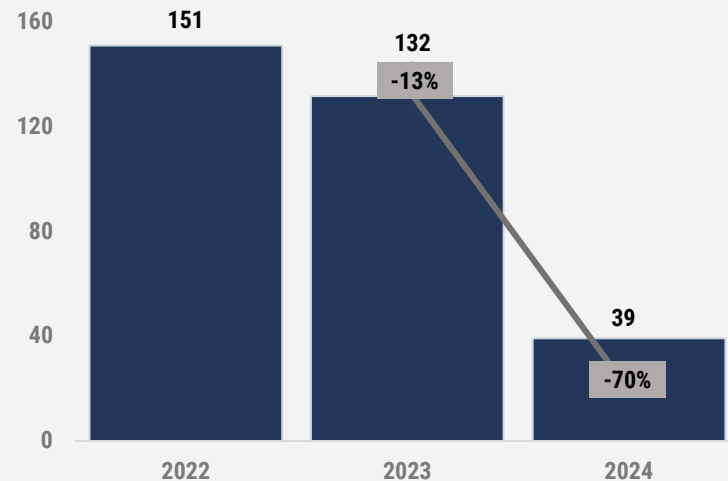
Importing Country	HS Code	Product Description	Imports in 2024, M\$	8Y CAGR, 2017-2024 (\$), %
Poland	940391	Parts of furniture, of wood, n.e.s. (excl. of seats or medical, surgical furniture)	39	-36,20%
Poland	441819	Windows, french windows and their frames, of wood (excl. of tropical wood)	15	-32,54%
United Kingdom	441830	Posts and beams, of wood (excl. products of 441881 to 441889)	6,4	-31,17%
Norway	441821	Doors and their frames and thresholds, of tropical wood	11	-23,05%
Germany	441889	Engineered structural timber products	8,2	-22,06%
Finland	441881	Glue-laminated timber 'glulam'	7,6	-20,98%
Lithuania	940391	Parts of furniture, of wood, n.e.s.	32	-19,45%
Germany	441821	Doors and their frames and thresholds, of tropical wood	12	-19,43%
Sweden	441881	Glue-laminated timber 'glulam'	10	-18,51%
Ireland	441821	Doors and their frames, of tropical wood	15	-18,04%
Hungary	441881	Glue-laminated timber 'glulam'	7,3	-16,14%
Norway	441889	Engineered structural timber products	8,3	-15,70%
Slovakia	940141	Seats, convertible into beds, of wood	8,4	-15,49%
Netherlands	441811	Windows, french windows, of tropical wood	28	-15,13%
Slovakia	441829	Doors and their frames and thresholds, of wood (excl. of tropical wood)	19	-14,84%
Lithuania	441819	Windows, french windows and their frames, of wood (excl. of tropical wood)	5,1	-14,59%
Norway	441881	Glue-laminated timber 'glulam'	29	-13,51%
Slovenia	441819	Windows, french windows and their frames, of wood (excl. of tropical wood)	5,7	-13,13%
Netherlands	441879	Assembled flooring panels, of wood, others	6,5	-12,10%
Estonia	441829	Doors and their frames and thresholds, of wood (excl. of tropical wood)	12	-11,70%

Top-12 Product Markets with the Highest **Decrease** of Imports in Short-term

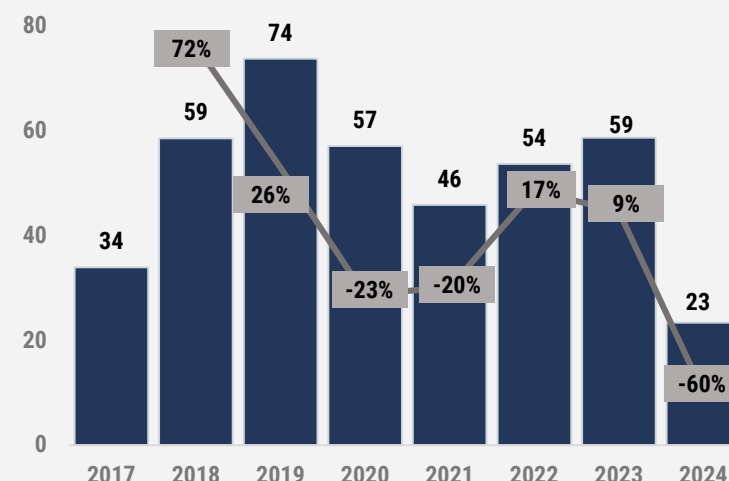
Imports of Windows, french windows, frames, of wood in Poland, M\$



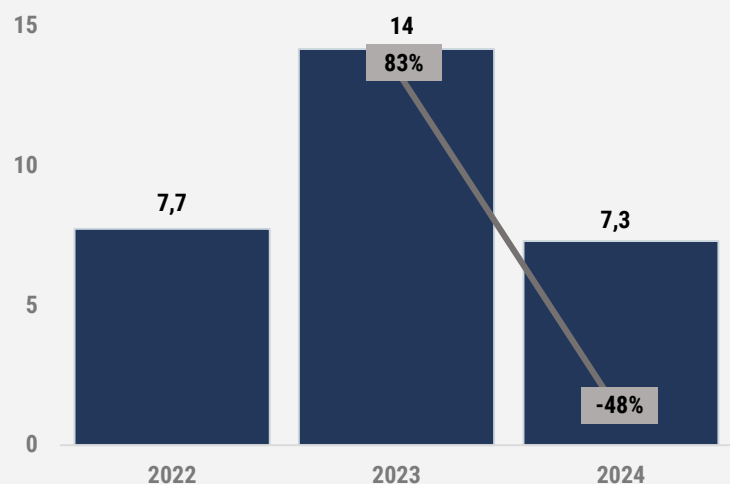
Imports of Parts of furniture (of wood, n.e.s.) in Poland, M\$



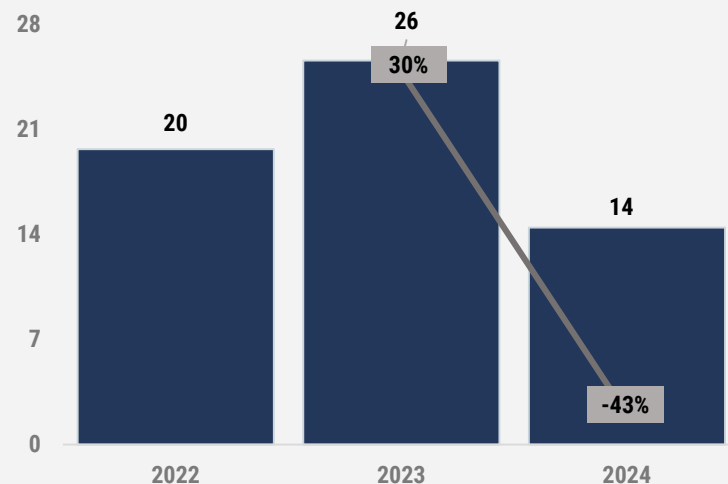
Imports of Prefabricated buildings of wood in Finland, M\$



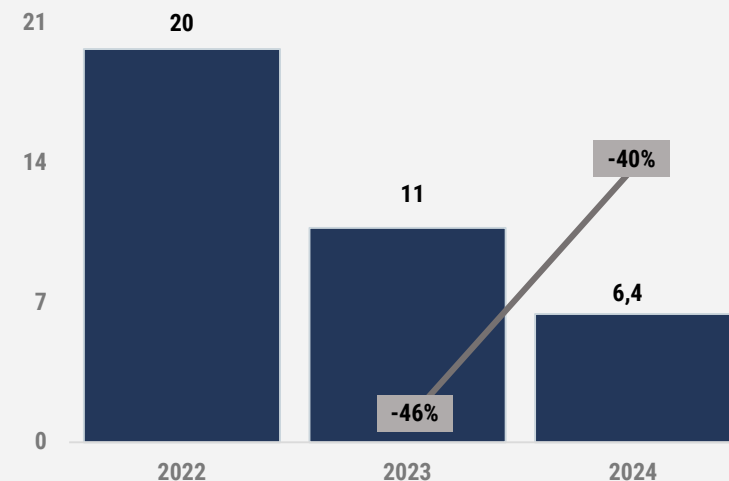
Imports of Doors and their frames, of wood in Italy, M\$



Imports of Doors and their frames, of wood in Latvia, M\$

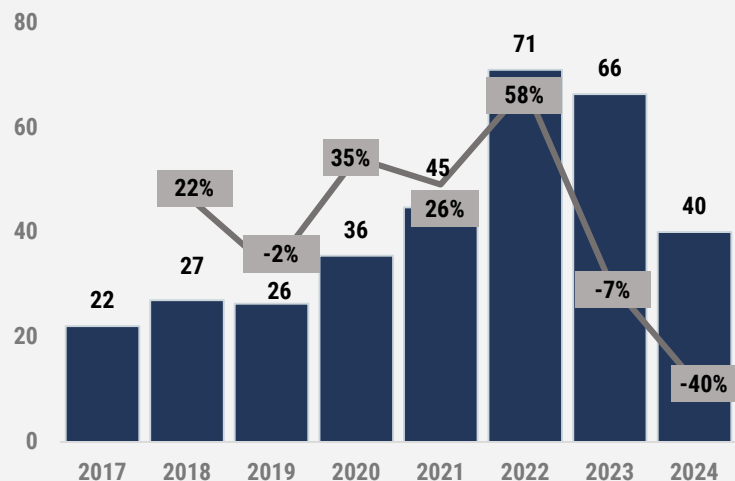


Imports of Posts and beams, of wood in the UK, M\$

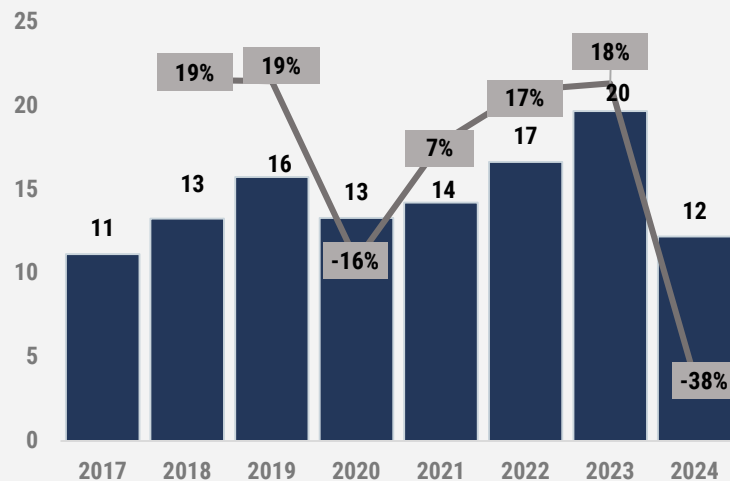


Top-12 Product Markets with the Highest **Decrease** of Imports in Short-term

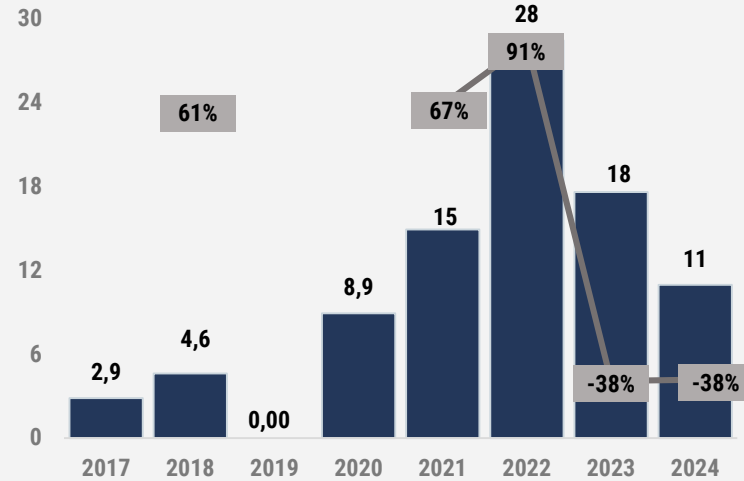
Imports of Wooden furniture used in the kitchen in Poland, M\$



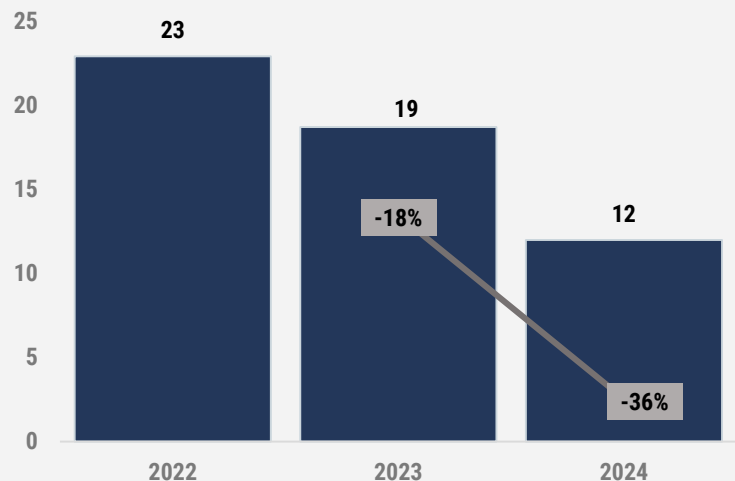
Imports of Wooden furniture used in offices in Portugal, M\$



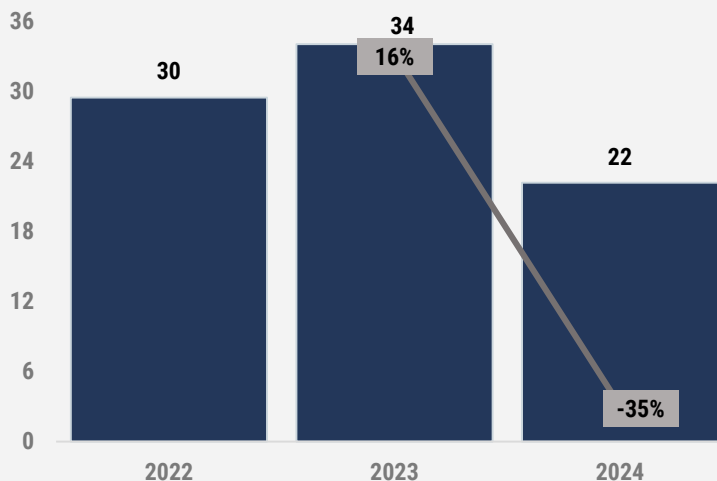
Imports of Prefabricated buildings of wood in Poland, M\$



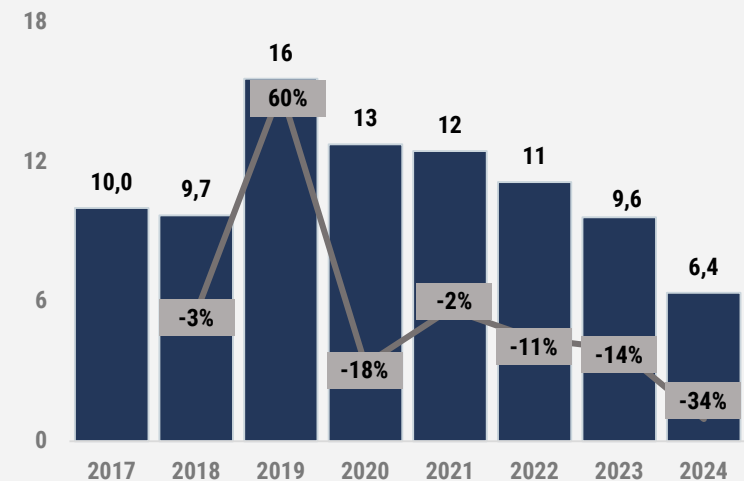
Imports of Doors and their frames, of tropical wood in Germany, M\$



Imports of Engineered structural timber products in the Netherlands, M\$

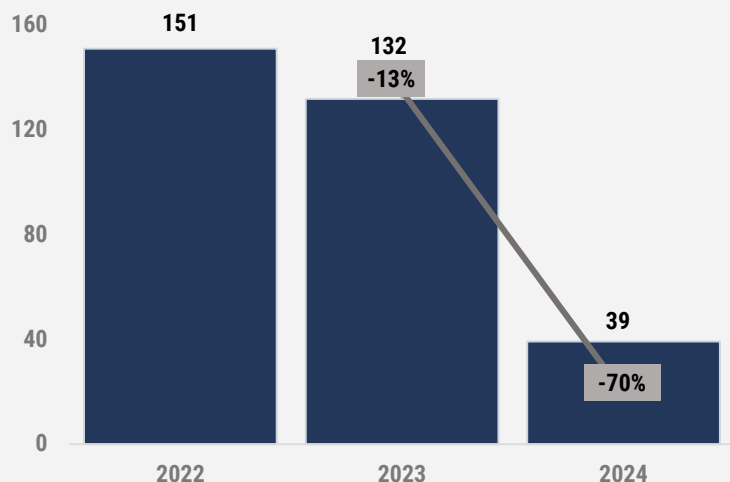


Imports of Tableware and kitchenware, of wood, others in Portugal, M\$

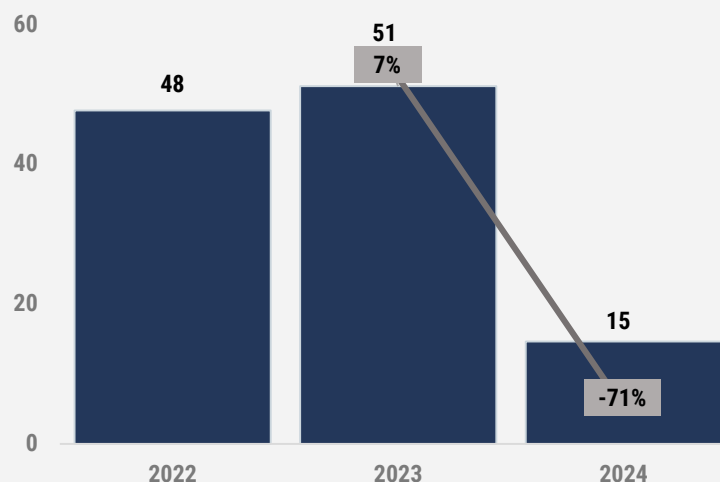


Top-12 Product Markets with the Highest **Decrease** of Imports in Long-term

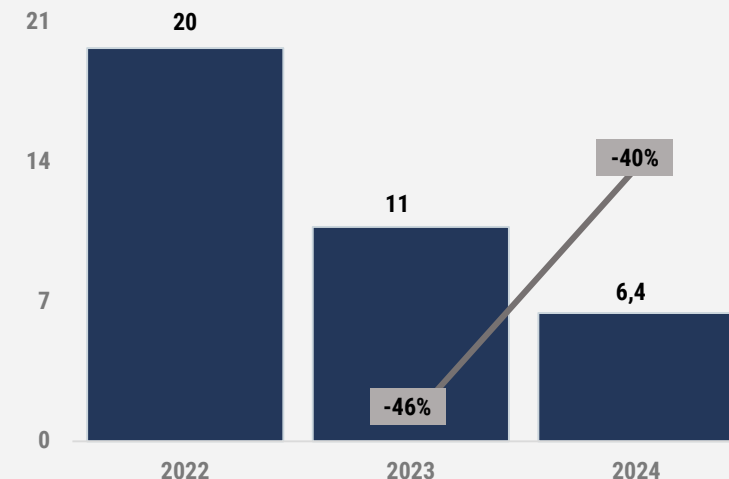
Imports of Parts of furniture (of wood, n.e.s.) in Poland, M\$



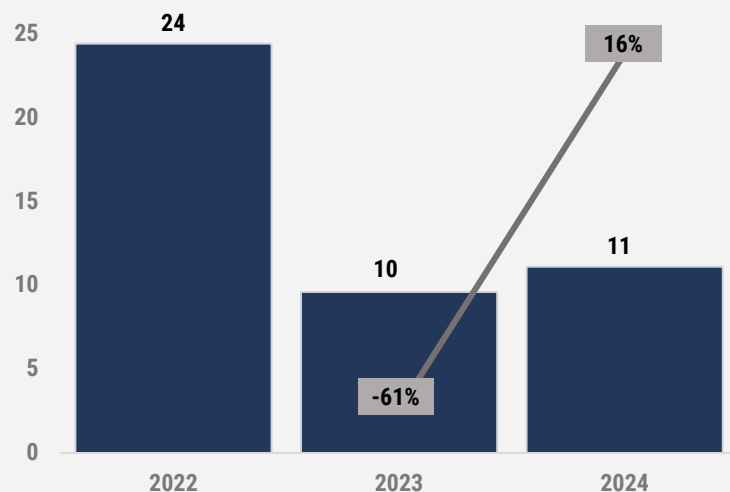
Imports of Windows, french windows, their frames, of wood in Poland, M\$



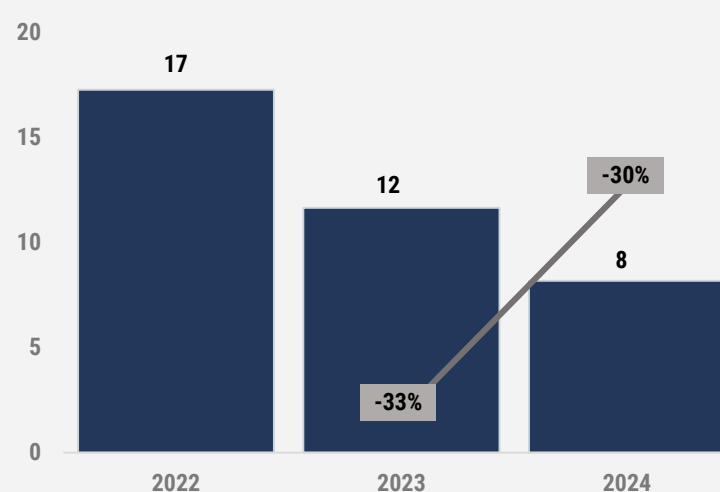
Imports of Posts and beams, of wood in the UK, M\$



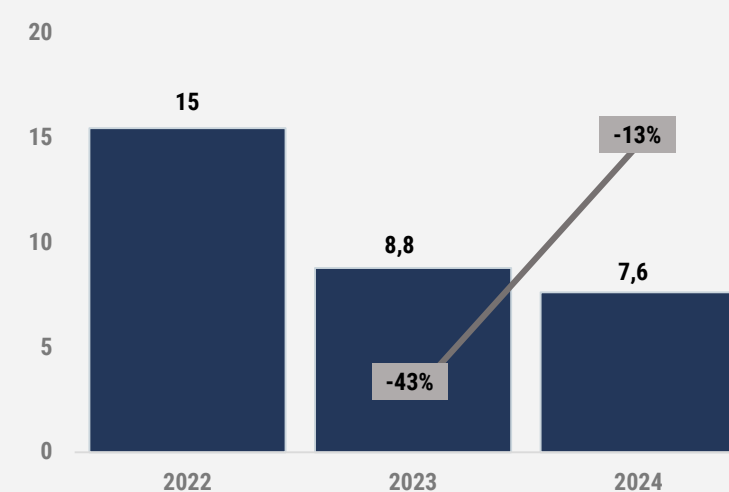
Imports of Doors and their frames, of tropical wood in Norway, M\$



Imports of Engineered structural timber products in Germany, M\$

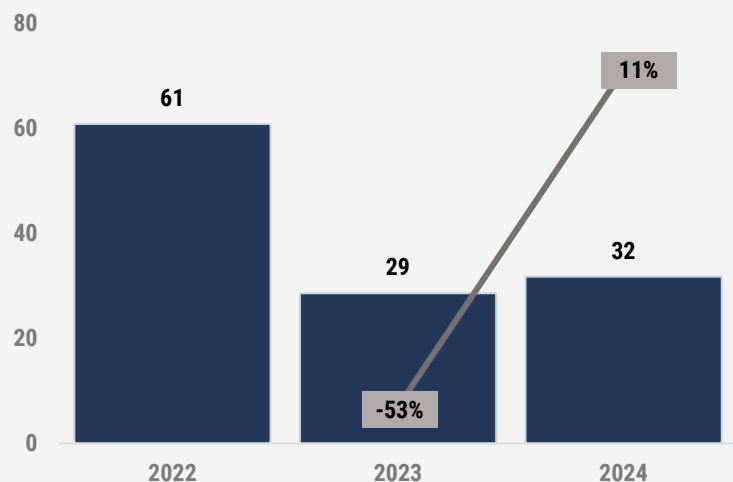


Imports of Glue-laminated timber 'glulam' in Finland, M\$

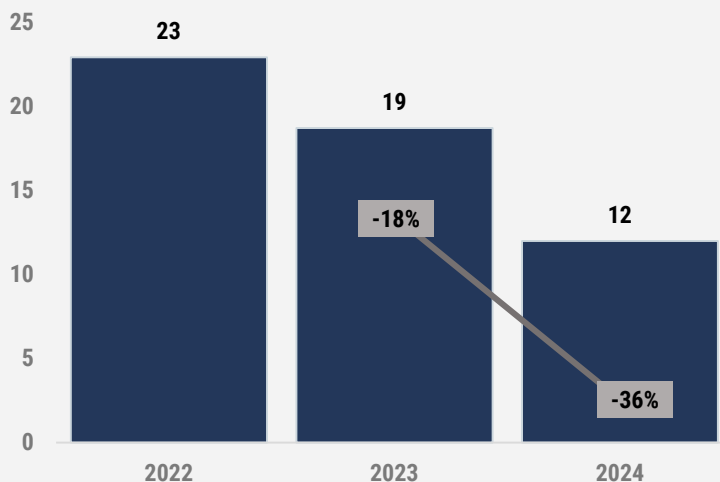


Top-12 Product Markets with the Highest **Decrease** of Imports in Long-term

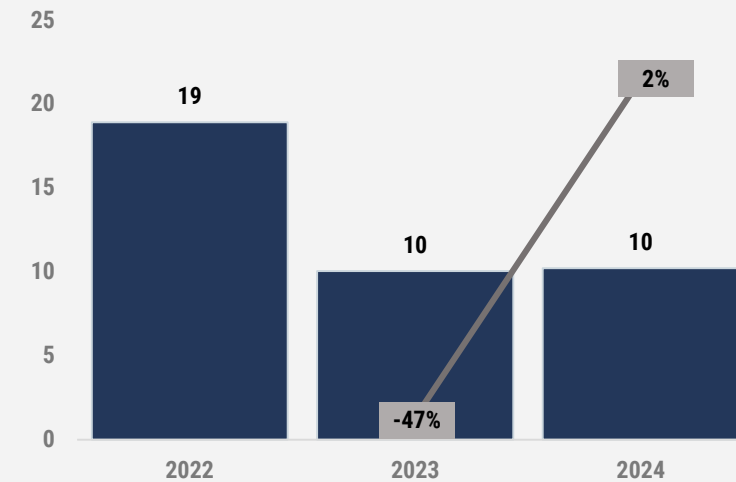
Imports of Parts of furniture, of wood, n.e.s. in Lithuania, M\$



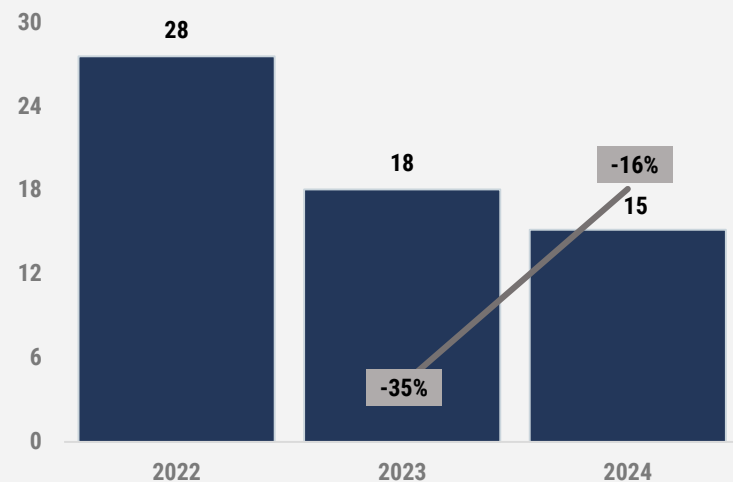
Imports of Doors and their frames, of tropical wood in Germany, M\$



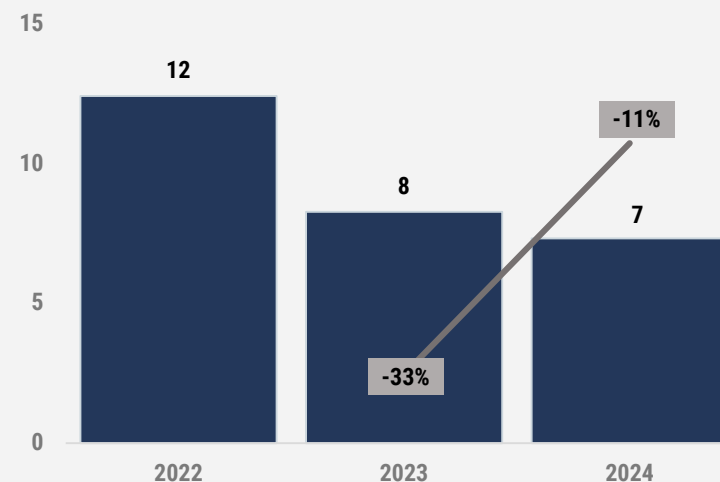
Imports of Glue-laminated timber 'glulam' in Sweden, M\$



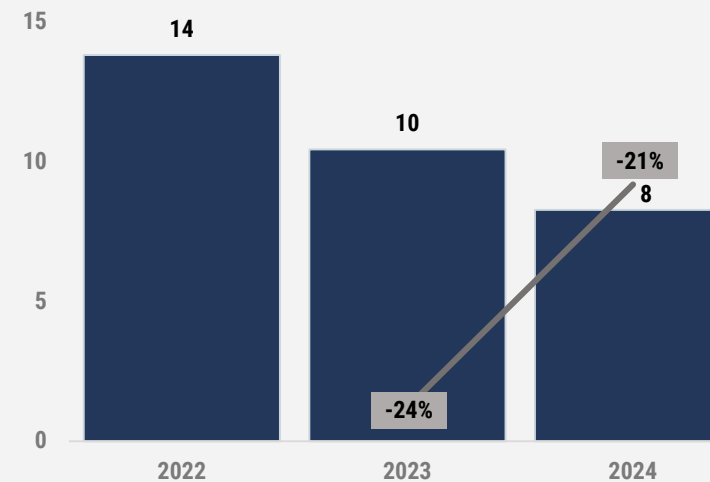
Imports of Doors and their frames, of tropical wood in Ireland, M\$



Imports of Glue-laminated timber 'glulam' in Hungary, M\$



Imports of Engineered structural timber products in Norway, M\$



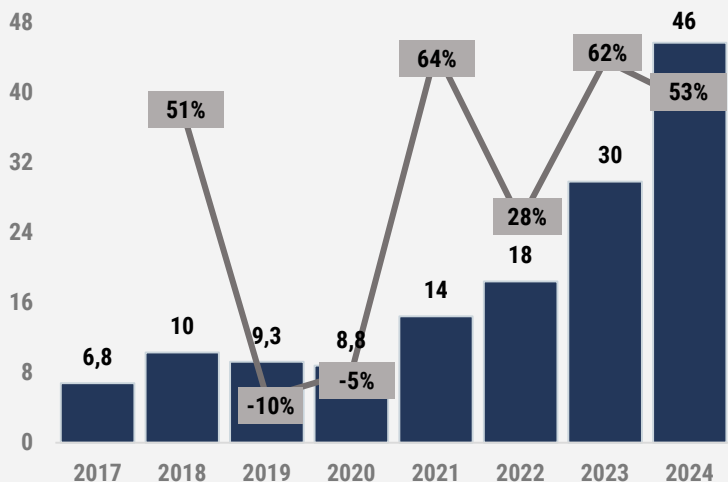
Top-Ranked Product Markets in the Emerging Segment

Product Market Scores for Import Potential Estimation

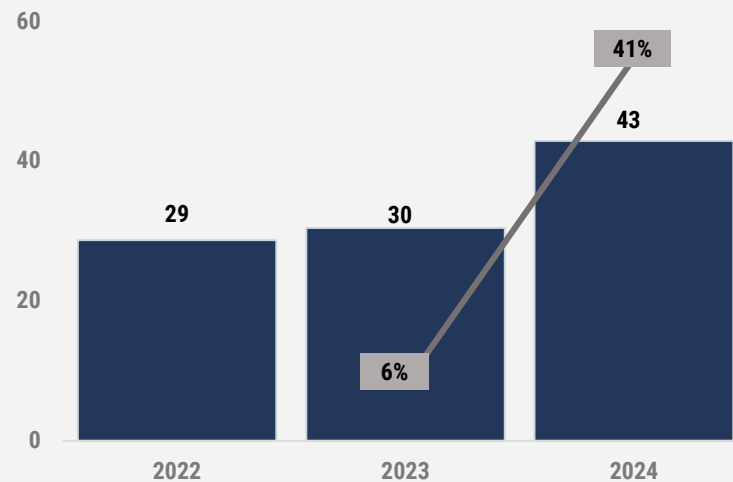
Importing Country	HS Code	Product Description	Imports in 2024, Scores (1-10)	7Y CAGR 2017-2023, Scores (1-10)	Growth Rate in 2024, Scores (1-10)	Total Quantity of Scores
Greece	940330	Wooden furniture (except seats) of a kind used in offices	9	6	6	21
Italy	441882	Cross-laminated timber clt or x-lam	8	5	6	19
Romania	940340	Wooden furniture (except seats) of a kind used in the kitchen	9	5	5	19
Ireland	441829	Doors and their frames and thresholds, of wood (excl. of tropical wood)	8	6	5	19
Portugal	940340	Wooden furniture (except seats) of a kind used in the kitchen	10	4	5	19
Iceland	940610	Prefabricated buildings of wood	8	6	5	19
Romania	940391	Parts of furniture, of wood, n.e.s. (excl. of seats or medical, surgical, dental or veterinary furniture)	10	4	5	19
Ireland	940340	Wooden furniture (except seats) of a kind used in the kitchen	8	5	5	18
Hungary	940161	Seats with wooden frames, upholstered, others	9	4	5	18
Finland	441829	Doors and their frames and thresholds, of wood (excl. of tropical wood)	9	4	5	18
Switzerland	940169	Seats with wooden frames, not upholstered, others	10	3	5	18
Slovakia	940161	Seats with wooden frames, upholstered, others	10	3	5	18
Serbia	940360	Wooden furniture, others	7	4	6	17
Netherlands	441990	Tableware and kitchenware, of wood, others	9	3	5	17
Portugal	441881	Glue-laminated timber 'glulam' (44188100)	5	6	6	17
Hungary	940350	Wooden furniture (except seats) of a kind used in the bedroom	7	4	5	16
Greece	940161	Seats with wooden frames, upholstered, others	7	4	5	16
Spain	940330	Wooden furniture (except seats) of a kind used in offices	8	3	5	16
Spain	441881	Glue-laminated timber 'glulam' (44188100)	8	3	5	16
Estonia	940360	Wooden furniture, others	7	4	5	16

Top-Ranked Product Markets among Emerging

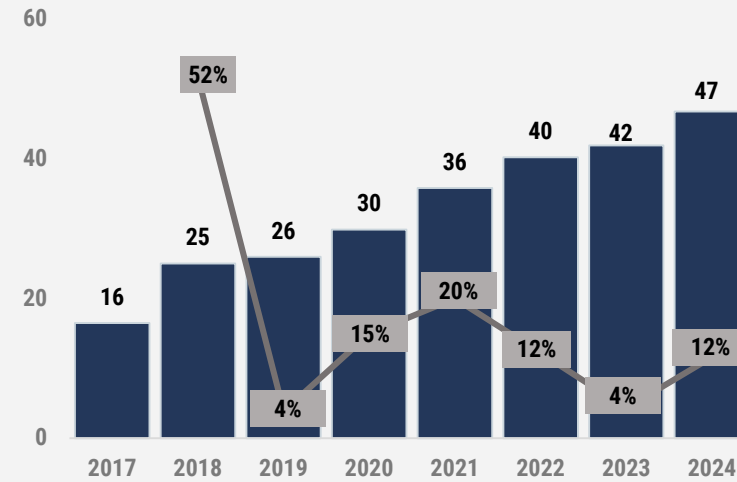
Imports of Wooden furniture in offices in Greece, M\$



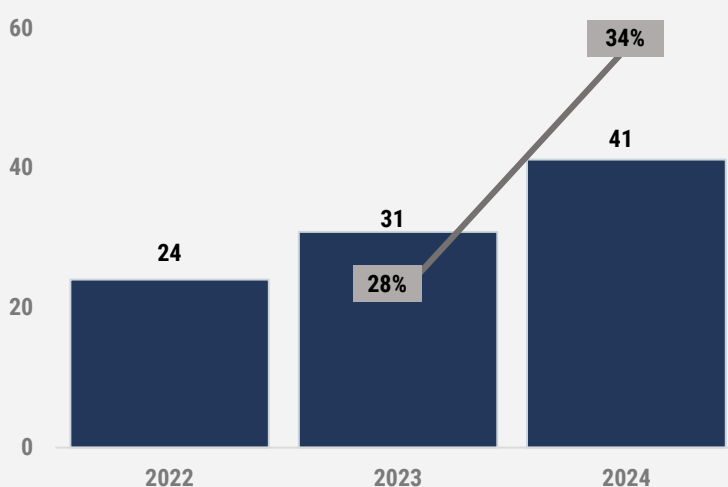
Imports of Cross-laminated timber clt or x-lam in Italy, M\$



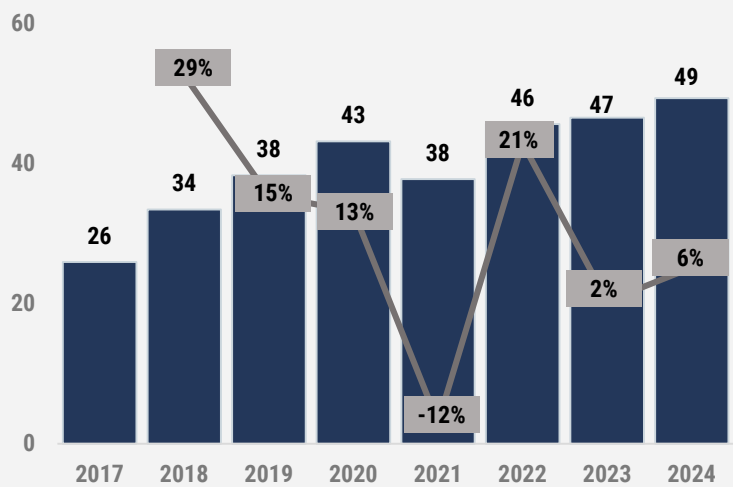
Imports of Wooden furniture used in the kitchen in Romania, M\$



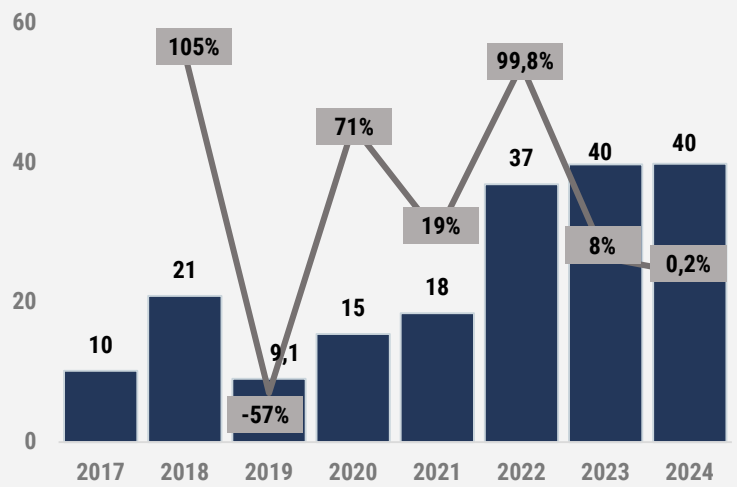
Imports of Doors and their frames, of wood in Ireland, M\$



Imports of Wooden furniture used in the kitchen in Portugal, M\$

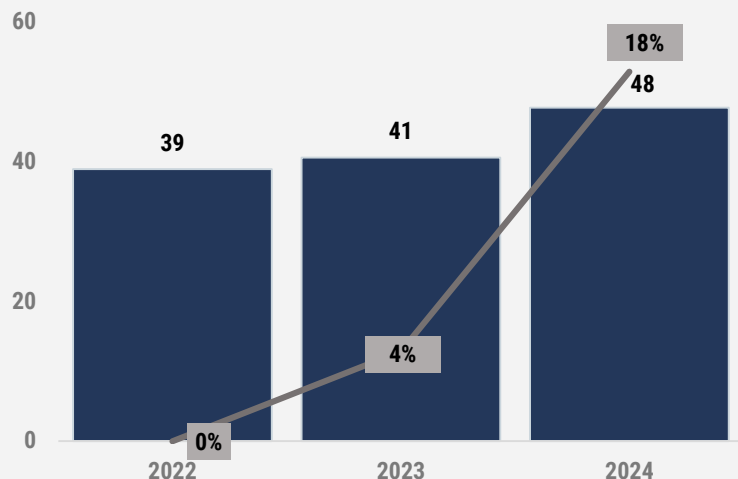


Imports of Prefabricated buildings of wood in Iceland, M\$

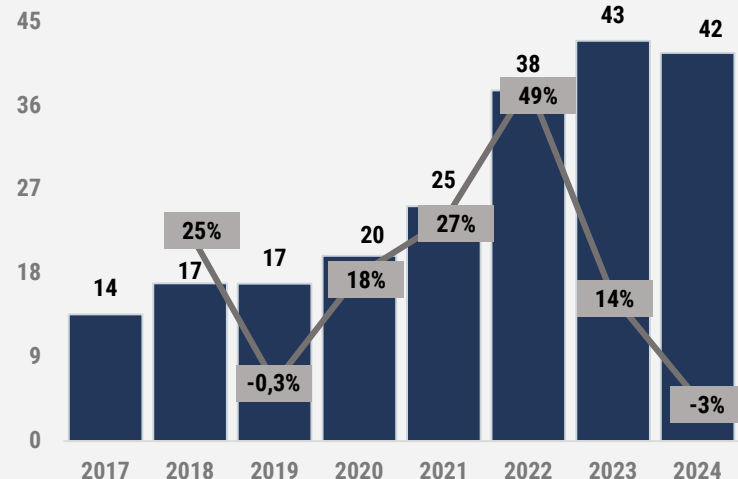


Top-Ranked Product Markets among Emerging

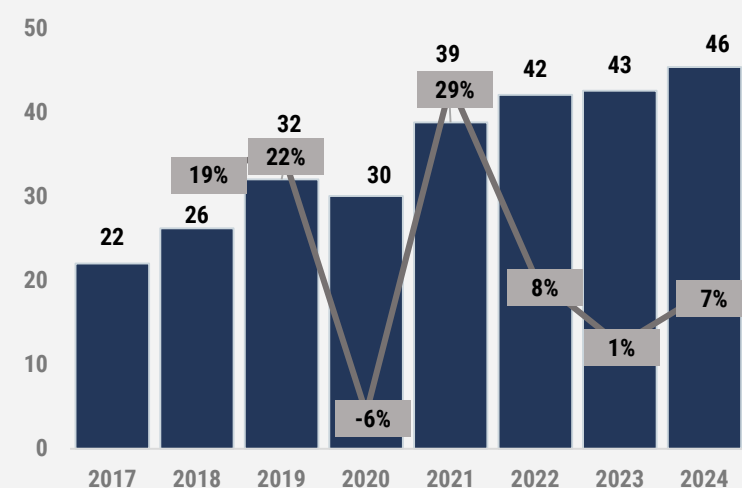
Imports of Parts of furniture, of wood, n.e.s. in Romania, M\$



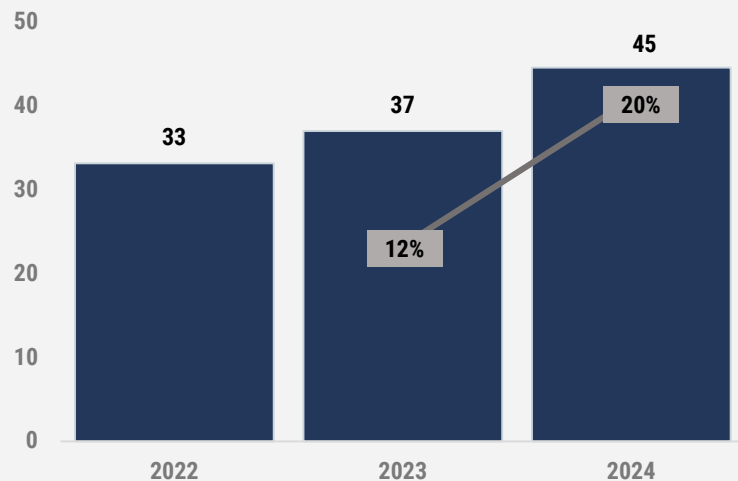
Imports of Wooden furniture used in the kitchen in Ireland, M\$



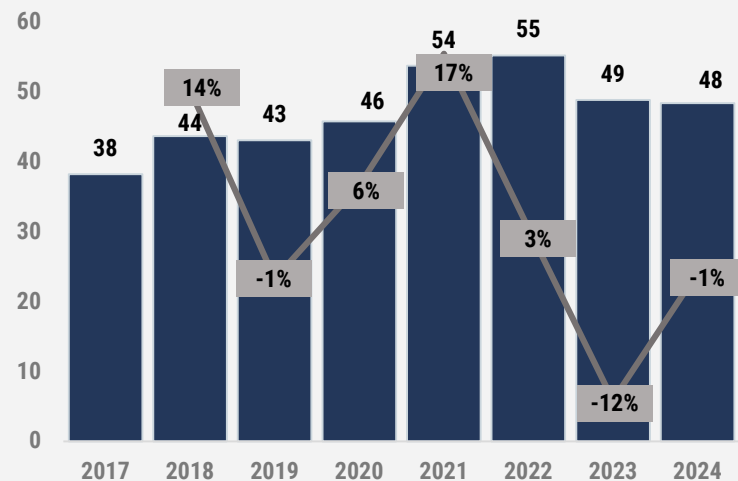
Imports of Seats with wooden frames, upholstered, others in Hungary, M\$



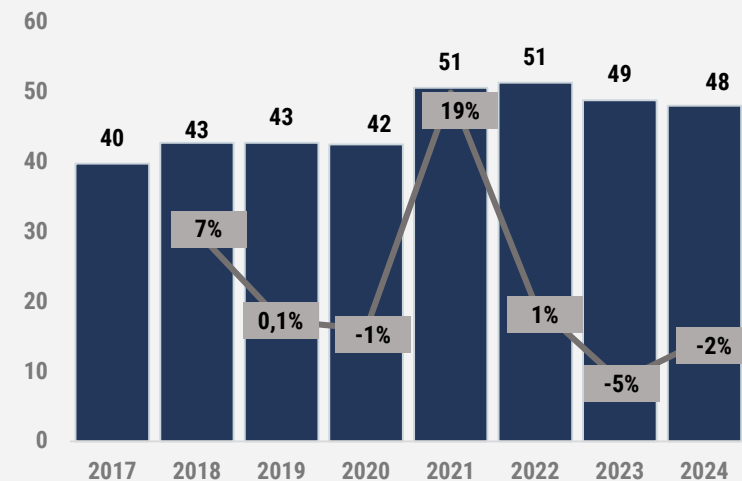
Imports of Doors, of wood (excl. of tropical wood) in Finland, M\$



Imports of Seats with wooden frames, not upholstered, in Switzerland, M\$



Imports of Seats with wooden frames, upholstered in Slovakia, M\$



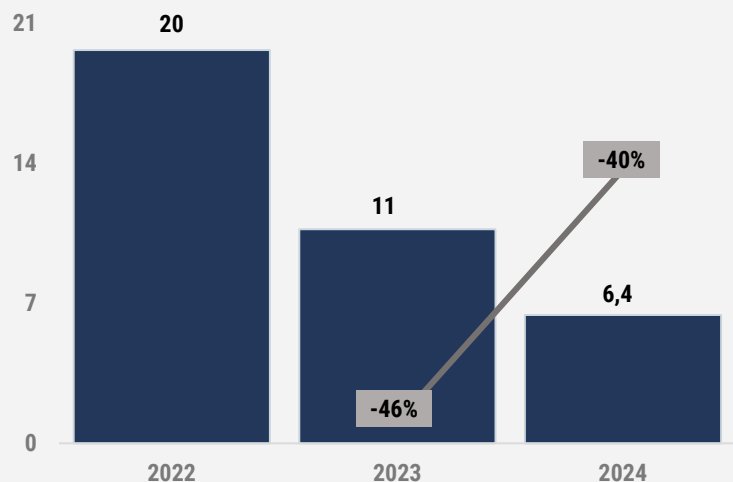
Lowest-Ranked Product Markets in the Emerging Segment

Product Market Scores for Import Potential Estimation

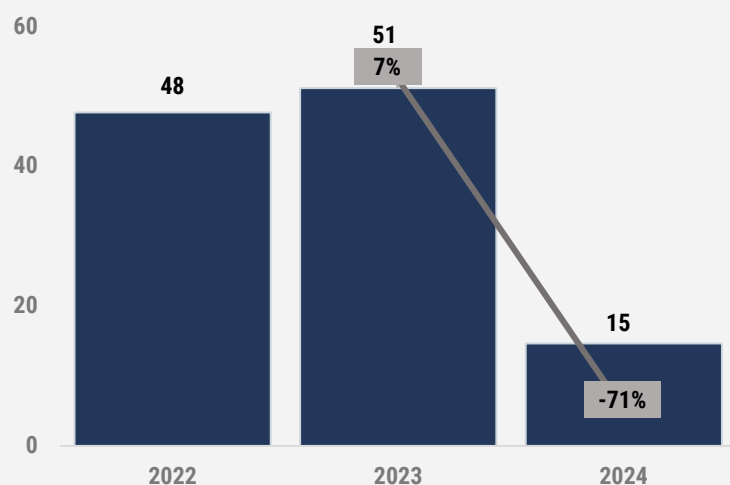
Importing Country	HS Code	Product Description	Imports in 2024, Scores (1-10)	7Y CAGR 2017-2023, Scores (1-10)	Growth Rate in 2024, Scores (1-10)	Total Quantity of Scores
United Kingdom	441830	Posts and beams, of wood (excl. products of 441881 to 441889)	0	0	0	0
Poland	441819	Windows, french windows and their frames, of wood (excl. of tropical wood)	2	0	0	2
Germany	441821	Doors and their frames and thresholds, of tropical wood	2	1	0	3
Finland	441881	Glue-laminated timber 'glulam'	1	1	1	3
Germany	441889	Engineered structural timber products (excl. glue-laminated or cross-laminated timber and i beams)	1	1	1	3
Lithuania	441819	Windows, french windows and their frames, of wood (excl. of tropical wood)	0	2	1	3
Slovenia	441819	Windows, french windows and their frames, of wood (excl. of tropical wood)	0	2	1	3
Portugal	441990	Tableware and kitchenware, of wood, others	0	3	0	3
Italy	441829	Doors and their frames and thresholds, of wood (excl. of tropical wood)	1	3	0	4
Hungary	441881	Glue-laminated timber 'glulam'	1	2	1	4
Norway	441889	Engineered structural timber products (excl. glue-laminated or cross-laminated timber and i beams)	1	2	1	4
Iceland	441882	Cross-laminated timber clt or x-lam	0	3	1	4
Latvia	441829	Doors and their frames and thresholds, of wood (excl. of tropical wood)	2	2	0	4
Belgium	441889	Engineered structural timber products (excl. glue-laminated or cross-laminated timber and i beams)	0	3	1	4
Lithuania	940340	Wooden furniture (except seats) of a kind used in the kitchen	0	3	1	4
Estonia	441829	Doors and their frames and thresholds, of wood (excl. of tropical wood)	1	2	1	4
Portugal	940330	Wooden furniture (except seats) of a kind used in offices	2	3	0	5
Hungary	940169	Seats with wooden frames, not upholstered, others	1	3	1	5
Croatia	940330	Wooden furniture (except seats) of a kind used in offices	1	3	1	5
Portugal	441821	Doors and their frames and thresholds, of tropical wood	1	3	1	5

Lowest-Ranked Product Markets among Emerging

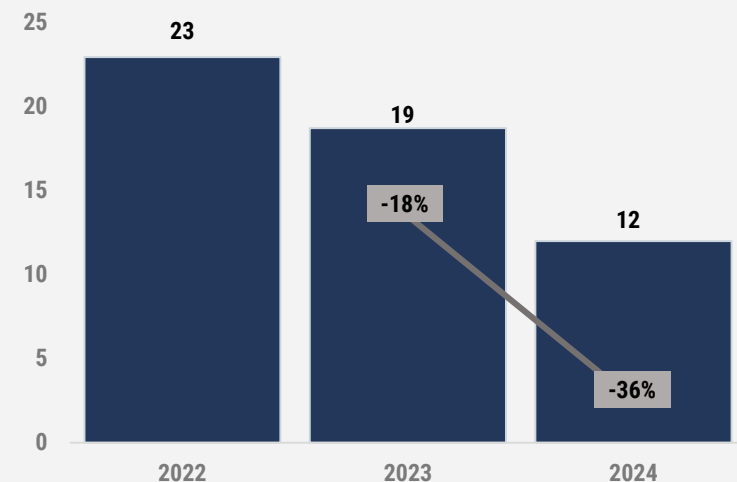
Imports of Posts and beams, of wood in the UK, M\$



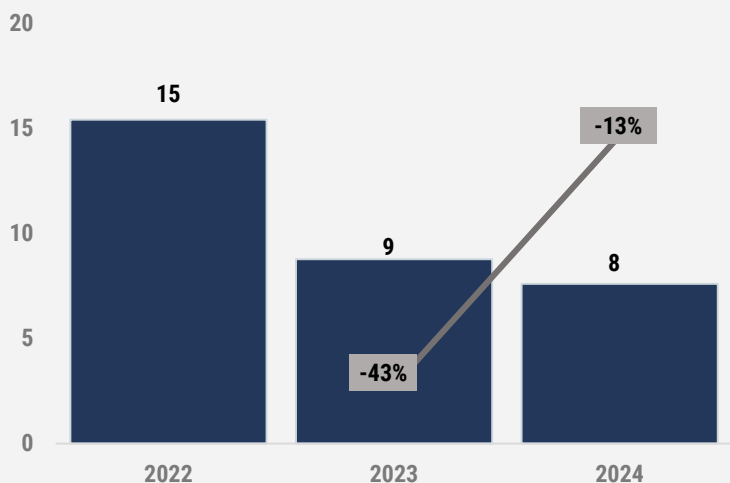
Imports of Windows, french windows, frames, of wood in Poland, M\$



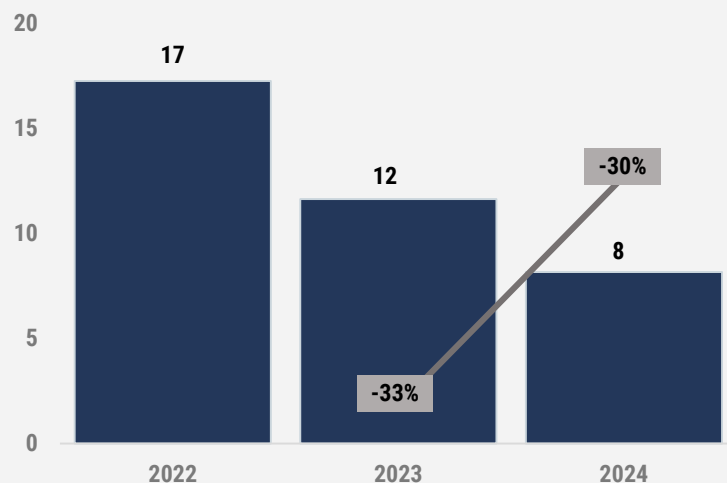
Imports of Doors and their frames, of tropical wood in Germany, M\$



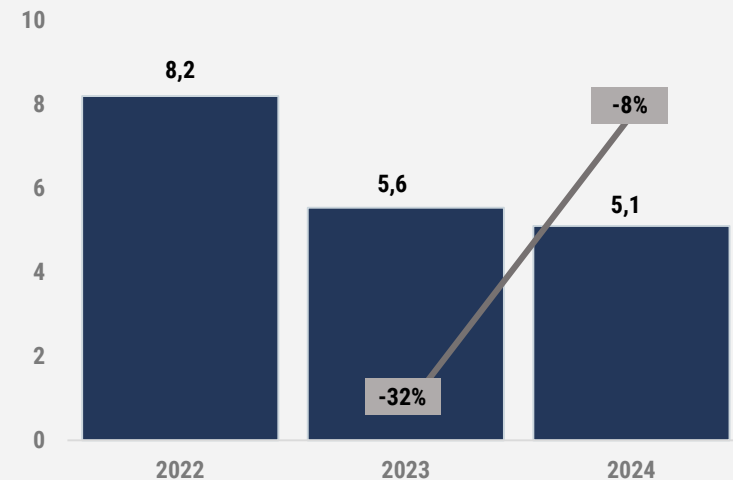
Imports of Glue-laminated timber 'glulam' in Finland, M\$



Imports of Engineered structural timber products in Germany, M\$

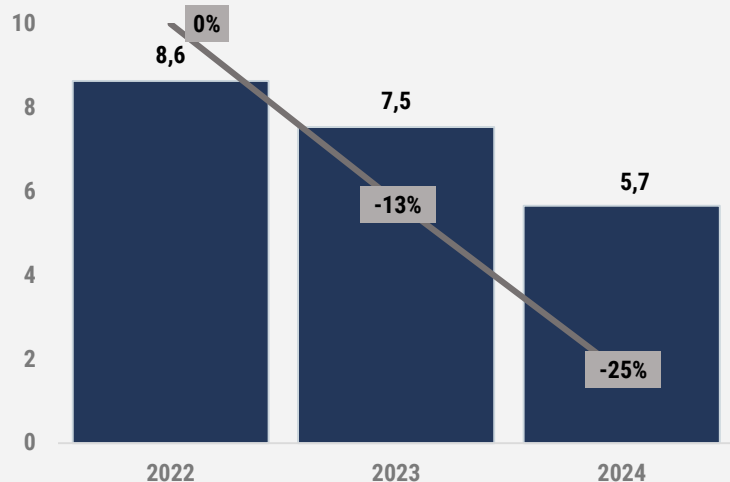


Imports of Windows, french windows, frames, of wood in Lithuania, M\$

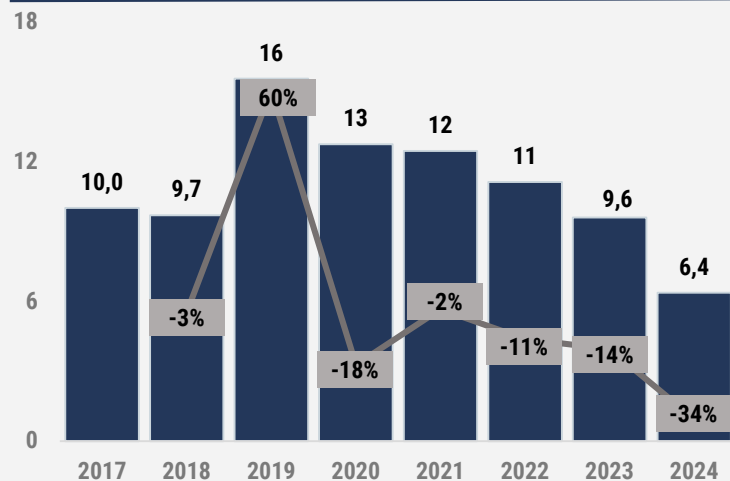


Lowest-Ranked Product Markets among Emerging

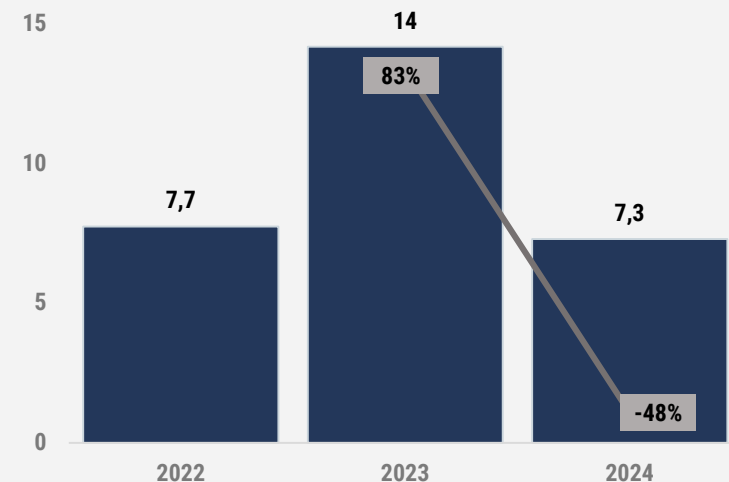
Imports of Windows, french windows and their frames, of wood (excl. of tropical wood) in Slovenia, M\$



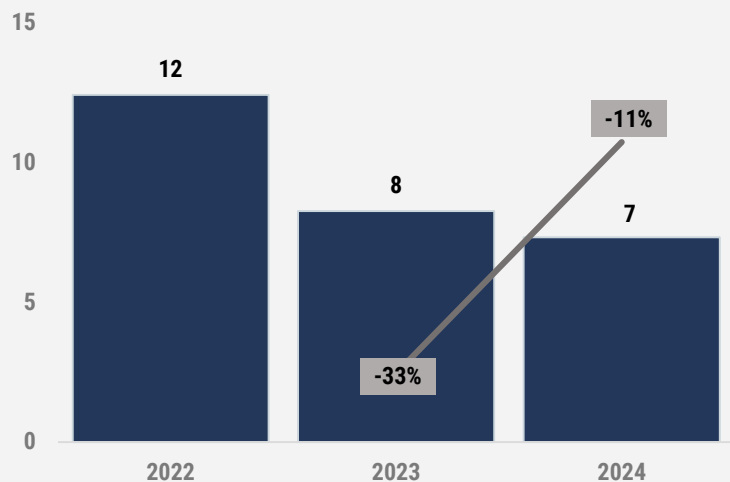
Imports of Tableware, of wood, others in Portugal, M\$



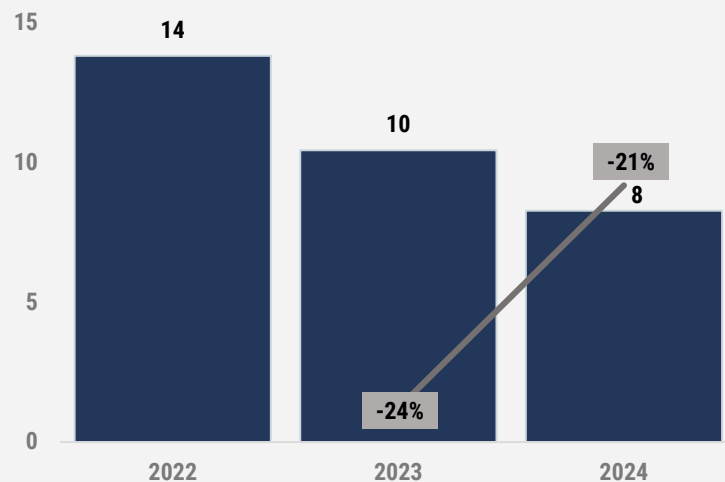
Imports of Doors and their frames, of wood (excl. of tropical wood) in Italy, M\$



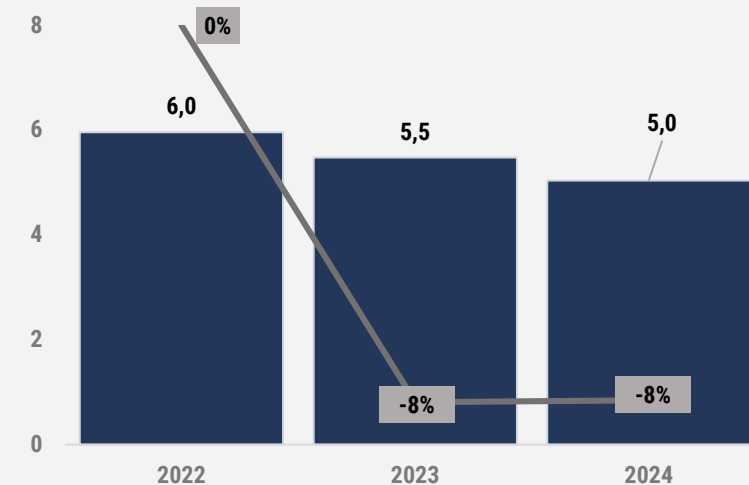
Imports of Glue-laminated timber 'glulam' in Hungary, M\$



Imports of Engineered structural timber products in Norway, M\$



Imports of Cross-laminated timber clt or x-lam in Iceland, M\$





5.4

**Niche Product Markets:
from 500 K\$ –5.0 M\$ per
one product and one
market**

Wooden “Product-Markets” with Imports Value of 500 K\$ - 5.0 M\$

• Product-Markets Ranked **360 – 384** by the size of Import Value (out of 624 “Product-Markets” combinations)

Rank by Imports value In 2024	Importing Country	HS Code	Product Description	2017, K\$	2018, K\$	2019, K\$	2020, K\$	2021, K\$	2022, K\$	2023, K\$	2024, K\$	Growth Rate in 2024	8Y CAGR, 2017-2024
360	Sweden	441821	Doors and their frames and thresholds, of tropical wood	n/a	n/a	n/a	n/a	n/a	3 177	2 537	4 965	95,73%	16,05%
361	Poland	441990	Tableware and kitchenware, of wood, others	7 271	7 110		14 293	19 049	18 239	16 119	4 942	-69,34%	-4,71%
362	Portugal	940610	Prefabricated buildings of wood	5 832	5 550	5 942	8 452	9 873	28 226	25 954	4 940	-80,97%	-2,05%
363	Ireland	441881	Glue-laminated timber 'glulam'	n/a	n/a	n/a	n/a	n/a	3 384	2 585	4 873	88,51%	12,93%
364	Slovakia	940169	Seats with wooden frames, not upholstered, others	4 993	6 084	5 448	5 095	6 051	6 021	4 652	4 846	4,18%	-0,37%
365	Lithuania	940169	Seats with wooden frames, not upholstered, others	3 204	3 289	2 761	3 195	5 764	5 604	4 296	4 793	11,57%	5,16%
366	Estonia	940141	Seats, convertible into beds, of wood	n/a	n/a	n/a	n/a	n/a	5 267	3 913	4 703	20,21%	-3,70%
367	Slovenia	940141	Seats, convertible into beds, of wood	n/a	n/a	n/a	n/a	n/a	6 518	4 864	4 661	-4,17%	-10,58%
368	Iceland	441811	Windows, french windows and their frames, of tropical wood	n/a	n/a	n/a	n/a	n/a	8 531	2 065	4 659	125,57%	-18,26%
369	Czechia	441830	Posts and beams, of wood (excl. products of 441881 to 441889)	n/a	n/a	n/a	n/a	n/a	5 370	4 341	4 564	5,13%	-5,28%
370	Estonia	441881	Glue-laminated timber 'glulam'	n/a	n/a	n/a	n/a	n/a	8 203	5 703	4 542	-20,35%	-17,88%
371	Serbia	940330	Wooden furniture (except seats) used in offices	2 691	3 041	4 183	3 000	4 175	4 796	5 140	4 496	-4,20%	6,63%
372	Serbia	441819	Windows, french windows and their frames, of wood (excl. of tropical wood)	n/a	n/a	n/a	n/a	n/a	3 376	4 624	4 463	7,36%	9,74%
373	Poland	940141	Seats, convertible into beds, of wood	n/a	n/a	n/a	n/a	n/a	26 462	15 672	4 426	-71,76%	-44,90%
374	Finland	441882	Cross-laminated timber clt or x-lam	n/a	n/a	n/a	n/a	n/a	1 371	1 444	4 416	205,79%	47,69%
375	Spain	441830	Posts and beams, of wood (excl. products of 441881 to 441889)	n/a	n/a	n/a	n/a	n/a	3 917	3 643	4 282	17,56%	3,02%
376	Slovakia	441875	Assembled flooring panels, other, multilayer	2 749	4 331	3 888	4 450	5 644	6 272	3 598	4 143	15,14%	5,26%
377	Slovenia	940610	Prefabricated buildings of wood	2 501	3 051	3 500	3 906	6 040	4 916	4 991	4 041	-19,03%	6,18%
378	Iceland	940330	Wooden furniture (except seats) used in offices	3 229	3 433	3 224	2 686	3 319	3 320	4 094	3 970	-3,04%	2,61%
379	Denmark	441889	Engineered structural timber products (excl. glue-laminated or cross-laminated timber and i beams)	n/a	n/a	n/a	n/a	n/a	10 197	7 503	3 947	-47,39%	-27,12%
380	Latvia	940610	Prefabricated buildings of wood	1 165	3 132	1 612	3 814	4 808	6 185	5 719	3 895	-31,88%	16,29%
381	Lithuania	940330	Wooden furniture (except seats) used in offices	7 577	7 514	4 100	5 852	5 365	5 605	4 426	3 889	-12,14%	-8,00%
382	Slovakia	441990	Tableware and kitchenware, of wood, others	1 999	2 300	2 006	2 239	3 088	3 472	3 706	3 882	4,75%	8,65%
383	Latvia	441875	Assembled flooring panels, other, multilayer	4 028	4 969	4 308	4 221	5 559	6 526	4 792	3 862	-19,41%	-0,53%
384	Ireland	940141	Seats, convertible into beds, of wood	n/a	n/a	n/a	n/a	n/a	3 831	3 784	3 823	1,03%	-0,07%

Wooden “Product-Markets” with Imports Value of 500 K\$ - 5.0 M\$

• Product-Markets Ranked **385 – 409** by the size of Import Value (out of 624 “Product-Markets” combinations)

Rank by Imports value In 2024	Importing Country	HS Code	Product Description	2017, K\$	2018, K\$	2019, K\$	2020, K\$	2021, K\$	2022, K\$	2023, K\$	2024, K\$	Growth Rate in 2024	8Y CAGR, 2017-2024
385	Croatia	441990	Tableware and kitchenware, of wood, others	1 524	1 926	2 016	2 273	3 319	3 965	3 831	3 768	-1,64%	11,98%
386	Latvia	940330	Wooden furniture (except seats) used in offices	2 931	3 708	3 621	4 283	3 540	4 176	4 340	3 738	-13,87%	3,09%
387	Finland	441879	Assembled flooring panels, of wood, others	2 997	2 411	2 681	2 865	3 199	6 271	4 057	3 700	-8,81%	2,67%
388	Italy	441889	Engineered structural timber products (excl. glue-laminated or cross-laminated timber and i beams)	n/a	n/a	n/a	n/a	n/a	4 753	4 551	3 621	-20,42%	-8,67%
389	Poland	441879	Assembled flooring panels, of wood, others	13 698	24 616	21 852	12 770	10 546	9 880	5 128	3 577	-30,25%	-15,45%
390	Estonia	940330	Wooden furniture (except seats) used in offices	2 200	3 397	4 089	3 671	4 436	5 356	3 787	3 528	-6,83%	6,08%
391	Serbia	940141	Seats, convertible into beds, of wood	n/a	n/a	n/a	n/a	n/a	5 449	4 034	3 440	-4,90%	-14,22%
392	Denmark	441882	Cross-laminated timber clt or x-lam	n/a	n/a	n/a	n/a	n/a	609	4 128	3 435	-16,79%	77,98%
393	Serbia	940169	Seats with wooden frames, not upholstered, others	1 652	1 528	1 557	2 113	3 229	3 062	3 310	3 402	13,10%	9,45%
394	Switzerland	441874	Assembled flooring panels, other, for mosaic floors	3 108	2 992	3 862	3 394	3 851	3 757	2 683	3 333	24,21%	0,88%
395	Estonia	940610	Prefabricated buildings of wood	6 246	7 850	10 084	9 525	16 897	9 047	8 921	3 301	-63,00%	-7,66%
396	Ireland	441811	Windows, french windows and their frames, of tropical wood	n/a	n/a	n/a	n/a	n/a	7 043	5 856	3 278	-44,02%	-22,50%
397	Ireland	441879	Assembled flooring panels, of wood, others	2 567	2 494	3 170	3 309	2 074	2 389	2 230	3 242	45,39%	2,96%
398	Croatia	441990	Prefabricated buildings of wood	527	675	761	1 415	1 794	2 018	3 211	3 203	-0,26%	25,31%
399	Latvia	940330	Windows, french windows and their frames, of wood	n/a	n/a	n/a	n/a	n/a	2 464	2 828	3 154	11,53%	8,58%
400	Finland	441879	I beams, of wood	n/a	n/a	n/a	n/a	n/a	5 626	3 622	3 133	-13,48%	-17,73%
401	Italy	441889	Doors and their frames and thresholds, of tropical wood	n/a	n/a	n/a	n/a	n/a	5 200	4 238	3 113	-26,55%	-15,73%
402	Poland	441879	Windows, french windows and their frames, of wood	n/a	n/a	n/a	n/a	n/a	4 401	4 658	2 997	-35,66%	-12,02%
403	Estonia	940330	Cross-laminated timber clt or x-lam	n/a	n/a	n/a	n/a	n/a	405	432	2 986	591,23%	94,68%
404	Serbia	940141	Doors and their frames and thresholds, of tropical wood	n/a	n/a	n/a	n/a	n/a	4 087	2 802	2 903	3,59%	-10,78%
405	Denmark	441882	Windows, french windows and their frames, of wood (excl. of tropical wood)	n/a	n/a	n/a	n/a	n/a	1 892	2 733	2 902	6,18%	15,33%
406	Serbia	940169	Glue-laminated timber 'glulam'	n/a	n/a	n/a	n/a	n/a	2 672	2 131	2 873	34,84%	2,44%
407	Switzerland	441874	Glue-laminated timber 'glulam'	n/a	n/a	n/a	n/a	n/a	3 727	1 862	2 843	52,73%	-8,63%
408	Estonia	940610	Shingles and shakes, of wood	3 956	4 088	3 331	4 061	7 603	6 345	5 836	2 832	-51,48%	-4,09%
409	Norway	441830	Posts and beams, of wood (excl. products of 441881 to 441889)	n/a	n/a	n/a	n/a	n/a	5 617	2 897	2 790	-3,70%	-20,80%

Wooden “Product-Markets” with Imports Value of 500 K\$ - 5.0 M\$

• Product-Markets Ranked **410 – 434** by the size of Import Value (out of 624 “Product-Markets” combinations)

Rank by Imports value In 2024	Importing Country	HS Code	Product Description	2017, K\$	2018, K\$	2019, K\$	2020, K\$	2021, K\$	2022, K\$	2023, K\$	2024, K\$	Growth Rate in 2024	8Y CAGR, 2017-2024
410	Belgium	441830	Posts and beams, of wood (excl. products of 441881 to 441889)	n/a	n/a	n/a	n/a	n/a	2 177	2 017	2 748	36,25%	8,08%
411	United Kingdom	441889	Engineered structural timber products (excl. glue-laminated or cross-laminated timber and i beams)	n/a	n/a	n/a	n/a	n/a	5 518	3 015	2 707	-10,24%	-21,14%
412	Germany	441830	Posts and beams, of wood	n/a	n/a	n/a	n/a	n/a	6 391	3 150	2 634	-16,39%	-25,58%
413	Hungary	441821	Doors and their frames and thresholds, of tropical wood	n/a	n/a	n/a	n/a	n/a	6 909	5 380	2 581	-52,03%	-27,98%
414	Czechia	441882	Cross-laminated timber clt or x-lam	n/a	n/a	n/a	n/a	n/a	3 478	3 336	2 569	-23,00%	-9,61%
415	Poland	441881	Glue-laminated timber 'glulam'	n/a	n/a	n/a	n/a	n/a	12 234	12 326	2 554	-79,28%	-40,67%
416	Estonia	441819	Windows, french windows and their frames, of wood	n/a	n/a	n/a	n/a	n/a	4 526	2 210	2 478	12,14%	-18,19%
417	Italy	441821	Doors and their frames and thresholds, of tropical wood	n/a	n/a	n/a	n/a	n/a	2 645	3 227	2 452	-24,03%	-2,50%
418	Portugal	441879	Assembled flooring panels, of wood, others	830	647	816	1 064	718	1 904	2 193	2 426	10,63%	14,35%
419	Serbia	441881	Glue-laminated timber 'glulam'	n/a	n/a	n/a	n/a	n/a	2 262	2 156	2 377	22,23%	1,66%
420	Germany	441883	I beams, of wood	n/a	n/a	n/a	n/a	n/a	7 435	3 452	2 329	-32,53%	-32,08%
421	Spain	441882	Cross-laminated timber clt or x-lam	n/a	n/a	n/a	n/a	n/a	1 385	2 068	2 286	10,52%	18,17%
422	Greece	441883	I beams, of wood	n/a	n/a	n/a	n/a	n/a	441	1 714	2 259	31,82%	72,34%
423	Iceland	940169	Seats with wooden frames, not upholstered, others	2 969	2 718	2 220	2 212	2 843	2 419	2 656	2 256	-15,06%	-3,37%
424	Finland	441821	Doors and their frames and thresholds, of tropical wood	n/a	n/a	n/a	n/a	n/a	1 291	1 097	2 206	101,08%	19,54%
425	Estonia	940169	Seats with wooden frames, not upholstered, others	1 898	1 736	2 322	1 899	2 275	2 058	2 435	2 196	-9,83%	1,84%
426	United Kingdom	441873	Assembled flooring panels of bamboo or with at least the top layer (wear layer) of bamboo	29 543	23 544	25 212	6 903	320	1 193	1 217	2 185	79,60%	-27,78%
427	Iceland	441875	Assembled flooring panels, other, multilayer	2 090	2 166	1 744	2 165	2 561	2 299	1 912	2 182	14,11%	0,54%
428	Slovenia	441990	Tableware and kitchenware, of wood, others	739	944	1 000	1 030	1 879	2 025	1 878	2 154	14,70%	14,31%
429	Portugal	441874	Assembled flooring panels, other, for mosaic floors	1 841	1 174	1 809	3 628	3 434	4 444	4 743	2 108	-55,55%	1,71%
430	Iceland	441881	Glue-laminated timber 'glulam'	n/a	n/a	n/a	n/a	n/a	1 163	2 306	2 103	-8,83%	21,83%
431	Slovakia	940610	Prefabricated buildings of wood	3 515	3 339	4 701	5 627	7 538	4 720	2 340	2 093	-10,56%	-6,28%
432	Switzerland	441850	Shingles and shakes, of wood	2 301	1 791	1 809	2 004	1 841	3 717	2 910	2 017	-30,68%	-1,63%
433	Romania	441879	Assembled flooring panels, of wood, others	659	2 609	2 375	1 157	436	393	858	1 928	124,70%	14,35%
434	Ireland	441830	Posts and beams, of wood	n/a	n/a	n/a	n/a	n/a	10 767	7 481	1 908	-74,49%	-43,83%

Wooden “Product-Markets” with Imports Value of 500 K\$ - 5.0 M\$

• Product-Markets Ranked **435 – 459** by the size of Import Value (out of 624 “Product-Markets” combinations)

Rank by Imports value In 2024	Importing Country	HS Code	Product Description	2017, K\$	2018, K\$	2019, K\$	2020, K\$	2021, K\$	2022, K\$	2023, K\$	2024, K\$	Growth Rate in 2024	8Y CAGR, 2017-2024
435	Ireland	441873	Assembled flooring panels of bamboo or with at least the top layer (wear layer) of bamboo	n/a	n/a	n/a	n/a	n/a	2 177	2 017	2 748	36,25%	8,08%
436	Sweden	441830	Posts and beams, of wood	n/a	n/a	n/a	n/a	n/a	5 518	3 015	2 707	-10,24%	-21,14%
437	Poland	441829	Doors and their frames and thresholds, of wood	n/a	n/a	n/a	n/a	n/a	6 391	3 150	2 634	-16,39%	-25,58%
438	Denmark	441883	I beams, of wood	n/a	n/a	n/a	n/a	n/a	6 909	5 380	2 581	-52,03%	-27,98%
439	Portugal	441850	Shingles and shakes, of wood	n/a	n/a	n/a	n/a	n/a	3 478	3 336	2 569	-23,00%	-9,61%
440	Croatia	441889	Engineered structural timber products (excl. glue-laminated or cross-laminated timber and i beams)	n/a	n/a	n/a	n/a	n/a	12 234	12 326	2 554	-79,28%	-40,67%
441	Portugal	441882	Cross-laminated timber clt or x-lam	n/a	n/a	n/a	n/a	n/a	4 526	2 210	2 478	12,14%	-18,19%
442	Netherlands	441873	Assembled flooring panels of bamboo or with at least the top layer (wear layer) of bamboo	n/a	n/a	n/a	n/a	n/a	2 645	3 227	2 452	-24,03%	-2,50%
443	Germany	441850	Shingles and shakes, of wood	830	647	816	1 064	718	1 904	2 193	2 426	10,63%	14,35%
444	Finland	441889	Engineered structural timber products (excl. glue-laminated or cross-laminated timber and i beams)	n/a	n/a	n/a	n/a	n/a	2 262	2 156	2 377	22,23%	1,66%
445	Estonia	441879	Assembled flooring panels, of wood, others	n/a	n/a	n/a	n/a	n/a	7 435	3 452	2 329	-32,53%	-32,08%
446	Latvia	940169	Seats with wooden frames, not upholstered, others	n/a	n/a	n/a	n/a	n/a	1 385	2 068	2 286	10,52%	18,17%
447	Czechia	441850	Shingles and shakes, of wood	n/a	n/a	n/a	n/a	n/a	441	1 714	2 259	31,82%	72,34%
448	Sweden	441889	Engineered structural timber products (excl. glue-laminated or cross-laminated timber and i beams)	2 969	2 718	2 220	2 212	2 843	2 419	2 656	2 256	-15,06%	-3,37%
449	Hungary	441882	Cross-laminated timber clt or x-lam	n/a	n/a	n/a	n/a	n/a	1 291	1 097	2 206	101,08%	19,54%
450	Sweden	441882	Cross-laminated timber clt or x-lam	1 898	1 736	2 322	1 899	2 275	2 058	2 435	2 196	-9,83%	1,84%
451	Greece	441829	Doors and their frames and thresholds, of wood	29 543	23 544	25 212	6 903	320	1 193	1 217	2 185	79,60%	-27,78%
452	Hungary	940610	Prefabricated buildings of wood	2 090	2 166	1 744	2 165	2 561	2 299	1 912	2 182	14,11%	0,54%
453	Slovakia	441882	Cross-laminated timber clt or x-lam	739	944	1 000	1 030	1 879	2 025	1 878	2 154	14,70%	14,31%
454	Latvia	441889	Engineered structural timber products (excl. glue-laminated or cross-laminated timber and i beams)	1 841	1 174	1 809	3 628	3 434	4 444	4 743	2 108	-55,55%	1,71%
455	Greece	441879	Assembled flooring panels, of wood, others	n/a	n/a	n/a	n/a	n/a	1 163	2 306	2 103	-8,83%	21,83%
456	Lithuania	441990	Tableware and kitchenware, of wood, others	3 515	3 339	4 701	5 627	7 538	4 720	2 340	2 093	-10,56%	-6,28%
457	Czechia	441879	Assembled flooring panels, of wood, others	2 301	1 791	1 809	2 004	1 841	3 717	2 910	2 017	-30,68%	-1,63%
458	Norway	441883	I beams, of wood	659	2 609	2 375	1 157	436	393	858	1 928	124,70%	14,35%
459	Belgium	441873	Assembled flooring panels of bamboo or with at least the top layer (wear layer) of bamboo	n/a	n/a	n/a	n/a	n/a	10 767	7 481	1 908	-74,49%	-43,83%

Wooden “Product-Markets” with Imports Value of 500 K\$ - 5.0 M\$

• Product-Markets Ranked **460 – 484** by the size of Import Value (out of 624 “Product-Markets” combinations)

Rank by Imports value In 2024	Importing Country	HS Code	Product Description	2017, K\$	2018, K\$	2019, K\$	2020, K\$	2021, K\$	2022, K\$	2023, K\$	2024, K\$	Growth Rate in 2024	8Y CAGR, 2017-2024
460	Italy	441811	Windows, french windows and their frames, of tropical wood	n/a	n/a	n/a	n/a	n/a	2 780	1 389	1 358	-2,23%	-21,24%
461	Serbia	441879	Assembled flooring panels, of wood, others	856	742	824	859	448	1 038	932	1 349	72,26%	5,85%
462	Iceland	940141	Seats, convertible into beds, of wood	n/a	n/a	n/a	n/a	n/a	1 265	1 286	1 347	4,73%	2,12%
463	Italy	441850	Shingles and shakes, of wood	2 463	7 363	3 711	3 562	1 284	1 209	757	1 326	75,18%	-7,45%
464	Switzerland	441873	Assembled flooring panels of bamboo or with at least the top layer (wear layer) of bamboo	1 171	446	1 581	576	328	941	1 077	1 321	22,65%	1,52%
465	Hungary	441875	Assembled flooring panels, other, multilayer	1 742	2 832	1 737	4 050	7 358	3 298	1 427	1 313	-7,99%	-3,47%
466	Romania	441821	Doors and their frames and thresholds, of tropical wood	n/a	n/a	n/a	n/a	n/a	2 907	1 764	1 306	-26,00%	-23,42%
467	Netherlands	441883	I beams, of wood	n/a	n/a	n/a	n/a	n/a	5 650	5 661	1 297	-77,10%	-38,77%
468	Ireland	441889	Engineered structural timber products	n/a	n/a	n/a	n/a	n/a	2 214	2 474	1 254	-49,33%	-17,27%
469	Sweden	441883	I beams, of wood	n/a	n/a	n/a	n/a	n/a	3 491	1 999	1 190	-40,45%	-30,14%
470	Romania	441830	Posts and beams, of wood	n/a	n/a	n/a	n/a	n/a	1 563	1 775	1 178	-33,61%	-8,99%
471	Croatia	441879	Assembled flooring panels, of wood, others	823	794	756	702	159	642	728	1 177	61,66%	4,58%
472	Poland	441850	Shingles and shakes, of wood	0.26	49	67	79	173	340	1 878	1 129	-39,86%	185,06%
473	Slovenia	441879	Assembled flooring panels, of wood, others	3 330	2 204	1 003	595	815	426	1 410	1 121	-20,48%	-12,72%
474	Denmark	441874	Assembled flooring panels, other, for mosaic floors	1 086	1 507	493	1 160	924	1 440	476	1 111	133,44%	0,29%
475	Italy	441873	Assembled flooring panels of bamboo or with at least the top layer (wear layer) of bamboo	2 232	5 242	987	617	953	1 297	1 363	1 087	-20,25%	-8,60%
476	Slovakia	441879	Assembled flooring panels, of wood, others	1 330	1 388	1 572	1 216	1 634	2 526	1 228	1 059	-13,78%	-2,80%
477	Finland	441830	Posts and beams, of wood	n/a	n/a	n/a	n/a	n/a	1 625	1 192	1 021	-14,35%	-14,35%
478	Poland	441889	Engineered structural timber products	n/a	n/a	n/a	n/a	n/a	4 596	4 869	972	-80,03%	-40,41%
479	Lithuania	441889	Engineered structural timber products	n/a	n/a	n/a	n/a	n/a	957	806	919	14,13%	-1,31%
480	Latvia	441990	Tableware and kitchenware, of wood, others	783	910	724	943	1 255	1 093	1 147	916	-20,08%	1,99%
481	Lithuania	441879	Assembled flooring panels, of wood, others	1 097	1 172	820	1 036	1 237	1 422	1 286	913	-29,00%	-2,27%
482	Spain	441850	Shingles and shakes, of wood	385	331	404	238	87	348	688	911	32,39%	11,38%
483	Spain	441873	Assembled flooring panels of bamboo or with at least the top layer (wear layer) of bamboo	1 267	1 454	989	522	1 178	1 274	1 381	911	-34,08%	-4,04%
484	Slovenia	441873	Assembled flooring panels of bamboo or with at least the top layer (wear layer) of bamboo	1 769	3 327	1 992	1 956	1 938	1 731	858	904	5,34%	-8,05%

Wooden “Product-Markets” with Imports Value of 500 K\$ - 5.0 M\$

• Product-Markets Ranked **485 – 508** by the size of Import Value (out of 624 “Product-Markets” combinations)

Rank by Imports value In 2024	Importing Country	HS Code	Product Description	2017, K\$	2018, K\$	2019, K\$	2020, K\$	2021, K\$	2022, K\$	2023, K\$	2024, K\$	Growth Rate in 2024	8Y CAGR, 2017-2024
485	Estonia	441990	Tableware and kitchenware, of wood, others	606	644	711	955	1 640	1 061	956	874	-8,61%	4,69%
486	Lithuania	441883	I beams, of wood	n/a	n/a	n/a	n/a	n/a	1 381	880	870	-1,16%	-14,27%
487	Greece	441830	Posts and beams, of wood	n/a	n/a	n/a	n/a	n/a	932	575	870	51,24%	-2,27%
488	Sweden	441811	Windows, french windows and their frames, of tropical wood	n/a	n/a	n/a	n/a	n/a	606	130	868	565,47%	12,76%
489	Czechia	441811	Windows, french windows and their frames, of tropical wood	n/a	n/a	n/a	n/a	n/a	197	49	864	1674,01%	63,58%
490	Greece	940610	Prefabricated buildings of wood	673	1 225	1 465	1 041	1 327	1 459	792	853	7,74%	3,00%
491	Hungary	441830	Posts and beams, of wood	n/a	n/a	n/a	n/a	n/a	2 088	707	834	17,98%	-26,35%
492	Greece	441811	Windows, french windows and their frames, of tropical wood	n/a	n/a	n/a	n/a	n/a	1 347	1 859	822	-55,81%	-15,18%
493	Serbia	441990	Tableware and kitchenware, of wood, others	324	178	202	284	531	567	712	807	34,41%	12,07%
494	Norway	441874	Assembled flooring panels, other, for mosaic floors	1 129	645	405	633	536	818	571	807	41,27%	-4,12%
495	Poland	441882	Cross-laminated timber clt or x-lam	n/a	n/a	n/a	n/a	n/a	6	732	805	9,90%	424,08%
496	Ireland	441882	Cross-laminated timber clt or x-lam	n/a	n/a	n/a	n/a	n/a	226	695	804	15,73%	52,59%
497	Ireland	441883	I beams, of wood	n/a	n/a	n/a	n/a	n/a	373	1 067	794	-25,56%	28,68%
498	Serbia	940610	Prefabricated buildings of wood	196	225	320	129	315	834	762	788	39,53%	18,98%
499	Sweden	441874	Assembled flooring panels, other, for mosaic floors	1 115	1 725	2 132	959	590	389	415	782	88,36%	-4,33%
500	Switzerland	441811	Windows, french windows and their frames, of tropical wood	n/a	n/a	n/a	n/a	n/a	1 099	902	775	-14,11%	-11,00%
501	Slovakia	441883	I beams, of wood	n/a	n/a	n/a	n/a	n/a	1 186	396	766	93,54%	-13,54%
502	Iceland	441873	Assembled flooring panels of bamboo or with at least the top layer (wear layer) of bamboo	773	827	800	892	1 720	1 146	926	756	-18,38%	-0,28%
503	Iceland	441990	Tableware and kitchenware, of wood, others	462	530	548	531	802	711	641	752	17,24%	6,26%
504	Italy	441874	Assembled flooring panels, other, for mosaic floors	480	74	110	201	1 314	1 069	380	741	95,20%	5,57%
505	Hungary	441811	Windows, french windows and their frames, of tropical wood	n/a	n/a	n/a	n/a	n/a	1 264	693	698	0,73%	-17,97%
506	Iceland	441879	Assembled flooring panels, of wood, others	853	777	864	866	922	699	559	661	18,30%	-3,12%
507	Germany	441811	Windows, french windows and their frames, of tropical wood	n/a	n/a	n/a	n/a	n/a	1 265	425	656	54,42%	-19,64%
508	Belgium	441811	Windows, french windows and their frames, of tropical wood	n/a	n/a	n/a	n/a	n/a	1 023	1 037	656	-36,74%	-13,76%

Wooden “Product-Markets” with Imports Value of 500 K\$ - 5.0 M\$

- Product-Markets Ranked **509 – 517** by the size of Import Value (out of 624 “Product-Markets” combinations)

Rank by Imports value In 2024	Importing Country	HS Code	Product Description	2017, K\$	2018, K\$	2019, K\$	2020, K\$	2021, K\$	2022, K\$	2023, K\$	2024, K\$	Growth Rate in 2024	8Y CAGR, 2017-2024
509	Spain	441883	I beams, of wood	n/a	n/a	n/a	n/a	n/a	745	507	646	27,46%	-4,60%
510	Hungary	441889	Engineered structural timber products (excl. glue-laminated or cross-laminated timber and i beams)	n/a	n/a	n/a	n/a	n/a	2 713	960	619	-35,52%	-38,88%
511	United Kingdom	441874	Assembled flooring panels, other, for mosaic floors	135	7	68	45	24	552	438	614	40,04%	20,78%
512	Slovakia	441850	Shingles and shakes, of wood	0.48	1,16	10	12	18	160	255	611	139,68%	144,65%
513	Serbia	441821	Doors and their frames and thresholds, of tropical wood	n/a	n/a	n/a	n/a	n/a	901	728	597	-17,97%	-14,63%
514	Denmark	441811	Windows, french windows and their frames, of tropical wood	n/a	n/a	n/a	n/a	n/a	687	156	593	280,06%	-4,77%
515	Netherlands	441850	Shingles and shakes, of wood	215	206	127	568	218	356	313	563	79,85%	12,78%
516	Lithuania	441821	Doors and their frames and thresholds, of tropical wood	n/a	n/a	n/a	n/a	n/a	322	518	545	5,37%	19,22%
517	Latvia	441882	Cross-laminated timber clt or x-lam	n/a	n/a	n/a	n/a	n/a	359	1 738	525	-69,79%	13,56%

Most Growing within Niche Product Markets

Out of the positions of the latent champion value segment, 1) **Poland’s market of cross-laminated timber clt or x-lam** , and 2) **Finland’s market of engineered structural timber products** have risen significantly in long-term in import value (2017-2024). In short-term, Finland’s market of engineered structural timber products demonstrated a remarkable increase in 2024, increasing by 1688% compared to the same period in the previous year.

Goods with highest short-term growth of imports in 2024

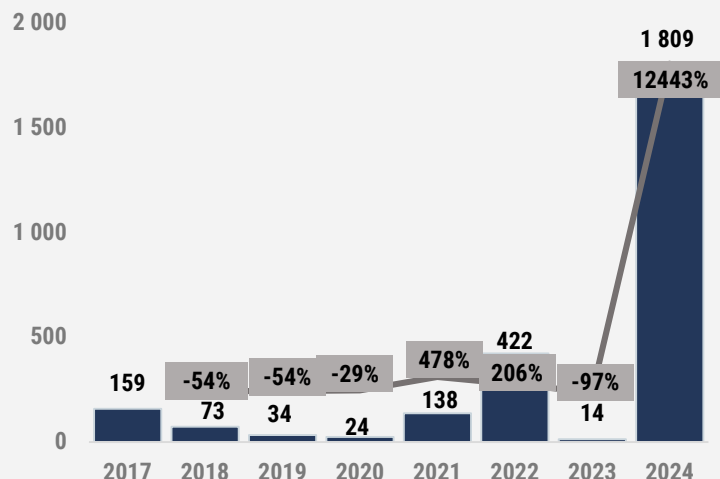
Importing Country	HS Code	Product Description	Imports in 2024, K\$	Growth Rate in 2024 (\$), %
Portugal	441850	Shingles and shakes, of wood	1 809	12443%
Finland	441889	Engineered structural timber products	1 704	1688%
Czechia	441811	Windows, french windows and their frames, of tropical wood	864	1674%
Croatia	441882	Cross-laminated timber clt or x-lam	2 986	591%
Sweden	441811	Windows, french windows and their frames, of tropical wood	868	565%
Denmark	441811	Windows, french windows and their frames, of tropical wood	593	280%
Finland	441882	Cross-laminated timber clt or x-lam	4 416	206%
Croatia	441889	Engineered structural timber products	1 794	151%
Slovakia	441850	Shingles and shakes, of wood	611	140%
Denmark	441874	Assembled flooring panels for mosaic floors	1 111	133%
Czechia	441850	Shingles and shakes, of wood	1 672	127%
Iceland	441811	Windows, french windows and their frames, of tropical wood	4 659	126%
Romania	441879	Assembled flooring panels, of wood, others	1 928	125%
Finland	441821	Doors and their frames and thresholds, of tropical wood	2 206	101%
Ireland	441873	Assembled flooring panels of bamboo or with at least the top layer of bamboo	1 906	98,16%
Sweden	441821	Doors and their frames, of tropical wood	4 965	95,73%
Italy	441874	Assembled flooring panels for mosaic floors	741	95,20%
Slovakia	441883	I beams, of wood	766	93,54%
Ireland	441881	Glue-laminated timber 'glulam'	4 873	88,51%
Sweden	441874	Assembled flooring panels for mosaic floors	782	88,36%

Goods with highest long-term growth of imports

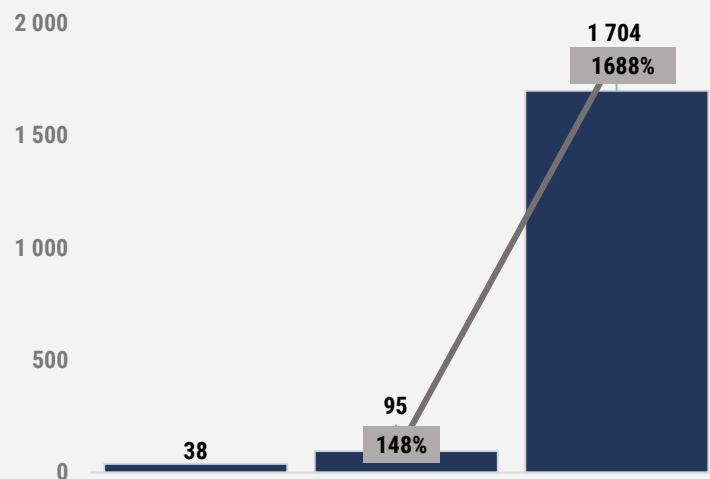
Importing Country	HS Code	Product Description	Imports in 2024, K\$	8Y CAGR, 2017-2024 (\$), %
Poland	441882	Cross-laminated timber clt or x-lam	805	424%
Finland	441889	Engineered structural timber products	1 704	254%
Poland	441850	Shingles and shakes, of wood	1 129	185%
Latvia	441889	Engineered structural timber products	1 454	185%
Slovakia	441850	Shingles and shakes, of wood	611	145%
Ireland	441873	Assembled flooring panels of bamboo or with at least the top layer of bamboo	1 906	120%
Croatia	441882	Cross-laminated timber clt or x-lam	2 986	94,68%
Denmark	441882	Cross-laminated timber clt or x-lam	3 435	77,98%
Greece	441883	I beams, of wood	2 259	72,34%
Czechia	441850	Shingles and shakes, of wood	1 672	70,03%
Czechia	441811	Windows, french windows and their frames, of tropical wood	864	63,58%
Ireland	441882	Cross-laminated timber clt or x-lam	804	52,59%
Finland	441882	Cross-laminated timber clt or x-lam	4 416	47,69%
Portugal	441850	Shingles and shakes, of wood	1 809	35,56%
Croatia	441889	Engineered structural timber products	1 794	30,82%
Ireland	441883	I beams, of wood (44188300)	794	28,68%
Romania	940610	Prefabricated buildings of wood	3 203	25,31%
Iceland	441881	Glue-laminated timber 'glulam' (44188100)	2 103	21,83%
United Kingdom	441874	Assembled flooring panels, other, for mosaic floors	614	20,78%
Finland	441821	Doors and their frames and thresholds, of tropical wood	2 206	19,54%

Top-12 Product Markets with the Highest Increase of Imports in Short-term

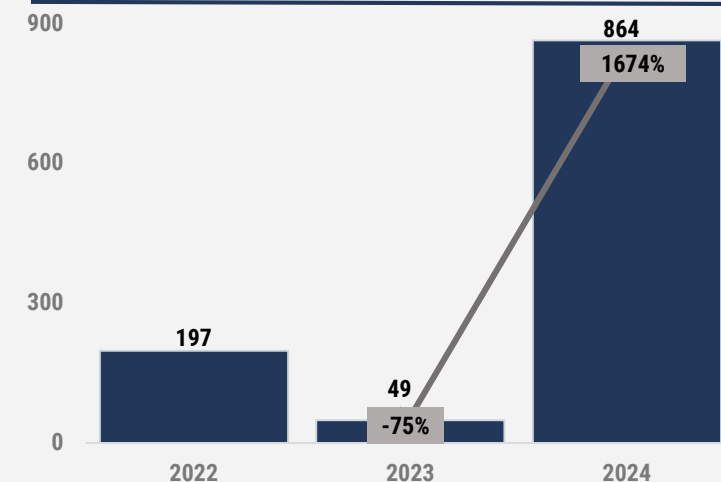
Imports of Shingles and shakes, of wood in Portugal, K\$



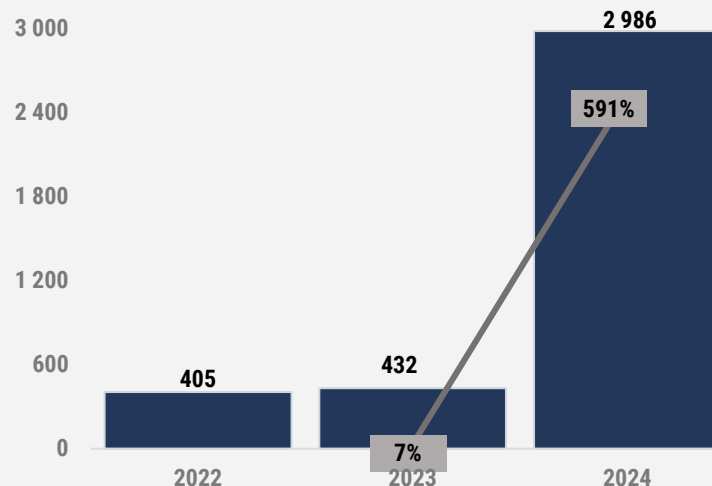
Imports of Engineered structural timber products in Finland, K\$



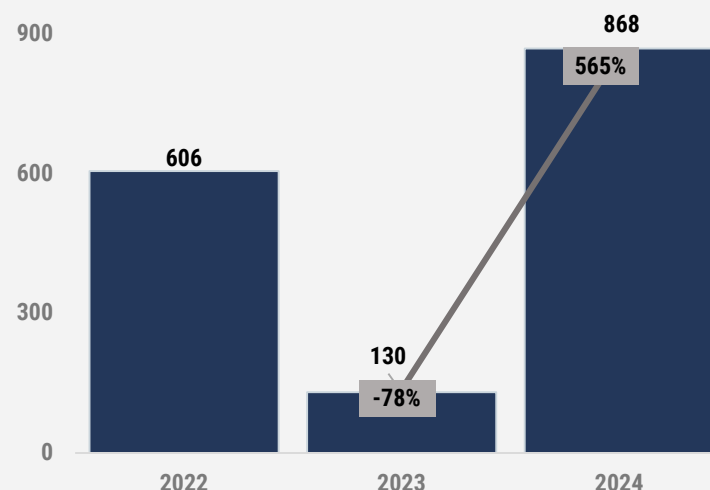
Imports of Windows, french windows, frames, of tropical wood in Czechia, K\$



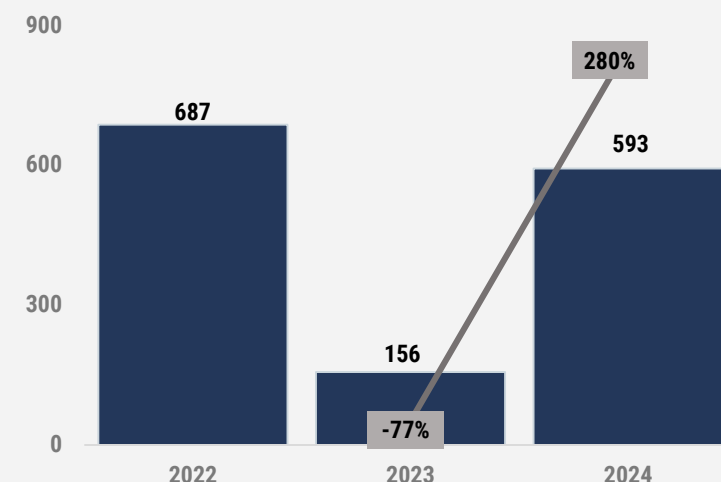
Imports of Cross-laminated timber clt or x-lam in Croatia, K\$



Imports of Windows, french windows, their frames, of tropical wood in Sweden, K\$

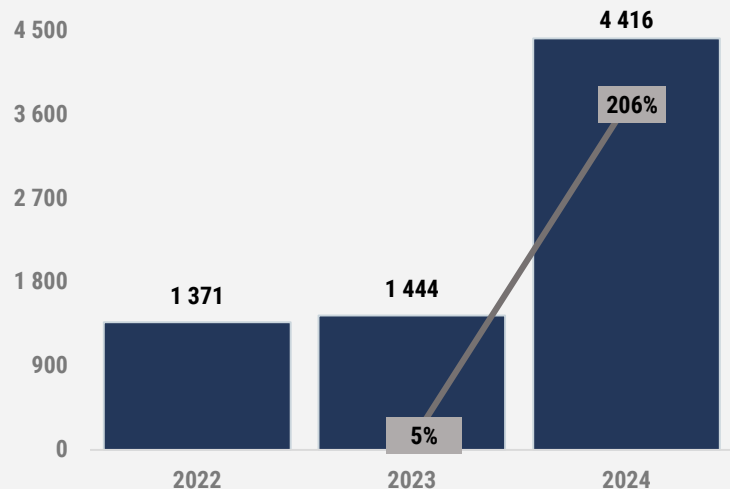


Imports of Windows, french windows, their frames, of tropical wood in Denmark, K\$

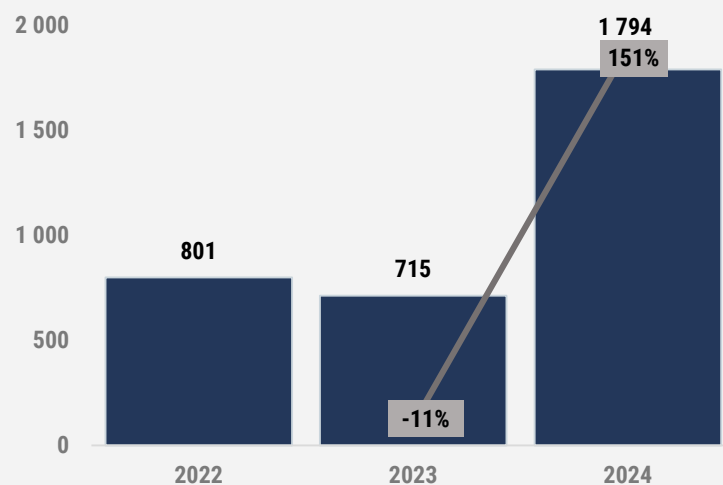


Top-12 Product Markets with the Highest Increase of Imports in Short-term

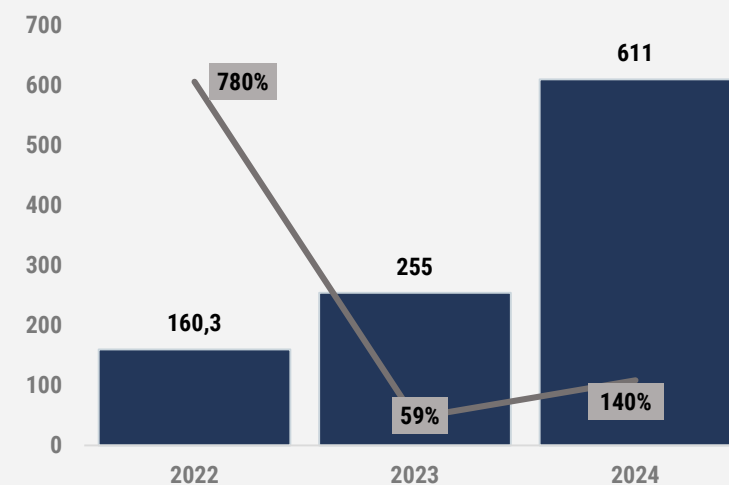
Imports of Cross-laminated timber clt or x-lam in Finland, K\$



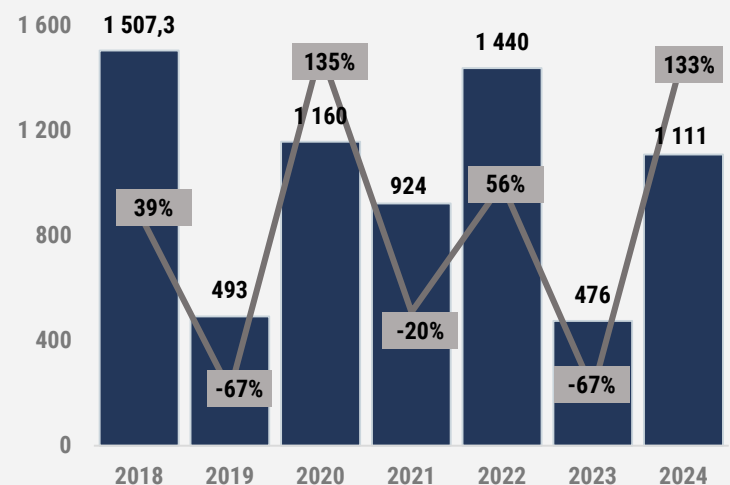
Imports of Engineered structural timber products in Croatia, K\$



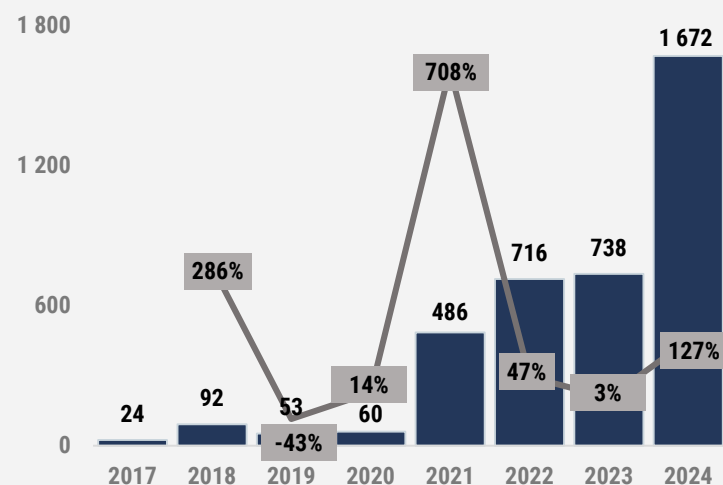
Imports of Shingles and shakes, of wood in Slovakia, K\$



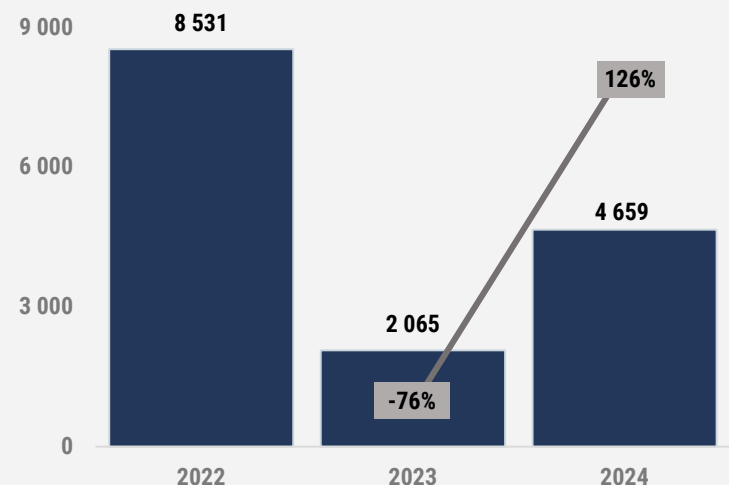
Imports of Assembled flooring panels for mosaic floors in Denmark, K\$



Imports of Shingles and shakes, of wood in Czechia, K\$

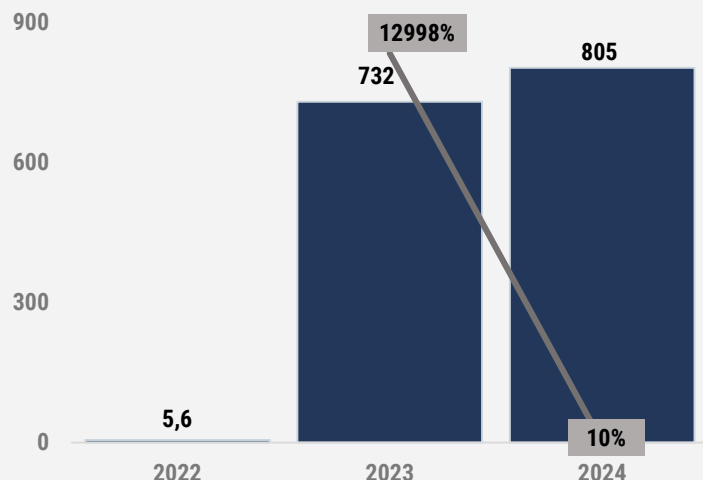


Imports of Windows, french windows and their frames, of tropical wood in Iceland, K\$

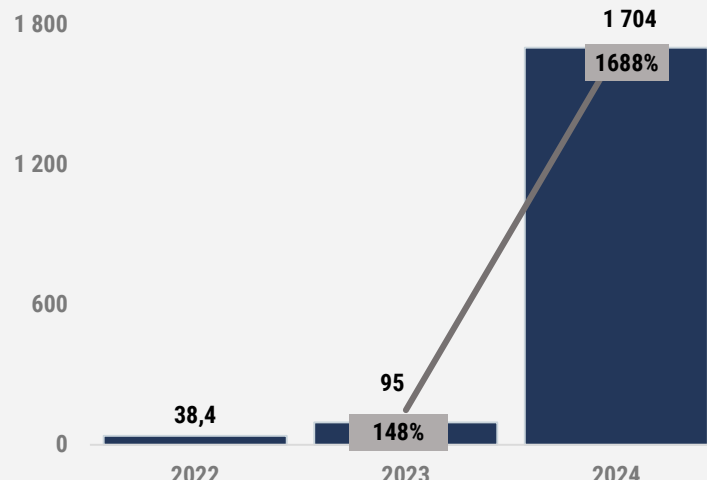


Top-12 Product Markets with the Highest Increase of Imports in Long-term

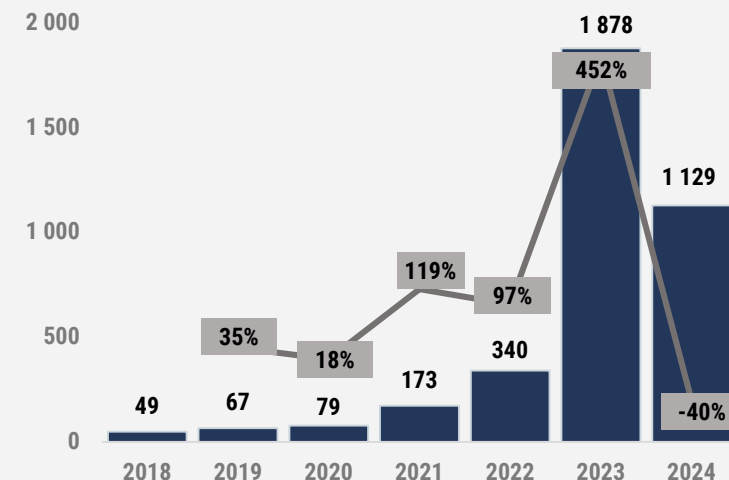
Imports of Cross-laminated timber clt or x-lam in Poland, K\$



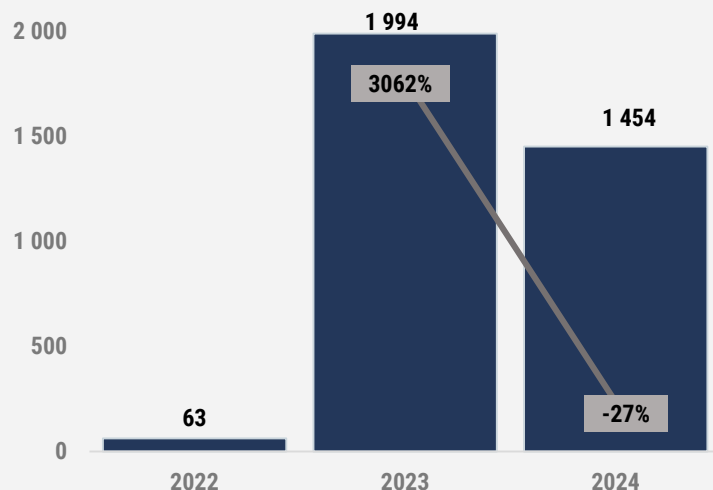
Imports of Engineered structural timber products in Finland, K\$



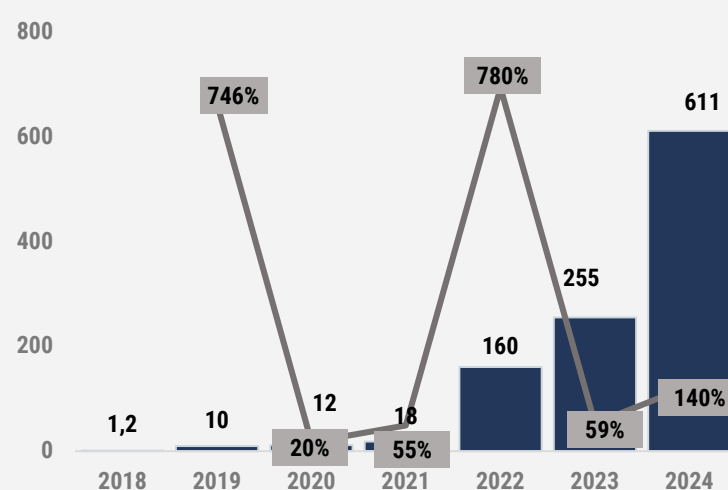
Imports of Shingles and shakes, of wood in Poland, K\$



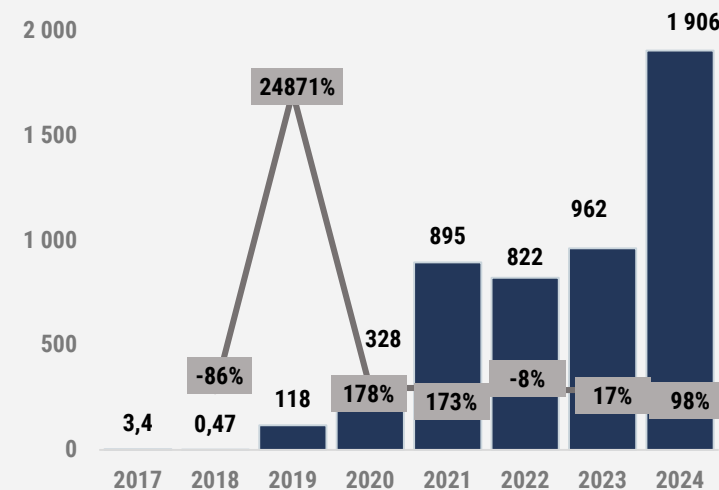
Imports of Engineered structural timber products in Latvia, K\$



Imports of Shingles and shakes, of wood in Slovakia, K\$

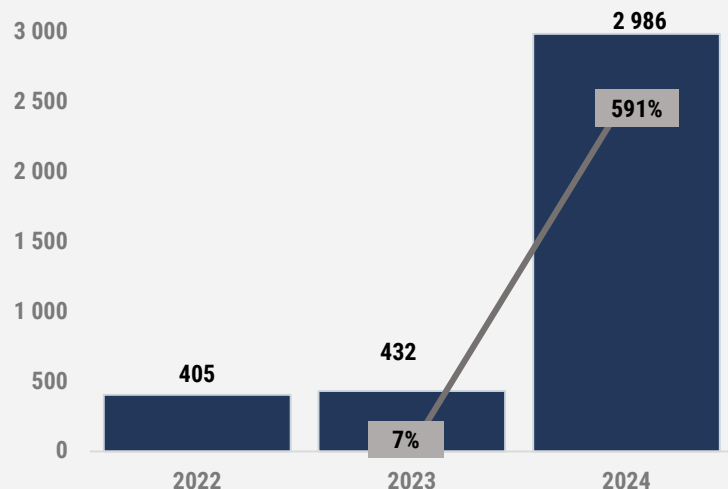


Imports of Assembled flooring panels of bamboo or with at least the top layer of bamboo in Ireland, K\$

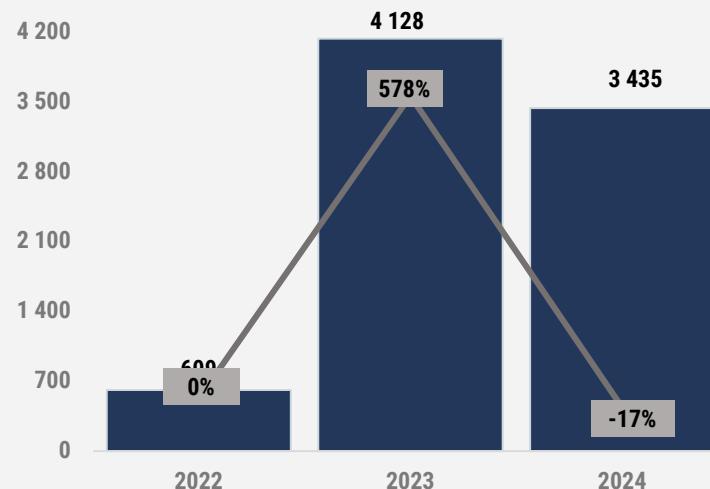


Top-12 Product Markets with the Highest Increase of Imports in Long-term

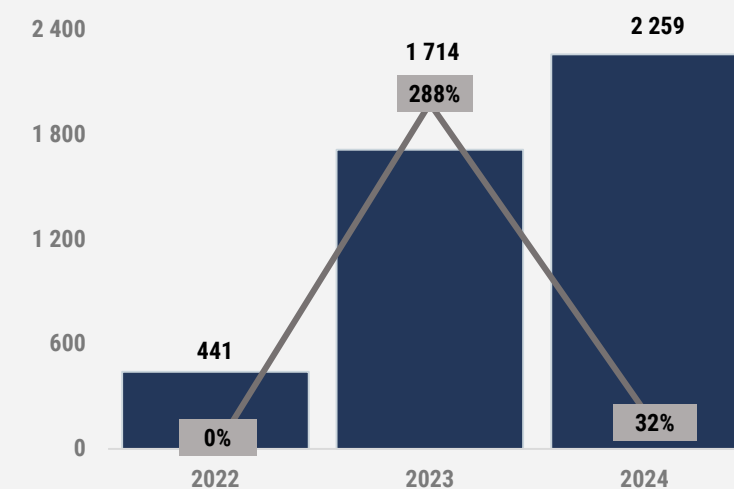
Imports of Cross-laminated timber clt or x-lam in Croatia, K\$



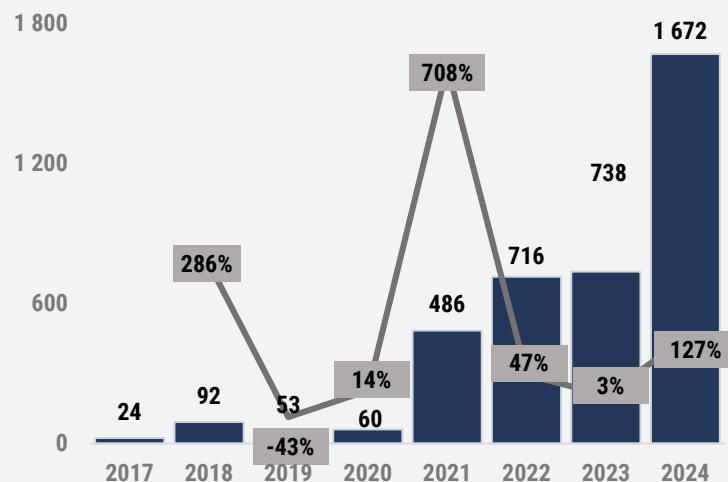
Imports of Cross-laminated timber clt or x-lam in Denmark, K\$



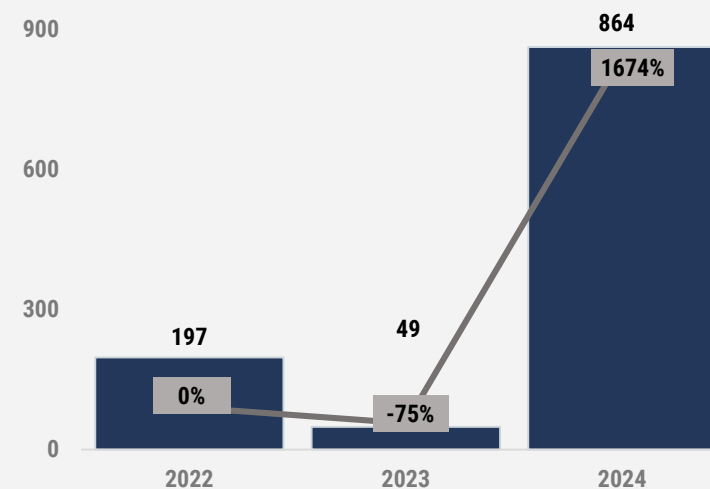
Imports of I beams, of wood in Greece, K\$



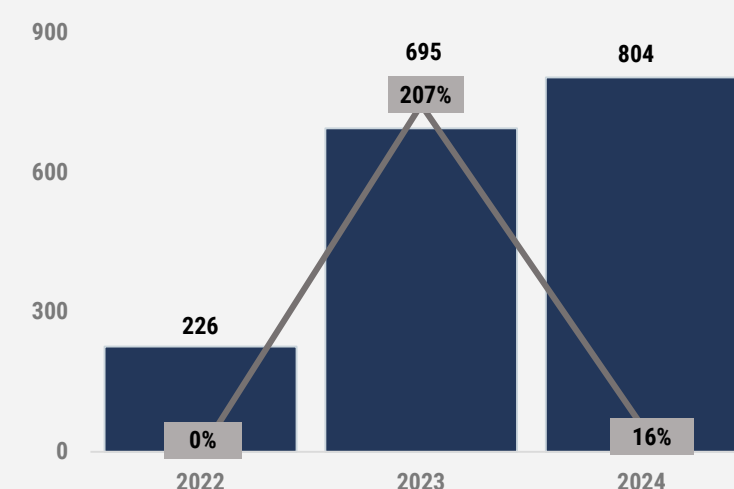
Imports of Shingles and shakes, of wood in Czechia, K\$



Imports of Windows, french windows and their frames, of tropical wood in Czechia, K\$



Imports of Cross-laminated timber clt or x-lam in Ireland, K\$



Most Growing within Niche Product Markets

Out of the product markets of this group, 1) **Swedish market of engineered structural timber products**, 2) **Poland’s market of seats, convertible into beds (of wood)** 3) **Ireland’s market of Posts and beams (of wood)**, 4) **Poland’s market of glue-laminated timber 'glulam'**, 5) **Poland’s market of engineered structural timber products** are characterized by the most significant long-term declines in import value (2017-2024). In short-term, these product markets demonstrated notable decreases in 2024, declining by more than 62% compared to the previous year.

Goods with highest short-term growth of imports in 2024

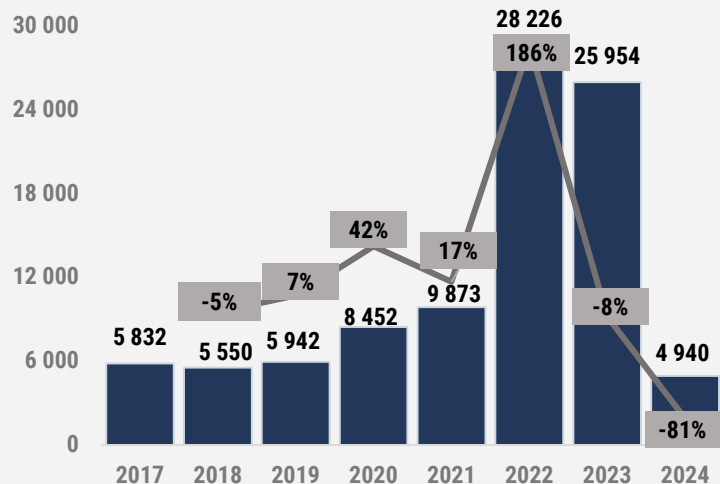
Importing Country	HS Code	Product Description	Imports in 2024, K\$	Growth Rate in 2024 (\$), %
Portugal	940610	Prefabricated buildings of wood	4 940	-80,97%
Poland	441889	Engineered structural timber products	972	-80,03%
Poland	441881	Glue-laminated timber 'glulam'	2 554	-79,28%
Netherlands	441883	I beams, of wood	1 297	-77,10%
Ireland	441830	Posts and beams, of wood	1 908	-74,49%
Poland	940141	Seats, convertible into beds, of wood	4 426	-71,76%
Latvia	441882	Cross-laminated timber clt or x-lam	525	-69,79%
Poland	441829	Doors and their frames and thresholds, of wood (excl. of tropical wood)	1 858	-69,68%
Poland	441990	Tableware and kitchenware, of wood, others	4 942	-69,34%
Estonia	940610	Prefabricated buildings of wood	3 301	-63,00%
Sweden	441889	Engineered structural timber products	1 612	-62,27%
Greece	441811	Windows, french windows and their frames, of tropical wood	822	-55,81%
Portugal	441874	Assembled flooring panels, other, for mosaic floors	2 108	-55,55%
Hungary	441821	Doors and their frames and thresholds, of tropical wood	2 581	-52,03%
United Kingdom	441850	Shingles and shakes, of wood	2 832	-51,48%
Ireland	441889	Engineered structural timber products	1 254	-49,33%
Denmark	441889	Engineered structural timber products	3 947	-47,39%
Ireland	441811	Windows, french windows and their frames, of tropical wood	3 278	-44,02%
Sweden	441883	I beams, of wood	1 190	-40,45%
Poland	441850	Shingles and shakes, of wood	1 129	-39,86%

Goods with highest long-term growth of imports

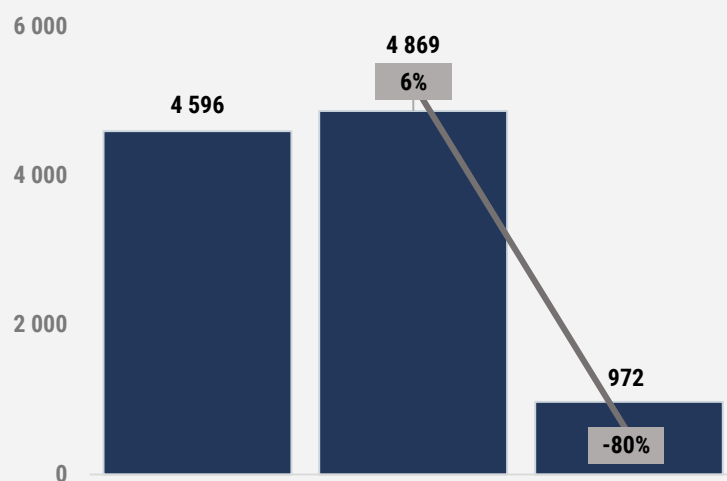
Importing Country	HS Code	Product Description	Imports in 2024, K\$	8Y CAGR, 2017-2024 (\$), %
Sweden	441889	Engineered structural timber products	1 612	-50,55%
Poland	940141	Seats, convertible into beds, of wood	4 426	-44,90%
Ireland	441830	Posts and beams, of wood	1 908	-43,83%
Poland	441881	Glue-laminated timber 'glulam'	2 554	-40,67%
Poland	441889	Engineered structural timber products	972	-40,41%
Hungary	441889	Engineered structural timber products	619	-38,88%
Netherlands	441883	I beams, of wood	1 297	-38,77%
Sweden	441882	Cross-laminated timber clt or x-lam	1 592	-37,33%
Poland	441829	Doors and their frames and thresholds, of wood (excl. of tropical wood)	1 858	-33,05%
Norway	441883	I beams, of wood	1 408	-32,58%
Germany	441883	I beams, of wood	2 329	-32,08%
Sweden	441883	I beams, of wood	1 190	-30,14%
Hungary	441821	Doors and their frames, of tropical wood	2 581	-27,98%
United Kingdom	441873	Assembled flooring panels of bamboo or with at least the top layer (wear layer) of bamboo	2 185	-27,78%
Denmark	441889	Engineered structural timber products	3 947	-27,12%
Hungary	441830	Posts and beams, of wood (excl. products of 441881 to 441889)	834	-26,35%
Germany	441830	Posts and beams, of wood (excl. products of 441881 to 441889)	2 634	-25,58%
Romania	441821	Doors and their frames and thresholds, of tropical wood	1 306	-23,42%
Ireland	441811	Windows, french windows and their frames, of tropical wood (44181100)	3 278	-22,50%
Netherlands	441873	Assembled flooring panels of bamboo or with at least the top layer (wear layer) of bamboo	1 775	-22,21%

Top-12 Product Markets with the Highest **Decrease** of Imports in Short-term

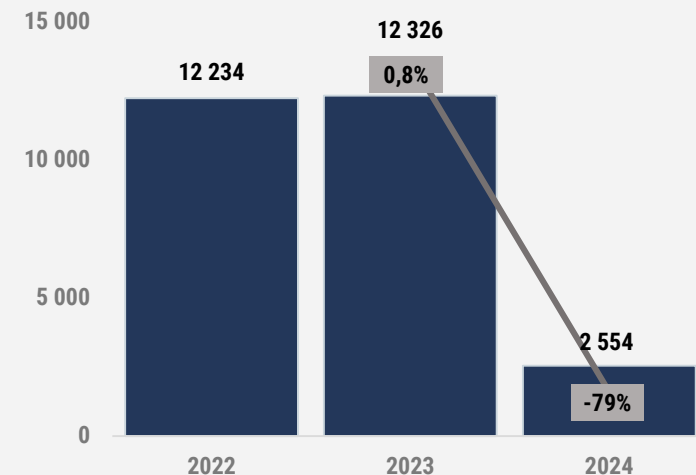
Imports of Prefabricated buildings of wood in Portugal, K\$



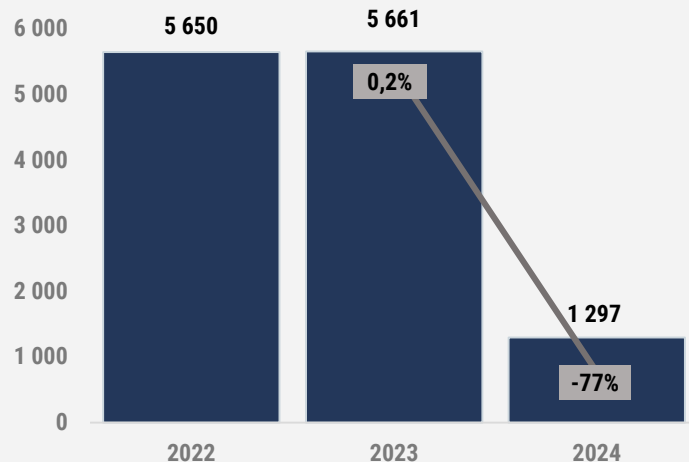
Imports of Engineered structural timber products in Poland, K\$



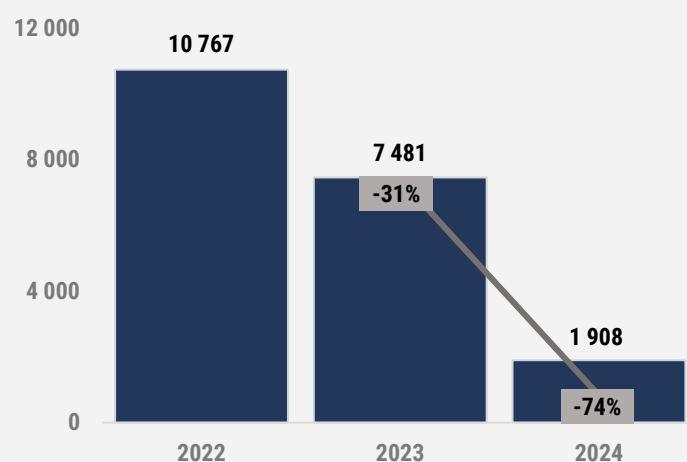
Imports of Glue-laminated timber 'glulam' in Poland, K\$



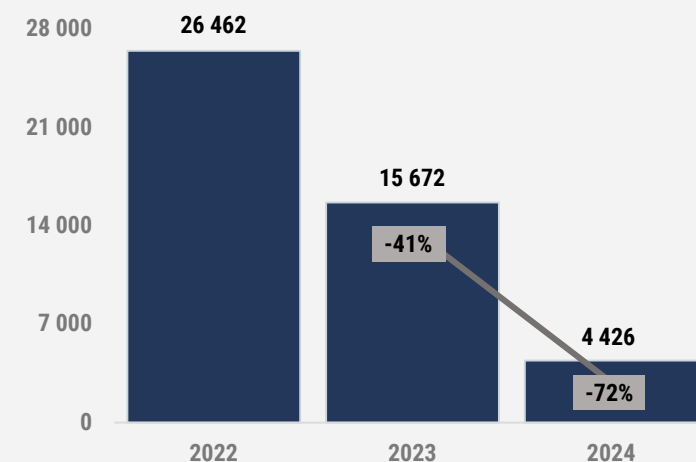
Imports of I beams, of wood in the Netherlands, K\$



Imports of Posts and beams, of wood in Ireland, K\$

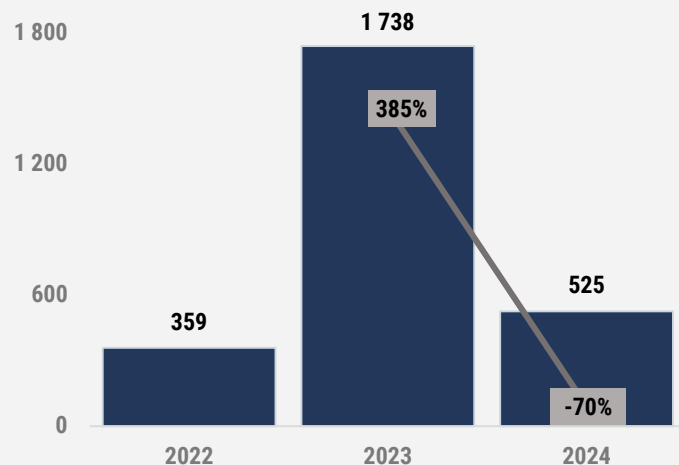


Imports of Seats, convertible into beds, of wood in Poland, K\$

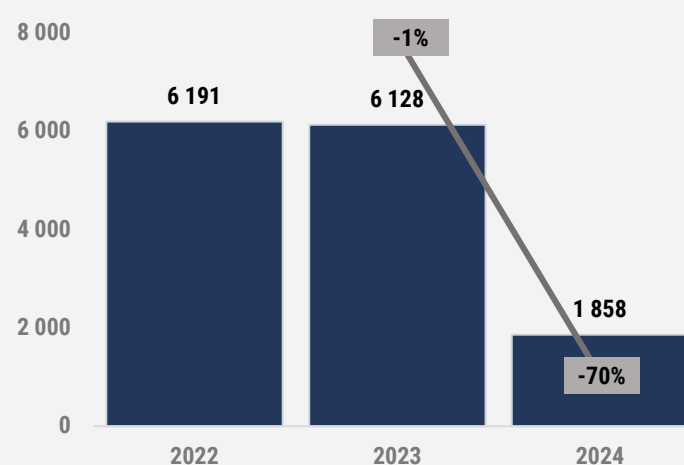


Top-12 Product Markets with the Highest **Decrease** of Imports in Short-term

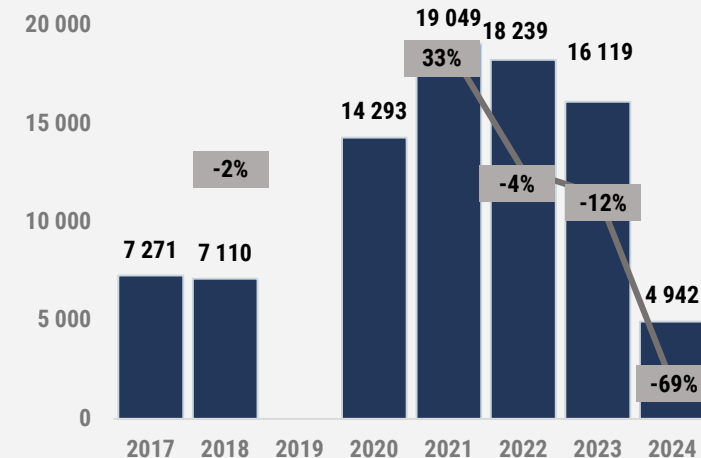
Imports of Cross-laminated timber clt or x-lam in Latvia, K\$



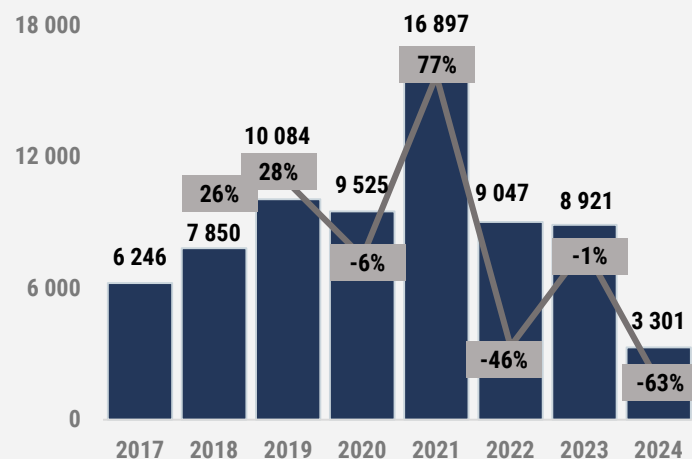
Imports of Doors and their frames and thresholds, of wood (excl. of tropical wood) in Poland, K\$



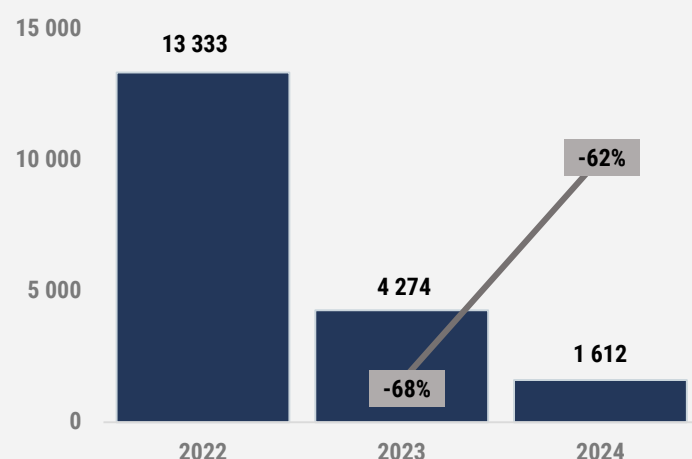
Imports of Tableware, of wood, others in Poland, K\$



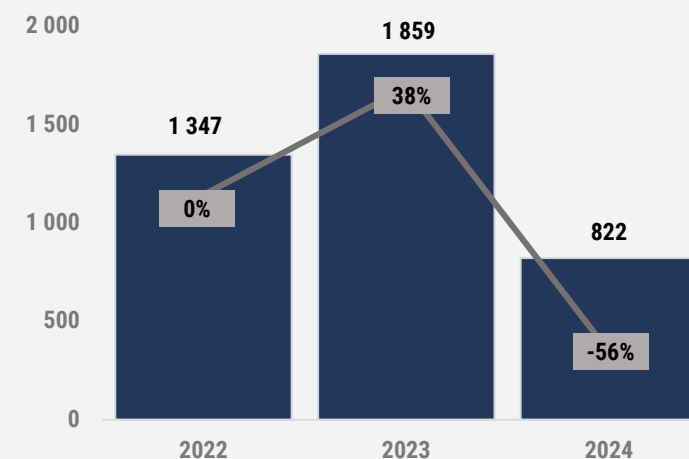
Imports of Prefabricated buildings of wood in Estonia, K\$



Imports of Engineered structural timber products in Sweden, K\$

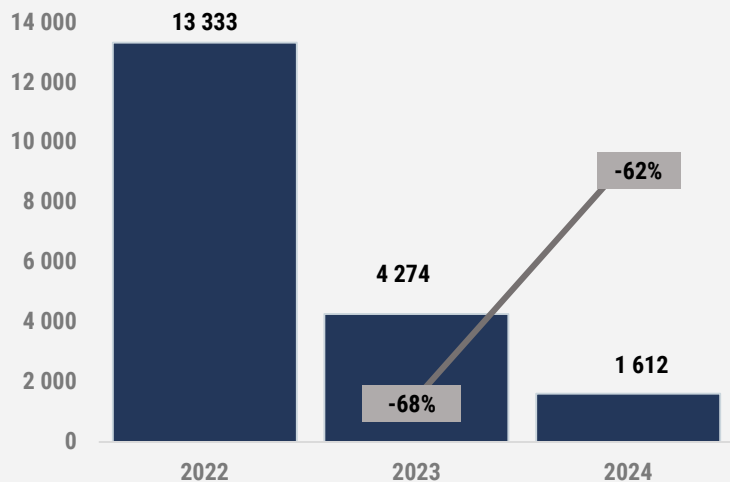


Imports of Windows, french windows and their frames, of tropical wood in Greece, K\$

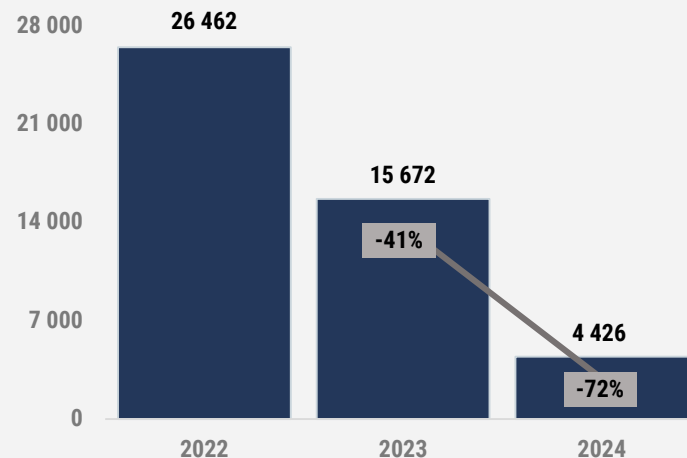


Top-12 Product Markets with the Highest **Decrease** of Imports in Long-term

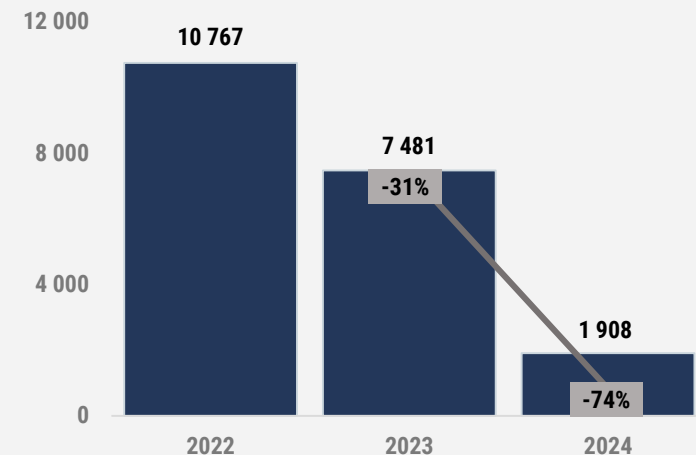
Imports of Engineered structural timber products in Sweden, K\$



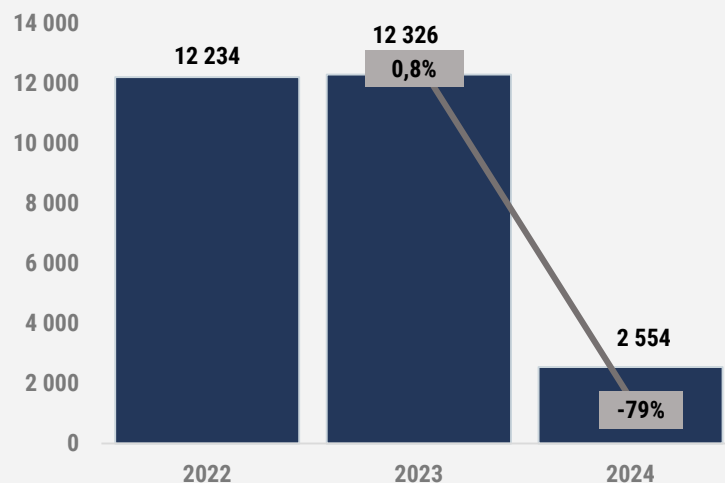
Imports of Seats, convertible into beds, of wood in Poland, K\$



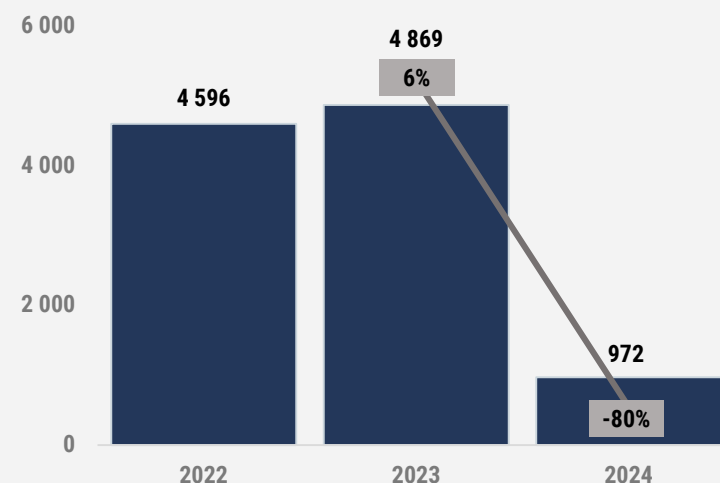
Imports of Posts and beams, of wood in Ireland, K\$



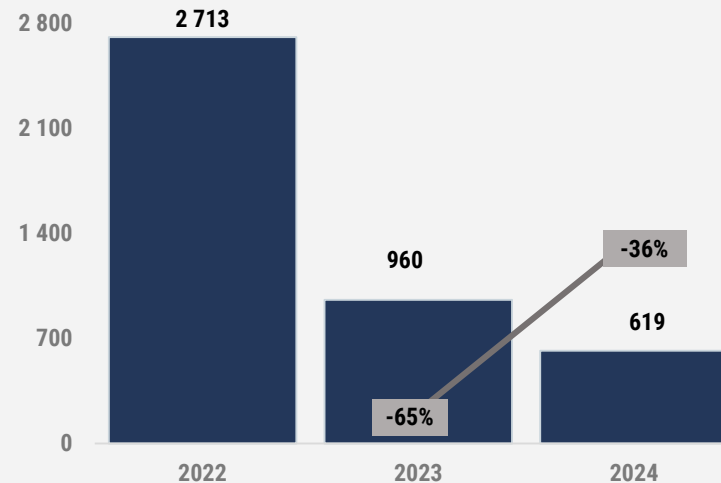
Imports of Glue-laminated timber 'glulam' in Poland, K\$



Imports of Engineered structural timber products in Poland, K\$

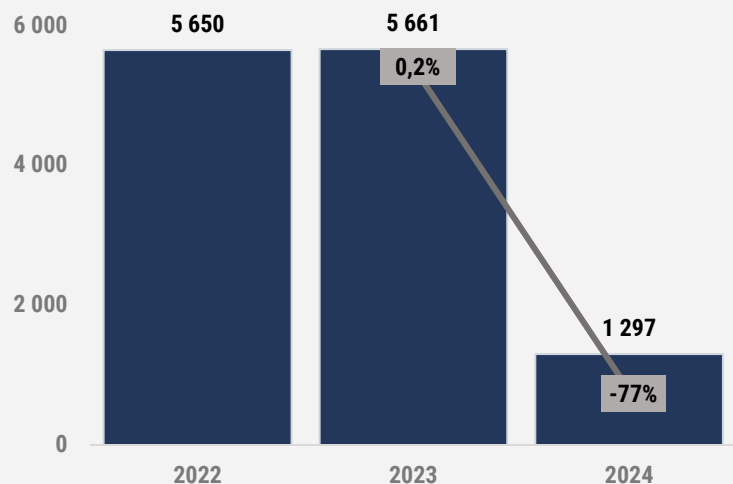


Imports of Engineered structural timber products in Hungary, K\$

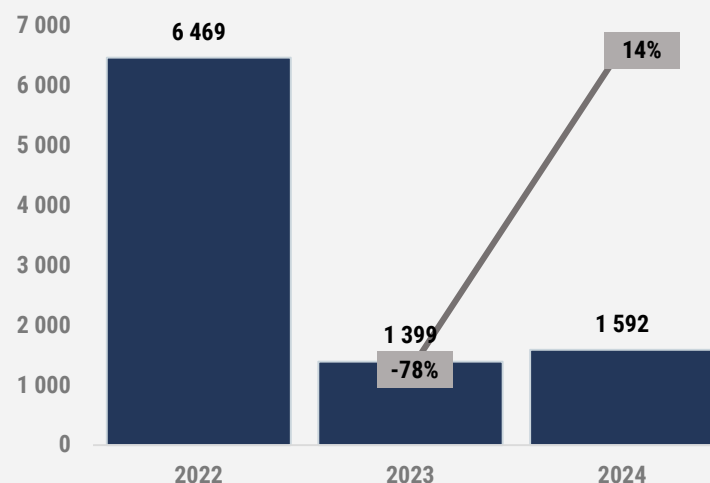


Top-12 Product Markets with the Highest **Decrease** of Imports in Long-term

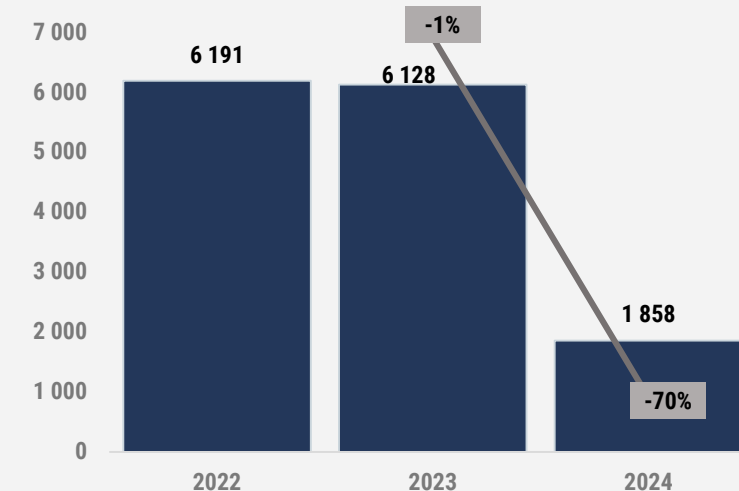
Imports of I beams, of wood in the Netherlands, K\$



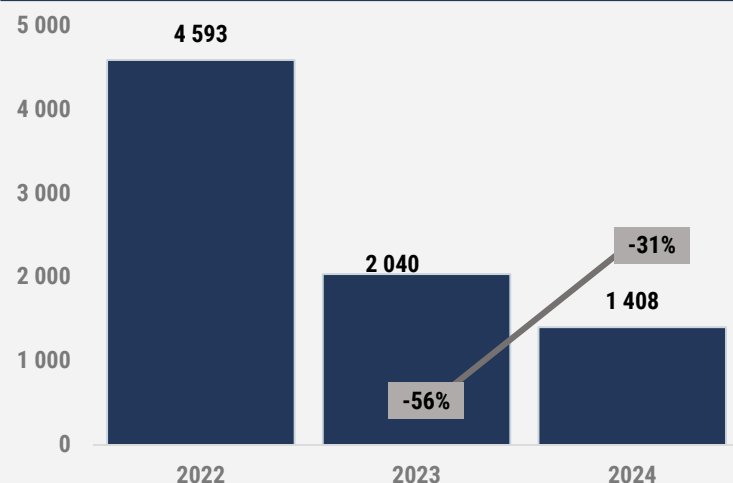
Imports of Cross-laminated timber clt or x-lam in Sweden, K\$



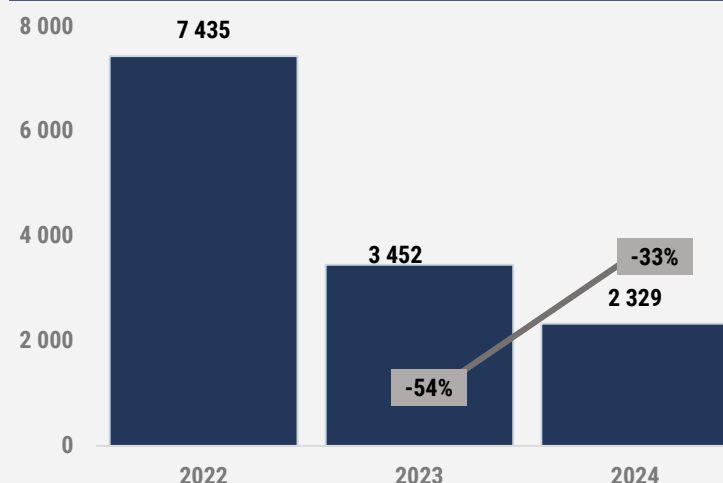
Imports of Doors and their frames and thresholds, of wood (excl. of tropical wood) in Poland, K\$



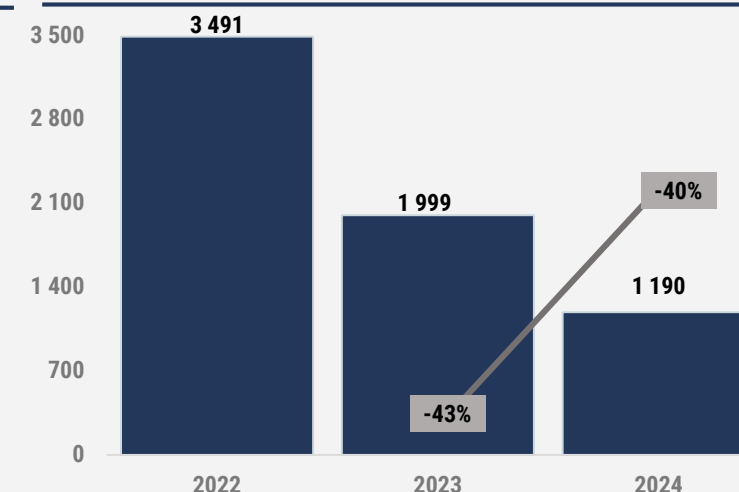
Imports of I beams, of wood in Norway, K\$



Imports of I beams, of wood in Germany, K\$



Imports of I beams, of wood in Sweden, K\$



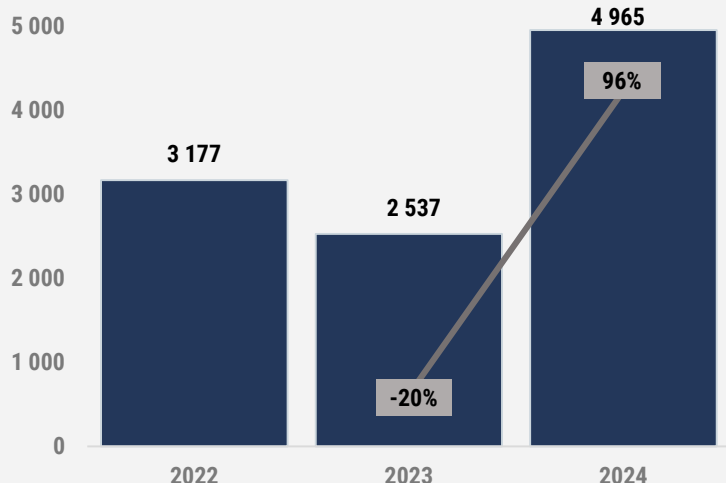
Top-Ranked Product Markets in the Niche Segment

Product Market Scores for Import Potential Estimation

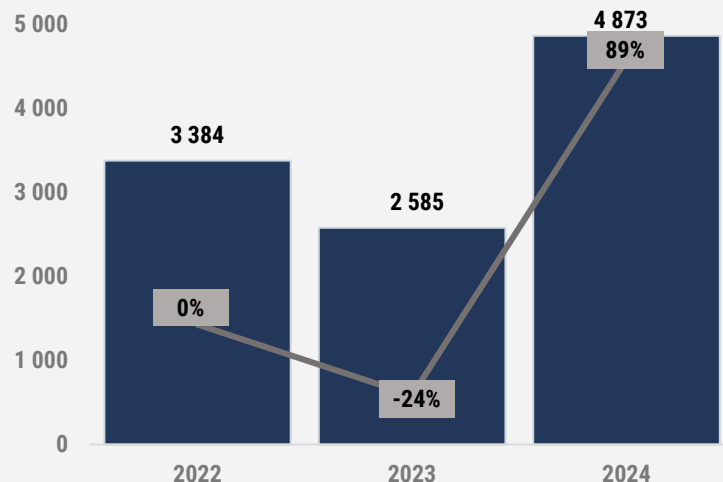
Importing Country	HS Code	Product Description	Imports in 2024, Scores (1-10)	7Y CAGR 2017-2023, Scores (1-10)	Growth Rate in 2024, Scores (1-10)	Total Quantity of Scores
Sweden	441821	Doors and their frames and thresholds, of tropical wood	10	5	5	20
Ireland	441881	Glue-laminated timber 'glulam'	10	5	5	20
Serbia	441819	Windows, french windows and their frames, of wood (excl. of tropical wood)	9	5	5	19
Finland	441882	Cross-laminated timber clt or x-lam	9	5	5	19
Portugal	441850	Shingles and shakes, of wood	3	5	10	18
Slovakia	441990	Tableware and kitchenware, of wood, others	8	5	5	18
Denmark	441882	Cross-laminated timber clt or x-lam	7	6	5	18
Croatia	441990	Tableware and kitchenware, of wood, others	7	5	5	17
Finland	441889	Engineered structural timber products (excl. glue-laminated or cross-laminated timber and i beams)	3	8	6	17
Croatia	441882	Cross-laminated timber clt or x-lam	6	6	5	17
Serbia	940169	Seats with wooden frames, not upholstered, others	6	5	5	16
Romania	940610	Prefabricated buildings of wood	6	5	5	16
Greece	441819	Windows, french windows and their frames, of wood (excl. of tropical wood)	6	5	5	16
Slovakia	940169	Seats with wooden frames, not upholstered, others	10	1	5	16
Poland	441882	Cross-laminated timber clt or x-lam	1	10	5	16
Lithuania	940169	Seats with wooden frames, not upholstered, others	10	1	5	16
Estonia	940141	Seats, convertible into beds, of wood (excl. garden seats and camping equipment, and medical, dental or surgical furniture)	9	1	5	15
Portugal	441819	Windows, french windows and their frames, of wood (excl. of tropical wood)	5	5	5	15
Czechia	441830	Posts and beams, of wood (excl. products of 441881 to 441889)	9	1	5	15
Belgium	441830	Posts and beams, of wood (excl. products of 441881 to 441889)	5	5	5	15

Top-Ranked Product Markets within the Niche Segment

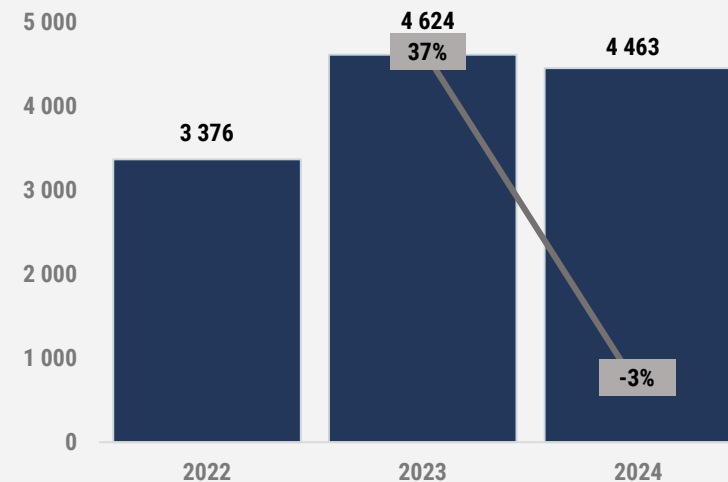
Imports of Doors and their frames, of tropical wood in Sweden, K\$



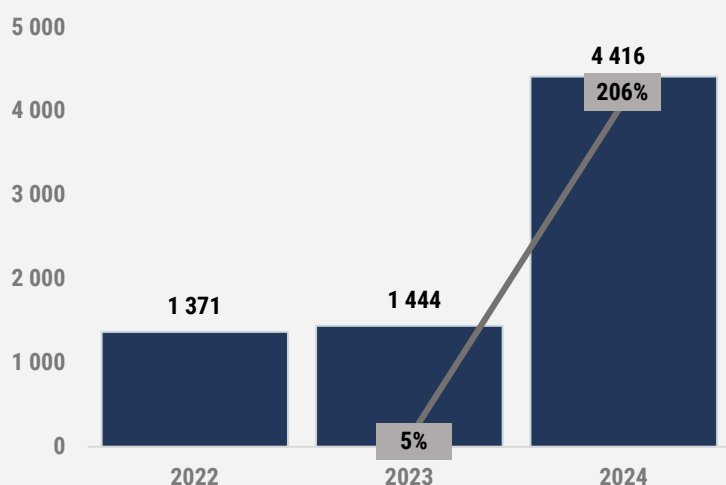
Imports of Glue-laminated timber 'glulam' in Ireland, K\$



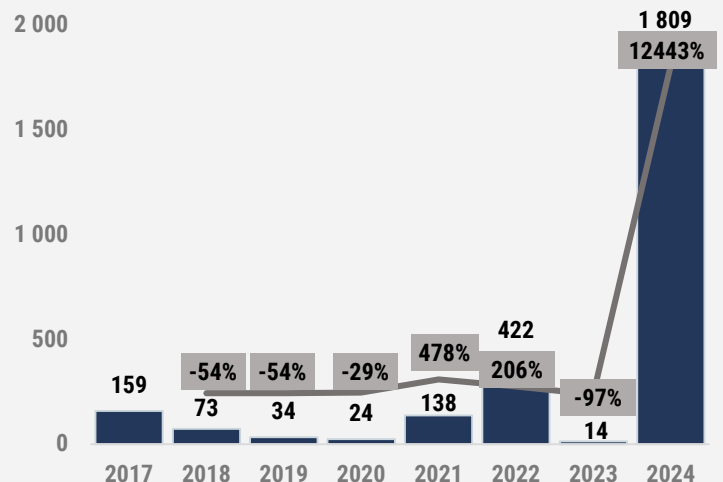
Imports of Windows, french windows, frames, of wood in Serbia, K\$



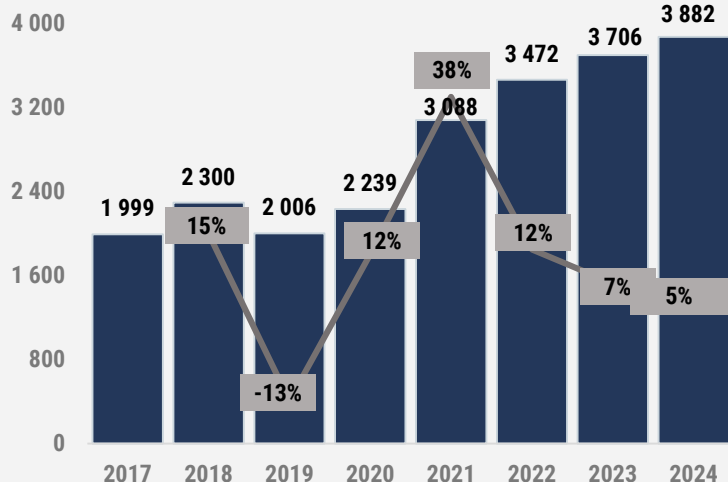
Imports of Cross-laminated timber clt or x-lam in Finland, K\$



Imports of Shingles and shakes, of wood in Portugal, K\$

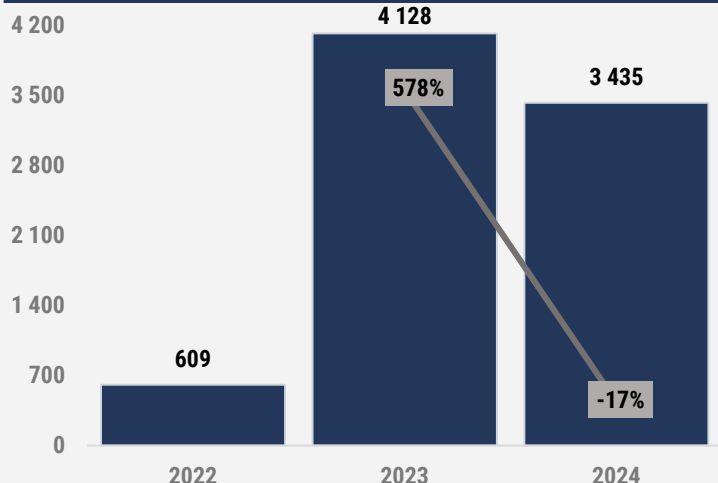


Imports of Tableware and kitchenware (of wood, others) in Slovakia, K\$

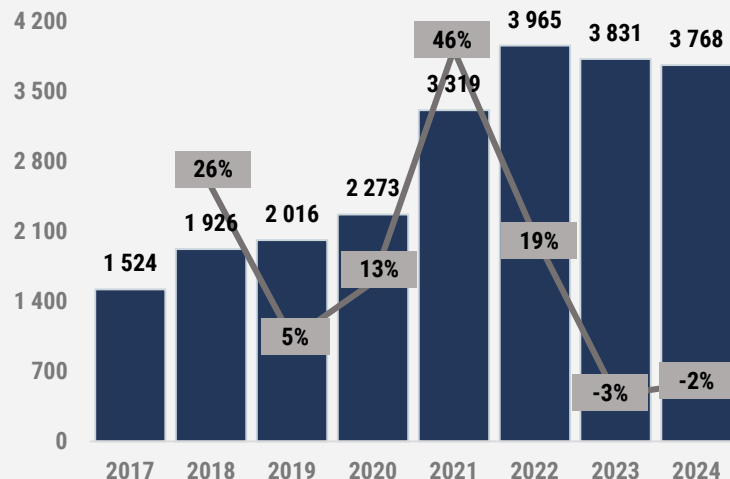


Top-Ranked Product Markets within the Niche Segment

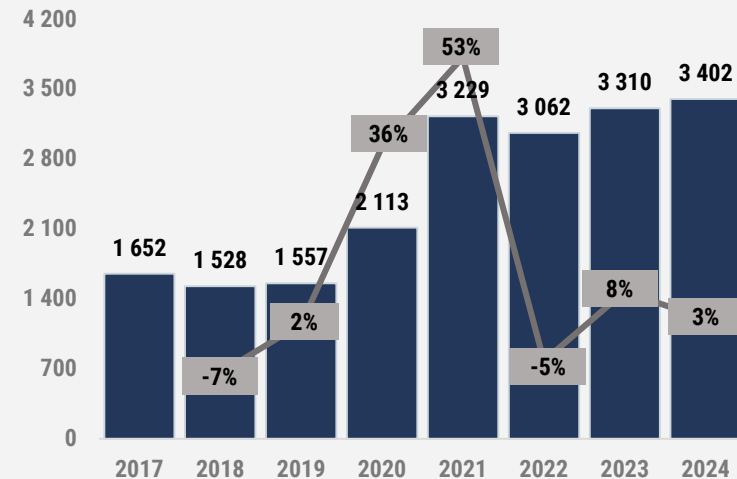
Imports of Cross-laminated timber clt or x-lam in Denmark, K\$



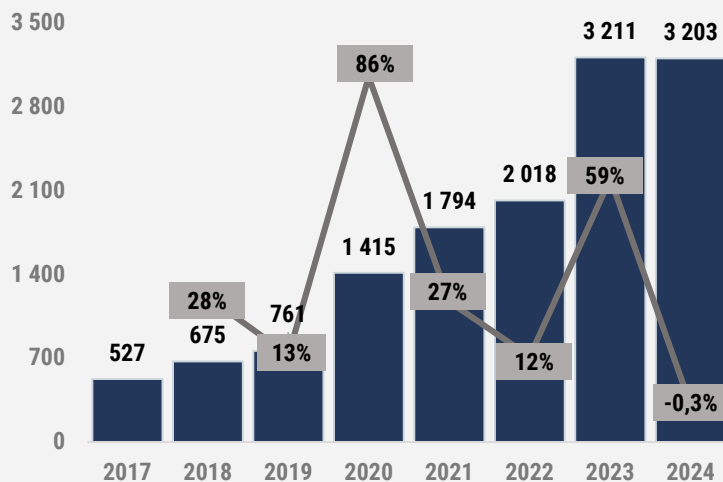
Imports of Tableware, of wood, others in Croatia, K\$



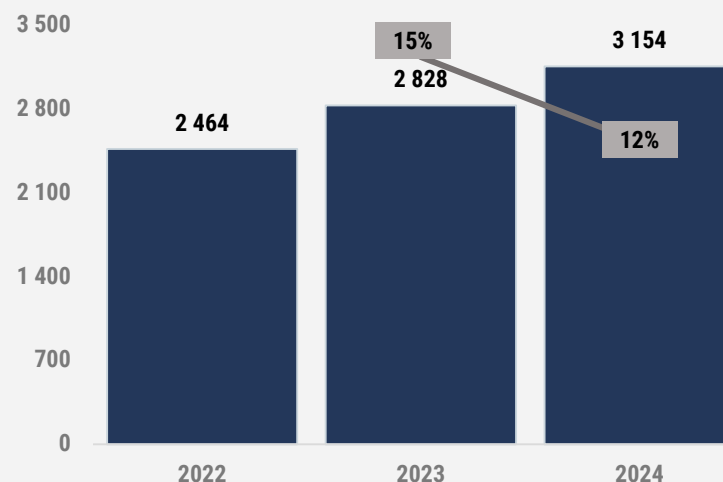
Imports of Seats with wooden frames, not upholstered in Serbia, K\$



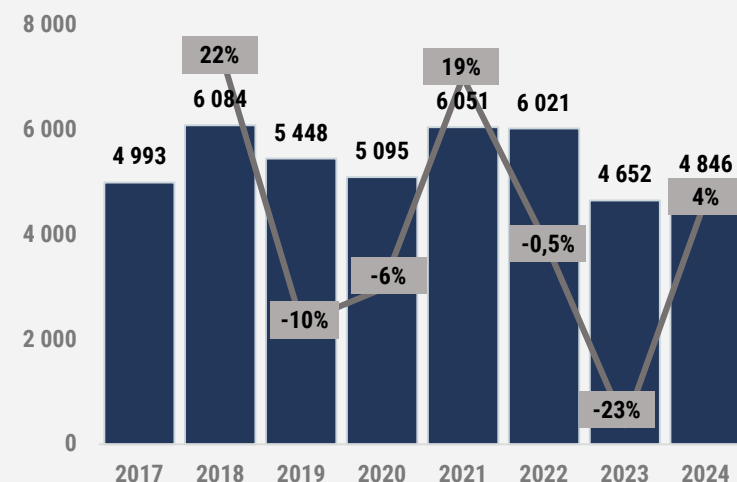
Imports of Prefabricated buildings of wood in Romania, K\$



Imports of Windows, french windows and their frames, of wood (excl. of tropical wood) in Greece, K\$



Imports of Seats with wooden frames, not upholstered in Slovakia, K\$



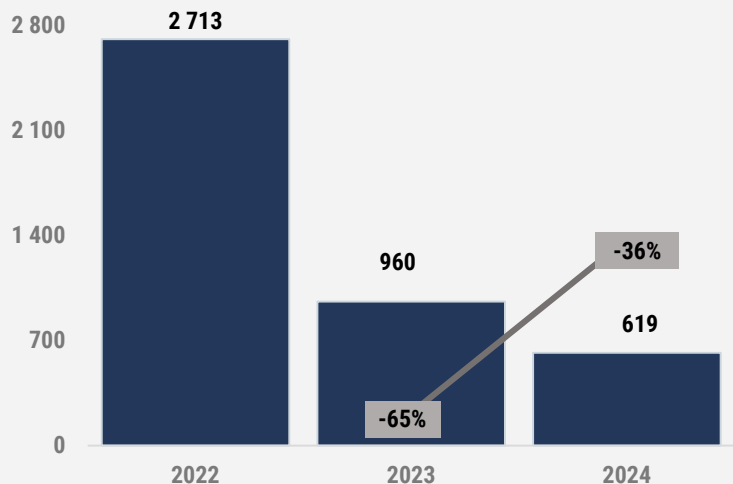
Top-Ranked Import Positions within the Niche Segment

Product Market Scores for Import Potential Estimation

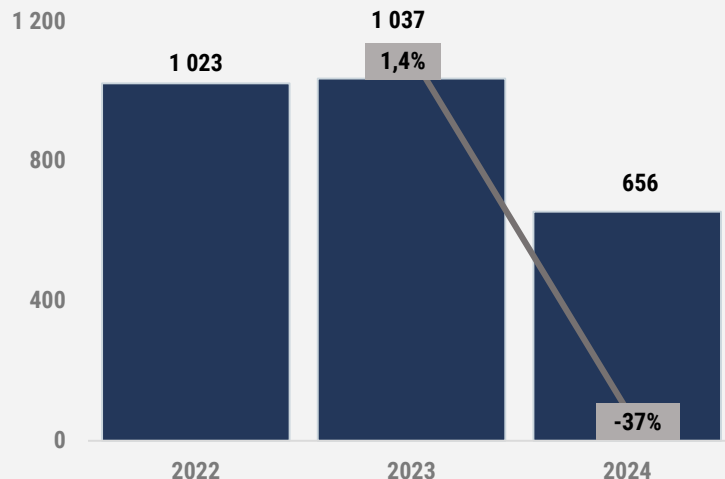
Importing Country	HS Code	Product Description	Imports in 2024, Scores (1-10)	7Y CAGR 2017-2023, Scores (1-10)	Growth Rate in 2024, Scores (1-10)	Total Quantity of Scores
Hungary	441889	Engineered structural timber products (excl. glue-laminated or cross-laminated timber and i beams)	0	0	0	0
Belgium	441811	Windows, french windows and their frames, of tropical wood	0	0	0	0
Greece	441811	Windows, french windows and their frames, of tropical wood	1	0	0	1
Poland	441889	Engineered structural timber products (excl. glue-laminated or cross-laminated timber and i beams)	1	0	0	1
Italy	441873	Assembled flooring panels of bamboo or with at least the top layer (wear layer) of bamboo	1	0	0	1
Slovenia	441879	Assembled flooring panels, of wood, others	1	0	0	1
Romania	441830	Posts and beams, of wood	1	0	0	1
Sweden	441883	I beams, of wood	1	0	0	1
Ireland	441889	Engineered structural timber products	2	0	0	2
Netherlands	441883	I beams, of wood	2	0	0	2
Romania	441821	Doors and their frames and thresholds, of tropical wood	2	0	0	2
Spain	441873	Assembled flooring panels of bamboo or with at least the top layer (wear layer) of bamboo	1	1	0	2
Lithuania	441879	Assembled flooring panels, of wood, others	1	1	0	2
Latvia	441990	Tableware and kitchenware, of wood, others	1	1	0	2
Norway	441883	I beams, of wood	2	0	0	2
Sweden	441889	Engineered structural timber products	2	0	0	2
Poland	441829	Doors and their frames and thresholds, of wood (excl. of tropical wood)	3	0	0	3
Czechia	441879	Assembled flooring panels, of wood, others	2	1	0	3
Ireland	441830	Posts and beams, of wood	3	0	0	3
Hungary	441882	Cross-laminated timber clt or x-lam	2	1	0	3

Lowest-Ranked Product Markets within the Niche Segment

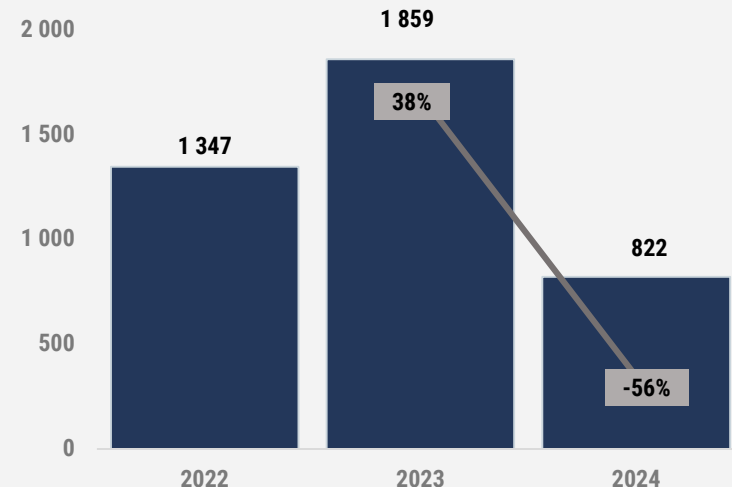
Imports of Engineered structural timber products in Hungary, K\$



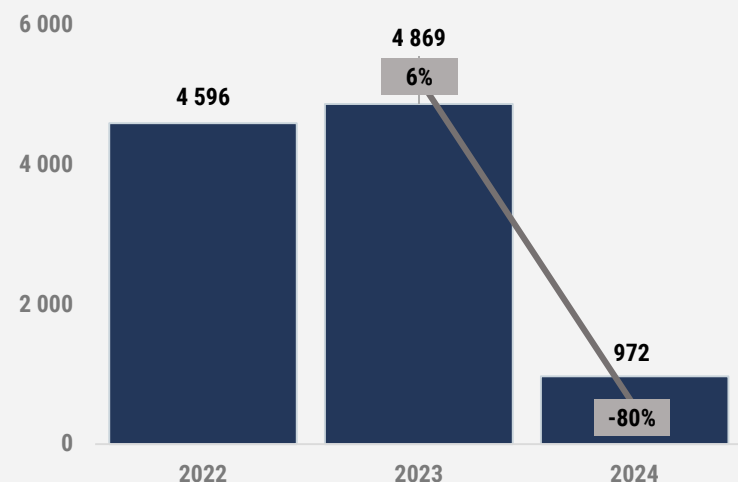
Imports of Windows, french windows, their frames, of tropical wood in Belgium, K\$



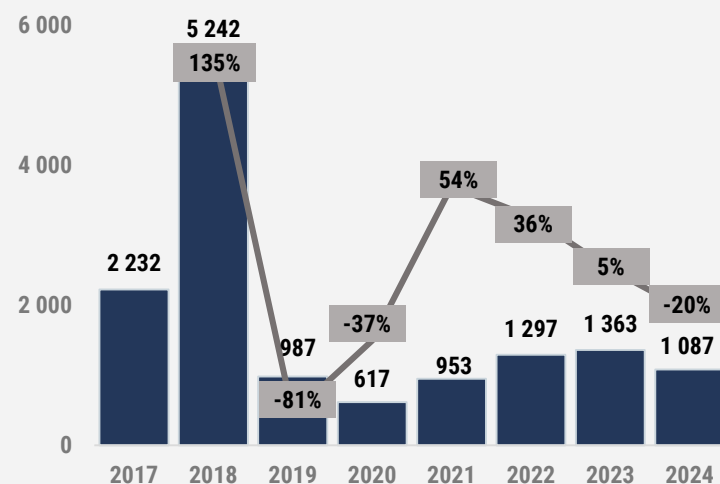
Imports of Windows, french windows, their frames, of tropical wood in Greece, K\$



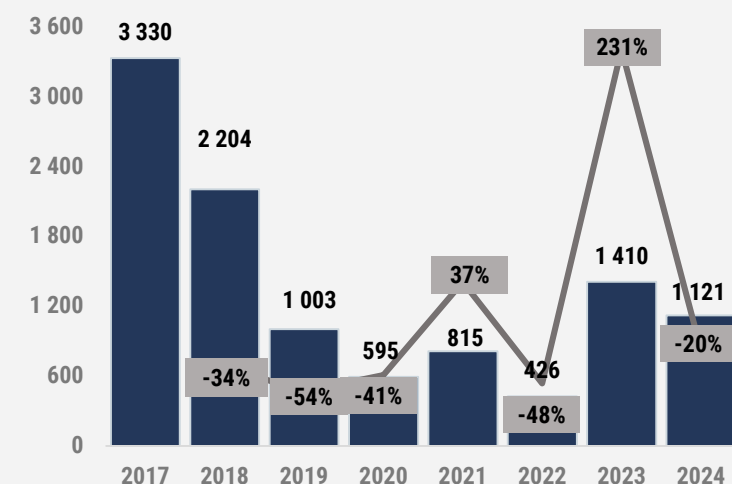
Imports of Engineered structural timber products in Poland, K\$



Imports of Assembled flooring panels of bamboo or with at least the top layer (wear layer) of bamboo in Italy, K\$

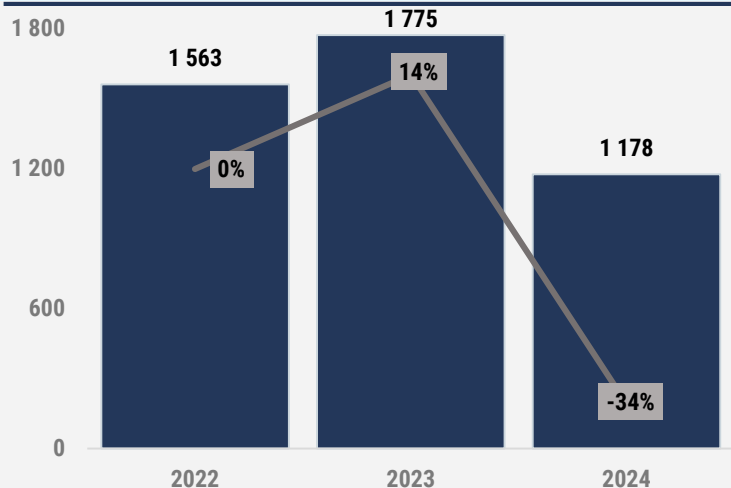


Imports of Assembled flooring panels (of wood, others) in Slovenia, K\$

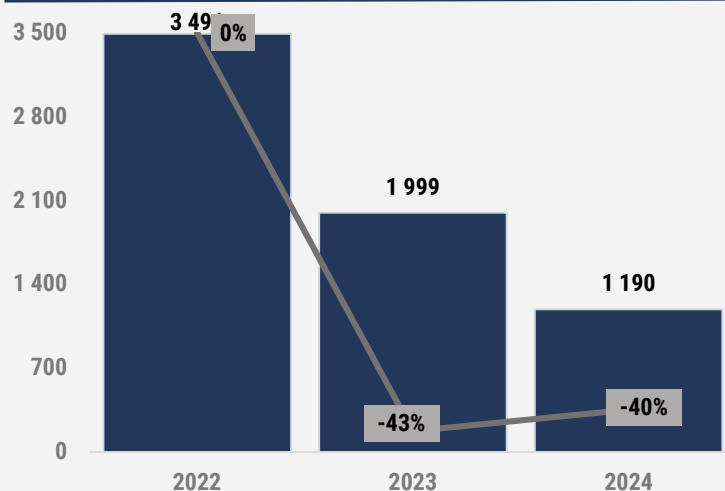


Lowest-Ranked Product Markets within the Niche Segment

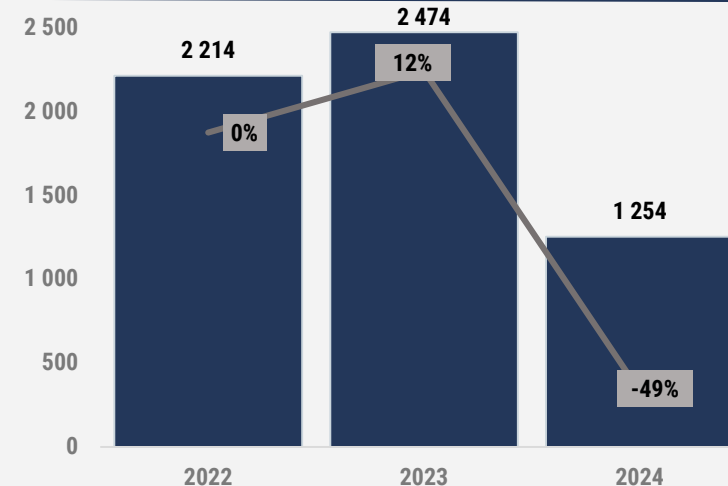
Imports of Posts and beams, of wood in Romania, K\$



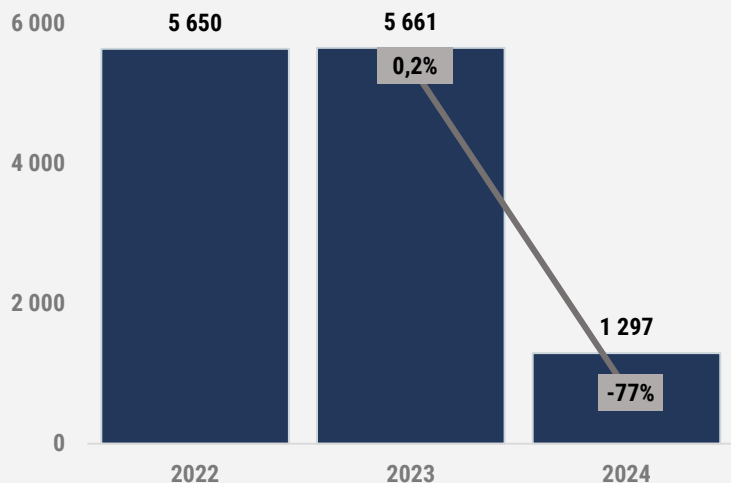
Imports of I beams, of wood in Sweden, K\$



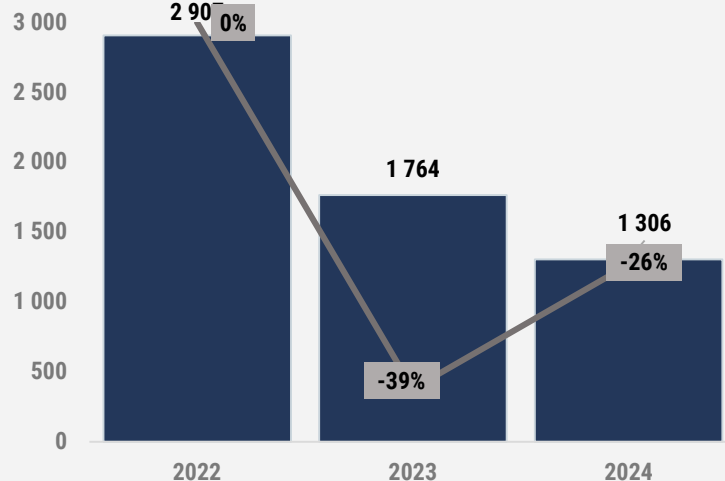
Imports of Engineered structural timber products in Ireland, K\$



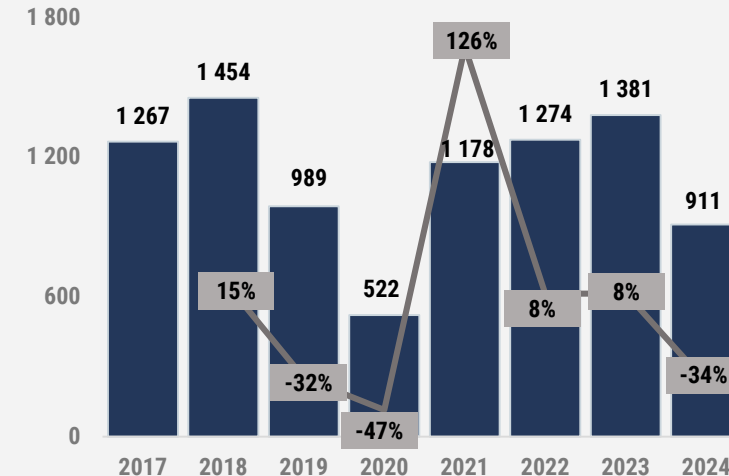
Imports of I beams, of wood in the Netherlands, K\$



Imports of Doors and their frames and thresholds, of tropical wood in Romania, K\$



Imports of Assembled flooring panels of bamboo or with at least the top layer (wear layer) of bamboo in Spain, K\$





5.5

Fastest Growing Product Markets in 2025

Most Growing Product Markets in 2025

Rank by Imports value In 2025	Importing Country	HS Code	Product Description	2024 (Same Period a Year Before) K\$	2025 (Last Reported Period) K\$	Growth Rate 2025, %	Last Reported Period
1	Slovakia	940610	Prefabricated buildings of wood	131	604	363%	1M 2025
2	Germany	441889	Engineered structural timber products	1 743	6 836	292%	2M 2025
3	Slovakia	441881	Glue-laminated timber 'glulam'	174	508	192%	1M 2025
4	Germany	441830	Posts and beams, of wood (excl. products of 441881 to 441889) (44183000)	323	923	186%	2M 2025
5	Denmark	441882	Cross-laminated timber clt or x-lam (44188200)	380	942	148%	2M 2025
6	Croatia	441819	Windows, french windows and their frames, of wood (excl. of tropical wood)	269	635	136%	1M 2025
7	Estonia	441819	Windows, french windows and their frames, of wood (excl. of tropical wood)	240	547	128%	2M 2025
8	Norway	441811	Windows, french windows and their frames, of tropical wood (44181100)	1 034	2 177	111%	3M 2025
9	Germany	441883	I beams, of wood (44188300)	448	936	109%	2M 2025
10	Spain	940161	Seats with wooden frames, upholstered, others	12 399	24 143	94,71%	1M 2025
11	Switzerland	441889	Engineered structural timber products	1 080	2 082	92,76%	3M 2025
12	Estonia	940169	Seats with wooden frames, not upholstered, others	351	676	92,49%	2M 2025
13	Switzerland	441821	Doors and their frames and thresholds, of tropical wood	452	808	79,01%	3M 2025
14	Slovenia	441882	Cross-laminated timber clt or x-lam	442	767	73,32%	1M 2025
15	Estonia	940350	Wooden furniture (except seats) of a kind used in the bedroom	956	1 631	70,62%	2M 2025
16	Czechia	441882	Cross-laminated timber clt or x-lam	297	504	69,62%	2M 2025
17	Estonia	940161	Seats with wooden frames, upholstered, others	1 915	3 179	65,98%	2M 2025
18	Slovakia	940391	Parts of furniture, of wood, n.e.s. (excl. of seats or medical, surgical, dental or veterinary furniture)	2 436	4 005	64,36%	1M 2025
19	Spain	940169	Seats with wooden frames, not upholstered, others	4 843	7 770	60,43%	1M 2025
20	Czechia	441881	Glue-laminated timber 'glulam'	1 457	2 329	59,80%	2M 2025

Based on the analysis, several high-potential “product-markets” have been identified, each demonstrating strong import growth trends and expected to expand further in 2025: 1) **Spanish market of Seats with wooden frames (upholstered, others) in Spain**, in January 2025, imports surged by **94,7%**; 2) **Spanish market of Wooden furniture (others)**, for the same period of 2025, imports grew by **53,90%**; 3) **Slovakia market of Parts of furniture, of wood, n.e.s.**, in January 2025, the import growth was **64,36%**

6

Competitors in Wood Product Markets

6.1

**Leading Product Suppliers:
yearly exports to selected
markets ranging from 400 M\$ to
2.2 B\$**

Wooden Product Suppliers with Exports Value of 400 M\$ - 2.2 B\$

* Suppliers of wooden products to selected markets

Rank by Exports value In 2024	Importing Country	HS Code	Product Description	2017, M\$	2018, M\$	2019, M\$	2020, M\$	2021, M\$	2022, M\$	2023, M\$	2024, M\$	Growth Rate in 2024	8Y CAGR, 2017-2024
1	Poland	940360	Seats with wooden frames, upholstered, others	1 660	1 851	1 881	1 931	2 187	2 134	2 151	2 112	-1,84%	3,05%
2	Poland	940161	Wooden furniture, others	1 783	1 901	1 830	1 880	2 291	2 180	2 097	2 053	-2,09%	1,78%
3	China	940360	Seats with wooden frames, upholstered, others	1 306	1 260	1 292	1 340	2 085	1 855	1 494	1 867	24,94%	4,56%
4	China	940161	Wooden furniture (except seats) of a kind used in the kitchen	1 123	1 170	1 306	1 243	1 774	1 489	1 155	1 436	24,31%	3,12%
5	Germany	940340	Wooden furniture (except seats) of a kind used in the bedroom	852	940	953	1 066	1 334	1 357	1 377	1 356	-1,52%	5,99%
6	Poland	940350	Wooden furniture, others	611	647	744	731	795	786	857	819	-4,40%	3,74%
7	Italy	940360	Wooden furniture (except seats) of a kind used in the bedroom	668	728	686	655	725	816	792	815	2,91%	2,50%
8	China	940350	Parts of furniture, of wood, n.e.s. (excl. of seats or medical, surgical, dental or veterinary furniture)	354	372	427	477	663	611	542	756	39,39%	9,93%
9	Italy	940391	Wooden furniture, others	n/a	n/a	n/a	n/a	n/a	912	861	750	-12,83%	-6,31%
10	Germany	940360	Wooden furniture, others	726	782	750	782	929	958	877	713	-18,67%	-0,22%
11	Lithuania	940360	Glue-laminated timber 'glulam'	379	401	448	460	605	741	686	696	1,57%	7,89%
12	Austria	441881	Parts of furniture, of wood, n.e.s. (excl. of seats or medical, surgical, dental or veterinary furniture)	n/a	n/a	n/a	n/a	n/a	537	464	466	0,50%	-4,58%
13	Poland	940391	Windows, french windows and their frames, of wood	n/a	n/a	n/a	n/a	n/a	476	487	466	-4,45%	-0,71%
14	Poland	441819	Seats with wooden frames, upholstered, others	n/a	n/a	n/a	n/a	n/a	481	498	451	-9,56%	-2,11%
15	Italy	940161	Parts of furniture, of wood, n.e.s. (excl. of seats or medical, surgical, dental or veterinary furniture)	396	425	374	327	413	450	412	399	-3,37%	0,09%

* Use of n/a designation: In 2022, the Harmonized System underwent significant revisions, including the introduction of new commodity items. The "n/a" designation is used for exports values of products that were previously classified under different HS codes before 2022. The CAGR for their exports has been calculated for the period 2022-2024.

Most Growing and Declining Leading Wooden Product Suppliers

In long-term (2017-2024), China significantly increased supplies of **1) Wooden Furniture (used In the bedroom)** and **2) Wooden Furniture (others)** to selected European countries. In short-term (in 2024), China’s exports of these products grew by 40% and 25%, respectively, compared to the previous year.

Suppliers of wooden products with highest short-term growth of exports in 2024

Exporting Country	HS Code	Product Description	Exports in 2024, M\$	Growth Rate in 2024 (\$), %
China	940350	Wooden Furniture used In the bedroom	756	39,39%
China	940360	Wooden furniture, others	1 867	24,94%
China	940161	Seats with wooden frames, upholstered, others	1 436	24,31%
Italy	940360	Wooden furniture, others	815	2,91%
Lithuania	940360	Wooden furniture, others	696	1,57%

Suppliers of wooden products with highest long-term growth of exports

Exporting Country	HS Code	Product Description	Exports in 2024, M\$	8Y CAGR, 2017-2024 (\$), %
China	940350	Wooden furniture used In the bedroom	756	9,93%
Lithuania	940360	Wooden furniture, others	696	7,89%
Germany	940340	Wooden furniture used In kitchen	1 356	5,99%
China	940360	Wooden furniture, others	1 867	4,56%
Poland	940350	Wooden Furniture used In the bedroom	819	3,74%

Suppliers of wooden products with highest short-term decline of exports in 2024

Exporting Country	HS Code	Product Description	Exports in 2024, M\$	Growth Rate in 2024 (\$), %
Germany	940360	Wooden furniture, others	713	-18,67%
Italy	940391	Parts of furniture, of wood, n.e.s.	750	-12,83%
Poland	441819	Windows, french windows and their frames, of wood	451	-9,56%
Poland	940391	Parts of furniture, of wood, n.e.s.	466	-4,45%
Poland	940350	Wooden furniture used In the bedroom	819	-4,40%

Suppliers of wooden products with highest long-term decline of exports

Exporting Country	HS Code	Product Description	Exports in 2024, M\$	8Y CAGR, 2017-2024 (\$), %
Italy	940391	Parts of furniture, of wood, n.e.s.	750	-6,31%
Austria	441881	Glue-laminated timber 'glulam'	466	-4,58%
Poland	441819	Windows, french windows and their frames, of wood	451	-2,11%
Poland	940391	Parts of furniture, of wood, n.e.s.	466	-0,71%
Germany	940360	Wooden furniture, others	713	-0,22%

Product Supplier Scores for Export Potential Estimation

Top-Ranked Product Suppliers within the 1st group

Exporting Country	HS Code	Product Description	Imports in 2024, Scores (1-10)	7Y CAGR 2017-2023, Scores (1-10)	Growth Rate in 2024, Scores (1-10)	Total Quantity of Scores
China	940360	Wooden furniture, others	9	5	8	22
China	940350	Wooden furniture used In the bedroom	2	8	9	19
China	940161	Seats with wooden frames, upholstered, others	6	4	8	18
Poland	940360	Wooden furniture, others	10	4	4	18
Poland	940161	Seats with wooden frames, upholstered, others	10	3	4	17

Lowest-Ranked Product Suppliers within the 1st group

Exporting Country	HS Code	Product Description	Imports in 2024, Scores (1-10)	7Y CAGR 2017-2023, Scores (1-10)	Growth Rate in 2024, Scores (1-10)	Total Quantity of Scores
Italy	940391	Parts of furniture, of wood, n.e.s.	2	0	3	5
Poland	441819	Windows, french windows and their frames, of wood	0	2	4	6
Poland	940391	Parts of furniture, of wood, n.e.s.	0	2	4	6
Austria	441881	Glue-laminated timber 'glulam'	0	1	5	6
Germany	940360	Wooden furniture, others	2	3	2	7

6.2

**Large Product Suppliers: yearly
exports to selected markets
ranging from 50 M\$ to 400 M\$**

Wooden “Product-Markets” with Imports Value of 50 M\$ - 400 M\$

* Suppliers of wooden products to selected markets

Rank by Exports value In 2024	Importing Country	HS Code	Product Description	2017, M\$	2018, M\$	2019, M\$	2020, M\$	2021, M\$	2022, M\$	2023, M\$	2024, M\$	Growth Rate in 2024	8Y CAGR, 2017-2024
16	China	441875	Assembled flooring panels, other, multilayer	258	303	296	292	406	559	302	355	17,48%	4,10%
17	Lithuania	940161	Seats with wooden frames, upholstered, others	220	240	222	238	378	364	343	349	1,79%	5,96%
18	Denmark	441819	Windows, french windows and their frames, of wood	n/a	n/a	n/a	n/a	n/a	346	374	341	-8,63%	-0,39%
19	Viet Nam	940360	Wooden furniture, others	394	416	466	383	472	507	308	328	6,54%	-2,25%
20	Germany	940391	Parts of furniture, of wood, n.e.s.	n/a	n/a	n/a	n/a	n/a	288	321	310	-3,33%	2,54%
21	Italy	940340	Wooden furniture used in the kitchen	213	220	215	223	288	335	321	308	-4,07%	4,71%
22	Germany	940350	Wooden furniture used in the bedroom	295	308	301	319	311	330	336	288	-14,11%	-0,26%
23	Romania	940161	Seats with wooden frames, upholstered, others	285	278	242	241	327	361	349	285	-18,30%	0,02%
24	Sweden	940360	Wooden furniture, others	242	243	229	231	270	300	293	280	-4,41%	1,86%
25	France	940360	Wooden furniture, others	256	308	278	283	333	330	273	276	1,07%	0,93%
26	Poland	940141	Seats, convertible into beds, of wood	n/a	n/a	n/a	n/a	n/a	287	275	275	-0,17%	-1,45%
27	Estonia	940610	Prefabricated buildings of wood	283	311	315	284	343	432	320	265	-17,22%	-0,84%
28	Poland	441829	Doors and their frames and thresholds, of wood	n/a	n/a	n/a	n/a	n/a	223	243	255	5,20%	4,60%
29	Spain	940360	Wooden furniture, others	168	161	150	148	200	231	271	255	-5,92%	5,32%
30	India	940360	wooden furniture, others	165	196	215	213	351	306	211	245	16,23%	5,07%
31	Denmark	940360	wooden furniture, others	213	220	223	249	291	300	275	240	-12,47%	1,55%
32	Lithuania	940350	Wooden furniture used in the bedroom	101	120	140	154	179	190	211	235	11,35%	11,17%
33	China	940169	Seats with wooden frames, not upholstered, others	203	188	207	198	289	290	197	227	15,25%	1,42%
34	Romania	940360	Wooden furniture, others	178	177	176	181	225	238	252	226	-10,47%	3,03%
35	Germany	441819	Windows, french windows and their frames, of wood	n/a	n/a	n/a	n/a	n/a	290	237	220	-7,27%	-8,86%
36	Germany	940161	Seats with wooden frames, upholstered, others	215	222	204	206	240	239	236	214	-9,18%	-0,05%
37	Ukraine	940360	Wooden furniture, others	47	69	86	109	167	168	198	210	6,28%	20,56%
38	Germany	441829	Doors and their frames and thresholds, of wood	n/a	n/a	n/a	n/a	n/a	170	215	205	-4,59%	6,47%
39	China	441990	Tableware and kitchenware, of wood, others	119	117	140	148	225	272	194	203	4,95%	6,94%
40	Türkiye	940360	Wooden furniture, others	73	76	91	105	162	203	199	198	-0,71%	13,24%

Wooden “Product-Markets” with Imports Value of 50 M\$ - 400 M\$

* Suppliers of wooden products to selected markets

Rank by Exports value In 2024	Importing Country	HS Code	Product Description	2017, M\$	2018, M\$	2019, M\$	2020, M\$	2021, M\$	2022, M\$	2023, M\$	2024, M\$	Growth Rate in 2024	8Y CAGR, 2017-2024
41	Germany	441881	Glue-laminated timber 'glulam'	n/a	n/a	n/a	n/a	n/a	167	170	195	14,37%	5,29%
42	Poland	441875	Assembled flooring panels, other, multilayer	232	237	229	236	284	309	208	195	-6,29%	-2,16%
43	Poland	940330	Wooden furniture used in offices	128	162	169	199	222	207	211	193	-8,30%	5,30%
44	Sweden	940391	Parts of furniture, of wood, n.e.s.	n/a	n/a	n/a	n/a	n/a	207	204	179	-12,24%	-4,71%
45	Austria	441882	Cross-laminated timber clt or x-lam	n/a	n/a	n/a	n/a	n/a	129	166	178	7,65%	11,51%
46	Türkiye	940350	Wooden furniture used in the bedroom	60	75	77	98	137	151	167	172	3,11%	14,10%
47	Netherlands	940360	Wooden furniture, others	213	215	183	206	239	203	195	171	-12,45%	-2,75%
48	Lithuania	940340	Wooden furniture used in the kitchen	133	140	149	150	162	184	165	164	-0,32%	2,70%
49	Indonesia	940360	Wooden furniture, others	171	180	191	181	253	269	180	162	-10,09%	-0,69%
50	Denmark	940340	Wooden furniture used in the kitchen	178	196	181	215	293	265	214	160	-25,15%	-1,28%
51	Poland	940340	Wooden furniture used in the kitchen	55	70	73	80	114	129	149	150	0,71%	13,34%
52	Italy	940350	Wooden furniture used in the bedroom	124	142	127	110	138	159	151	146	-3,21%	2,12%
53	Estonia	441829	Doors and their frames and thresholds, of wood	n/a	n/a	n/a	n/a	n/a	150	151	144	-4,49%	-1,37%
54	Belgium	940360	Wooden furniture, others	155	162	157	153	146	168	157	139	-11,90%	-1,40%
55	Austria	441875	Assembled flooring panels, other, multilayer	132	165	145	149	185	191	125	132	6,06%	0,02%
56	Türkiye	940161	Seats with wooden frames, upholstered, others	37	36	42	58	97	120	131	131	0,67%	17,19%
57	Viet Nam	940169	Seats with wooden frames, not upholstered, others	139	138	132	124	181	217	131	131	0,04%	-0,75%
58	Hungary	940161	Seats with wooden frames, upholstered, others	136	123	122	117	137	135	120	130	8,22%	-0,57%
59	Austria	940360	Wooden furniture, others	157	160	155	155	173	174	169	128	-24,38%	-2,56%
60	Indonesia	940169	Seats with wooden frames, not upholstered, others	74	86	100	111	154	181	119	122	2,66%	6,41%
61	Lithuania	441875	Assembled flooring panels, other, multilayer	151	128	123	117	141	145	110	121	10,63%	-2,71%
62	China	441829	Doors and their frames and thresholds, of wood	n/a	n/a	n/a	n/a	n/a	94	102	120	16,87%	8,41%
63	China	940330	Wooden furniture used in offices	54	57	66	93	148	93	89	118	31,82%	10,22%
64	Lithuania	940610	Prefabricated buildings of wood	107	111	122	126	174	204	139	117	-15,74%	1,12%
65	Denmark	940161	Seats with wooden frames, upholstered, others	108	107	100	107	130	112	118	116	-1,39%	0,97%

Wooden “Product-Markets” with Imports Value of 50 M\$ - 400 M\$

* Suppliers of wooden products to selected markets

Rank by Exports value In 2024	Importing Country	HS Code	Product Description	2017, M\$	2018, M\$	2019, M\$	2020, M\$	2021, M\$	2022, M\$	2023, M\$	2024, M\$	Growth Rate in 2024	8Y CAGR, 2017-2024
66	Portugal	940360	Wooden furniture, others	96	108	103	92	111	117	115	113	-2,47%	1,98%
67	Slovakia	940161	Seats with wooden frames, upholstered, others	109	117	111	111	135	122	118	108	-8,61%	-0,13%
68	Lithuania	441819	Windows, french windows and their frames, of wood	n/a	n/a	n/a	n/a	n/a	99	122	107	-12,33%	2,49%
69	Germany	441875	Assembled flooring panels, other, multilayer	86	112	113	117	156	162	112	104	-7,29%	2,47%
70	China	940391	Parts of furniture, of wood, n.e.s.	n/a	n/a	n/a	n/a	n/a	101	98	100	2,53%	-0,07%
71	Bosnia Herzegovina	940161	Seats with wooden frames, upholstered, others	72	82	87	92	104	119	116	100	-13,91%	4,24%
72	Lithuania	940391	Parts of furniture, of wood, n.e.s.	n/a	n/a	n/a	n/a	n/a	121	116	100	-13,51%	-6,09%
73	Portugal	940391	Parts of furniture, of wood, n.e.s.	n/a	n/a	n/a	n/a	n/a	68	85	99	16,85%	13,12%
74	Slovakia	940360	Wooden furniture, others	189	193	150	135	139	160	144	98	-32,00%	-7,93%
75	Romania	940350	Wooden furniture used in the bedroom	79	72	54	81	95	97	107	93	-13,00%	2,19%
76	Sweden	441829	Doors and their frames and thresholds, of wood	n/a	n/a	n/a	n/a	n/a	101	100	90	-9,37%	-3,56%
77	Sweden	940330	Wooden furniture used in offices	101	104	111	95	95	99	99	89	-10,99%	-1,64%
78	Germany	940610	Prefabricated buildings of wood	79	97	84	81	78	68	83	87	4,53%	1,29%
79	Viet Nam	940161	Seats with wooden frames, upholstered, others	60	67	68	75	89	113	72	86	19,02%	4,72%
80	Lithuania	940330	Wooden furniture used in offices	58	71	72	80	73	89	91	86	-5,04%	4,96%
81	Malaysia	940350	Wooden furniture used in the bedroom	74	84	104	91	95	104	76	86	12,85%	1,87%
82	Poland	940169	Seats with wooden frames, not upholstered, others	85	85	79	77	88	82	81	85	4,48%	0,04%
83	Germany	940330	Wooden furniture used in offices	140	155	161	152	162	149	130	85	-34,77%	-6,10%
84	Latvia	940360	Wooden furniture, others	57	54	48	55	74	95	86	82	-4,06%	4,69%
85	Austria	441819	Windows, french windows and their frames, of wood	n/a	n/a	n/a	n/a	n/a	104	99	80	-19,44%	-8,48%
86	Viet Nam	940350	Wooden furniture used in the bedroom	122	124	108	90	101	104	73	80	9,72%	-5,22%
87	Bosnia Herzegovina	940350	Wooden furniture used in the bedroom	54	60	54	63	88	83	87	80	-8,62%	5,03%
88	Romania	940169	Seats with wooden frames, not upholstered, others	58	62	74	86	111	107	94	77	-18,18%	3,70%
89	Portugal	940161	Seats with wooden frames, upholstered, others	43	52	55	43	50	63	67	75	12,62%	7,13%
90	Czechia	940360	Wooden furniture, others	113	105	96	84	92	89	81	75	-7,58%	-4,98%

Wooden “Product-Markets” with Imports Value of 50 M\$ - 400 M\$

* Suppliers of wooden products to selected markets

Rank by Exports value In 2024	Importing Country	HS Code	Product Description	2017, M\$	2018, M\$	2019, M\$	2020, M\$	2021, M\$	2022, M\$	2023, M\$	2024, M\$	Growth Rate in 2024	8Y CAGR, 2017-2024
91	Poland	940610	Prefabricated buildings of wood	83	67	71	80	99	106	83	74	-10,46%	-1,33%
92	Serbia	940360	Wooden furniture, others	42	50	54	54	66	69	68	73	7,61%	7,10%
93	Serbia	940161	Seats with wooden frames, upholstered, others	29	31	28	25	33	44	66	73	10,68%	12,17%
94	Belgium	441819	Windows, french windows and their frames, of wood	n/a	n/a	n/a	n/a	n/a	64	68	72	7,06%	4,28%
95	Hungary	441819	Windows, french windows and their frames, of wood	n/a	n/a	n/a	n/a	n/a	62	79	72	-8,98%	5,09%
96	United Kingdom	940360	Wooden furniture, others	74	82	72	71	64	72	76	70	-7,70%	-0,70%
97	Czechia	940350	Wooden furniture used in the bedroom	53	69	75	72	76	77	62	68	10,23%	3,13%
98	Indonesia	441821	Doors and their frames, of tropical wood	n/a	n/a	n/a	n/a	n/a	59	62	68	8,93%	4,50%
99	Malaysia	940360	Wooden furniture, others	62	63	69	75	81	80	61	67	10,47%	1,03%
100	China	940141	Seats, convertible into beds, of wood	n/a	n/a	n/a	n/a	n/a	52	43	67	56,77%	8,71%
101	Denmark	940350	Wooden furniture (except seats) of a kind used in the bedroom	97	88	93	91	87	67	66	66	-0,71%	-4,74%
102	Belgium	940161	Seats with wooden frames, upholstered, others	76	58	61	67	84	75	73	66	-9,34%	-1,76%
103	Austria	940391	Parts of furniture, of wood, n.e.s.	n/a	n/a	n/a	n/a	n/a	69	61	65	7,39%	-1,75%
104	Italy	940330	Wooden furniture used in offices	87	86	85	71	76	63	60	65	9,20%	-3,51%
105	Hungary	940391	Parts of furniture, of wood, n.e.s.	n/a	n/a	n/a	n/a	n/a	54	67	65	-3,97%	5,88%
106	Austria	940340	Wooden furniture used in the kitchen	55	54	54	61	77	89	93	64	-30,91%	2,09%
107	Ukraine	441875	Assembled flooring panels, other, multilayer	34	58	10	68	93	131	100	64	-35,87%	8,07%
108	Indonesia	441829	Doors and their frames and thresholds, of wood	n/a	n/a	n/a	n/a	n/a	114	53	64	21,26%	-17,45%
109	Netherlands	940161	Seats with wooden frames, upholstered, others	69	81	80	83	102	87	77	64	-16,95%	-0,96%
110	Romania	940141	Seats, convertible into beds, of wood	n/a	n/a	n/a	n/a	n/a	59	48	64	32,83%	2,51%
111	France	940340	Wooden furniture used in the kitchen	57	58	59	55	76	62	63	63	0,45%	1,27%
112	Spain	940391	Parts of furniture, of wood, n.e.s.	n/a	n/a	n/a	n/a	n/a	49	70	62	-11,09%	8,13%
113	Belgium	940350	Wooden furniture used in the bedroom	70	66	67	75	81	82	66	62	-6,03%	-1,54%
114	France	940391	Parts of furniture, of wood, n.e.s.	n/a	n/a	n/a	n/a	n/a	58	59	62	5,19%	2,32%
115	Bulgaria	940360	Wooden furniture, others	29	30	38	50	66	63	59	62	5,26%	9,95%

Wooden “Product-Markets” with Imports Value of 50 M\$ - 400 M\$

* Suppliers of wooden products to selected markets

Rank by Exports value In 2024	Importing Country	HS Code	Product Description	2017, M\$	2018, M\$	2019, M\$	2020, M\$	2021, M\$	2022, M\$	2023, M\$	2024, M\$	Growth Rate in 2024	8Y CAGR, 2017-2024
116	China	940340	Wooden furniture used in the kitchen	46	32	29	35	59	56	49	60	22,95%	3,18%
117	Sweden	940161	Seats with wooden frames, upholstered, others	52	56	61	60	72	75	62	60	-4,19%	1,70%
118	Spain	940161	Seats with wooden frames, upholstered, others	33	33	45	42	61	68	71	59	-15,99%	7,69%
119	Sweden	940610	Prefabricated buildings of wood	58	76	90	78	74	79	72	59	-17,31%	0,16%
120	Bosnia Herzegovina	940360	Wooden furniture, others	53	58	48	52	72	71	64	58	-9,65%	1,15%
121	Sweden	940340	Wooden furniture used in the kitchen	74	74	77	72	98	83	60	58	-4,01%	-2,93%
122	United Kingdom	940610	Prefabricated buildings of wood	4	4	11	12	19	62	36	58	59,68%	40,81%
123	Estonia	940350	Wooden furniture in the bedroom	74	77	69	66	59	57	61	58	-5,30%	-3,05%
124	France	940350	Wooden furniture in the bedroom	78	88	91	81	78	67	57	58	1,81%	-3,70%
125	Romania	940391	Parts of furniture, of wood, n.e.s.	n/a	n/a	n/a	n/a	n/a	65	64	57	-10,48%	-4,31%
126	Ukraine	940161	Seats with wooden frames, upholstered, others	29	33	37	40	55	56	53	55	5,08%	8,16%
127	Ukraine	940350	Wooden furniture used in the bedroom	21	30	37	40	70	50	47	54	16,77%	12,45%
128	Sweden	441875	Assembled flooring panels, other, multilayer	64	76	65	64	78	80	53	53	0,66%	-2,22%
129	Estonia	441819	Windows, french windows and their frames, of wood	n/a	n/a	n/a	n/a	n/a	54	52	52	0,62%	-0,87%
130	Estonia	940360	Wooden furniture, others	87	57	61	54	62	68	58	52	-10,00%	-6,11%
131	Brazil	940350	Wooden furniture used in the bedroom	61	63	62	56	75	66	57	52	-8,81%	-1,87%
132	China	441879	Assembled flooring panels, of wood, others	80	71	71	45	54	54	51	51	0,00%	-5,37%

Most Growing Among Large Product Suppliers

In long-term (2017-2024), the United Kingdom significantly increased exports of **Prefabricated buildings of wood**, China notably expanded shipments of seats (convertible into beds, of wood) to selected European countries. In 2024, UK’s exports of prefabricated buildings grew by over 40.81% compared to the previous year.

Goods with highest short-term growth of imports in 2024

Exporting Country	HS Code	Product Description	Exports in 2024, M\$	Growth Rate in 2024 (\$), %
United Kingdom	940610	Prefabricated buildings of wood	58	59,68%
China	940141	Seats, convertible into beds, of wood	67	56,77%
Romania	940141	Seats, convertible into beds, of wood	64	32,83%
China	940330	Wooden furniture used in offices	118	31,82%
China	940340	Wooden furniture used in the kitchen	60	22,95%
Indonesia	441829	Doors and their frames and thresholds, of wood	64	21,26%
Viet Nam	940161	Seats with wooden frames, upholstered, others	86	19,02%
China	441875	Assembled flooring panels, other, multilayer	355	17,48%
China	441829	Doors and their frames and thresholds, of wood	120	16,87%
Portugal	940391	Parts of furniture, of wood, n.e.s.	99	16,85%
Ukraine	940350	Wooden furniture used in the bedroom	54	16,77%
India	940360	Wooden furniture, others	245	16,23%
China	940169	Seats with wooden frames, not upholstered, others	227	15,25%
Germany	441881	Glue-laminated timber 'glulam'	195	14,37%
Malaysia	940350	Wooden furniture used in the bedroom	86	12,85%
Portugal	940161	Seats with wooden frames, upholstered, others	75	12,62%
Lithuania	940350	Wooden furniture used in the bedroom	235	11,35%
Serbia	940161	Seats with wooden frames, upholstered, others	73	10,68%
Lithuania	441875	Assembled flooring panels, other, multilayer	121	10,63%
Malaysia	940360	Wooden furniture, others	67	10,47%

Goods with highest long-term growth of imports

Exporting Country	HS Code	Product Description	Exports in 2024, M\$	Growth Rate in 2024 (\$), %
United Kingdom	940610	Prefabricated buildings of wood	58	40,81%
Ukraine	940360	Wooden furniture, others	210	20,56%
Türkiye	940161	Seats with wooden frames, upholstered, others	131	17,19%
Türkiye	940350	Wooden furniture used in the bedroom	172	14,10%
Poland	940340	Wooden furniture used in the kitchen	150	13,34%
Türkiye	940360	Wooden furniture, others	198	13,24%
Portugal	940391	Parts of furniture, of wood, n.e.s.	99	13,12%
Ukraine	940350	Wooden furniture in the bedroom	54	12,45%
Serbia	940161	Seats with wooden frames, upholstered, others	73	12,17%
Austria	441882	Cross-laminated timber clt or x-lam	178	11,51%
Lithuania	940350	Wooden furniture used in the bedroom	235	11,17%
China	940330	Wooden furniture used in offices	118	10,22%
Bulgaria	940360	Wooden furniture, others	62	9,95%
China	940141	Seats, convertible into beds, of wood	67	8,71%
China	441829	Doors and their frames, of wood	120	8,41%
Ukraine	940161	Seats with wooden frames, upholstered, others	55	8,16%
Spain	940391	Parts of furniture, of wood, n.e.s.	62	8,13%
Ukraine	441875	Assembled flooring panels, other, multilayer	64	8,07%
Spain	940161	Seats with wooden frames, upholstered, others	59	7,69%
Portugal	940161	Seats with wooden frames, upholstered, others	75	7,13%

Most Growing within Niche Product Markets

1) Indonesia’s shipments of doors and their frames, 2) Germany’s exports of wood windows, 3) Austria’s supplies of wood windows and 4) Slovakia’s exports of wooden furniture (others) to selected European markets are characterized by the most significant long-term decline in export value (2017-2024). In the short-term among them, exports of wooden furniture (others) from Slovakia showed a decline in 2024, decreasing by almost 8% compared to the previous year.

Goods with highest short-term growth of imports in 2024

Exporting Country	HS Code	Product Description	Exports in 2024, M\$	Growth Rate in 2024 (\$), %
Ukraine	441875	Assembled flooring panels, other, multilayer	64	-35,87%
Germany	940330	Wooden furniture used in offices	85	-34,77%
Slovakia	940360	Wooden furniture, others	98	-32,00%
Austria	940340	Wooden furniture used in the kitchen	64	-30,91%
Denmark	940340	Wooden furniture used in the kitchen	160	-25,15%
Austria	940360	Wooden furniture, others	128	-24,38%
Austria	441819	Windows, french windows and their frames, of wood	80	-19,44%
Romania	940161	Seats with wooden frames, upholstered, others	285	-18,30%
Romania	940169	Seats with wooden frames, not upholstered, others	77	-18,18%
Sweden	940610	Prefabricated buildings of wood	59	-17,31%
Estonia	940610	Prefabricated buildings of wood	265	-17,22%
Netherlands	940161	Seats with wooden frames, upholstered, others	64	-16,95%
Spain	940161	Seats with wooden frames, upholstered, others	59	-15,99%
Lithuania	940610	Prefabricated buildings of wood	117	-15,74%
Germany	940350	Wooden furniture used in the bedroom	288	-14,11%
Bosnia Herzegovina	940161	Seats with wooden frames, upholstered, others	100	-13,91%
Lithuania	940391	Parts of furniture, of wood, n.e.s.	100	-13,51%
Romania	940350	Wooden furniture used in the bedroom	93	-13,00%
Denmark	940360	Wooden furniture, others	240	-12,47%
Netherlands	940360	Wooden furniture, others	171	-12,45%

Goods with highest long-term growth of imports

Exporting Country	HS Code	Product Description	Exports in 2024, M\$	8Y CAGR, 2017-2024 (\$), %
Indonesia	441829	Doors and their frames, of wood	64	-17,45%
Germany	441819	Windows, french windows and their frames, of wood	220	-8,86%
Austria	441819	Windows, french windows and their frames, of wood	80	-8,48%
Slovakia	940360	Wooden furniture, others	98	-7,93%
Estonia	940360	Wooden furniture, others	52	-6,11%
Germany	940330	Wooden furniture used in offices	85	-6,10%
Lithuania	940391	Parts of furniture, of wood, n.e.s.	100	-6,09%
China	441879	Assembled flooring panels, of wood, others	51	-5,37%
Viet Nam	940350	Wooden furniture used in the bedroom	80	-5,22%
Czechia	940360	Wooden furniture, others	75	-4,98%
Denmark	940350	Wooden furniture used in the bedroom	66	-4,74%
Sweden	940391	Parts of furniture, of wood, n.e.s.	179	-4,71%
Romania	940391	Parts of furniture, of wood, n.e.s.	57	-4,31%
France	940350	Wooden furniture used in the bedroom	58	-3,70%
Sweden	441829	Doors and their frames, of wood	90	-3,56%
Italy	940330	Wooden furniture used in offices	65	-3,51%
Estonia	940350	Wooden furniture used in the bedroom	58	-3,05%
Sweden	940340	Wooden furniture used in the kitchen	58	-2,93%
Netherlands	940360	Wooden furniture, others	171	-2,75%
Lithuania	441875	Assembled flooring panels, other, multilayer	121	-2,71%

Product Supplier Scores for Export Potential Estimation

Top-Ranked Product Suppliers within the 2nd group

Exporting Country	HS Code	Product Description	Imports in 2024, Scores (1-10)	7Y CAGR 2017-2023, Scores (1-10)	Growth Rate in 2024, Scores (1-10)	Total Quantity of Scores
Lithuania	940161	Seats with wooden frames, upholstered, others	10	5	5	20
United Kingdom	940610	Prefabricated buildings of wood	0	9	10	19
China	441875	Assembled flooring panels, other, multilayer	10	2	7	19
Ukraine	940360	Wooden furniture, others	5	7	6	18
Lithuania	940350	Wooden furniture (except seats) of a kind used in the bedroom	6	6	6	18
Viet Nam	940360	Wooden furniture, others	9	2	6	17
China	940330	Wooden furniture (except seats) of a kind used in offices	2	6	8	16
Austria	441882	Cross-laminated timber clt or x-lam (44188200)	4	6	6	16
China	441990	Tableware and kitchenware, of wood, others	5	5	6	16
Türkiye	940350	Wooden furniture (except seats) of a kind used in the bedroom	4	6	6	16
Türkiye	940360	Wooden furniture, others	5	6	5	16
China	940141	Seats, convertible into beds, of wood	1	5	10	16
India	940360	Wooden furniture, others	6	2	7	15
China	940169	Seats with wooden frames, not upholstered, others	6	2	7	15
Poland	441829	Doors and their frames and thresholds, of wood	7	2	6	15
Portugal	940391	Parts of furniture, of wood, n.e.s.	2	6	7	15
France	940360	Wooden furniture, others	7	2	5	14
Poland	940141	Seats, convertible into beds, of wood	7	2	5	14
China	441829	Doors and their frames and thresholds, of wood	2	5	7	14
Poland	940340	Wooden furniture (except seats) of a kind used in the kitchen	3	6	5	14

Product Supplier Scores for Export Potential Estimation

Lowest-Ranked Product Suppliers within the 2nd group

Exporting Country	HS Code	Product Description	Imports in 2024, Scores (1-10)	7Y CAGR 2017-2023, Scores (1-10)	Growth Rate in 2024, Scores (1-10)	Total Quantity of Scores
Germany	940330	Wooden furniture (except seats) of a kind used in offices	1	1	0	2
Austria	940340	Wooden furniture (except seats) of a kind used in the kitchen	0	2	0	2
Slovakia	940360	Wooden furniture, others	2	1	0	3
Austria	441819	Windows, french windows and their frames, of wood (excl. of tropical wood)	1	1	1	3
Estonia	940360	Wooden furniture, others	0	1	2	3
Romania	940391	Parts of furniture, of wood, n.e.s.	0	1	2	3
Brazil	940350	Wooden furniture (except seats) of a kind used in the bedroom	0	2	2	4
Bosnia Herzegovina	940360	Wooden furniture, others	0	2	2	4
Sweden	940610	Prefabricated buildings of wood	0	2	2	4
Sweden	441829	Doors and their frames and thresholds, of wood (excl. of tropical wood)	1	1	2	4
Netherlands	940161	Seats with wooden frames, upholstered, others	0	2	2	4
Belgium	940161	Seats with wooden frames, upholstered, others	0	2	2	4
United Kingdom	940360	Wooden furniture, others	1	2	2	5
Lithuania	940391	Parts of furniture, of wood, n.e.s.	2	1	2	5
Hungary	441819	Windows, french windows and their frames, of wood (excl. of tropical wood)	1	2	2	5
Poland	940610	Prefabricated buildings of wood	1	2	2	5
Czechia	940360	Wooden furniture, others	1	1	3	5
Romania	940169	Seats with wooden frames, not upholstered, others	1	2	2	5
Bosnia Herzegovina	940350	Wooden furniture (except seats) of a kind used in the bedroom	1	2	2	5
Estonia	940350	Wooden furniture (except seats) of a kind used in the bedroom	0	2	3	5

7

Conclusions

Most Promising Product Markets of Wooden Goods across Various Groups

Among Largest Product-Markets:

Importing Country	HS Code	Product Description	Imports Value in 2017, M\$	Imports Value in 2018, M\$	Imports Value in 2019, M\$	Imports Value in 2020, M\$	Imports Value in 2021, M\$	Imports Value in 2022, M\$	Imports Value in 2023, M\$	Imports Value in 2024, M\$	Growth Rate in 2024 (\$), %	8Y CAGR 2017-2024 (\$),%
United Kingdom	940161	Seats with wooden frames, upholstered, others	985	1 021	1 079	949	1 365	1 516	1 259	1 348	7,10%	4,00%
Germany	940360	Wooden furniture, others	2 036	2 109	2 131	2 262	2 669	2 368	2 224	2 262	1,71%	1,33%
Spain	940360	Wooden furniture, others	424	472	469	479	659	694	635	687	8,27%	6,23%
United Kingdom	940360	Wooden furniture, others	1 821	1 913	1 917	1 692	2 165	2 120	1 633	1 727	5,75%	-0,66%
United Kingdom	940350	Wooden furniture (except seats) of a kind used In the bedroom	668	656	702	656	806	829	691	735	6,30%	1,19%
Germany	940350	Wooden furniture (except seats) used In the bedroom	740	743	845	926	1 048	942	967	972	0,51%	3,46%
Germany	940161	Seats with wooden frames, upholstered, others	1 701	1 731	1 687	1 762	2 184	1 939	1 779	1 700	-4,43%	-0,001%
Netherlands	940340	Wooden furniture (except Seats) used In the kitchen	374	449	469	571	724	627	618	590	-4,56%	5,87%

Among Large Product-Markets:

Importing Country	HS Code	Product Description	Imports Value in 2017, M\$	Imports Value in 2018, M\$	Imports Value in 2019, M\$	Imports Value in 2020, M\$	Imports Value in 2021, M\$	Imports Value in 2022, M\$	Imports Value in 2023, M\$	Imports Value in 2024, M\$	Growth Rate in 2024 (\$), %	8Y CAGR 2017-2024 (\$),%
Ireland	940610	Prefabricated buildings of wood	1	4	10	12	24	35	35	56	58,66%	63,52%
Czechia	940360	Wooden furniture, others	160	189	201	285	426	414	408	375	-8,18%	11,26%
United Kingdom	940340	Wooden furniture (except seats) of a kind used in the kitchen	169	143	139	141	231	359	359	338	-5,74%	9,03%
Belgium	940360	Wooden furniture, others	327	342	319	326	424	412	354	374	5,71%	1,72%
Romania	940350	Wooden furniture (except seats) of a kind used in the bedroom	40	53	61	77	98	98	105	120	14,74%	14,79%
Spain	940161	Seats with wooden frames, upholstered, others	140	160	146	138	203	177	169	225	33,09%	6,08%
Italy	940360	Wooden furniture, others	384	393	381	337	451	482	506	465	-8,20%	2,43%
Germany	441875	Assembled flooring panels, other, multilayer	349	358	371	383	480	554	298	336	12,77%	-0,46%

Most Promising Product Markets of Wooden Goods across Various Groups

Among Emerging Product-Markets:

Importing Country	HS Code	Product Description	Imports Value in 2017, M\$	Imports Value in 2018, M\$	Imports Value in 2019, M\$	Imports Value in 2020, M\$	Imports Value in 2021, M\$	Imports Value in 2022, M\$	Imports Value in 2023, M\$	Imports Value in 2024, M\$	Growth Rate in 2024 (\$), %	8Y CAGR 2017-2024 (\$),%
Greece	940330	Wooden furniture (except seats) of a kind used in offices	7	10	9	9	14	18	30	46	53,10%	26,89%
Italy	441882	Cross-laminated timber clt or x-lam						29	30	43	41,04%	14,36%
Romania	940340	Wooden furniture (except seats) of a kind used in the kitchen	16	25	26	30	36	40	42	47	11,59%	13,92%
Ireland	441829	Doors and their frames and thresholds, of wood						24	31	41	33,58%	19,65%
Portugal	940340	Wooden furniture (except seats) of a kind used in the kitchen	26	34	38	43	38	46	47	49	5,98%	8,38%
Iceland	940610	Prefabricated buildings of wood	10	21	9	15	18	37	40	40	0,25%	18,57%
Romania	940391	Parts of furniture, of wood, n.e.s.						39	41	48	17,63%	7,05%
Ireland	940340	Wooden furniture (except seats) of a kind used in the kitchen	14	17	17	20	25	38	43	42	-3,03%	15,05%

Among Niche Product-Markets:

Importing Country	HS Code	Product Description	Imports Value in 2017, M\$	Imports Value in 2018, M\$	Imports Value in 2019, M\$	Imports Value in 2020, M\$	Imports Value in 2021, M\$	Imports Value in 2022, M\$	Imports Value in 2023, M\$	Imports Value in 2024, M\$	Growth Rate in 2024 (\$), %	8Y CAGR 2017-2024 (\$),%
Sweden	441821	Doors and their frames and thresholds, of tropical wood						3,18	2,54	4,96	95,73%	16,05%
Ireland	441881	Glue-laminated timber 'glulam'						3,38	2,59	4,87	88,51%	12,93%
Serbia	441819	Windows, french windows and their frames, of wood						3,38	4,62	4,46	-3,46%	9,68%
Finland	441882	Cross-laminated timber clt or x-lam						1,37	1,44	4,42	205,79%	47,69%
Portugal	441850	Shingles and shakes, of wood	0,16	0,07	0,03	0,02	0,14	0,42	0,01	1,81	12443%	35,56%
Slovakia	441990	Tableware and kitchenware, of wood, others	2,00	2,30	2,01	2,24	3,09	3,47	3,71	3,88	4,75%	8,65%
Denmark	441882	Cross-laminated timber clt or x-lam						0,61	4,13	3,44	-16,79%	77,98%
Croatia	441990	Tableware and kitchenware, of wood, others	1,52	1,93	2,02	2,27	3,32	3,96	3,83	3,77	-1,64%	11,98%

Most Promising Wooden Product Suppliers across Various Groups

Among Leading Product Suppliers:

Exporting Country	HS Code	Product Description	Exports Value in 2024, M\$	Growth Rate in 2024 (\$), %	8Y CAGR 2017-2024 (\$),%
China	940360	Wooden furniture, others	1 867	24,94%	4,56%
China	940350	Wooden furniture used In the bedroom	756	39,39%	9,93%
China	940161	Seats with wooden frames, upholstered, others	1 436	24,31%	3,12%
Poland	940360	Wooden furniture, others	2 112	-1,84%	3,05%
Poland	940161	Seats with wooden frames, upholstered, others	2 053	-2,09%	1,78%
Germany	940340	Wooden furniture used In the kitchen	1 356	-1,52%	5,99%

Among Large Product Suppliers:

Exporting Country	HS Code	Product Description	Exports Value in 2024, M\$	Growth Rate in 2024 (\$), %	8Y CAGR 2017-2024 (\$),%
Lithuania	940161	Seats with wooden frames, upholstered, others	349	1,79%	5,96%
United Kingdom	940610	Prefabricated buildings of wood	58	59,68%	40,81%
China	441875	Assembled flooring panels, other, multilayer	355	17,48%	4,10%
Ukraine	940360	Wooden furniture, others	210	6,28%	20,56%
Lithuania	940350	Wooden furniture (except seats) of a kind used in the bedroom	235	11,35%	11,17%
Viet Nam	940360	Wooden furniture, others	328	6,54%	-2,25%
China	940330	Wooden furniture (except seats) of a kind used in offices	118	31,82%	10,22%
Austria	441882	Cross-laminated timber clt or x-lam (44188200)	178	7,65%	11,51%
China	441990	Tableware and kitchenware, of wood, others	203	4,95%	6,94%
Türkiye	940350	Wooden furniture (except seats) of a kind used in the bedroom	172	3,11%	14,10%

8

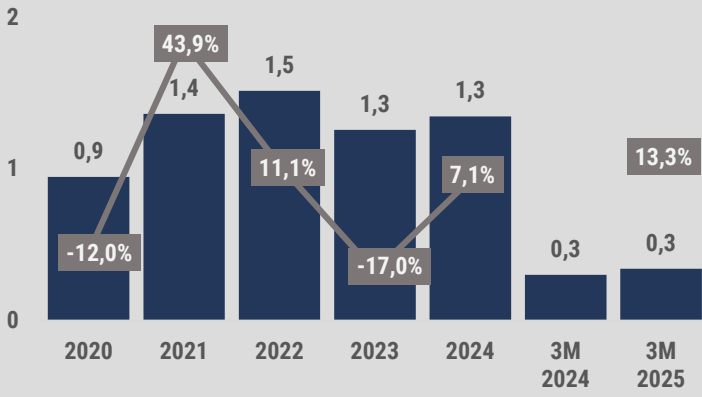
Annex

8.1

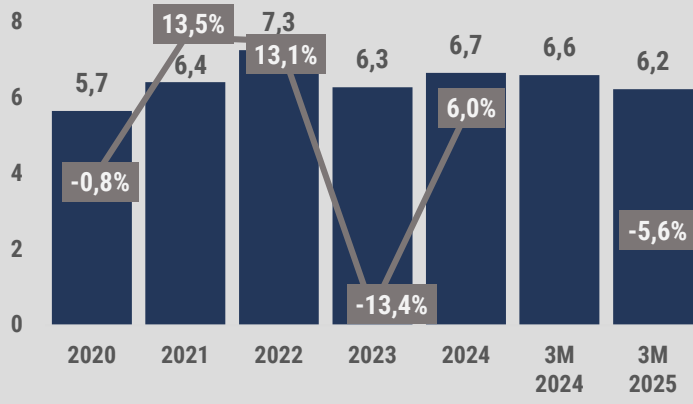
Most Promising Largest Product Markets: current developments

Upholstered Wooden Seat Market in the United Kingdom (HS Code: 940161)

Imports Value, B\$



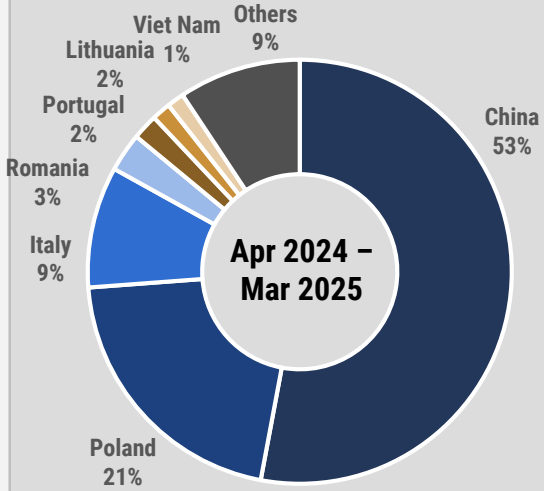
Average imports price, \$ / kg



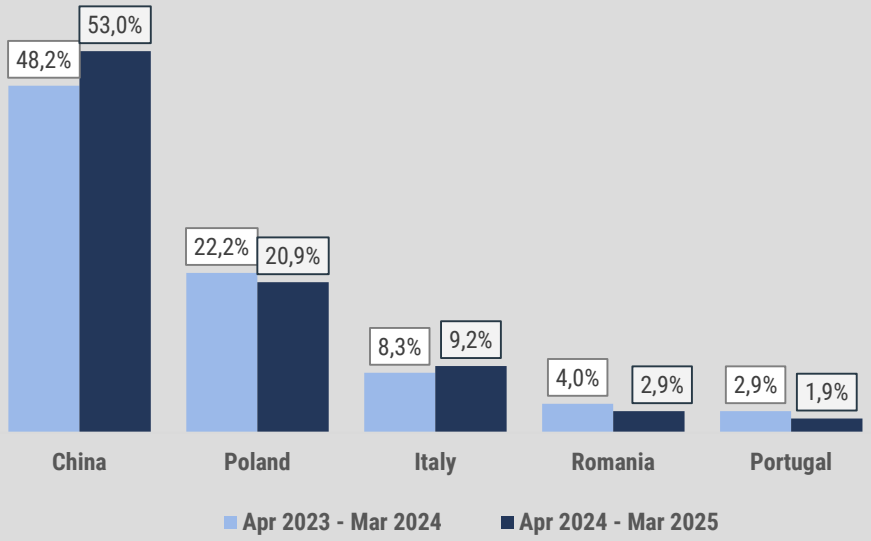
Rank by Exports value In LTM Period	Supplier	Average Imports Price, \$ / kg in LTM Period
1	China	5.50
2	Poland	6.50
3	Italy	13.90
4	Romania	7.39
5	Portugal	16.44

Last Twelve Months (LTM period): April 2024 – March 2025

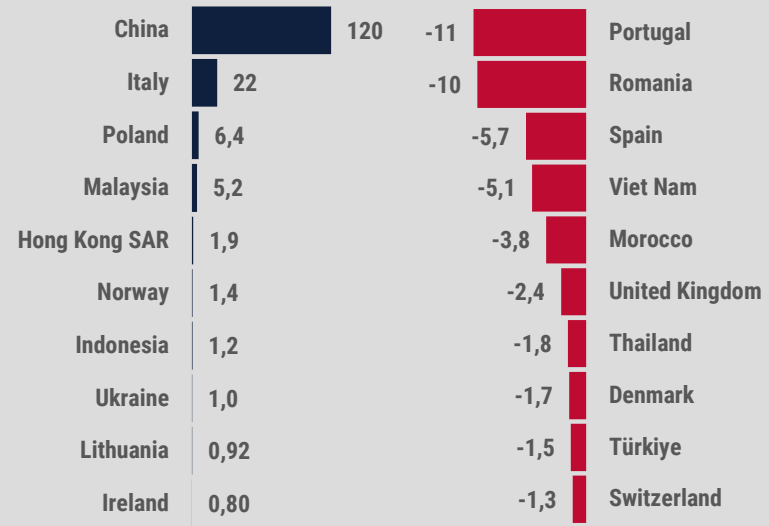
Largest Suppliers, \$



Shares of 5 Main Suppliers in the Wooden Seat Market (\$), %



Suppliers, with the Highest Increase and Decrease (M\$), for Apr 2024- Mar 2025 compared to the same period a year before



Upholstered Wooden Seat Market in the United Kingdom (HS Code: 940161)

Figure 5. United Kingdom's Market Size of Seats with wooden frames, upholstered in K tons (left axis), Growth Rates in % (right axis)

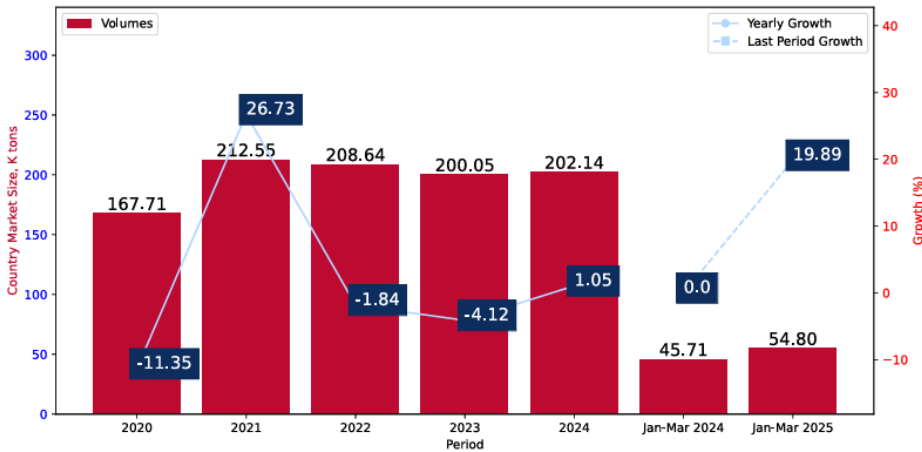


Figure 6. United Kingdom's Proxy Price Level on Imports, K US \$ per 1 ton (left axis), Growth Rates in % (right axis)

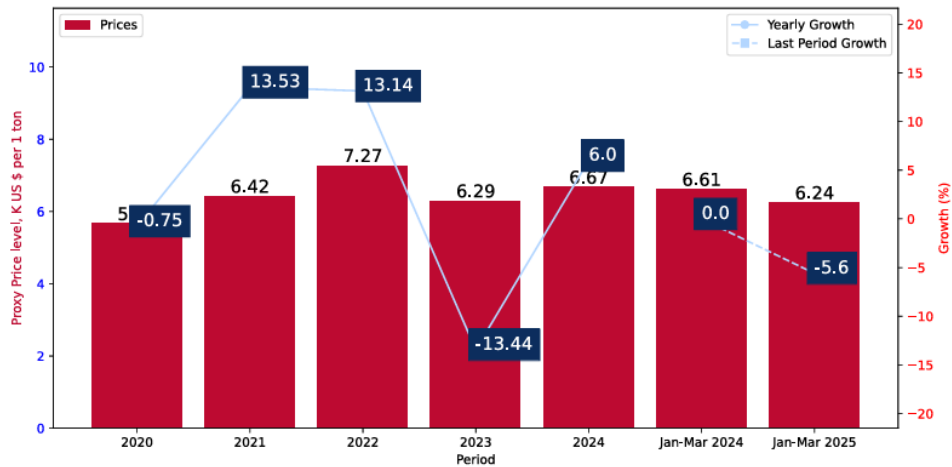
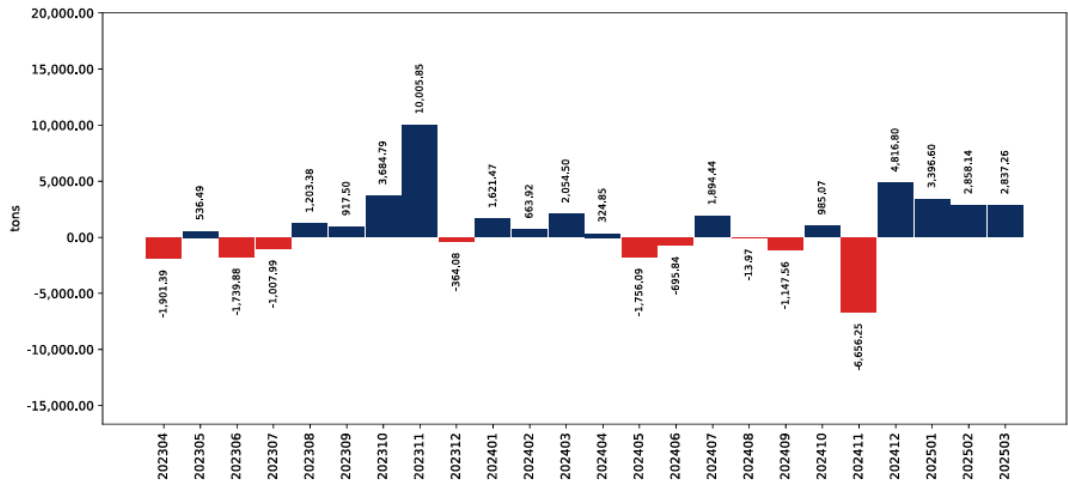
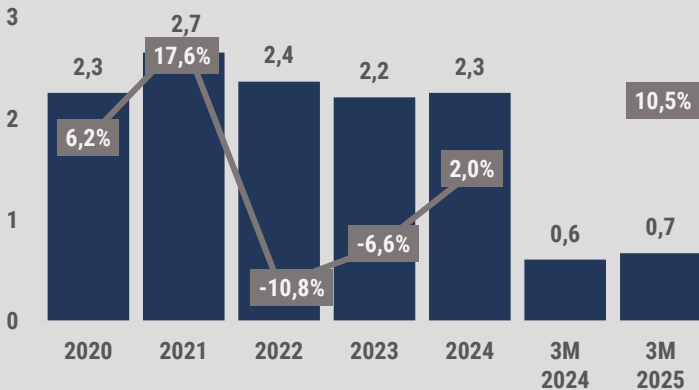


Figure 10. Y-o-Y Monthly Level Change of Imports of United Kingdom, tons

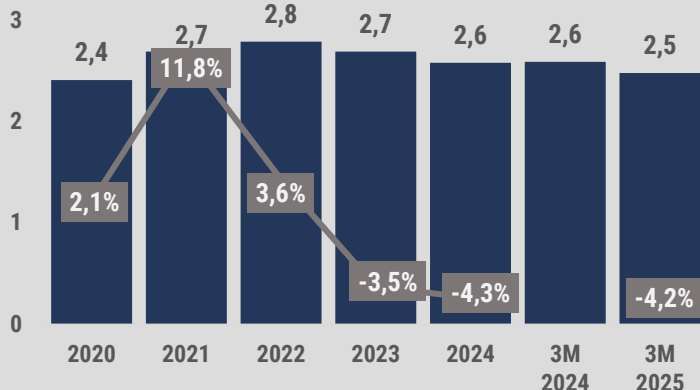


Wooden Furniture (Others) Market in Germany (HS Code: 940360)

Imports Value, B\$



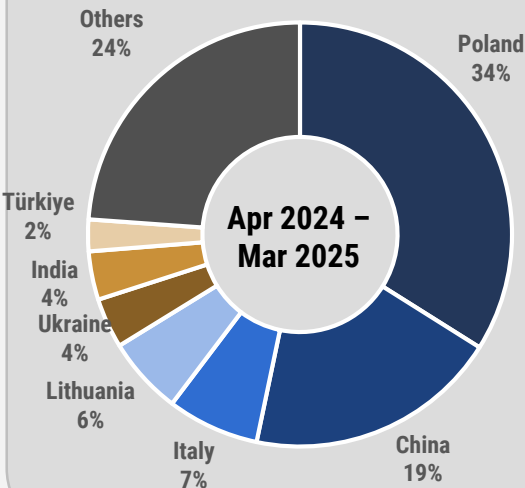
Average imports price, \$ / kg



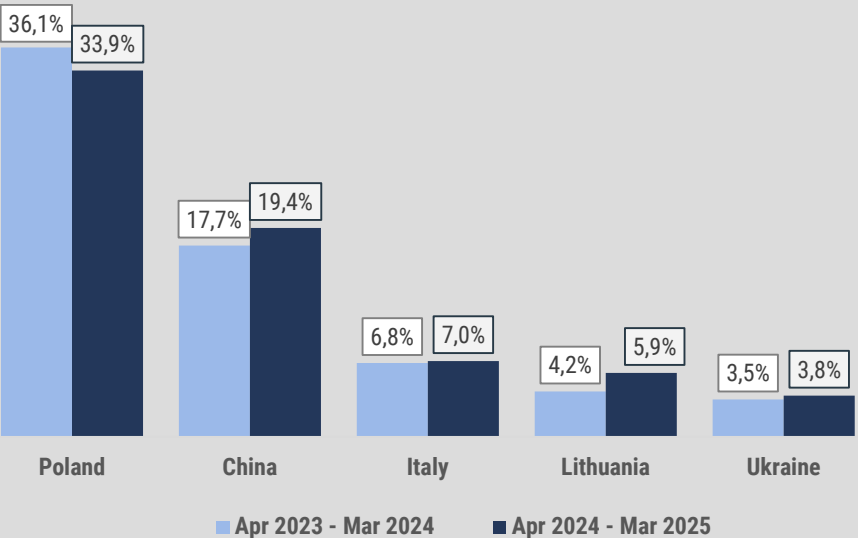
Rank by Exports value In LTM Period	Supplier	Average Imports Price, \$ / kg in LTM Period
1	Poland	2.31
2	China	2.33
3	Italy	2.29
4	Lithuania	1.87
5	Ukraine	1.77

Last Twelve Months (LTM period): April 2024 – March 2025

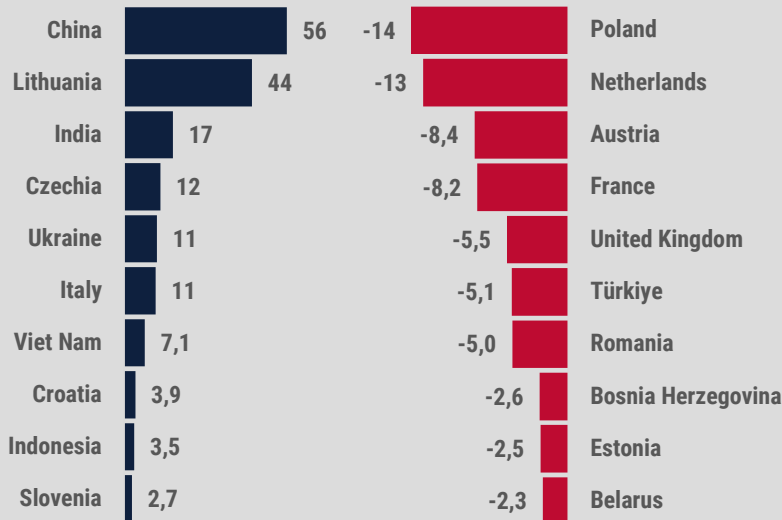
Largest Suppliers, \$



Shares of 5 Main Suppliers in the Wooden Furniture (others) Market (\$) , %

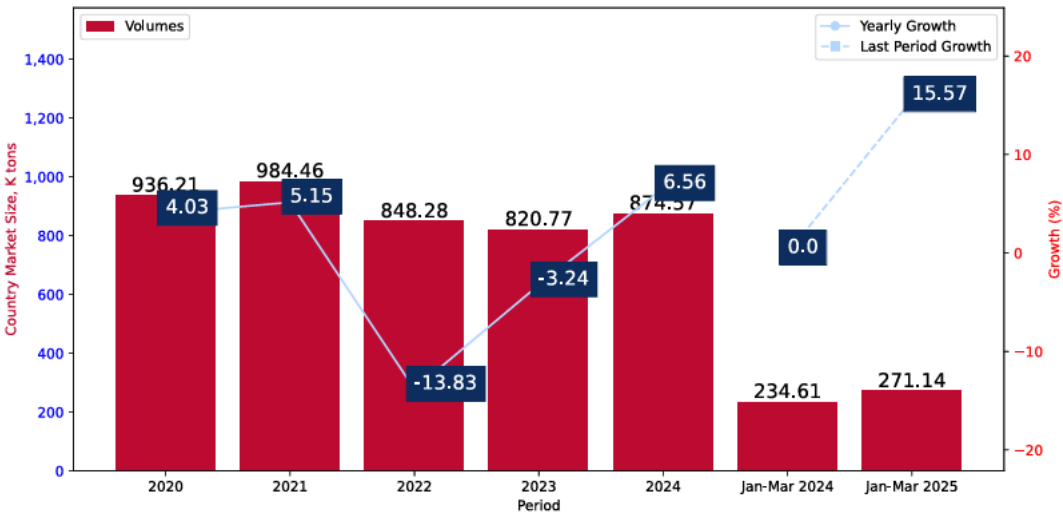


Suppliers, with the Highest Increase and Decrease (M\$), for Apr 2024 - Mar 2025 compared to the same period a year before



Wooden Furniture (Others) Market in Germany (HS Code: 940360)

Germany's Market Size of Other wooden furniture in K tons (left axis), Growth Rates in % (right axis)



Germany's Proxy Price Level on Imports, K US\$ per 1 ton (left axis), Growth Rates in % (right axis)

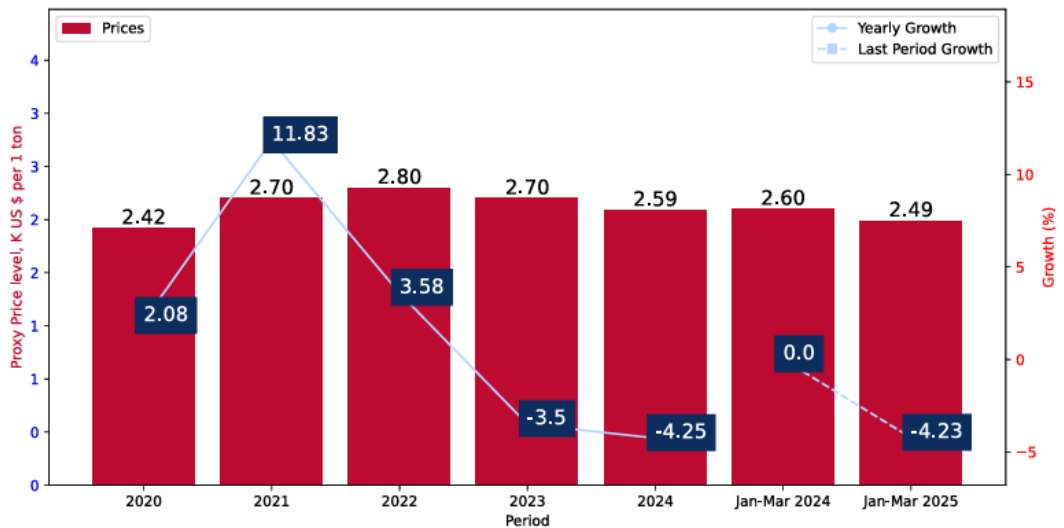
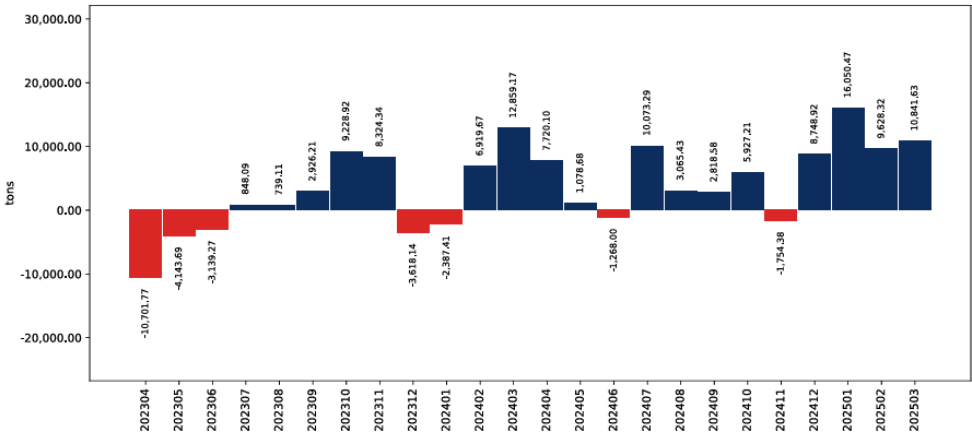
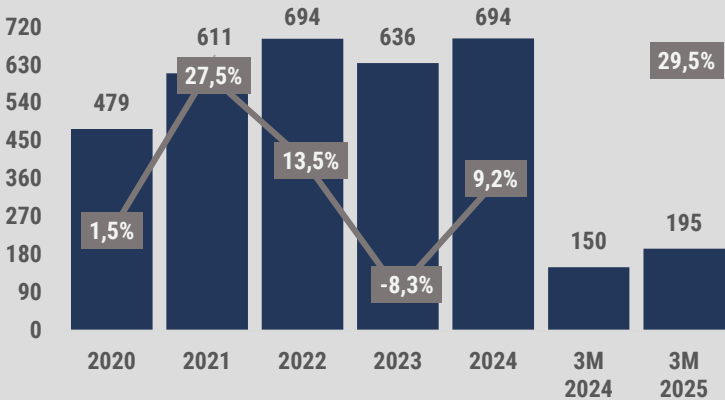


Figure 10. Y-o-Y Monthly Level Change of Imports of Germany, tons

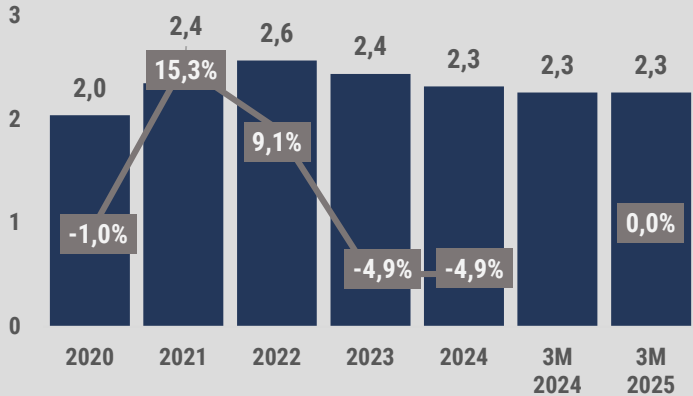


Wooden Furniture (Others) Market in Spain (HS Code: 940360)

Imports Value, M\$



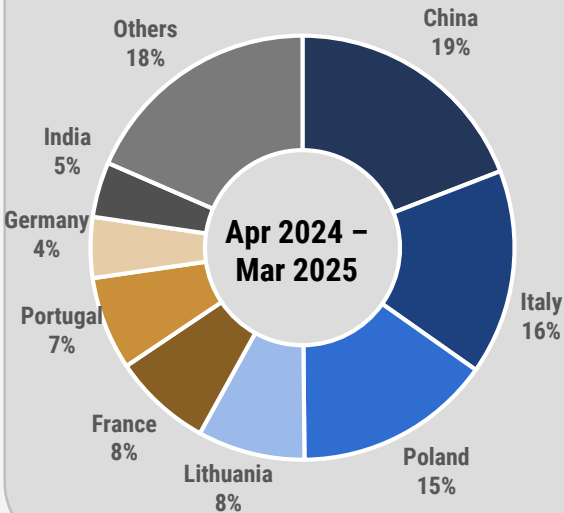
Average imports price, \$ / kg



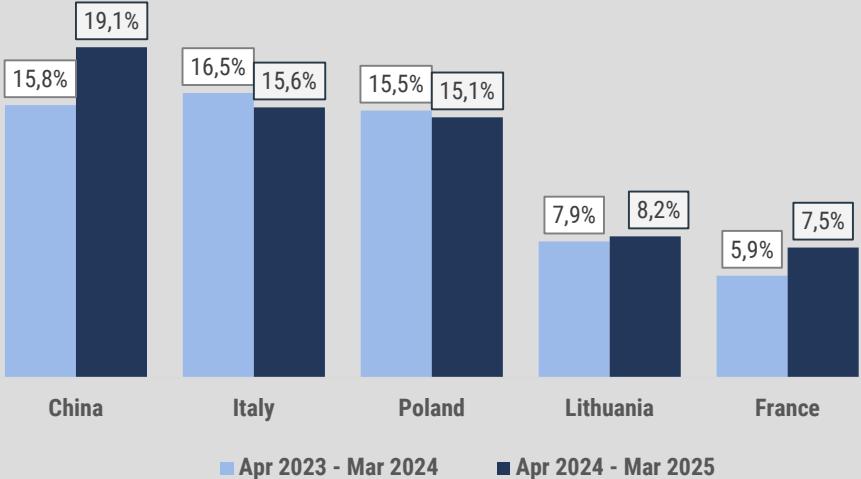
Rank by Exports value In LTM Period	Supplier	Average Imports Price, \$ / kg in LTM Period
1	China	2.54
2	Italy	1.88
3	Poland	2.00
4	Lithuania	1.65
5	France	3.71

Last Twelve Months (LTM period): April 2024 – March 2025

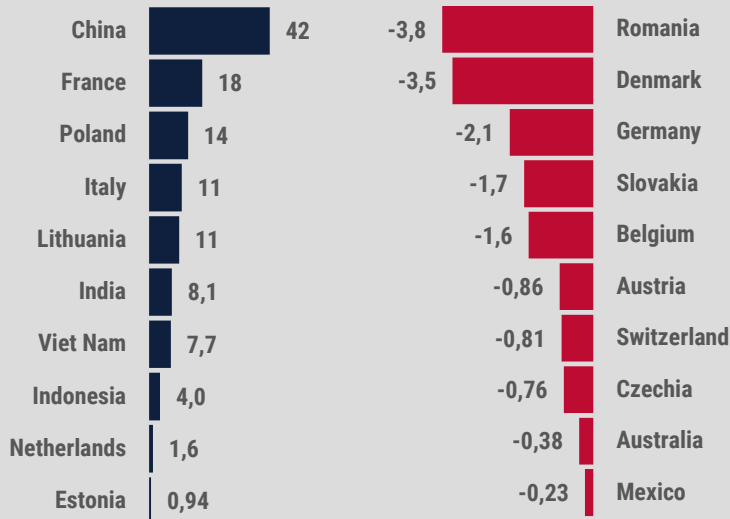
Largest Suppliers, \$



Shares of 5 Main Suppliers in the Wooden Furniture (others) Market (\$), %

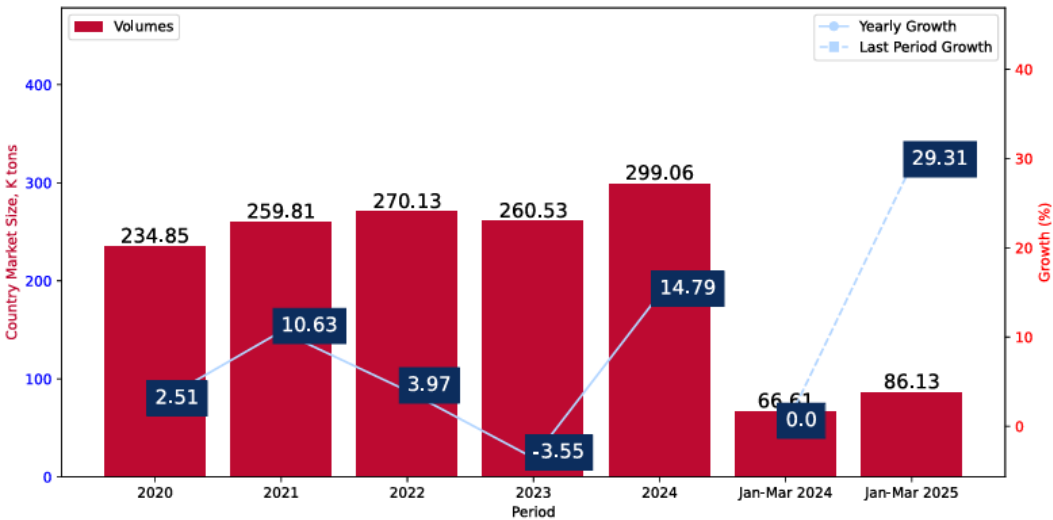


Suppliers, with the Highest Increase and Decrease (M\$), for Apr 2024-Mar 2025 compared to the same period a year before



Wooden Furniture (Others) Market in Spain (HS Code: 940360)

Spain's Market Size of Other wooden furniture in K tons (left axis), Growth Rates in % (right axis)



Spain's Proxy Price Level on Imports, K US\$ per 1 ton (left axis), Growth Rates in % (right axis)

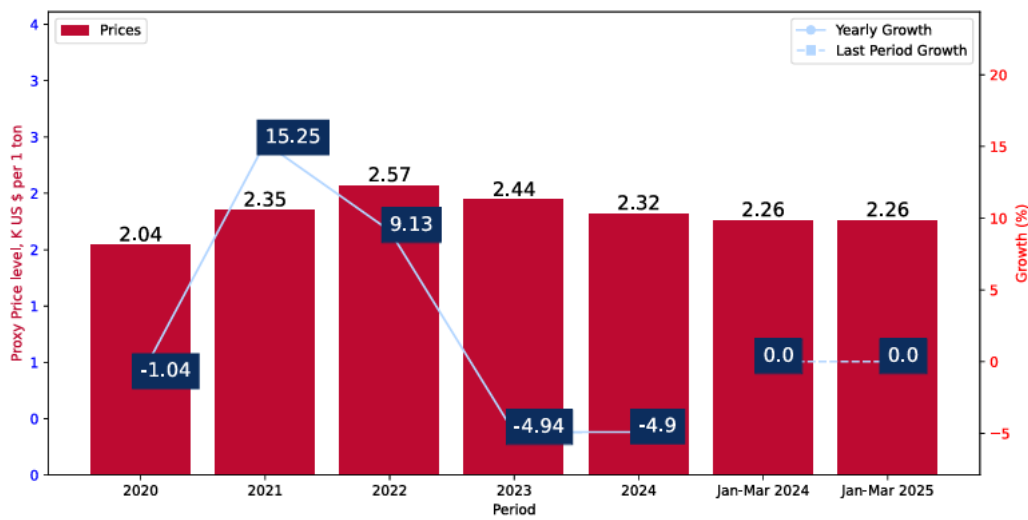
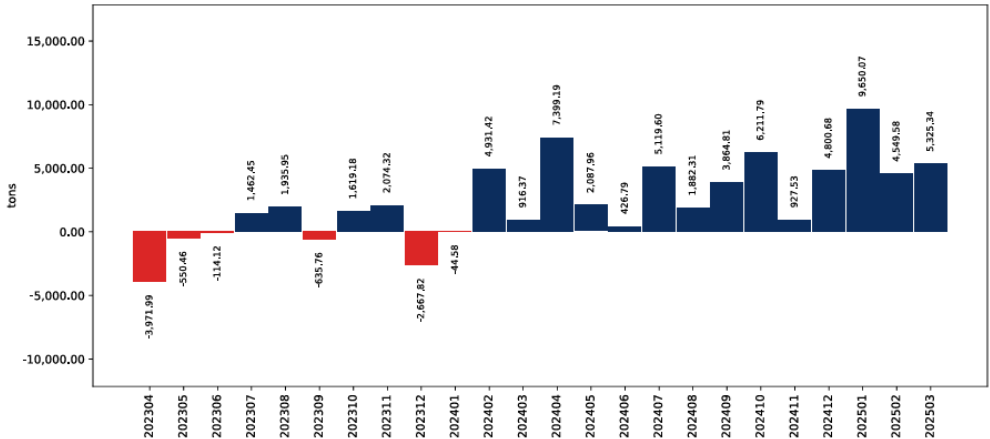
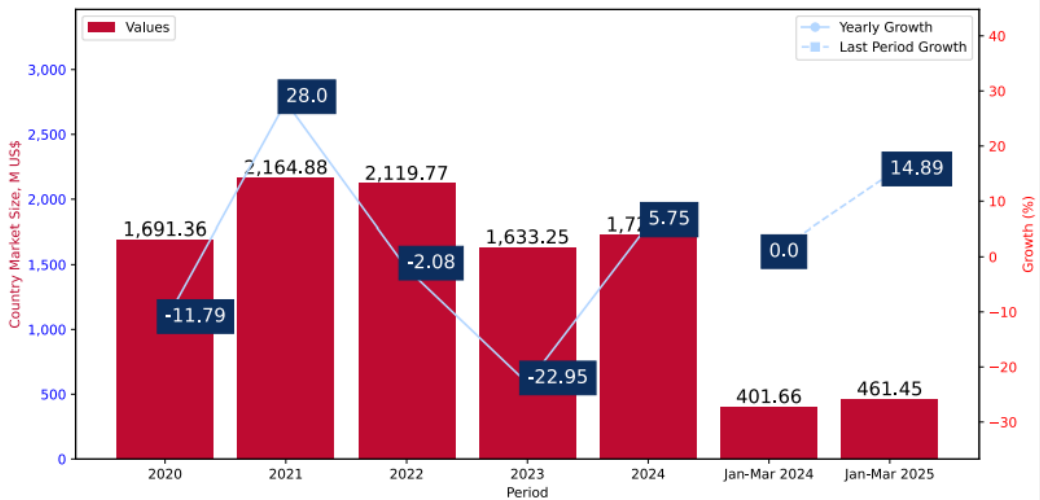


Figure 10. Y-o-Y Monthly Level Change of Imports of Spain, tons

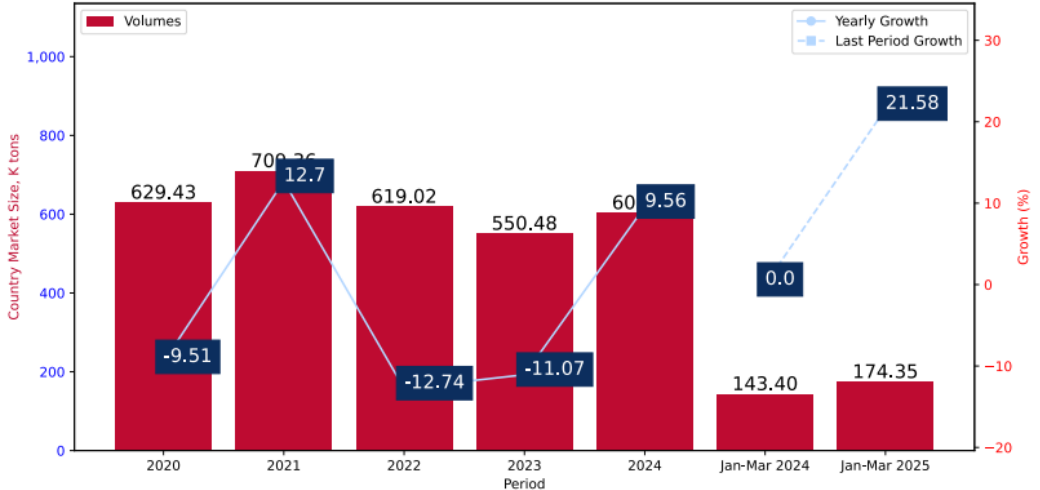


Wooden Furniture (Others) Market in UK (HS Code: 940360)

United Kingdom's Market Size of Other wooden furniture in M US\$ (left axis) and Annual Growth Rates in % (right axis)



United Kingdom's Market Size of Other wooden furniture in K tons (left axis), Growth Rates in % (right axis)



United Kingdom's Proxy Price Level on Imports, K US\$ per 1 ton (left axis), Growth Rates in % (right axis)

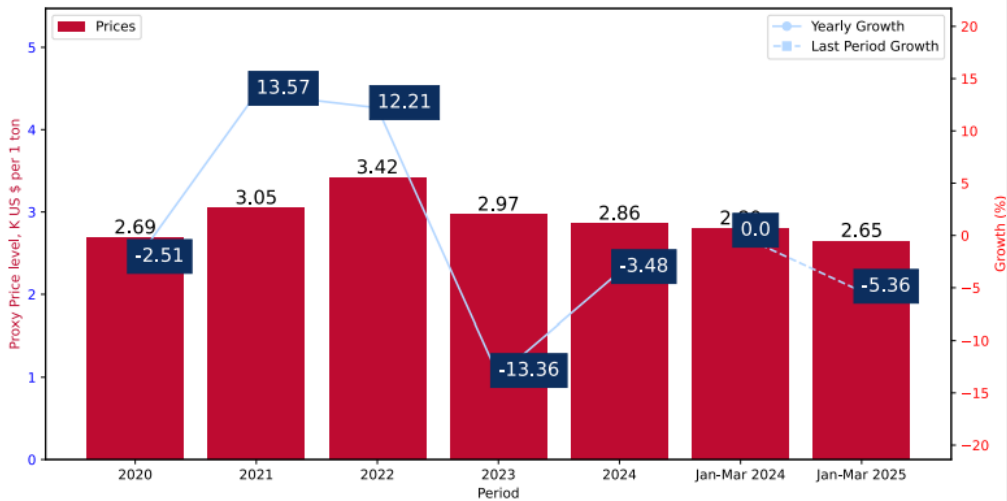
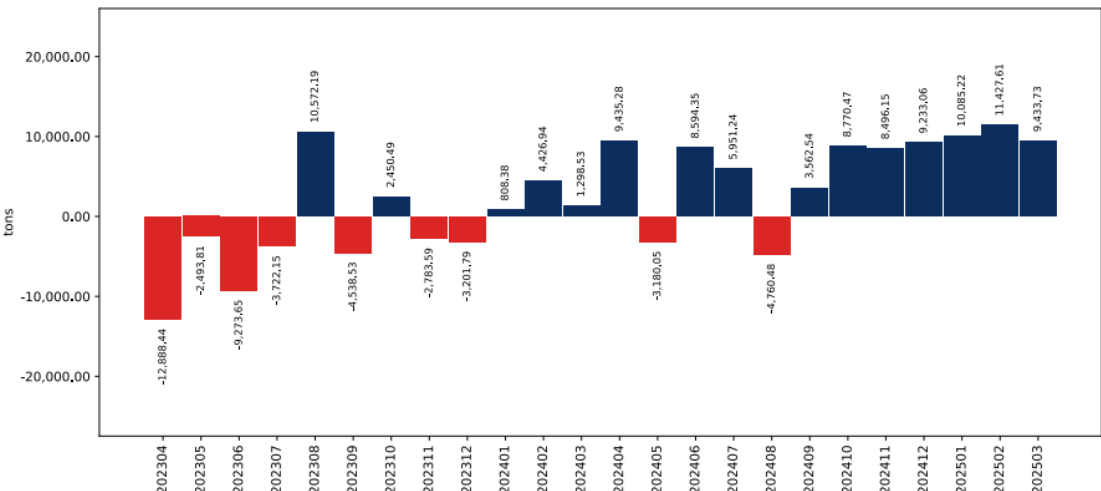
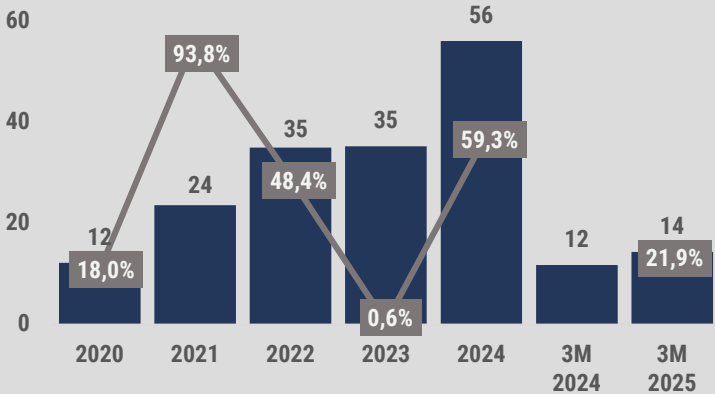


Figure 10. Y-o-Y Monthly Level Change of Imports of United Kingdom, tons

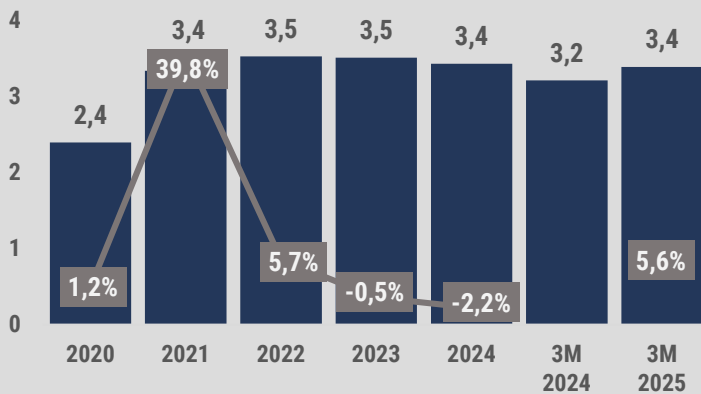


Market of Prefabricated Wood Buildings in Ireland (HS Code: 940610)

Imports Value, M\$



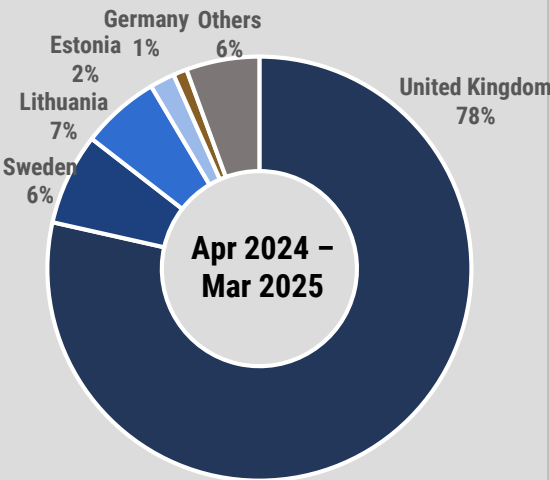
Average imports price, \$ / kg



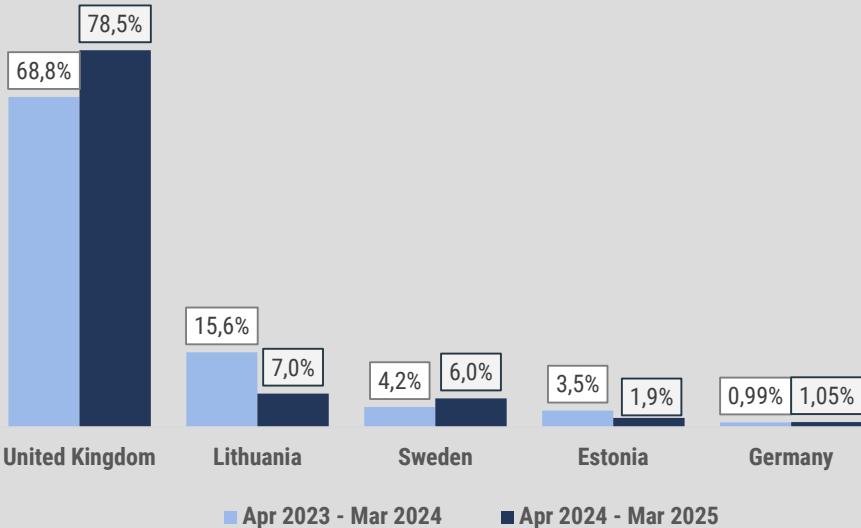
Rank by Exports value In LTM Period	Supplier	Average Imports Price, \$ / kg in LTM Period
1	United Kingdom	3.58
2	Lithuania	2.38
3	Sweden	4.92
4	Estonia	2.59
5	Germany	3.49

Last Twelve Months (LTM period): April 2024 – March 2025

Largest Suppliers, \$



Shares of 5 Main Suppliers in Market of Prefabricated Wooden Buildings (\$), %

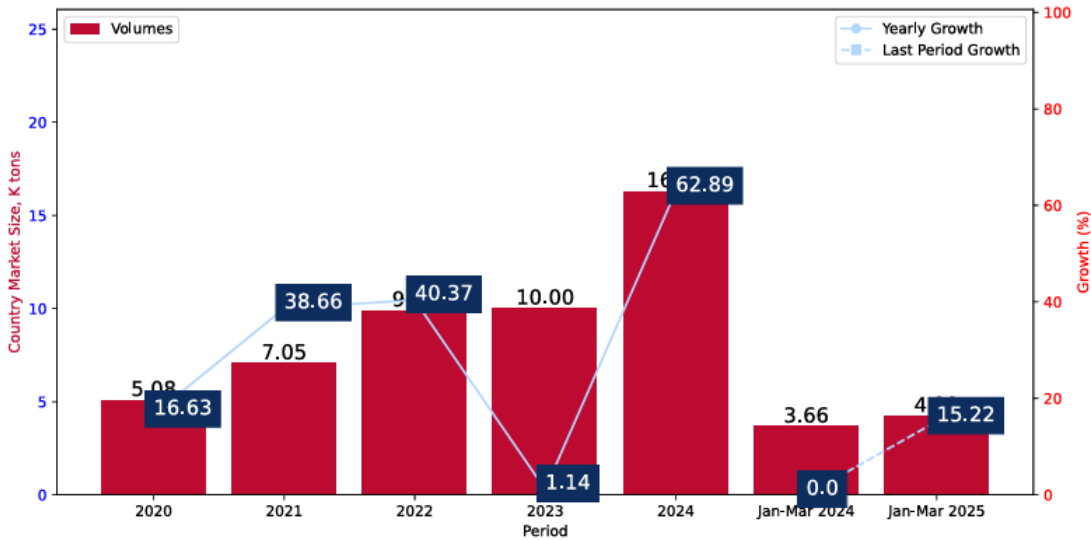


Suppliers, with the Highest Increase and Decrease (K\$), for Apr 2024 - Mar 2025 compared to the same period a year before

United Kingdom	19 336	-1 958	Lithuania
Sweden	1 880	-238	Estonia
Denmark	332	-91	Ukraine
Germany	228	-33	Czechia
China	53	-20	Latvia
Bulgaria	44	-13	Slovenia
Spain	39	-9,4	Poland
Austria	29	-1,6	Australia
France	16	-1,3	Finland
Netherlands	16	-1,0	Slovakia

Market of Prefabricated Wood Buildings in Ireland (HS Code: 940610)

Ireland's Market Size of Prefabricated wooden buildings in K tons (left axis), Growth Rates in % (right axis)



Ireland's Proxy Price Level on Imports, K US\$ per 1 ton (left axis), Growth Rates in % (right axis)

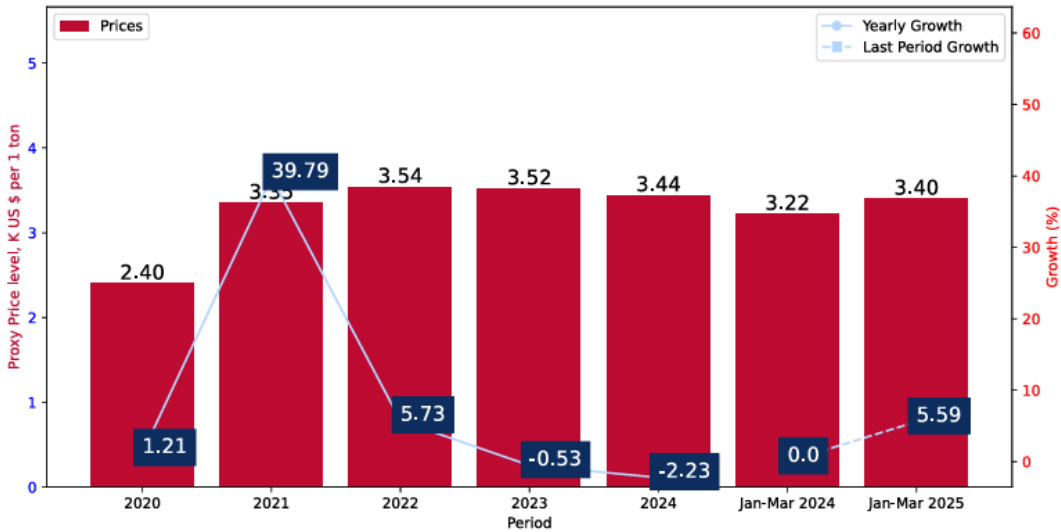
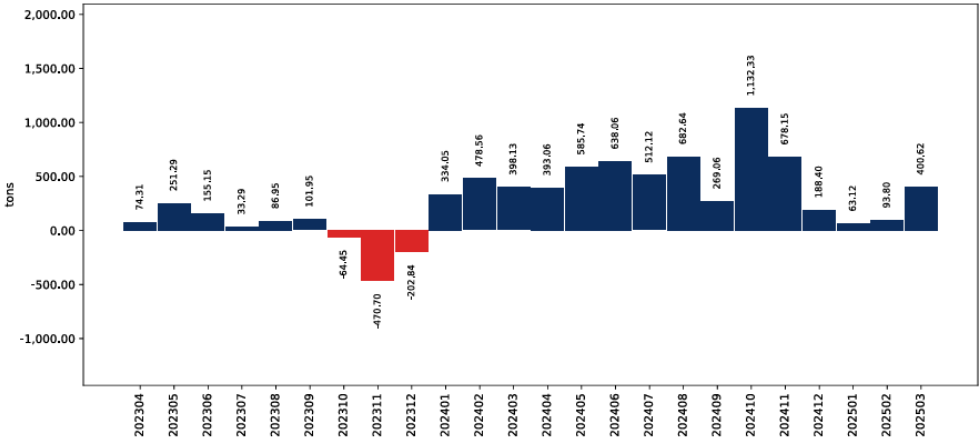
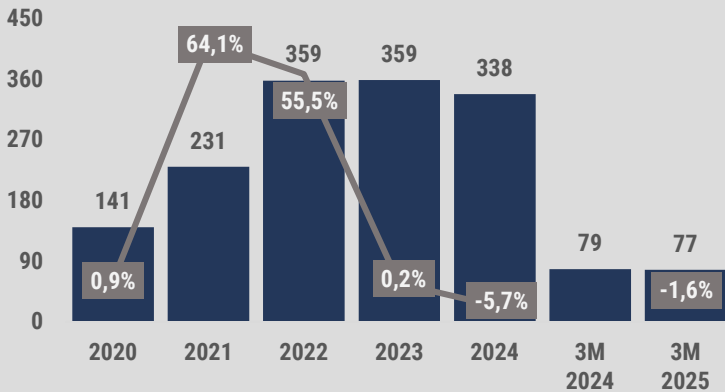


Figure 10. Y-o-Y Monthly Level Change of Imports of Ireland, tons

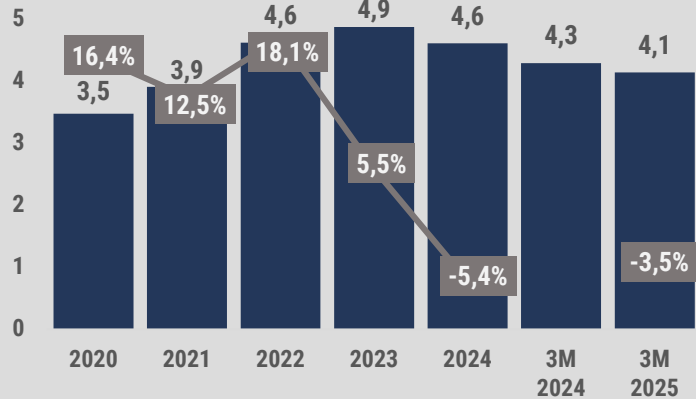


Wooden Furniture (Others) Market in Czechia (HS Code: 940360)

Imports Value, M\$



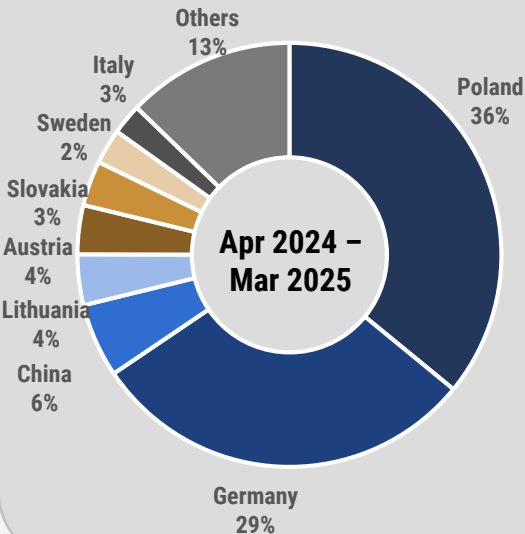
Average imports price, \$ / kg



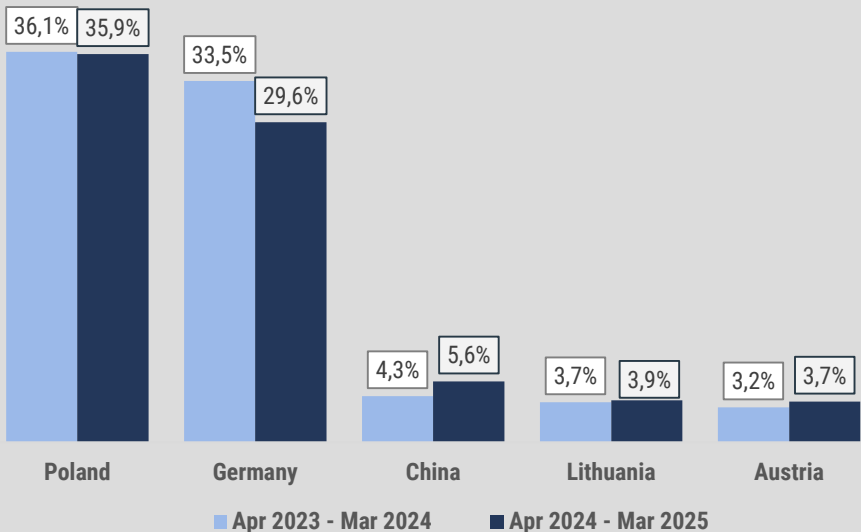
Rank by Exports value In LTM Period	Supplier	Average Imports Price, \$ / kg in LTM Period
1	Poland	2.43
2	Germany	9.28
3	China	3.24
4	Lithuania	1.64
5	Austria	9.41

Last Twelve Months (LTM period): April 2024 – March 2025

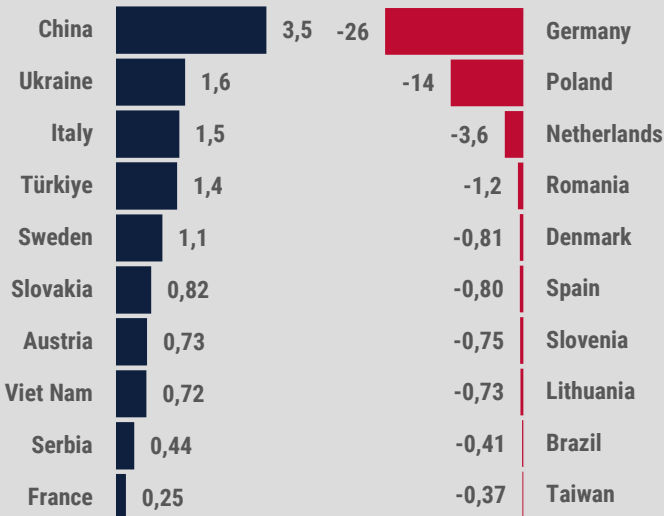
Largest Suppliers, \$



Shares of 5 Main Suppliers in the Wooden Furniture (others) Market (\$), %

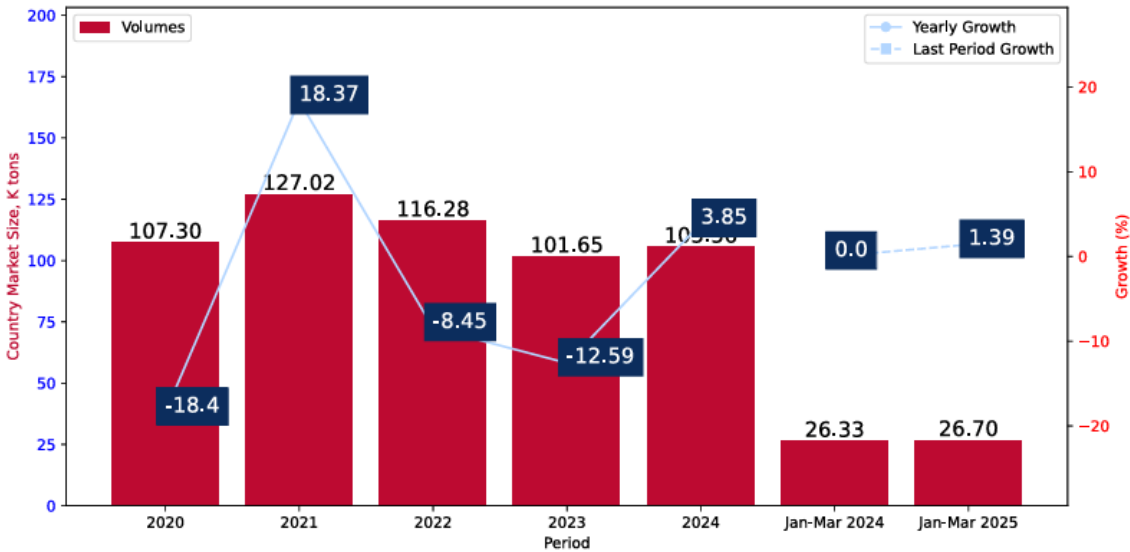


Suppliers, with the Highest Increase and Decrease (M\$), for Apr 2024 - Mar 2025 compared to the same period a year before

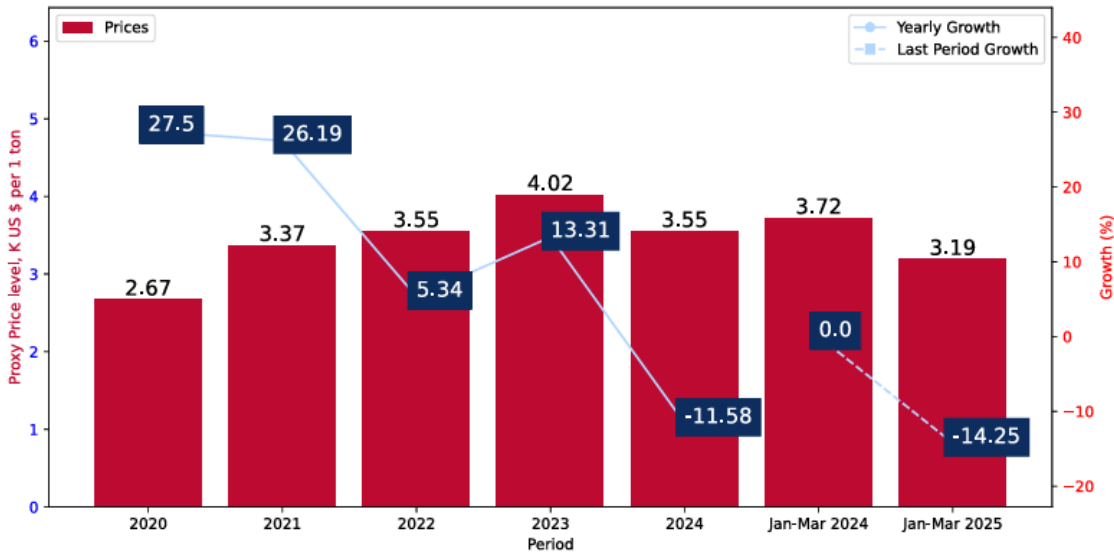


Wooden Furniture (Others) Market in Czechia (HS Code: 940360)

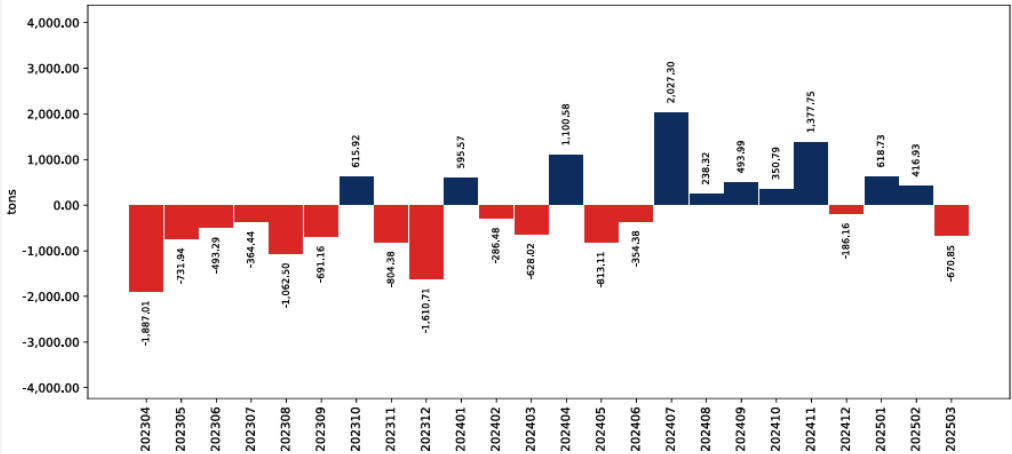
Czechia's Market Size of Other wooden furniture in K tons (left axis), Growth Rates in % (right axis)



Czechia's Proxy Price Level on Imports, K US\$ per 1 ton (left axis), Growth Rates in % (right axis)

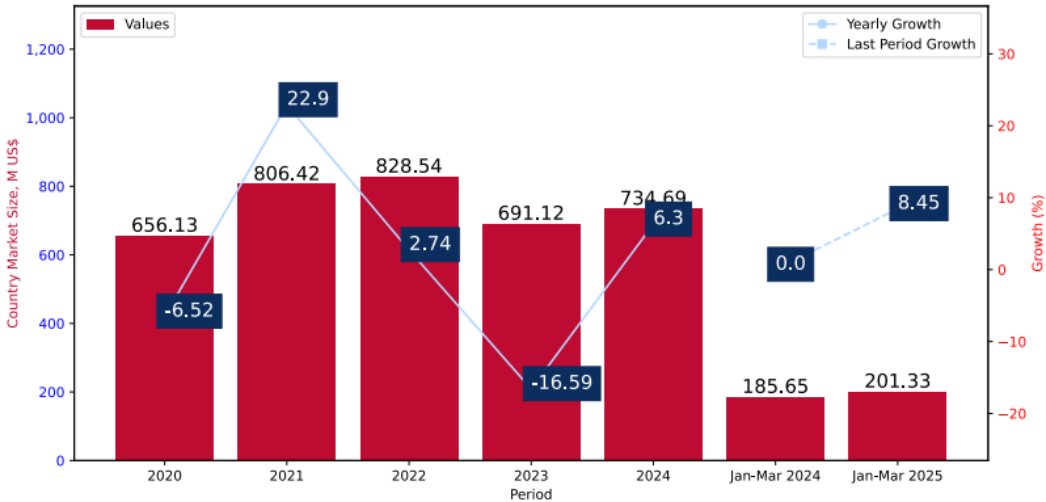


10. Y-o-Y Monthly Level Change of Imports of Czechia, tons

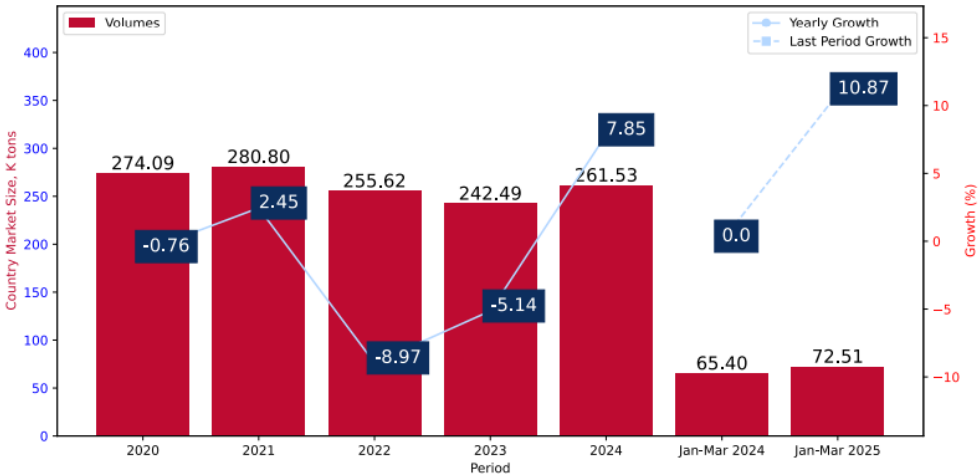


Furniture; wooden, for bedroom use, UK (HS Code: 940350)

United Kingdom's Market Size of Wooden bedroom furniture in M US\$ (left axis) and Annual Growth Rates in %



United Kingdom's Market Size of Wooden bedroom furniture in K tons (left axis), Growth Rates in % (right axis)



United Kingdom's Proxy Price Level on Imports, K US\$ per 1 ton (left axis), Growth Rates in % (right axis)

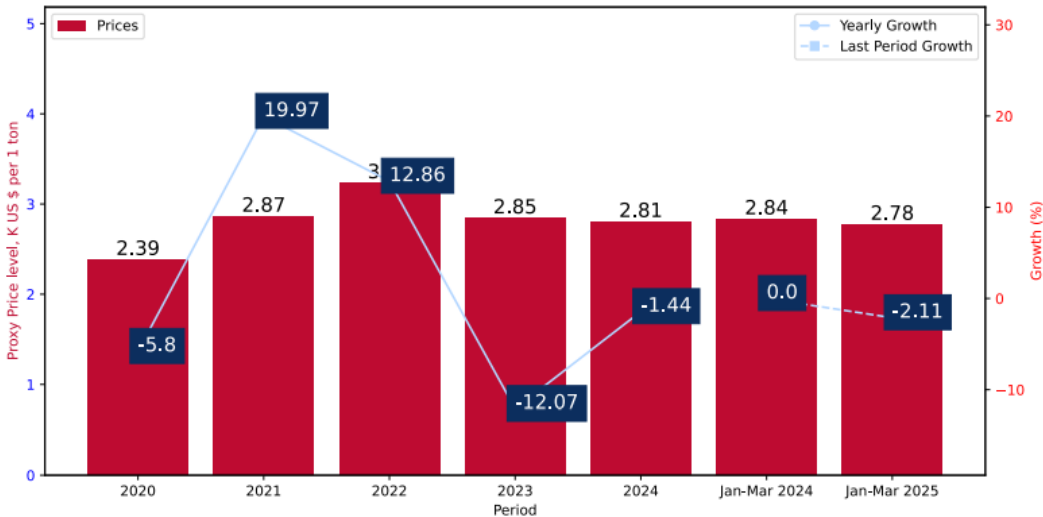
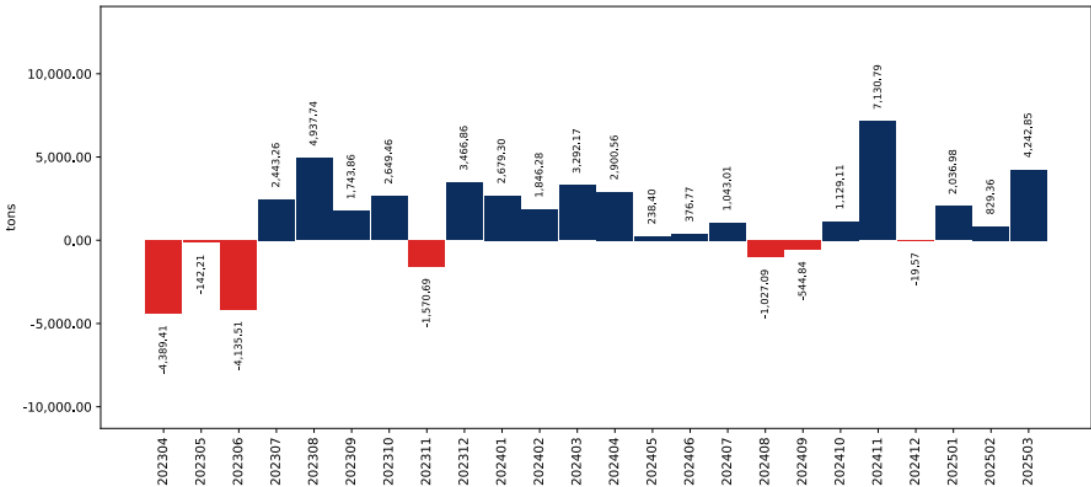
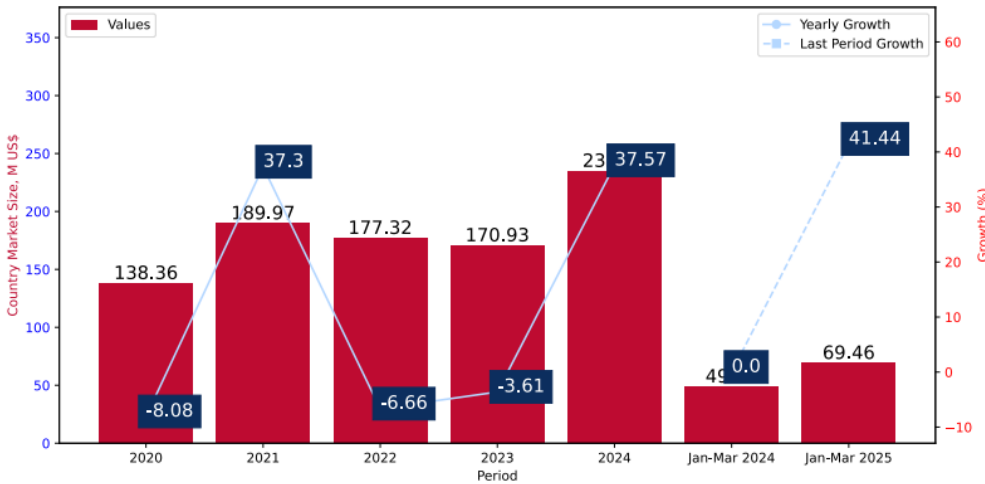


Figure 10. Y-o-Y Monthly Level Change of Imports of United Kingdom, tons

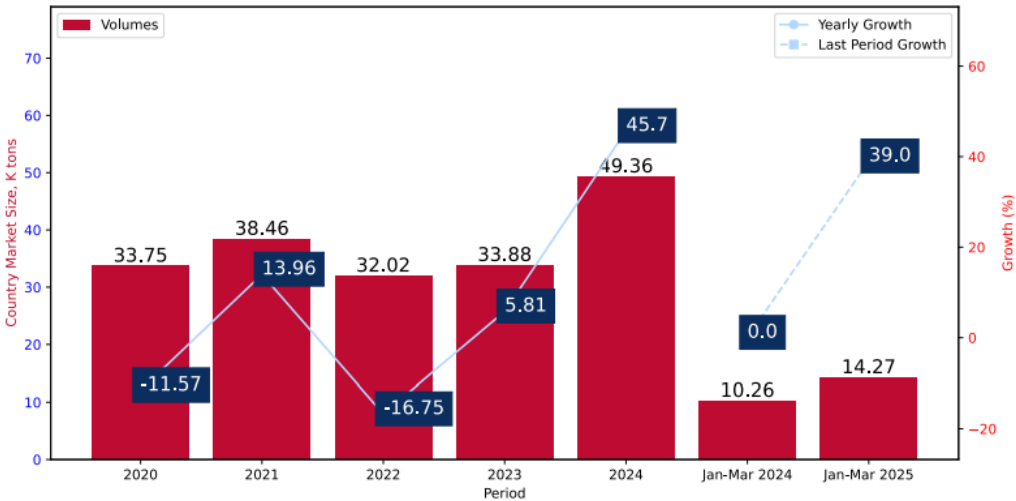


Seats; with wooden frames, upholstered, Spain (HS 940161)

Spain's Market Size of Seats with wooden frames, upholstered in M US\$ (left axis) and Annual Growth Rates in %



Spain's Market Size of Seats with wooden frames, upholstered in K tons (left axis), Growth Rates in % (right axis)



Spain's Proxy Price Level on Imports, K US\$ per 1 ton (left axis), Growth Rates in % (right axis)

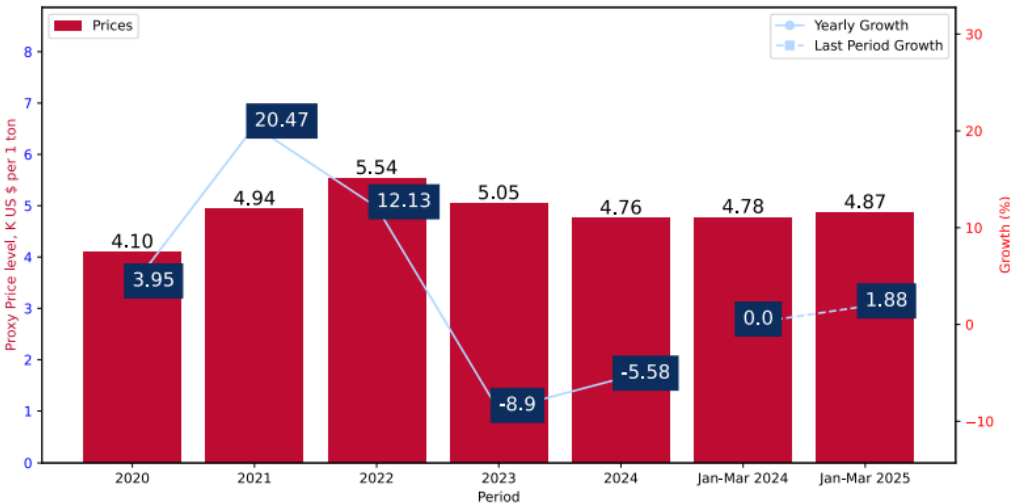
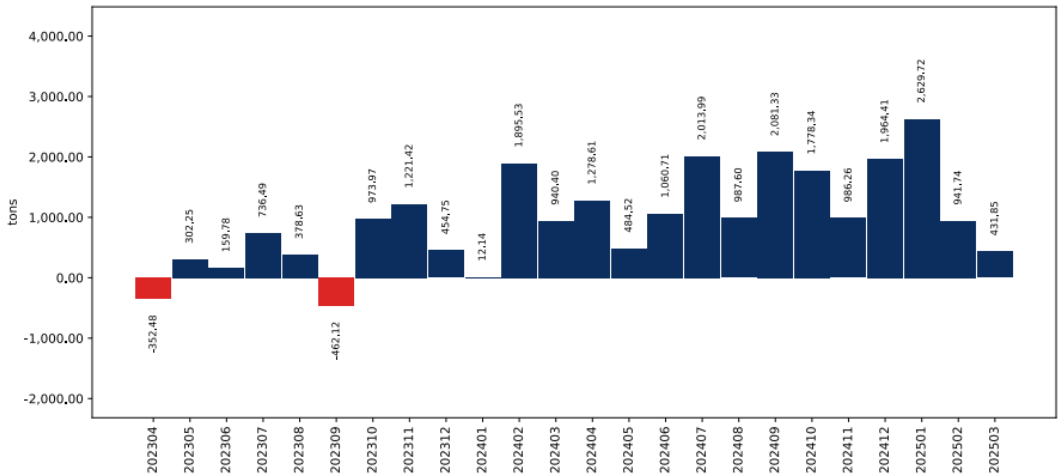
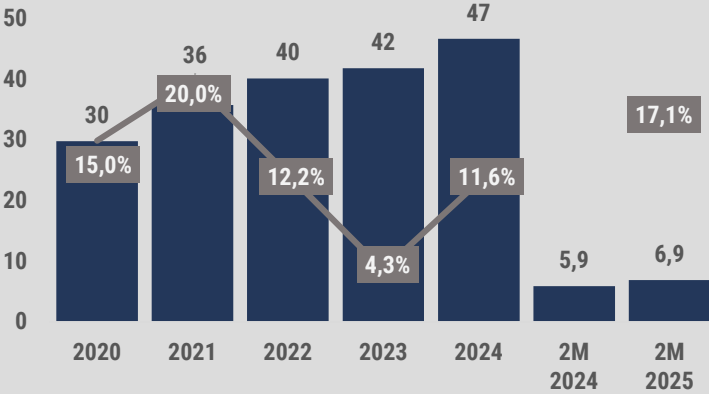


Figure 10. Y-o-Y Monthly Level Change of Imports of Spain, tons

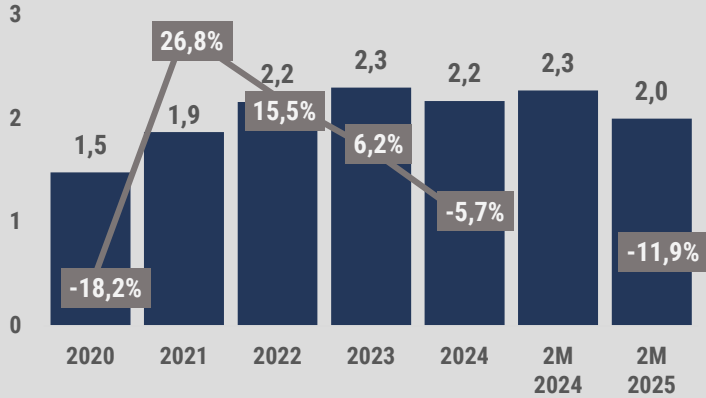


Wooden Kitchen Market in Romania (HS Code: 940340)

Imports Value, M\$



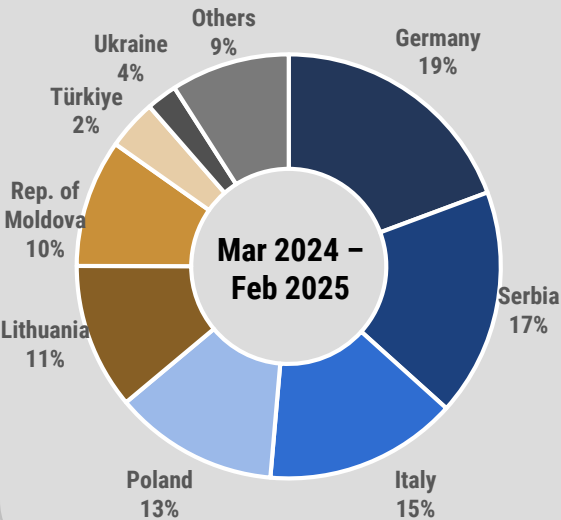
Average imports price, \$ / kg



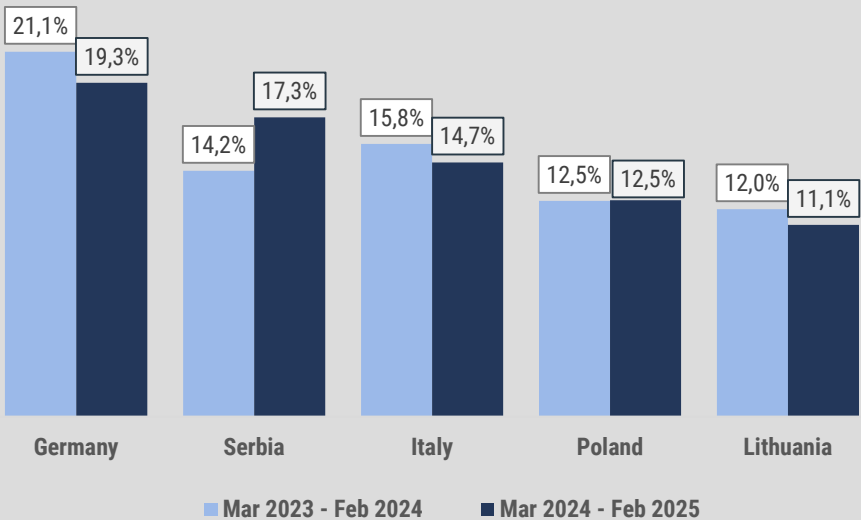
Rank by Exports value In LTM Period	Supplier	Average Imports Price, \$ / kg in LTM Period
1	Germany	4.67
2	Serbia	1.79
3	Italy	4.49
4	Poland	1.78
5	Lithuania	1.15

Last Twelve Months (LTM period): March 2024 – February 2025

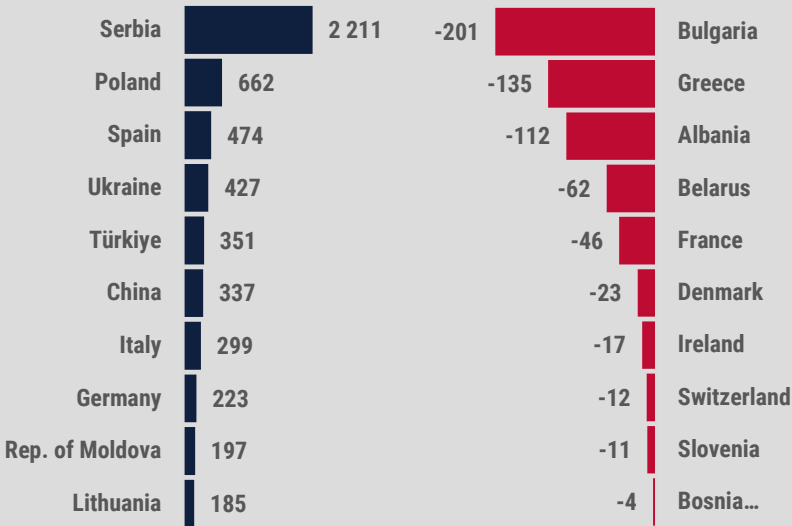
Largest Suppliers, \$



Shares of 5 Main Suppliers in the Wooden Kitchen Furniture Market (\$), %

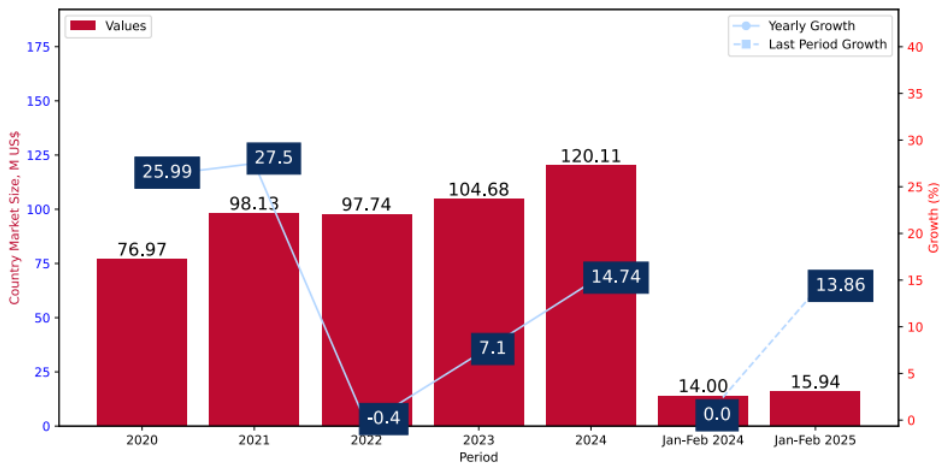


Suppliers, with the Highest Increase and Decrease (K\$), for Mar 2024 – Feb 2025 compared to the same period a year before

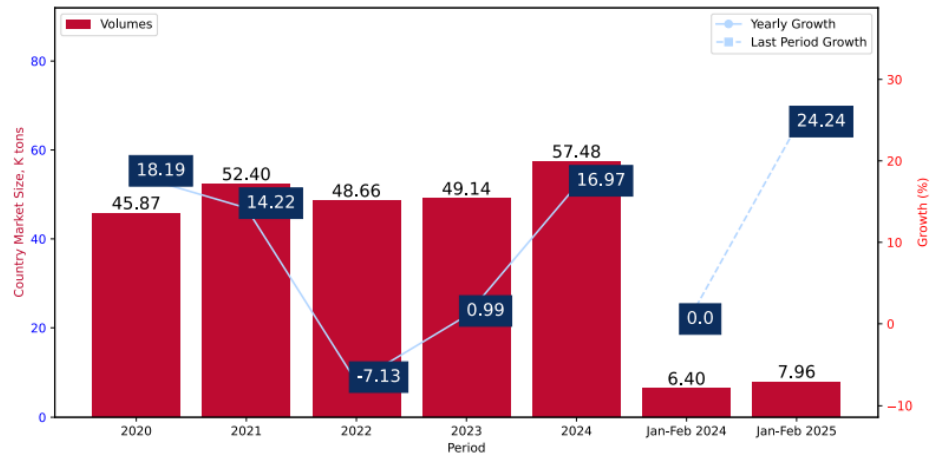


Furniture; wooden, for bedroom use, Romania (HS Code: 940350)

Romania's Market Size of Wooden bedroom furniture in M US\$ (left axis) and Annual Growth Rates in % (right axis)



Romania's Market Size of Wooden bedroom furniture in K tons (left axis), Growth Rates in % (right axis)



Romania's Proxy Price Level on Imports, K US\$ per 1 ton (left axis), Growth Rates in % (right axis)

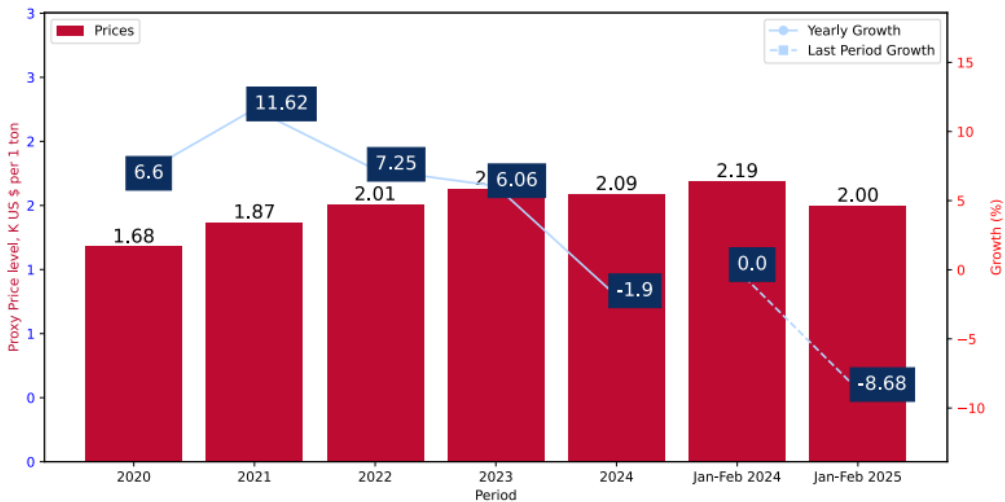
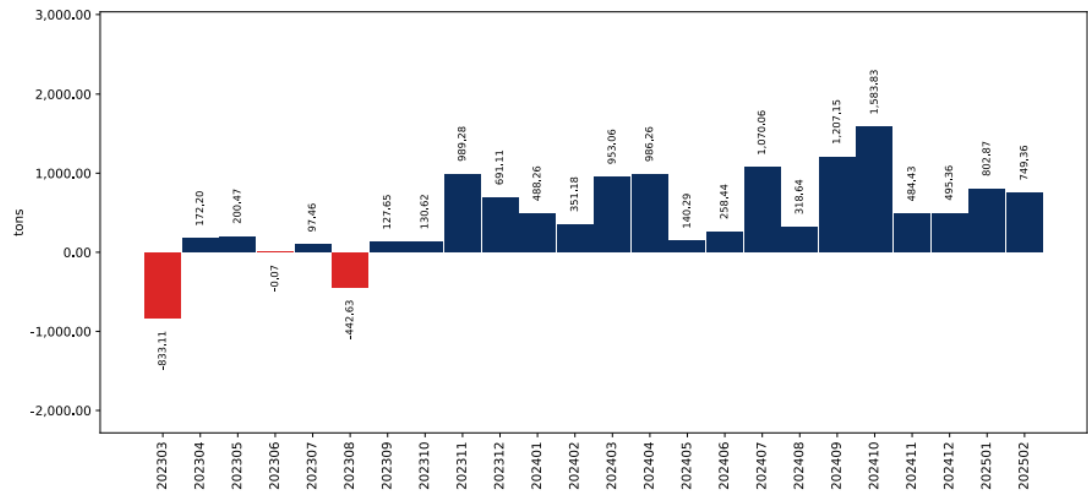


Figure 10. Y-o-Y Monthly Level Change of Imports of Romania, tons



Wood; assembled flooring panels, not of bamboo, Germany

Figure 4. Germany's Market Size of Assembled flooring panels not of bamboo, multilayer in M US\$ (left axis) and Annual Growth Rates in % (right axis)

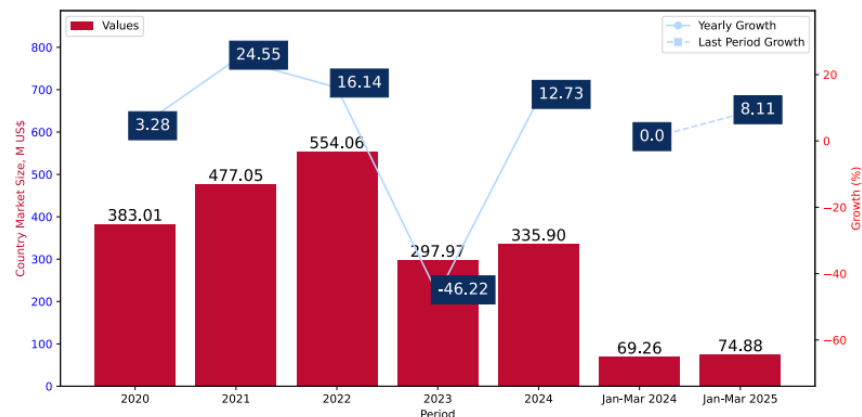
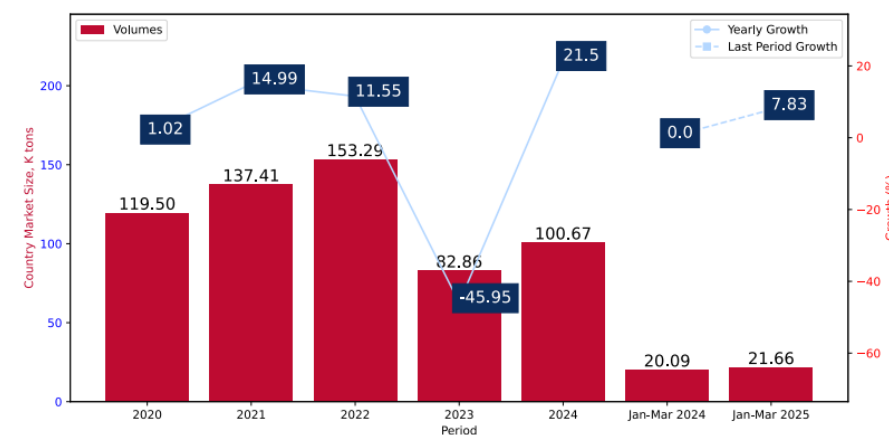


Figure 5. Germany's Market Size of Assembled flooring panels not of bamboo, multilayer in K tons (left axis), Growth Rates in % (right axis)



Germany's Proxy Price Level on Imports, K US\$ per 1 ton (left axis), Growth Rates in % (right axis)

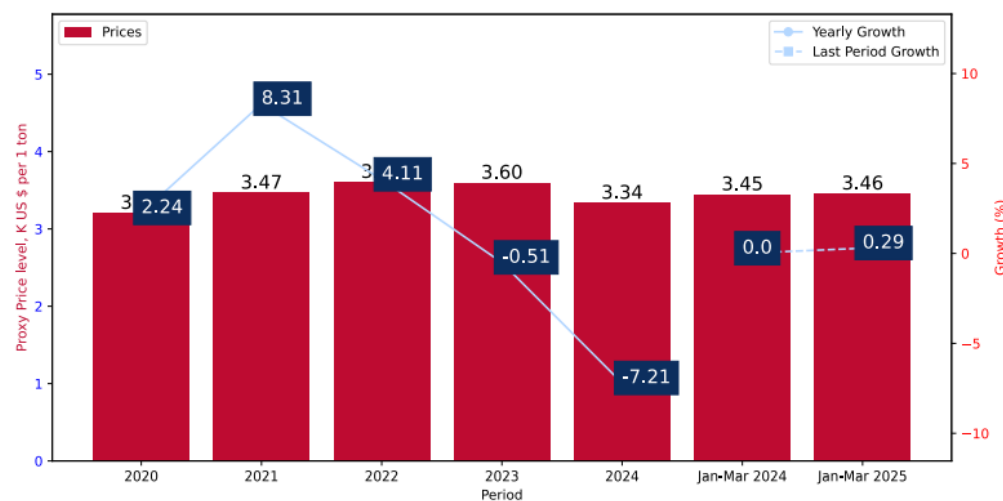
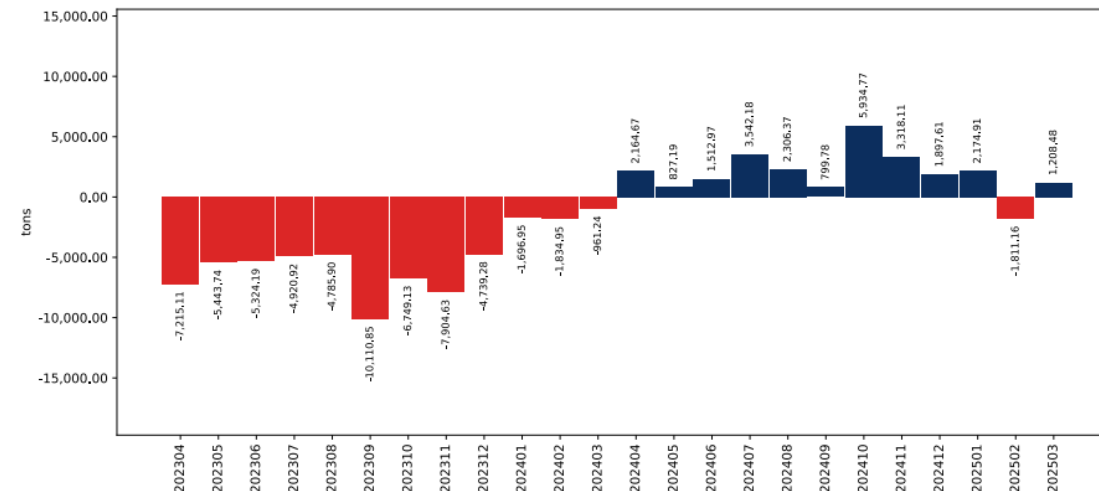
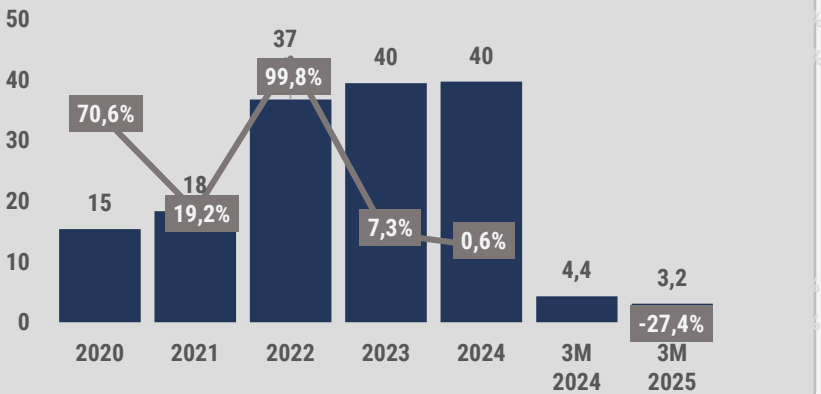


Figure 10. Y-o-Y Monthly Level Change of Imports of Germany, tons

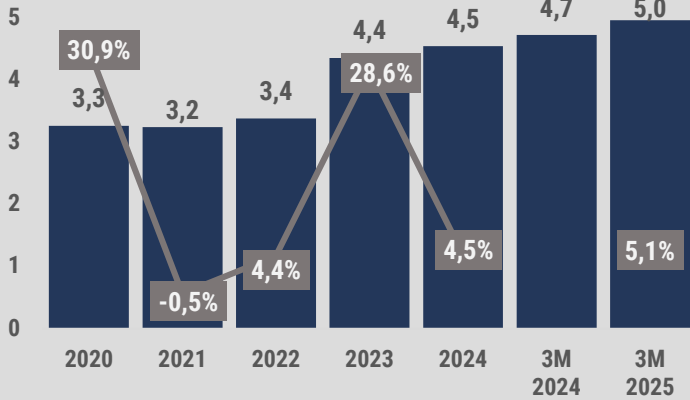


Market of Prefabricated Wood Buildings in Iceland (HS Code: 940610)

Imports Value, M\$



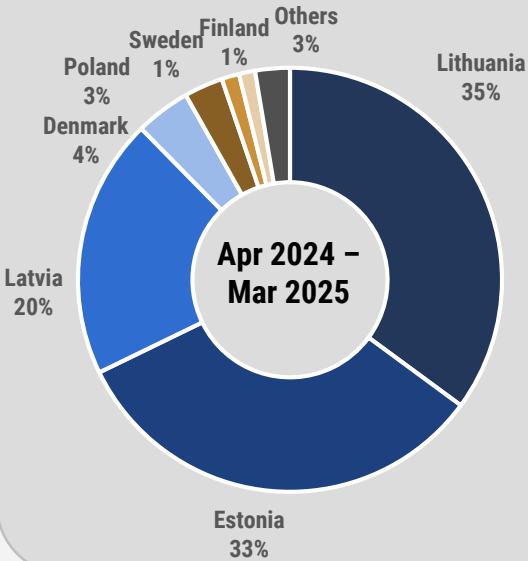
Average imports price, \$ / kg



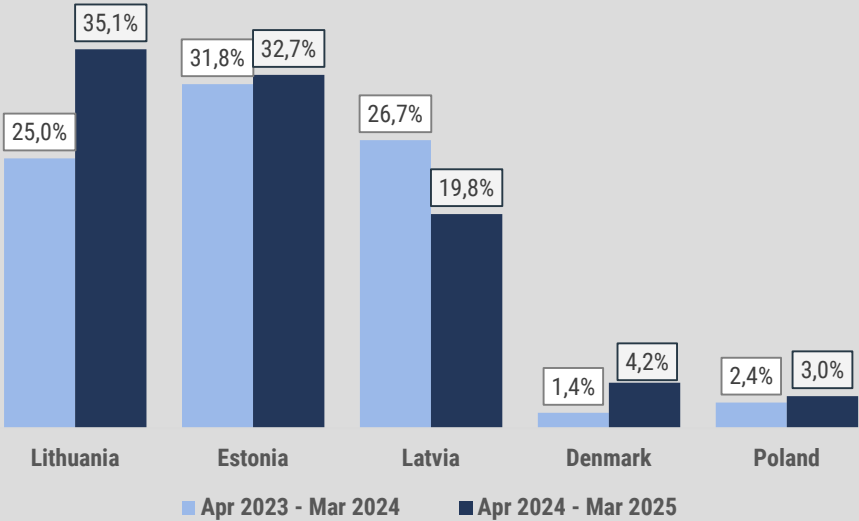
Rank by Exports value In LTM Period	Supplier	Average Imports Price, \$ / kg in LTM Period
1	Lithuania	4.14
2	Estonia	4.73
3	Latvia	4.91
4	Denmark	4.67
5	Poland	6.16

Last Twelve Months (LTM period): April 2024 – March 2025

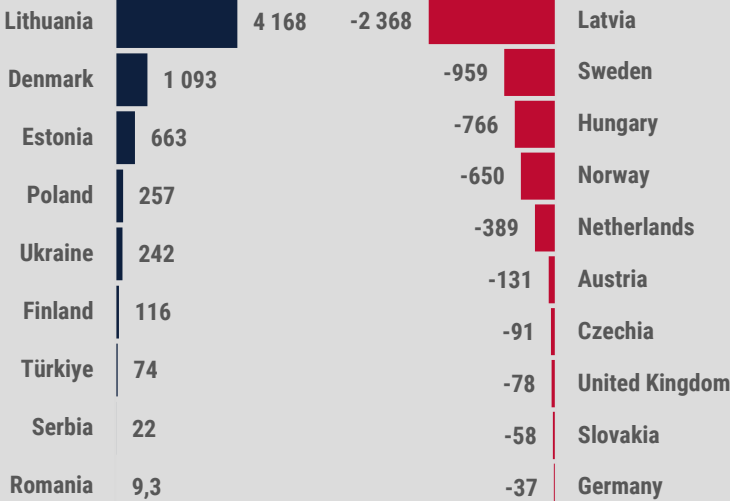
Largest Suppliers, \$



Shares of 5 Main Suppliers in Market of Prefabricated Wooden Buildings (\$), %

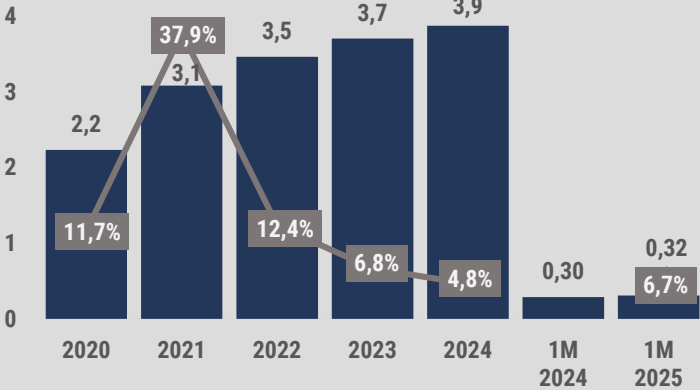


Suppliers, with the Highest Increase and Decrease (K\$), for Apr 2024 - Mar 2025 compared to the same period a year before

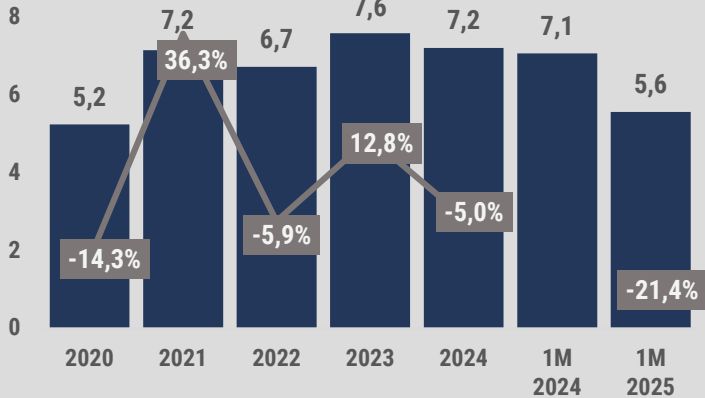


Wooden Tableware Market in Slovakia (HS Code: 441990)

Imports Value, M\$



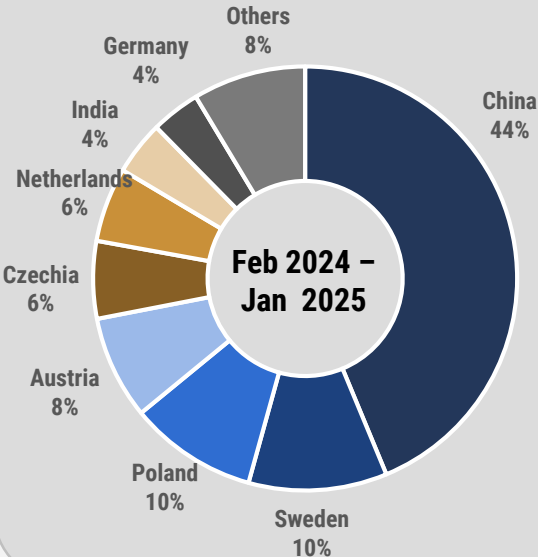
Average imports price, \$ / kg



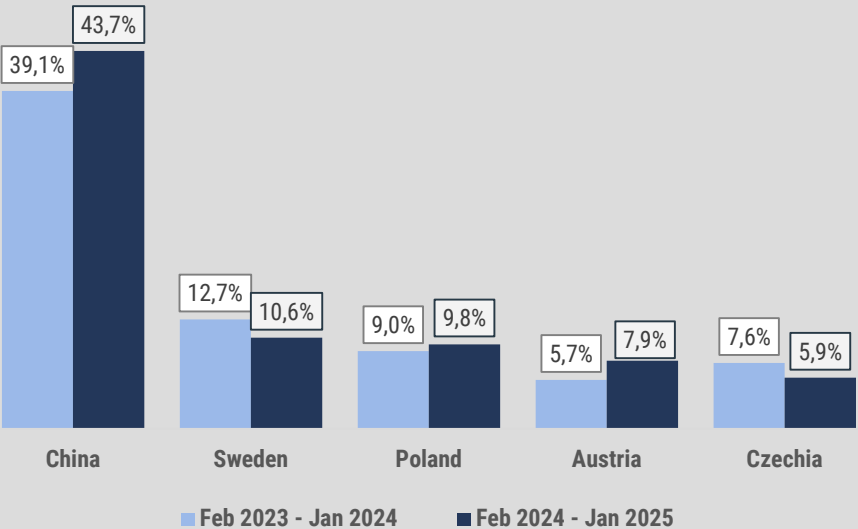
Rank by Exports value In LTM Period	Supplier	Average Imports Price, \$ / kg in LTM Period
1	China	5.84
2	Sweden	11.14
3	Poland	9.39
4	Austria	10.04
5	Czechia	7.31

Last Twelve Months (LTM period): Feb 2024 – Jan 2025

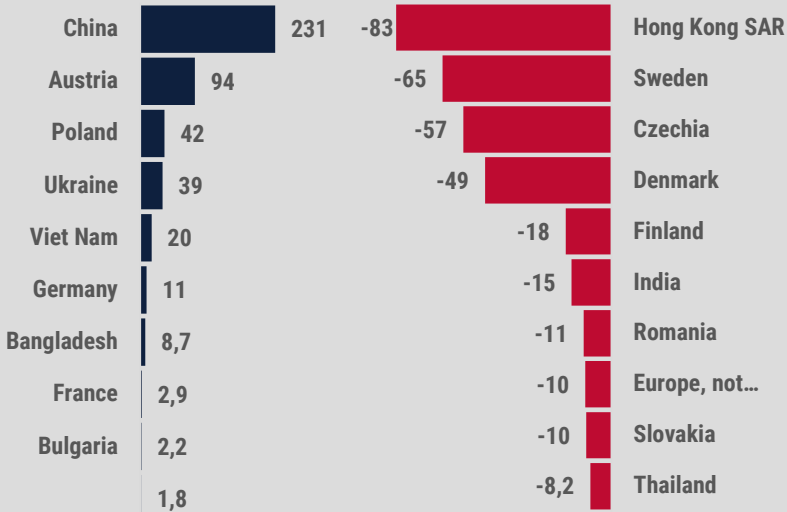
Largest Suppliers, \$



Shares of 5 Main Suppliers in the Wooden Tableware Market (\$), %

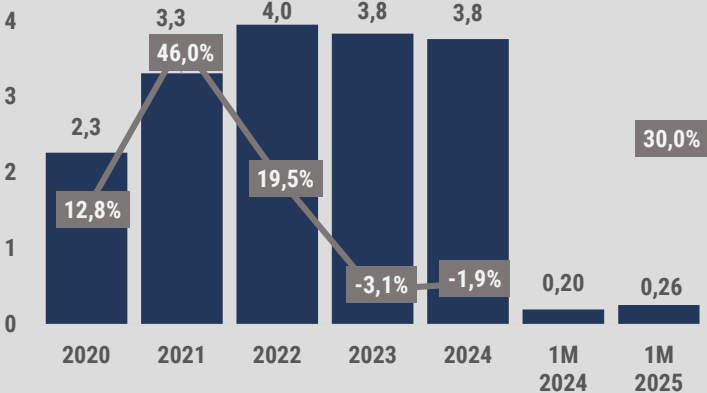


Suppliers, with the Highest Increase and Decrease (K\$), for Feb 2024 - Jan 2025 compared to the same period a year before

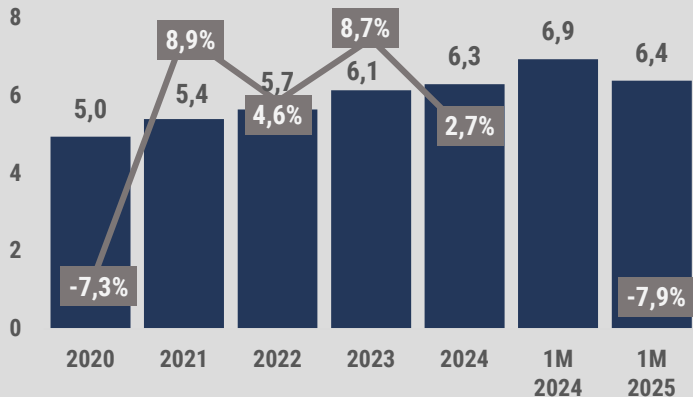


Wooden Tableware Market in Croatia (HS Code: 441990)

Imports Value, M\$



Average imports price, \$ / kg



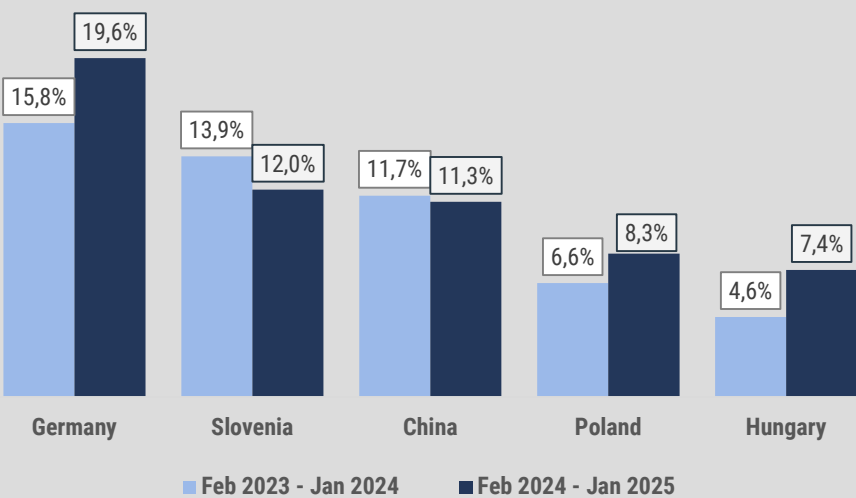
Rank by Exports value In LTM Period	Supplier	Average Imports Price, \$ / kg in LTM Period
1	Germany	7.02
2	Slovenia	7.92
3	China	4.32
4	Poland	5.52
5	Hungary	7.07

Last Twelve Months (LTM period): Feb 2024 – Jan 2025

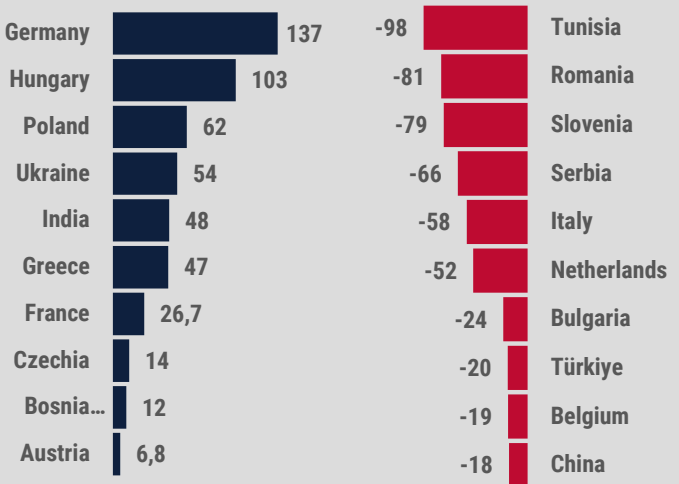
Largest Suppliers, \$



Shares of 5 Main Suppliers in the Wooden Tableware Market (\$), %



Suppliers, with the Highest Increase and Decrease (K\$), for Feb 2024 - Jan 2025 compared to the same period a year before



CONTACTS & FEEDBACK

Connect with us

EXPORT HUNTER, UAB

Konstitucijos pr. 15-69A, Vilnius,
Lithuania

info@gtaic.ai

Follow us: 