

Israel's Imports from Romania

A Focus on the 100 Key Imported Products



Scope of research

We identified **top-100 largest value import items** traded between Israel and Romania in 2024, specifically focusing on **Israel's imports from Romania**.

The analysis was based on the full database on the trade between the two countries (Israel imports data, mirror data).

We divided these 100 products into segments:

- I. **Largest-value traded goods** (annual value of shipments of 3.90 M\$ – 89 M\$);
- II. **Champion-value traded goods** (annual value of shipments of 1.62 M\$ – 3.90 M\$);
- III. **Rising Champion value traded goods** (annual value of shipments of 1.02 M\$ – 1.62 M\$);
- IV. **Latent Champion value traded goods** (annual value of shipments of 749 K\$ – 1.02 M\$).

We analyzed long-term and short-term evolution of trade of each group (in US\$ terms only, volume trade not analyzed): CAGR over 2017-2024, Growth Rates in 2024.

Methodology: At the end of each section, we ranked the traded items within each group based on three key indicators: **Imports Value in 2024 (Absolute Import Size in \$-terms)**, **CAGR over seven years (2017-2023) as indicator of a long-term growth trend**, and **y-o-y Growth Rate in 2024 as indicator of short-term performance**. All indicators were assigned an equal weight **on a 10-point scale**, and the total score was calculated as the sum of these three values. The highest-scoring categories are identified as the most promising goods for supply to the Israel's market from Romania, while those with the lowest scores are considered the most risky.

Notes: use of n/a designation: In 2022, the Harmonized System underwent significant revisions, including the introduction of new commodity items. The "n/a" designation is used for imports values of goods that were previously classified under different HS codes before 2022.

Data sources: UN Comtrade databases processed by GTAIC Intelligence Platform.

Data on trade in volume metrics (tons, kilos, and other) and prices are not analyzed in this research. However, they can be analyzed under a separate request.

This research was prepared as of 17th of April 2025.

GTAIC now delivers a similar research for any pair of countries at 49.99 Eur

“Country-to-Country Trade Flow” Analysis

► Parsing and analyzing trade data between any pair of two countries chosen by a user

- **Type of research:**
 - Comprehensive analysis of trade data covering all goods exchanged between any two countries chosen by a user
 - Over 5,000 products across more than 100 countries
 - Data spanning from 2017 to 2025, with monthly updates
 - Time lag: For the majority of countries, up to 3 months from the moment of the request
- **Key Insights from Analysis:**
 - Identification of the largest trade items and the fastest-growing products, both in the short and long term
 - Detection of product group trends and anomalies in trade flow fluctuations based on a thorough examination of comprehensive trade statistics between selected countries
- **Why It's Needed:**
 - To generate a long list of the most promising products traded between specified countries, which warrant further, more detailed analysis with the help of other GTAIC intelligence instruments

How it works?

1. *The user selects any two countries covered by the service (see the list of the countries in the next page).*
2. *For a fee of €49.99, the user receives a detailed analysis of a specific trade direction (e.g., imports of Israel from Romania).*
3. *The analysis, including an Excel sheet, is delivered within 24 hours. A sample of the standardized analysis is provided here in this report.*
4. *Customized country-to-country trade analyses are also available. Depending on the complexity of the request, these can be delivered within 24-72 hours. Pricing will vary based on the specific requirements compared to the standardized analysis provided in this report.*

Executive Summary

Summary

Upon results of the analyses of **the top-100 largest value import items** traded between Israel and Romania in 2024, we identified **the most promising positions supplied from Romania to Israel across various product groups**:

- I. **In the Largest-Value Segment** (annual value of shipments of 3.90 M\$ – 89 M\$) the most promising positions are: 1) Parts and accessories for automatic data processing machines and units thereof, magnetic or optical readers, transcribing machines, etc., others; 2) Fir wood sawn or chipped lengthwise, sliced or peeled, of a thickness exceeding 6mm; 3) Measuring or checking instruments, appliances and machines, others; 4) Cattle, live, other than purebred breeding; 5) Passenger motor vehicles with spark-ignition reciprocating piston engine, <1,000 cc; 6) Medium density fiberboard, of a thickness exceeding 9 mm.
- II. **Within the Champion-Value Segment** (annual value of shipments of 1.62 M\$ –3.90 M\$) the most promising positions include: 1) Seats with metal frames, upholstered, others; 2) Structures and parts of structures others, of iron or steel; 3) Instruments and apparatus for measuring or checking other variables of liquids or gases, others; 4) Medicaments, in measured doses, etc. (excluding vaccines, etc., coated bandages etc. and pharmaceutical goods), others; 5) Electrical switches for a voltage not exceeding 1,000 v, others; 6) Wooden furniture, others; 7) Aircraft and spacecraft; parts of aeroplanes, helicopters or unmanned aircraft n.e.c. in heading no. 8807; 8) Automatic regulating or controlling instruments and apparatus, others.
- III. **In the Rising Champion Value Segment** (annual value of shipments of 1.02 M\$ – 1.62 M\$) the most promising positions remain: 1) Aluminum alloy bars, rods and profiles, other than hollow profiles; 2) Digital processing units other than those of 8471.41 and 8471.49, n.e.s.o.i.; 3) Digital automatic data processing machines and units thereof presented in the form of systems; 4) Gears and gearing; ball or roller screws; gear boxes and other speed changers, incl torque converters; 5) Grill, netting and fencing of iron or steel wire others, coated with zinc; 6) Articles of iron or steel wire, others; 7) Mountings, fittings and similar articles, and parts thereof, others, of base metal; 8) Self-propelled lifting trucks powered by other than an electric motor.
- IV. **In the Latent Champion Value Segment** (annual value of shipments of 749 K\$ – 1.02 M\$) the most promising positions are: 1) Heat exchange units, industrial type; 2) X-ray generators, high tension generators, control panels and desks, screens, examination or treatment tables, chairs etc.; parts and accessories; 3) Wooden furniture (except seats) of a kind used in the kitchen; 4) Ultrasonic scanning apparatus; 5) Parts and accessories (not specified or included elsewhere in this chapter) for machines, appliances, instruments or apparatus of chapter 90; 6) Brakes and servo-brakes; parts thereof; 7) Articles of aluminum, n.e.s.o.i. 8) Wooden furniture (except seats) of a kind used in the bedroom.

Snapshot of Israel's Imports from Romania

Israel's Imports from Romania in 2017 – 2024

* 1 713 goods under HS 6-digit classification covered

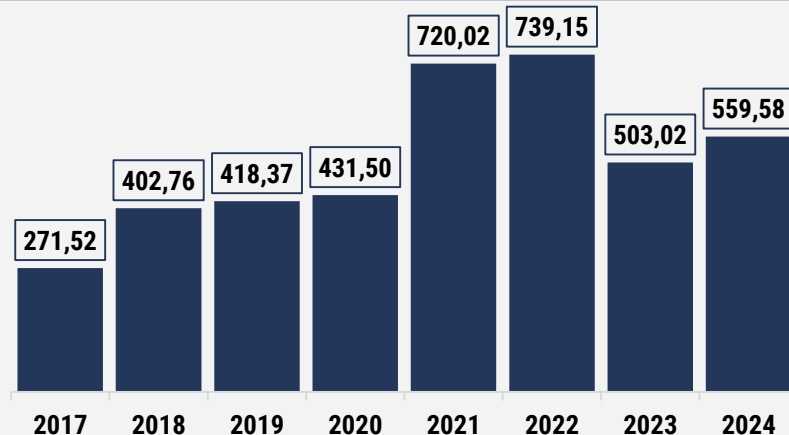
2024
Imports Value: **560 M\$**
Growth Rate: **+11.24%**

2023
Imports Value: **503 M\$**
Growth Rate: **-31.95%**

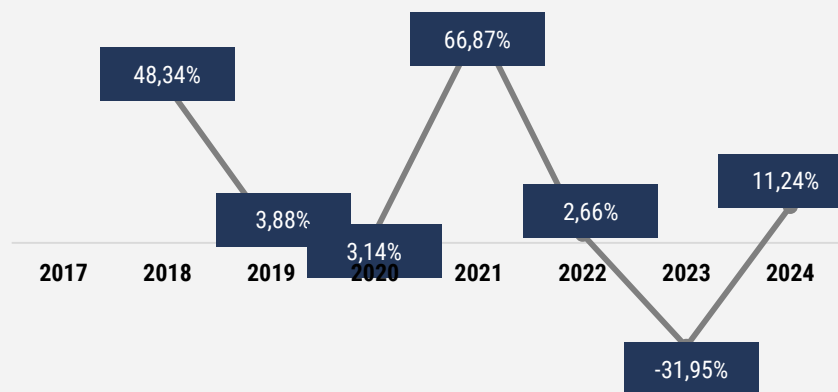
2022
Imports Value: **739 M\$**
Growth Rates: **+2.66%**

2021
Imports Value: **720 M\$**
Growth Rate: **+66.87%**

Imports Value, M \$



YoY Imports Growth Rate, %



- Over the long term (2017–2023), the compounded annual growth rate (CAGR) of Israel's imports from Romania has been +9.21%, with the most notable surge occurring in 2021, when Israel imports from Romania rose by almost 67% year-on-year.
- However, in 2023, Israel's imports from Romania reached \$503 million, marking a significant decrease from \$739 million in 2022 (-31.95%).
- In 2024, the value of imports started to recover, totaling nearly \$560 million, showing a remarkable 11.24% year-on-year growth.
- The analysis covers the top 100 imported products by value in 2024, categorized into four groups: the 1st Group – Top 25 (with the yearly imports value of 3.90 M\$ – 89 M\$ in 2024), the 2nd group (early trade value of 1.62 M\$ – 3.90 M\$), the 3rd group (1.02 M\$ – 1.62 M\$), the 4th group – Top 76-100 (749 K\$ – 1.02 M\$).
- For each group, we identify the products that have shown sustained and significant import growth from Romania, focusing on both long-term (2017 – 2024) and shorth-term (2023 – 2024) growth trends.

1

Largest-Value Segment: yearly imports ranging from 3.90 M\$ to 89 M\$ per one product

Imported Goods from Romania to Israel with 3.90 M\$ - 89 M\$ Imports Value

* Product Categories Ranked 1– 25 by the size of Import Value (out of 1 713 goods traded in 2024)

Rank by Imports value In 2024	HS Code	Product Description	2017, M\$	2018, M\$	2019, M\$	2020, M\$	2021, M\$	2022, M\$	2023, M\$	2024, M\$	Growth Rate in 2024	8Y CAGR, 2017-2024	Share in total imports in 2024
1	010229	Cattle, live, other than purebred breeding	44.34	28.13	36.85	41.13	72.97	68.73	62.11	89.08	43.42%	9.11%	15.92%
2	230641	Rape or colza seed oilcake and other solid residues, low erucic acid	14.98	29.95	26.88	32.30	53.38	69.96	40.77	33.90	-16.84%	10.75%	6.06%
3	847330	Parts for automatic data processing machines	5.50	4.76	4.34	4.33	13.39	8.82	13.83	25.28	82.77%	21.00%	4.52%
4	854449	Insulated electric conductors, <80 v	3.94	35.68	38.83	45.28	74.04	34.93	23.85	21.77	-8.72%	23.84%	3.89%
5	330510	Shampoos for hair	6.30	28.19	22.85	29.80	26.07	24.36	22.52	21.72	-3.56%	16.74%	3.88%
6	220210	Waters, sweetened or flavored	0	0.03	0	0.01	0	0	0	20.76	n/a	>100%	3.71%
7	870321	Motor vehicles with spark-ignition reciprocating piston engine, < 1,000 cc	6.30	7.53	6.00	6.06	12.13	4.18	4.84	19.27	>100%	14.99%	3.44%
8	240220	Cigarettes containing tobacco	1.67	0.36	0.07	1.33	2.76	0.99	1.54	12.46	>100%	28.61%	2.23%
9	441114	Medium density fiberboard, thickness > 9 mm	1.17	0.10	3.47	12.51	19.97	20.38	7.87	12.46	58.20%	34.40%	2.23%
10	870322	Passenger motor vehicles with spark-ignition reciprocating piston engine, 1,000 - 1,500 cc	0.19	0.80	4.01	2.11	13.20	20.83	13.49	11.22	-16.85%	66.71%	2.00%
11	441011	Particle board, of wood	10.56	5.56	11.14	12.94	18.22	20.59	7.28	11.01	51.26%	0.52%	1.97%
12	100590	Corn (maize), other than seed corn	0.12	2.40	37.12	13.42	64.80	24.02	11.47	9.72	-15.30%	73.75%	1.74%
13	940161	Seats with wooden frames, others	2.67	9.36	7.71	9.41	14.16	10.22	10.29	9.55	-7.18%	17.27%	1.71%
14	230630	Sunflower seed oilcake and other solid residues resulting from the extraction of sunflower seed oil	7.68	19.75	16.59	12.74	13.63	25.22	7.87	8.80	11.78%	1.72%	1.57%
15	151219	Sunflower-seed or safflower oil, their fractions, refined	0.89	1.00	2.32	4.01	3.72	4.71	9.74	8.16	-16.27%	31.87%	1.46%
16	760612	Aluminum alloy rectangular plates, >0.2 mm thick	3.23	4.64	4.30	3.44	4.37	8.19	6.07	7.66	26.22%	11.41%	1.37%
17	848390	Toothed wheels, chain sprockets	0.31	0.11	0.27	0.55	2.36	2.42	5.15	6.96	35.23%	47.84%	1.24%
18	846729	Tools, with self-contained electric motors, others	0.16	1.44	2.91	4.59	9.09	6.81	4.19	6.74	60.85%	59.75%	1.21%
19	851671	Electric coffee or tea makers	1.02	2.85	2.78	3.75	6.55	5.65	3.91	6.21	58.67%	25.31%	1.11%
20	903180	Measuring instruments,, others	0.50	0.27	0.15	0.24	0.14	0.19	1.70	6.18	>100%	37.11%	1.10%
21	900190	Lenses, mirrors, other optical elements, unmounted	2.81	2.53	2.41	2.86	4.95	4.86	4.41	5.52	25.21%	8.79%	0.99%
22	903090	Parts of instruments for measuring electrical quantities, others	0.01	0.01	0.00	0.00	0.01	1.91	3.76	5.26	40.05%	>100%	0.94%
23	401110	New pneumatic tires, of rubber, used on motor cars	0.46	2.57	3.08	2.89	4.19	4.77	4.34	5.12	17.88%	34.99%	0.91%
24	854442	Electric conductors, for <1000 v	1.52	0.91	0.98	1.55	2.93	2.97	3.50	4.47	27.75%	14.47%	0.80%
25	440712	Fir wood, of a thickness > 6mm	0.02	0.02	0.00	0.00	0.37	1.36	1.41	3.95	>100%	>100%	0.71%

* Due to insufficient data, the CAGR for Waters, sweetened or flavored was calculated for the 2018-2024 period.

Shares in total imports value (\$), %

* Product Categories Ranked 1 – 25 by the size of Import Value (out of 1 713 goods traded in 2024)

Rank by Imports value In 2024	HS Code	Product Description	Share, 2017, %	Share, 2018, %	Share, 2019, %	Share, 2020, %	Share, 2021, %	Share, 2022, %	Share, 2023, %	Share, 2024, %
1	010229	Cattle, live, other than purebred breeding	16.33%	6.98%	8.81%	9.53%	10.13%	9.30%	12.35%	15.92%
2	230641	Rape or colza seed oilcake and other solid residues, low erucic acid	5.52%	7.44%	6.42%	7.48%	7.41%	9.46%	8.10%	6.06%
3	847330	Parts for automatic data processing machines	2.03%	1.18%	1.04%	1.00%	1.86%	1.19%	2.75%	4.52%
4	854449	Insulated electric conductors, <80 v	1.45%	8.86%	9.28%	10.49%	10.28%	4.73%	4.74%	3.89%
5	330510	Shampoos for hair	2.32%	7.00%	5.46%	6.91%	3.62%	3.30%	4.48%	3.88%
6	220210	Waters, sweetened or flavored	0.00%	0.01%	0.00%	0.00%	0.00%	0.00%	0.00%	3.71%
7	870321	Motor vehicles with spark-ignition reciprocating piston engine, < 1,000 cc	2.32%	1.87%	1.44%	1.40%	1.68%	0.57%	0.96%	3.44%
8	240220	Cigarettes containing tobacco	0.61%	0.09%	0.02%	0.31%	0.38%	0.13%	0.31%	2.23%
9	441114	Medium density fiberboard, thickness > 9 mm	0.43%	0.03%	0.83%	2.90%	2.77%	2.76%	1.57%	2.23%
10	870322	Passenger motor vehicles with spark-ignition reciprocating piston engine, 1,000 - 1,500 cc	0.07%	0.20%	0.96%	0.49%	1.83%	2.82%	2.68%	2.00%
11	441011	Particle board, of wood	3.89%	1.38%	2.66%	3.00%	2.53%	2.79%	1.45%	1.97%
12	100590	Corn (maize), other than seed corn	0.04%	0.60%	8.87%	3.11%	9.00%	3.25%	2.28%	1.74%
13	940161	Seats with wooden frames, others	0.98%	2.32%	1.84%	2.18%	1.97%	1.38%	2.05%	1.71%
14	230630	Sunflower seed oilcake and other solid residues resulting from the extraction of sunflower seed oil	2.83%	4.90%	3.96%	2.95%	1.89%	3.41%	1.56%	1.57%
15	151219	Sunflower-seed or safflower oil, their fractions, refined	0.33%	0.25%	0.55%	0.93%	0.52%	0.64%	1.94%	1.46%
16	760612	Aluminum alloy rectangular plates, >0.2 mm thick	1.19%	1.15%	1.03%	0.80%	0.61%	1.11%	1.21%	1.37%
17	848390	Toothed wheels, chain sprockets	0.11%	0.03%	0.07%	0.13%	0.33%	0.33%	1.02%	1.24%
18	846729	Tools for working in the hand, with self-contained electric motors, others	0.06%	0.36%	0.70%	1.06%	1.26%	0.92%	0.83%	1.21%
19	851671	Electric coffee or tea makers	0.38%	0.71%	0.66%	0.87%	0.91%	0.76%	0.78%	1.11%
20	903180	Measuring instruments,, others	0.18%	0.07%	0.04%	0.06%	0.02%	0.03%	0.34%	1.10%
21	900190	Lenses, mirrors, other optical elements, unmounted	1.04%	0.63%	0.58%	0.66%	0.69%	0.66%	0.88%	0.99%
22	903090	Parts of instruments for measuring electrical quantities, others	0.00%	0.00%	0.00%	0.00%	0.00%	0.26%	0.75%	0.94%
23	401110	New pneumatic tires, of rubber, used on motor cars	0.17%	0.64%	0.74%	0.67%	0.58%	0.65%	0.86%	0.91%
24	854442	Electric conductors, for <1000 v	0.56%	0.23%	0.23%	0.36%	0.41%	0.40%	0.70%	0.80%
25	440712	Fir wood, of a thickness > 6mm	0.01%	0.00%	0.00%	0.00%	0.05%	0.18%	0.28%	0.71%

...represent 66.70% of total Israel imports from Romania

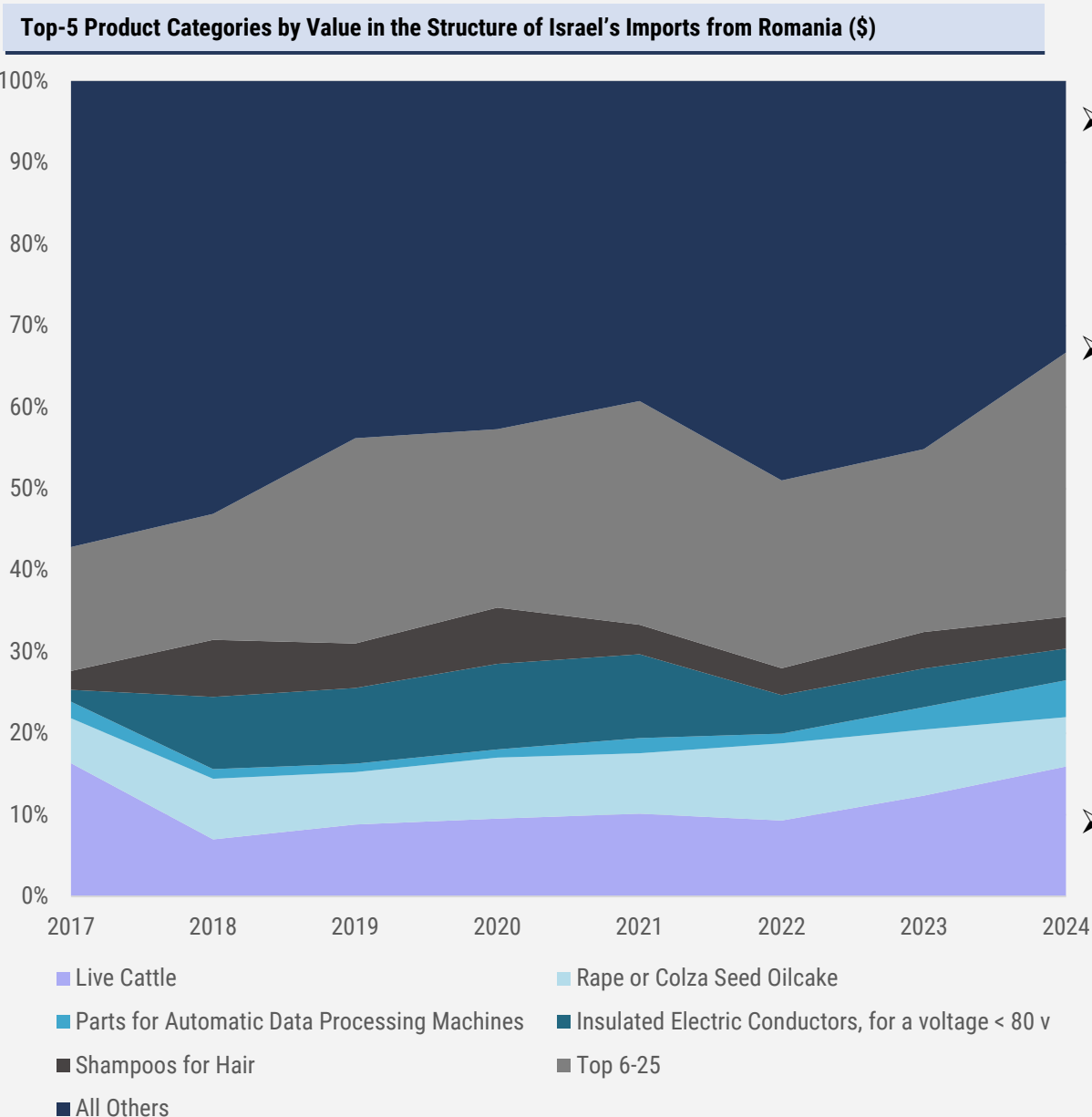
The **top-25 highest-value** product categories (6-digit HS classification) account for approximately **66.70%** of imports from Romania to Israel reaching **\$373.21 million** in 2024.

The Top 25 product groups are dominated by the following categories:

- **Live cattle: Totaling over \$89 million in 2024, representing 15.92% of Israel imports from Romania.**
- **Electrical Machinery, Their Parts and Electronic Components: Amounting to \$62.97 million in 2024, accounting for 11.25% of Israel's imports from Romania:**
 - Parts and accessories for automatic data processing machines and units thereof, magnetic or optical readers, transcribing machines, etc., others
 - Insulated electric conductors, for a voltage not exceeding 80 v, not fitted with connectors
 - Measuring or checking instruments, appliances and machines, others
 - Parts and accessories of instruments and apparatus for measuring, checking or detecting electrical quantities, or ionizing radiations, others
 - Electric conductors, for a voltage not exceeding 1000 v, fitted with connectors, others
- **Seed Oilcake: These products accounted for \$50.86 million, representing 9.09% of total imports:**
 - Rape or colza seed oilcake and other solid residues, low erucic acid, resulting from the extraction of rape or colza seed oil, whether or not ground
 - Sunflower seed oilcake and other solid residues resulting from the extraction of sunflower seed oil, whether or not ground or in the form of pellets
 - Sunflower-seed or safflower oil, and their fractions, refined but not chemically modified
- **Motor Vehicles and Their Parts: These products reached \$42.57 million, accounting for 7.61% of total Israel's imports from Romania.**
 - Passenger motor vehicles with spark-ignition internal combustion reciprocating piston engine, cylinder capacity not over 1,000 cc
 - Passenger motor vehicles with spark-ignition internal combustion reciprocating piston engine, cylinder capacity over 1,000 cc but not over 1,500 cc
 - Toothed wheels, chain sprockets and other transmission elements presented separately
 - New pneumatic tires, of rubber, of a kind used on motor cars (including station wagons and racing cars)
- Other Product Categories worth **\$216.8 million** accounting for **38.75%** of total Israel's imports from Romania and including: **Shampoos, Mineral Water, Corn, Cigarettes, Wood, Aluminum Articles, Optical Elements (including lenses, mirrors).**

Dynamics of Changes in the Structure of Israel's Imports from Romania

Live Cattle	\$89.08 M	15.92%
Imports Value in 2024	Share in total imports in 2024	
Rape or Colza Seed Oilcake	\$33.90 M	6.06%
Imports Value in 2024	Share in total imports in 2024	
Parts for Automatic Data Processing Machines	\$25.28 M	4.52%
Imports Value in 2024	Share in total imports in 2024	
Insulated Electric Conductors, for a voltage < 80 v	\$21.77 M	3.89%
Imports Value in 2024	Share in total imports in 2024	
Shampoos for Hair	\$21.72 M	3.88%
Imports Value in 2024	Share in total imports in 2024	



- During 2017 – 2024 the share of the top-25 categories steadily increased from 43% in 2017 to 67% in 2024, highlighting a **growing concentration** in key import positions.
- From 2017 to 2024, three categories – 1) **Cattle, live, other than purebred breeding**, 2) **Rape or colza seed oilcake and other solid residues**, and 3) **Parts for automatic data processing machines and units thereof** were leading in the imports structure: the **Cattle, live, other than purebred breeding** category ranked as the first largest import position in 2017, 2023 and 2024.
- The further analysis covers the import value dynamics of the 5 fastest growing and 5 most decreasing import positions, providing insights into shifting trade patterns and the evolving composition of Israel's import structure from Romania.

Most Growing and Declining Import Positions within Largest-value Segment

Out of the top-25 product positions, **Fir wood sawn or chipped lengthwise, sliced or peeled, of a thickness exceeding 6mm** category is characterized by imports values growing in all the periods considered (in 2024 and 2017 – 2024).

Notably, Fir wood sawn or chipped lengthwise, sliced or peeled, of a thickness exceeding 6mm is one of the most promising import positions, with an imports value of 3.95 M\$ in 2024 and experiencing rapid import growth in reviewed periods.

Goods with highest short-term growth of imports in 2024

HS Code	Product Description	Imports in 2024, M\$	Growth Rate in 2024 (\$), %
240220	Cigarettes containing tobacco	12.46	710%
870321	Passenger motor vehicles with spark-ignition internal combustion reciprocating piston engine, cylinder capacity not over 1,000 cc	19.27	298%
903180	Measuring or checking instruments, appliances and machines, others	6.18	263%
440712	Fir wood sawn or chipped lengthwise, sliced or peeled, of a thickness exceeding 6mm	3.95	180%
847330	Parts for automatic data processing machines and units thereof, magnetic or optical readers, etc., others	25.28	82.77%

Goods with highest short-term decrease of imports in 2024

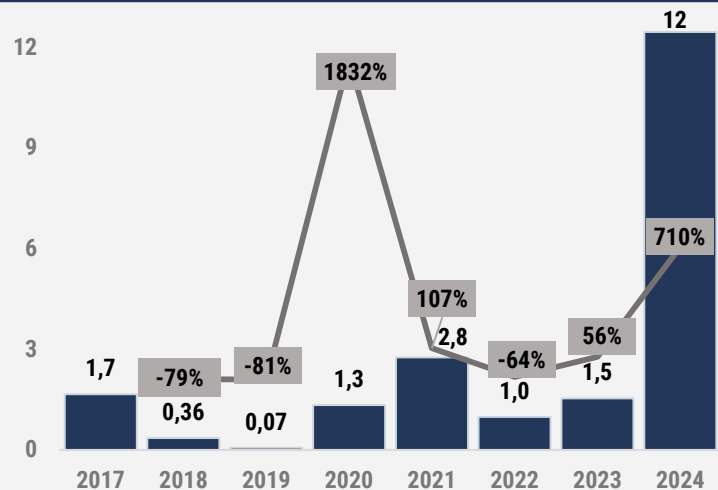
HS Code	Product Description	Imports in 2024, M\$	Growth Rate in 2024 (\$), %
870322	Passenger motor vehicles with spark-ignition internal combustion reciprocating piston engine, cylinder capacity over 1,000 cc but not over 1,500 cc	11.22	-16.85%
230641	Rape or colza seed oilcake and other solid residues, low erucic acid, resulting from the extraction of rape or colza seed oil, whether or not ground	33.90	-16.84%
151219	Sunflower-seed or safflower oil, and their fractions, refined but not chemically modified	8.16	-16.27%
100590	Corn (maize), other than seed corn	9.72	-15.30%
854449	Insulated electric conductors, for a voltage not exceeding 80 v, not fitted with connectors	21.77	-8.72%

Goods with highest long-term growth of imports

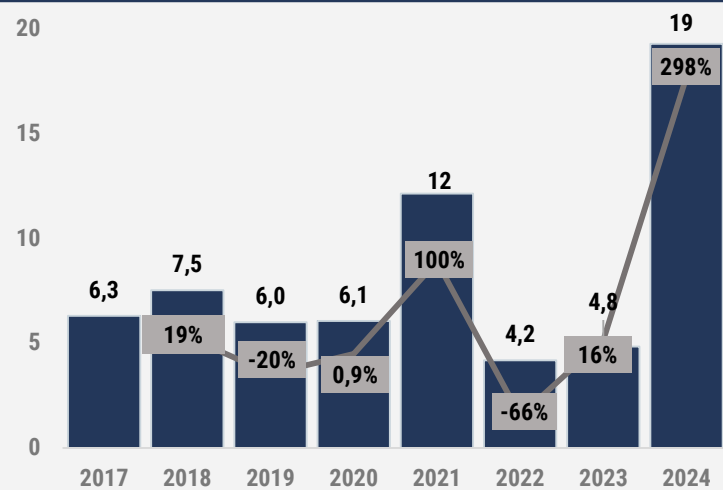
HS Code	Product Description	Imports in 2024, M\$	8Y CAGR, 2017-2024 (\$), %
220210	Waters, including mineral waters and aerated waters, sweetened or flavored	20.76	153.33%
903090	Parts of instruments and apparatus for measuring, checking or detecting electrical quantities, or ionizing radiations, others	5.26	116.24%
440712	Fir wood sawn or chipped lengthwise, sliced or peeled, of a thickness exceeding 6mm	3.95	100.69%
100590	Corn (maize), other than seed corn	9.72	73.75%
870322	Passenger motor vehicles with spark-ignition internal combustion reciprocating piston engine, cylinder capacity over 1,000 cc but not over 1,500 cc	11.22	66.71%
846729	Tools for working in the hand, with self-contained electric motors, others	6.74	59.75%

Top-5 Positions with the Highest Increase of Imports in Short-term

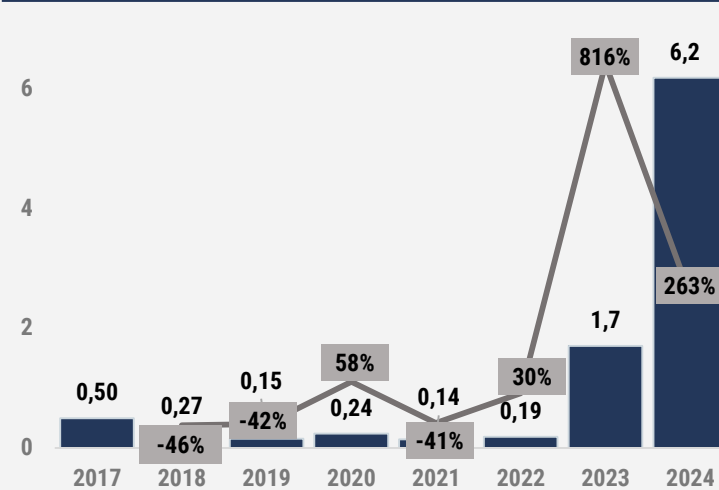
Imports Value of Cigarettes containing tobacco, M\$



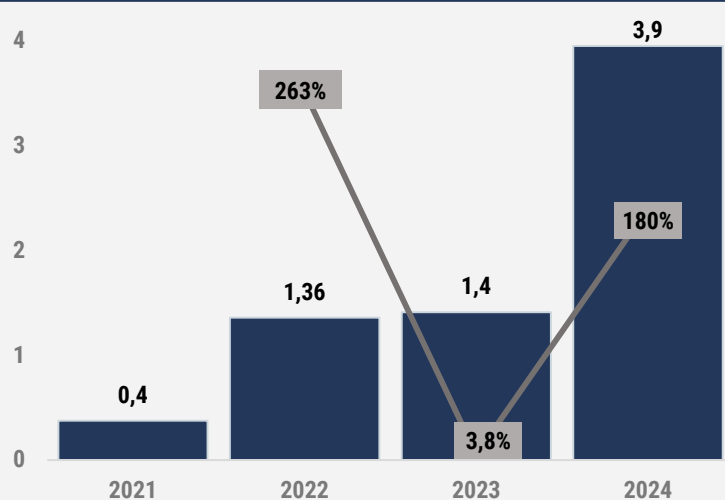
Imports Value of Motor Vehicles with spark-ignition engine,<1,000 cc, M\$



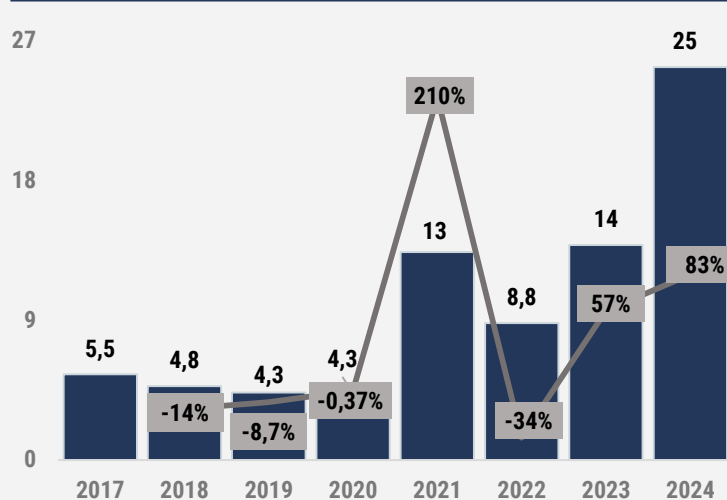
Imports Value of Measuring Instruments, others, M\$



Imports Value of Fir Wood Sawn or Chipped Lengthwise, > 6mm, M\$

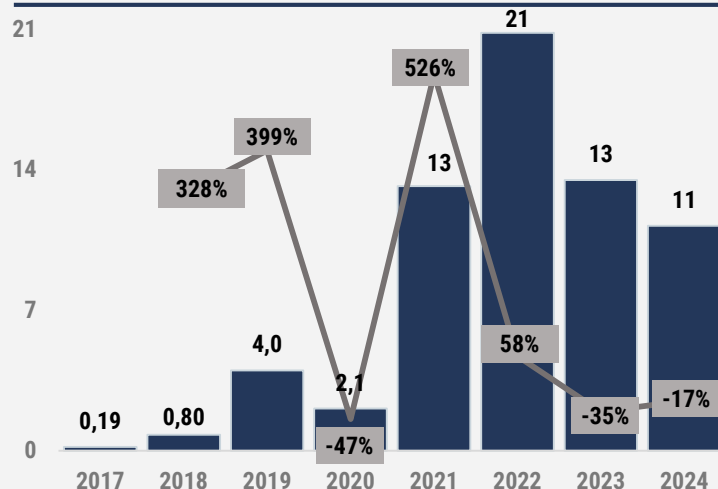


Imports Value of Parts for Data Processing Machines, others, M\$

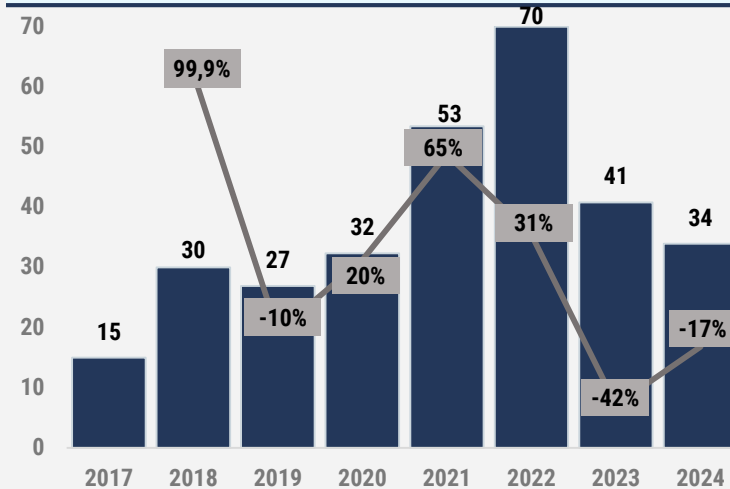


Top-5 Positions with the Highest **Decrease** of Imports in Short-term

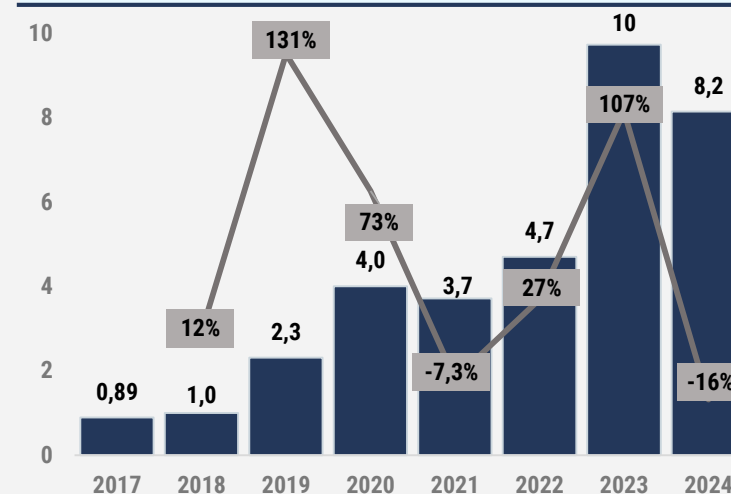
Imports Value of Motor Vehicles with spark-ignition reciprocating piston engine, 1,000-1,500 cc, M\$



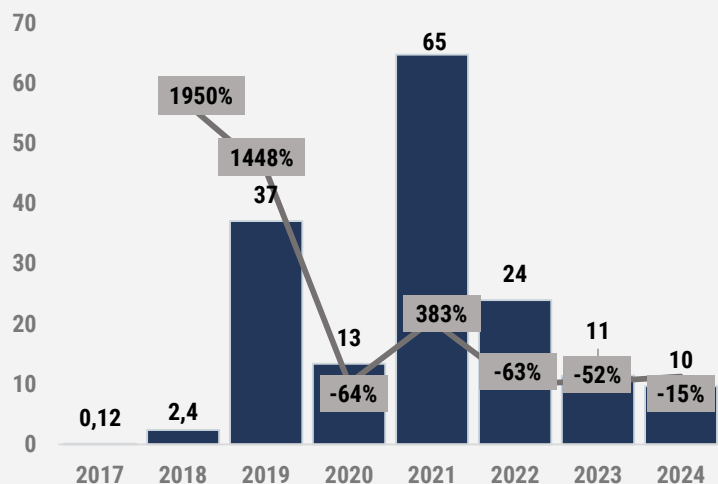
Imports Value of Rape or Colza Seed Oilcake, M\$



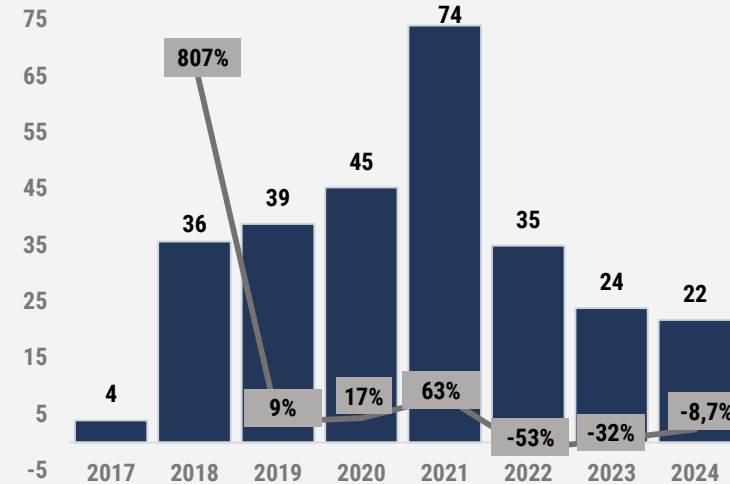
Imports Value Of Sunflower-Seed or Safflower Oil, refined, M\$



Imports Value of Corn (maize), other than seed corn, M\$

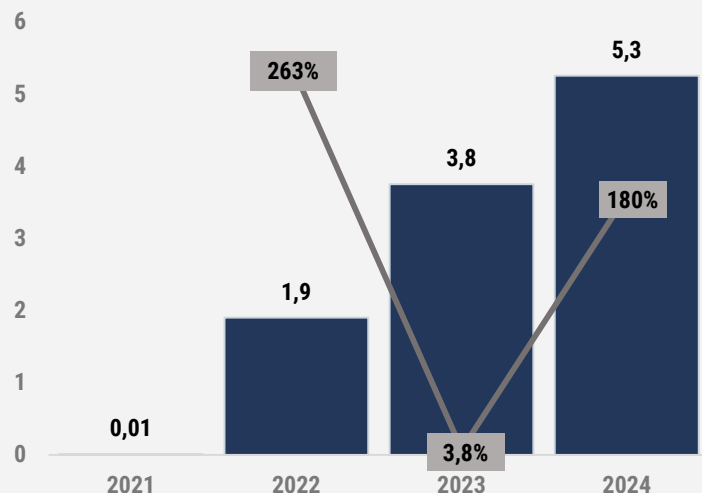


Imports Value of Insulated Electric Conductors, <80 v, M\$

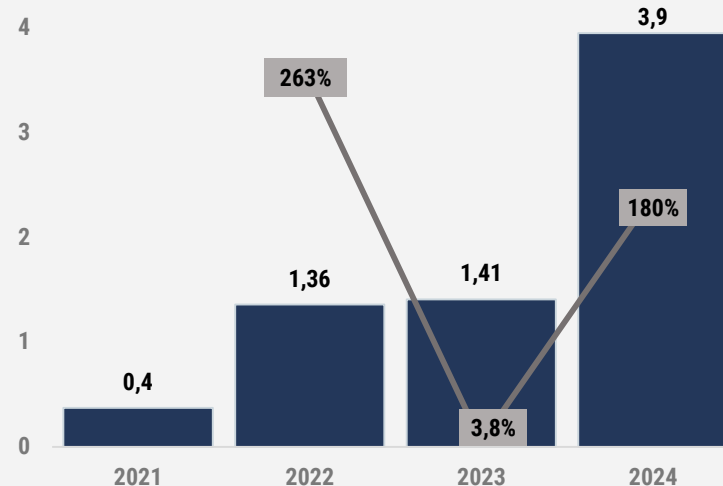


Top-5 Positions with the Highest Increase of Imports in Long-term

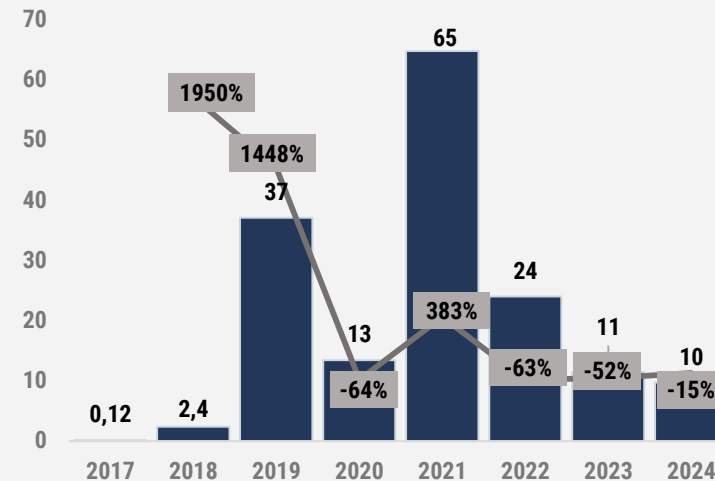
Imports Value of Parts of Apparatus for Measuring Radiations, M\$



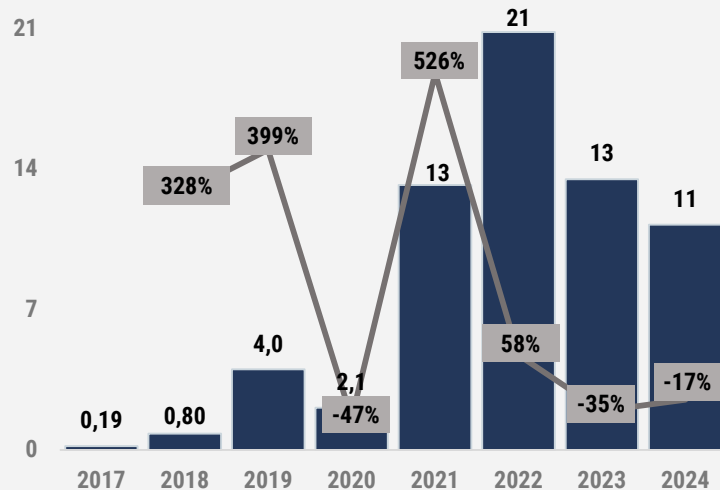
Imports Value of Fir Wood Sawn or Chipped Lengthwise, > 6mm, M\$



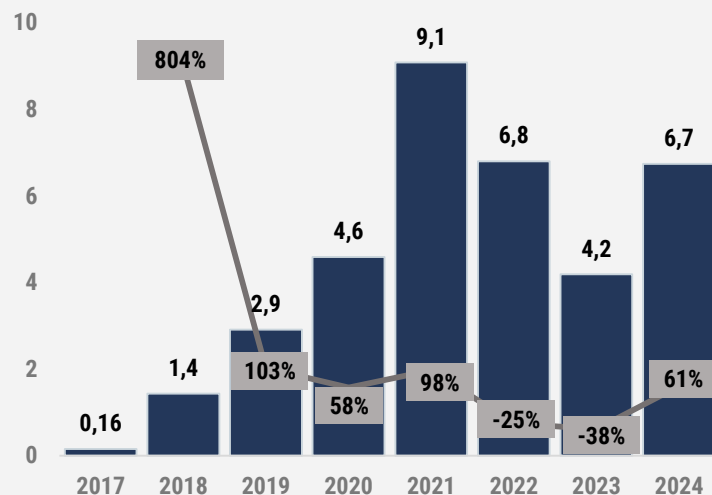
Imports Value of Corn (maize), other than seed corn, M\$



Imports Value of Motor Vehicles with spark-ignition reciprocating piston engine, 1,000-1,500 cc, M



Imports Value of Tools, with self-contained electric motors, others, M\$

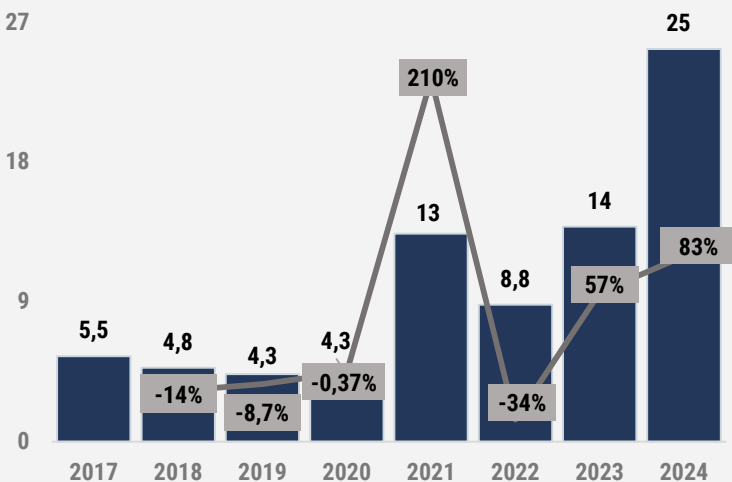


Top-Ranked Import Positions within the Largest-Value Segment

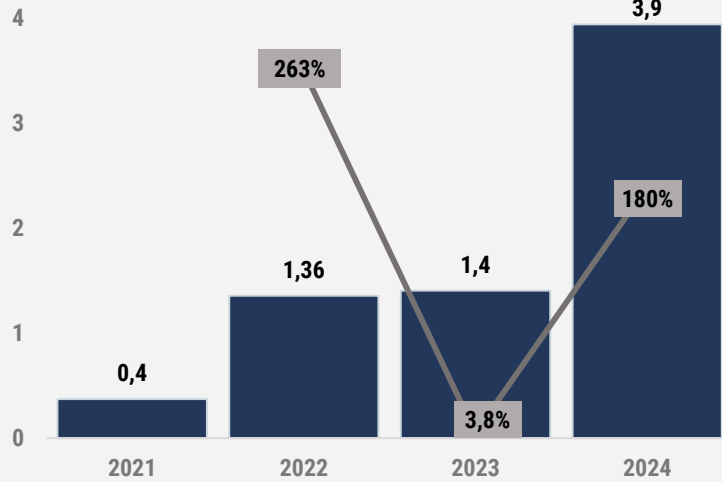
Category Scores for Import Potential Estimation

HS Code	Product Description	Imports in 10M 2024, Scores (0-10)	7Y CAGR 2017-2023, Scores (0-10)	Growth Rate in 10M 2024, Scores (0-10)	Total Quantity of Scores
847330	Parts and accessories for automatic data processing machines and units thereof, magnetic or optical readers, transcribing machines, etc., others	7	5	6	18
440712	Fir wood sawn or chipped lengthwise, sliced or peeled, of a thickness exceeding 6mm	0	9	8	17
903180	Measuring or checking instruments, appliances and machines, others	1	5	10	16
010229	Cattle, live, other than purebred breeding	10	0	5	15
870321	Passenger motor vehicles with spark-ignition internal combustion reciprocating piston engine, cylinder capacity not over 1,000 cc	5	0	10	15
441114	Medium density fiberboard, of a thickness exceeding 9 mm	3	6	6	15
903090	Parts and accessories of instruments and apparatus for measuring, checking or detecting electrical quantities, or ionizing radiations, others	0	10	5	15
846729	Tools for working in the hand, with self-contained electric motors, others	1	7	6	14

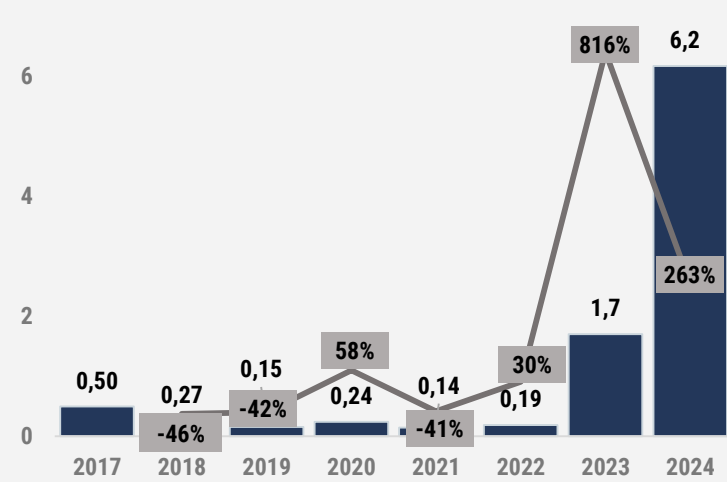
Imports Value of Parts for Data Processing Machines, others, M\$



Imports Value of Fir Wood Sawn or Chipped Lengthwise, >6mm, M\$

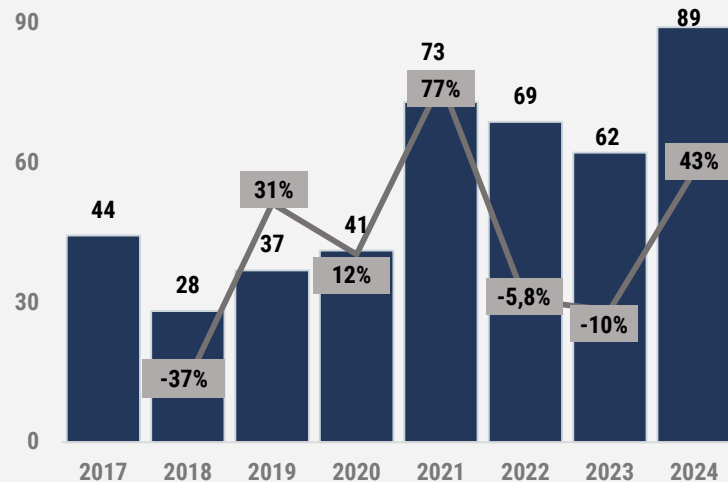


Imports Value of Measuring Instruments, others, M\$

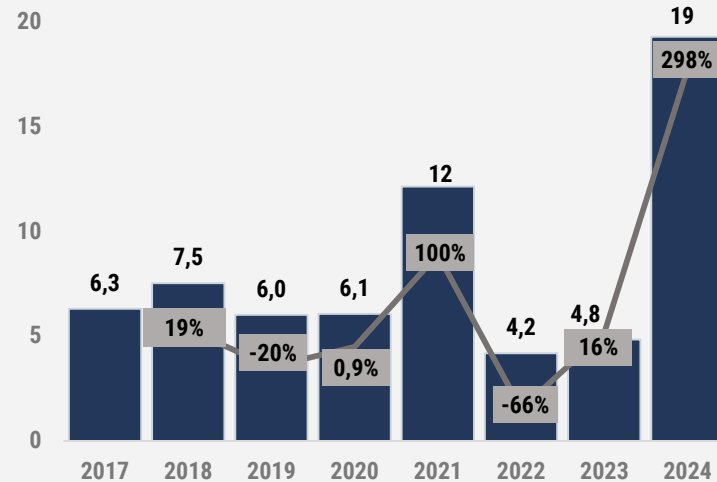


Top-Ranked Import Positions within the Largest-Value Segment

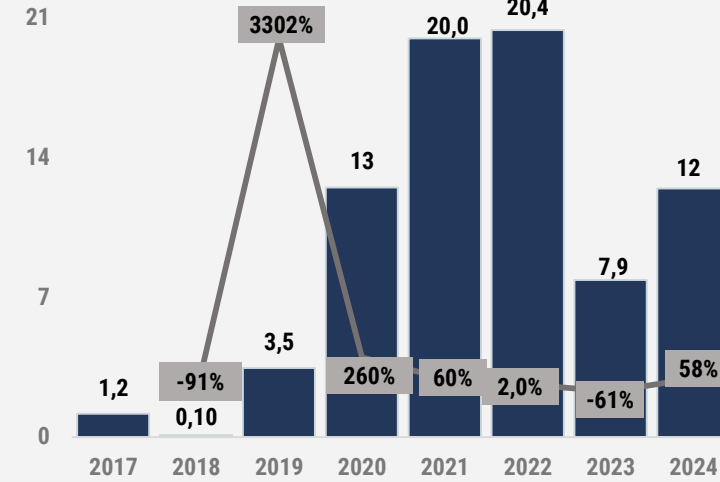
Imports Value of Cattle, live, other than purebred breeding, M\$



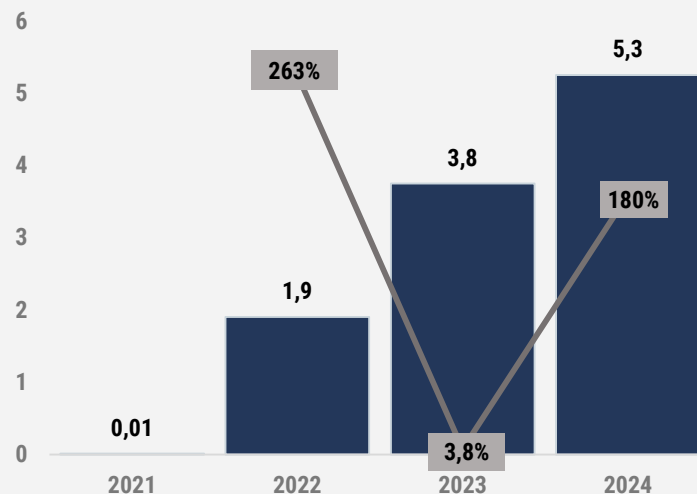
Imports Value of Motor Vehicles with spark-ignition engine,<1,000 cc, M\$



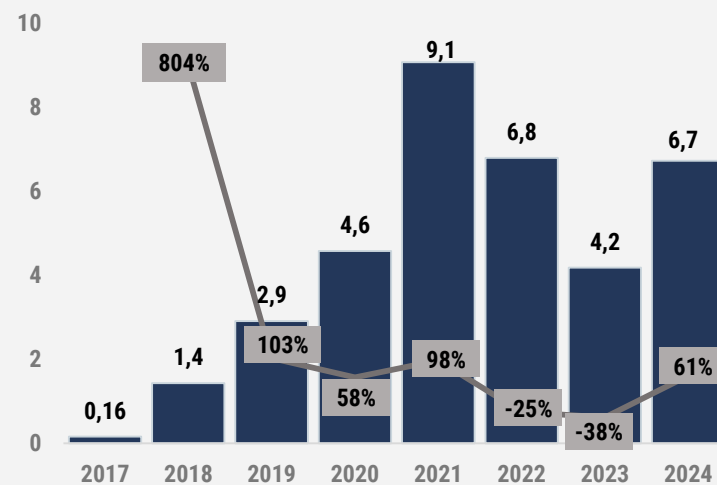
Imports Value of Medium Density Fiberboard, >9 mm, M\$



Imports Value of Parts of Apparatus for measuring radiations, others, M\$



Imports Value of Tools for working in the hand, with self-contained electric motors, others, M\$

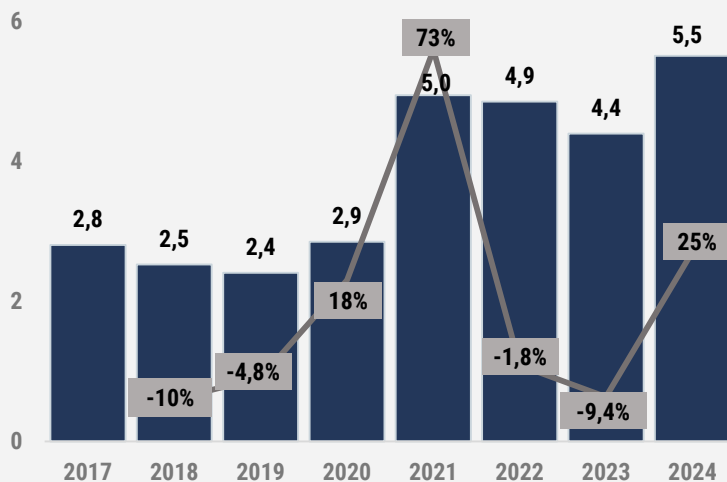


Lowest-Ranked Import Positions within the Largest-Value Segment

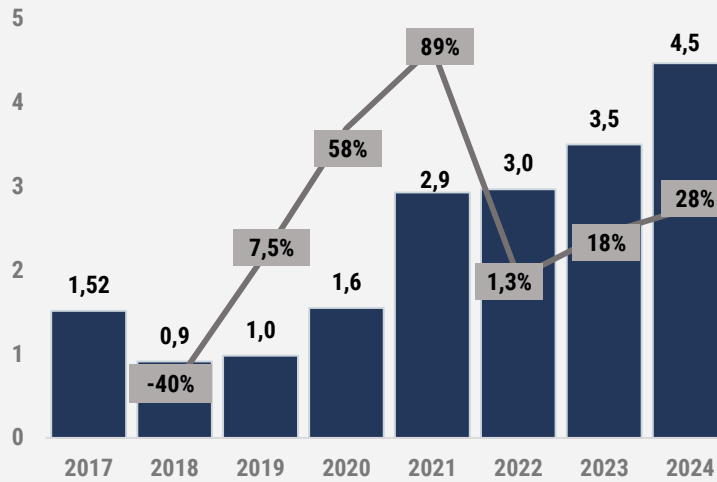
Category Scores for Import Potential Estimation

HS Code	Product Description	Imports in 10M 2024, Scores (0-10)	7Y CAGR 2017-2023, Scores (0-10)	Growth Rate in 10M 2024, Scores (0-10)	Total Quantity of Scores
900190	Lenses (except contact and spectacle), prisms, mirrors and other optical elements, unmounted, other than elements of glass not optically worked	1	0	1	2
854442	Electric conductors, for a voltage not exceeding 1000 v, fitted with connectors, others	0	1	1	2
230630	Sunflower seed oilcake and other solid residues resulting from the extraction of sunflower seed oil, whether or not ground or in the form of pellets	2	0	1	3
760612	Aluminum alloy rectangular (including square) plates, sheets and strip, over 0.2 mm thick	1	1	1	3
220210	Waters, including mineral waters and aerated waters, sweetened or flavored	6	0	0	6
441011	Particle board, of wood	2	0	5	7
940161	Seats with wooden frames, upholstered, others	2	5	0	7
151219	Sunflower-seed or safflower oil, and their fractions, refined but not chemically modified	1	6	0	7

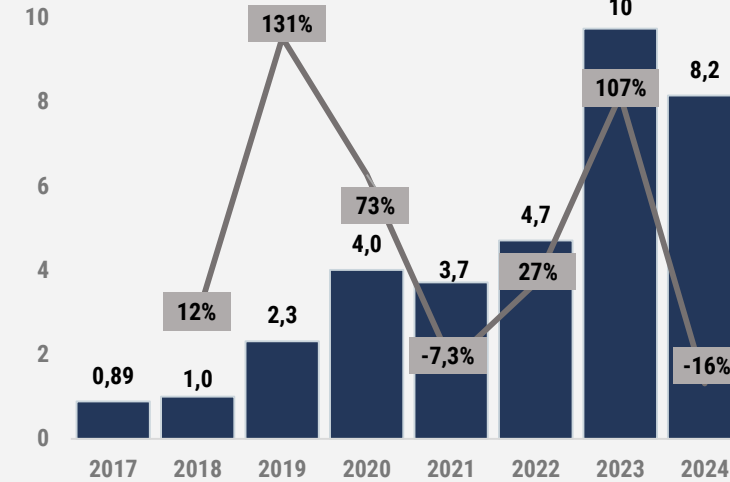
Imports Value of Lenses, Prisms, Mirrors, unmounted, M\$



Imports Value of Electric Conductors, for <1000 v, others, M\$

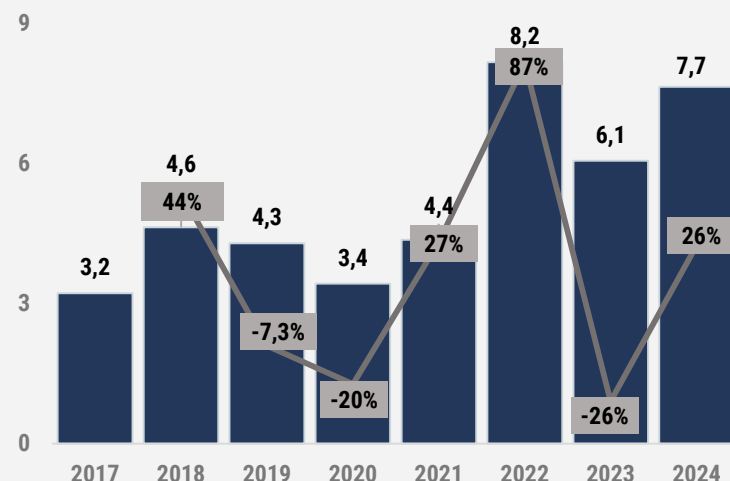


Imports Value Of Sunflower Seed Oilcake, M\$



Lowest-Ranked Import Positions within the Largest-Value Segment

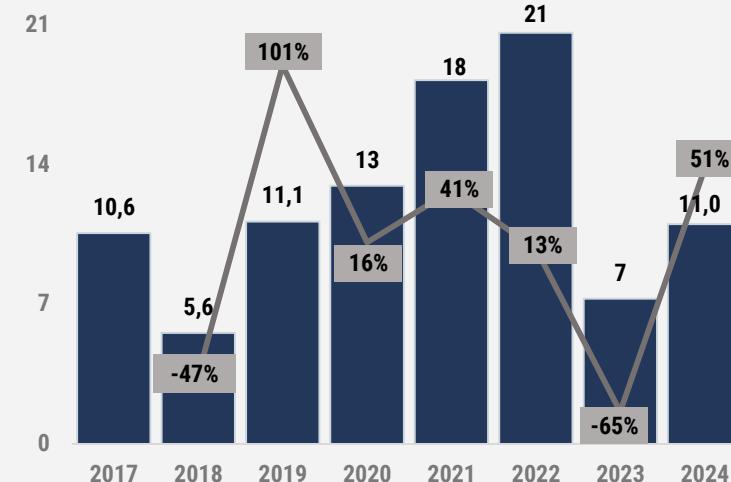
Imports Value of Aluminum alloy rectangular plates, strip, >0.2 mm, M\$



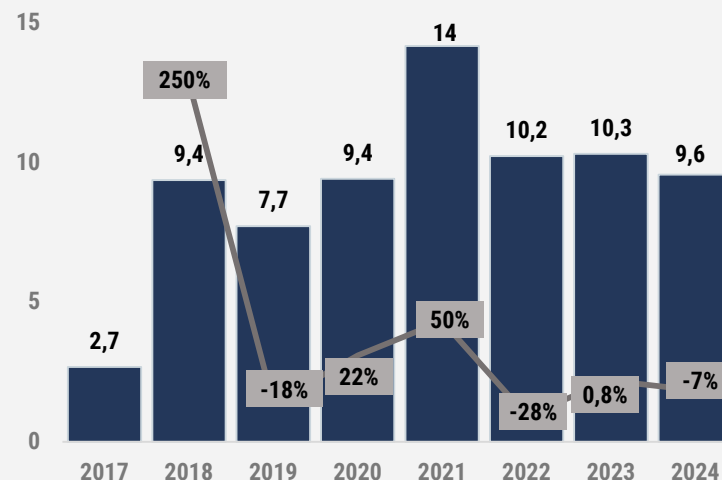
Imports Value of Waters, including Mineral Waters, M\$

Due to insufficient reliable data, a graph of the dynamics of the import value of Waters, including Mineral Waters, was not shown.

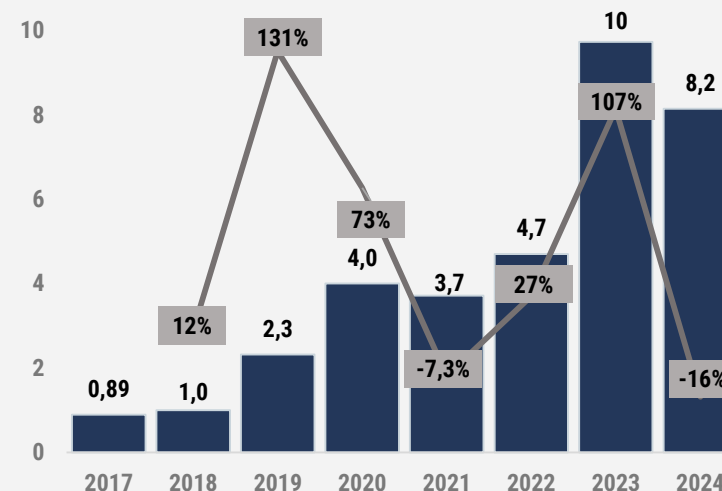
Imports Value of Particle Board, of Wood, M\$



Imports Value of Seats with wooden frames, upholstered, M\$



Imports Value of Sunflower-seed or Safflower Oil, refined, M\$



2

**Champion-Value Segment:
from 1.62 M\$ – 3.90 M\$ per
one product**

Imported Goods from Romania to Israel with Imports Value of 1.62 – 3.9 M\$

* Product Categories Ranked **26– 50** by the size of Import Value (out of 1 713 goods traded in 2024)

Rank by Imports value In 2024	HS Code	Product Description	2017, M\$	2018, M\$	2019, M\$	2020, M\$	2021, M\$	2022, M\$	2023, M\$	2024, M\$	Growth Rate in 2024	8Y CAGR, 2017-2024	Share in total imports in 2024
26	940360	Wooden furniture, others	2.61	5.20	4.63	3.57	3.96	5.23	2.93	3.87	32.04%	5.05%	0.69%
27	300490	Medicaments, in measured doses, etc., others	0.05	0.27	0.44	3.61	5.11	1.71	4.24	3.45	-18.73%	72.01%	0.62%
28	730890	Structures and parts of structures, of iron or steel	0.44	0.32	0.36	1.74	1.72	3.10	1.64	3.36	>100%	28.81%	0.60%
29	330590	Preparations for use on the hair, others	1.06	11.61	19.81	13.35	6.62	3.84	3.37	3.34	-0.74%	15.49%	0.60%
30	880730	Aircraft and spacecraft; parts of aeroplanes, unmanned aircraft n.e.c. in heading no. 8807	n/a	n/a	n/a	n/a	n/a	0.31	0.69	3.08	>100%	n/a	0.55%
31	850440	Electrical static converters; power supplies for adp machines or units of 8471	0.68	5.87	1.31	1.41	1.14	1.72	3.02	2.90	-3.91%	19.78%	0.52%
32	870331	Passenger motor vehicles with compression-ignition combustion piston engine, < 1,500 cc	23.71	43.92	10.93	11.23	3.97	2.90	4.60	2.85	-37.95%	-23.26%	0.51%
33	850131	Dc motors others and generators of output < 750 w	0.92	0.36	0.83	0.53	0.77	1.12	2.08	2.83	35.87%	15.12%	0.51%
34	940171	Seats with metal frames, upholstered, others	0.01	0.08	0.15	0.08	0.22	0.51	1.03	2.81	>100%	>100%	0.50%
35	902680	Instruments for checking other variables of liquids	0	0.02	0.01	0.02	0.02	0.04	0.02	2.81	>100%	>100%	0.50%
36	220300	Beer made from malt	0.08	0.07	0.14	0.13	0.12	1.04	2.62	2.57	-2.06%	54.52%	0.46%
37	640399	Footwear, with outer soles of rubber, and uppers of leather others, not covering the ankle	6.15	2.02	0.82	1.07	1.73	2.63	3.14	2.45	-22.04%	-10.86%	0.44%
38	850152	Ac motors , multi-phase, of an output 750 w - 75 kw	0	0.01	0.10	0.84	0.36	0.75	0.83	2.41	>100%	>100%	0.43%
39	940141	Seats, other than camping equipment	n/a	n/a	n/a	n/a	n/a	0.55	0.76	2.27	>100%	n/a	0.40%
40	481940	Sacks and bags, others	0.69	1.17	1.11	1.35	2.05	2.11	2.54	2.20	-13.41%	15.61%	0.39%
41	392321	Sacks and bags, of polymers of ethylene	0	0	0.01	0	0	0	0	2.19	n/a	n/a	0.39%
42	761290	Aluminum boxes and similar plain, of <300 liters	0	0.001	0.05	0.07	0	0	0.92	2.12	>100%	>100%	0.38%
43	903289	Automatic regulating instruments, others	0.87	0.51	0.34	0.61	0.57	0.59	0.83	2.11	>100%	11.72%	0.38%
44	853650	Electrical switches for a <1,000 v, others	0.07	0.45	0.64	0.52	0.71	0.76	0.78	2.08	>100%	52.26%	0.37%
45	100199	Wheat, meslin, not durum wheat, other than seed	4.97	4.11	18.71	18.19	29.88	32.62	0	2.00	n/a	-10.78%	0.36%
46	321410	Mastics, painters' fillings	2.07	2.12	2.56	2.90	3.41	2.97	2.80	1.88	-32.86%	-1.21%	0.34%
47	853890	Parts for electrical apparatus for electrical circuits, boards, panels etc. for electric control, others	3.55	7.23	6.94	7.89	26.05	9.07	2.31	1.81	-21.62%	-8.06%	0.32%
48	854470	insulated optical fiber cables	0.57	0.72	0.83	0.26	0.40	0.53	0.23	1.81	>100%	15.60%	0.32%
49	940320	Metal furniture, others	0.64	0.17	0.70	0.41	0.88	0.44	0.88	1.74	98.52%	13.26%	0.31%
50	480300	Facial tissue, towel or napkin stock and similar paper, cellulose fiber wadding and webs	0.08	0	0.15	0.22	0.09	0	0	1.65	n/a	45.80%	0.30%

* Due to insufficient data, the CAGRs for Instruments for checking other variables of gases, Wheat, meslin (not durum wheat), Aluminum boxes and similar plain (of <300 liters), AC Motors (multi-phase, output 750 w – 75 kw) were calculated for the 2018-2024

Shares in total imports value (\$), %

* Product Categories Ranked **26– 50** by the size of Import Value (out of 1 713 goods traded in 2024)

Rank by Imports value In 2024	HS Code	Product Description	Share, 2017, %	Share, 2018, %	Share, 2019, %	Share, 2020, %	Share, 2021, %	Share, 2022, %	Share, 2023, %	Share, 2024, %
26	940360	Wooden furniture, others	0.96%	1.29%	1.11%	0.83%	0.55%	0.71%	0.58%	0.69%
27	300490	Medicaments, in measured doses, etc., others	0.02%	0.07%	0.10%	0.84%	0.71%	0.23%	0.84%	0.62%
28	730890	Structures and parts of structures, of iron or steel	0.16%	0.08%	0.09%	0.40%	0.24%	0.42%	0.33%	0.60%
29	330590	Preparations for use on the hair, others	0.39%	2.88%	4.73%	3.09%	0.92%	0.52%	0.67%	0.60%
30	880730	Aircraft and spacecraft; parts of aeroplanes, unmanned aircraft n.e.c. in heading no. 8807	n/a	n/a	n/a	n/a	n/a	0.04%	0.14%	0.55%
31	850440	Electrical static converters; power supplies for adp machines or units of 8471	0.25%	1.46%	0.31%	0.33%	0.16%	0.23%	0.60%	0.52%
32	870331	Passenger motor vehicles with compression-ignition combustion piston engine, < 1,500 cc	8.73%	10.91%	2.61%	2.60%	0.55%	0.39%	0.91%	0.51%
33	850131	Dc motors others and generators of output < 750 w	0.34%	0.09%	0.20%	0.12%	0.11%	0.15%	0.41%	0.51%
34	940171	Seats with metal frames, upholstered, others	0.00%	0.02%	0.04%	0.02%	0.03%	0.07%	0.21%	0.50%
35	902680	Instruments for checking other variables of liquids	0.00%	0.00%	0.00%	0.01%	0.00%	0.01%	0.00%	0.50%
36	220300	Beer made from malt	0.03%	0.02%	0.03%	0.03%	0.02%	0.14%	0.52%	0.46%
37	640399	Footwear, with outer soles of rubber, and uppers of leather others, not covering the ankle	2.26%	0.50%	0.19%	0.25%	0.24%	0.36%	0.63%	0.44%
38	850152	Ac motors , multi-phase, of an output 750 w - 75 kw	0.00%	0.00%	0.02%	0.19%	0.05%	0.10%	0.16%	0.43%
39	940141	Seats, other than camping equipment	n/a	n/a	n/a	n/a	n/a	0.07%	0.15%	0.40%
40	481940	Sacks and bags, others	0.25%	0.29%	0.26%	0.31%	0.28%	0.29%	0.50%	0.39%
41	392321	Sacks and bags, of polymers of ethylene	0.00%	0.00%	0.00%	0.00%	0.00%	0.00%	0.00%	0.39%
42	761290	Aluminum boxes and similar plain, of <300 liters	0.00%	0.00%	0.01%	0.02%	0.00%	0.00%	0.18%	0.38%
43	903289	Automatic regulating instruments, others	0.32%	0.13%	0.08%	0.14%	0.08%	0.08%	0.17%	0.38%
44	853650	Electrical switches for a <1,000 v, others	0.03%	0.11%	0.15%	0.12%	0.10%	0.10%	0.16%	0.37%
45	100199	Wheat, meslin, not durum wheat, other than seed	1.83%	1.02%	4.47%	4.22%	4.15%	4.41%	0.00%	0.36%
46	321410	Mastics, painters' fillings	0.76%	0.53%	0.61%	0.67%	0.47%	0.40%	0.56%	0.34%
47	853890	Parts for electrical apparatus for electrical circuits, boards, panels etc. for electric control, others	1.31%	1.79%	1.66%	1.83%	3.62%	1.23%	0.46%	0.32%
48	854470	insulated optical fiber cables	0.21%	0.18%	0.20%	0.06%	0.06%	0.07%	0.05%	0.32%
49	940320	Metal furniture, others	0.24%	0.04%	0.17%	0.10%	0.12%	0.06%	0.17%	0.31%
50	480300	Facial tissue, towel or napkin stock and similar paper, cellulose fiber wadding and webs	0.03%	0.00%	0.04%	0.05%	0.01%	0.00%	0.00%	0.30%

...Exceed 11.18% of total Israel's imports from Romania

This **group** with imports value of more than 1.62 and less than 3.90 M\$ (under 6-digit HS classification) represent **11.18%** of Israel's imports from Romania, reaching nearly **\$62.56 million** in 2024.

This Group is dominated by the following product categories:

- **Electrical Machinery, Equipment and Parts Thereof: These accounted for \$16.95 million, accounting for 3.03% of total imports from Romania to Israel:**
 - Electrical static converters; power supplies for adp machines or units of 8471
 - Instruments and apparatus for measuring or checking other variables of liquids or gases, others
 - Automatic regulating or controlling instruments and apparatus, others
 - Parts for electrical apparatus for electrical circuits, boards, panels etc. for electric control or distribution of electricity, others
- **Furniture: Amounting to nearly \$5.61 million, accounting for approximately 1.0% of Israel's imports from Romania:**
 - Wooden furniture, others
 - Metal furniture, others
- **Seats: Totaling nearly \$0.52 million over the first ten months of 2024, representing % of Israel's imports from Romania:**
 - Seats with metal frames, upholstered, others
 - Seats, convertible into beds of wood, other than garden seatc or camping equipment
- Other Product Categories include: **Medicaments (in measured doses), Iron or Steel Articles, Parts of Aeroplanes or Unmanned Aircraft, Motor Vehicles, Beer, Footwear, Wheat and Meslin Optical Fiber Cables, Preparations for Use on the Hair.**

Most Growing Import Positions Within Champion-Value Segment

Out of the positions of the 2nd group, three positions – **1) Aluminum casks, drums, cans, boxes and similar plain (unfitted containers, of a capacity not over 300 liters), 2) Ac motors others, multi-phase, of an output exceeding 750 w but not exceeding 75 kw, and 3) Instruments for measuring or checking other variables of liquids or gases (others)** – stand out as showing the most significant long-term growth in import value (2017-2024). Furthermore, these categories demonstrated remarkable increases in 2024, growing by more than 130% compared to the previous year.

Goods with highest short-term growth of imports in 2024

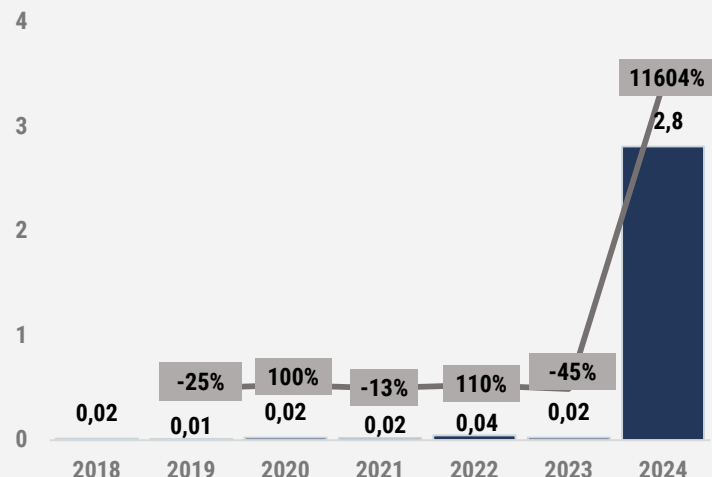
HS Code	Product Description	Imports in 2024, M\$	Growth Rate in 2024 (\$), %
902680	Instruments and apparatus for measuring or checking other variables of liquids or gases, others	2.81	11604%
854470	Insulated optical fiber cables, made up of individually sheathed fibers	1.81	692%
880730	Aircraft and spacecraft; parts of aeroplanes, helicopters or unmanned aircraft n.e.c. in heading no. 8807	3.08	349%
940141	Seats, other than garden seats or camping equipment	2.27	197%
850152	Ac motors others, multi-phase, of an output exceeding 750 w but not exceeding 75 kw	2.41	192%
940171	Seats with metal frames, upholstered, others	2.81	172%
853650	Electrical switches for <1,000 v, others	2.08	167%
903289	Automatic regulating or controlling instruments and apparatus, others	2.11	153%
761290	Aluminum casks, drums, cans, boxes and similar plain, unfitted containers, of a capacity not over 300 liters	2.12	130%
730890	Structures and parts of structures others, of iron or steel	3.36	105%
940320	Metal furniture, others	1.74	98.52%
850131	DC motors others and generators of an output <750 w	2.83	35.87%
940360	Wooden furniture, others	3.87	32.04%

Goods with highest long-term growth of imports

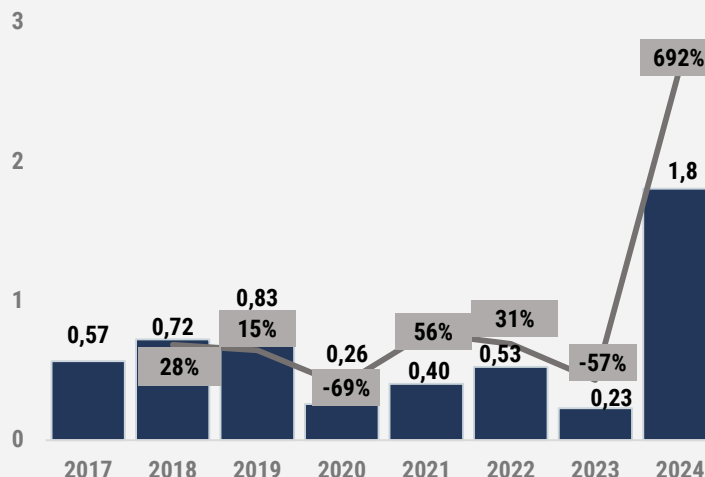
HS Code	Product Description	Imports in 2024, M\$	8Y CAGR, 2017-2024 (\$), %
761290	Aluminum casks, drums, cans, boxes and similar plain, unfitted containers, of a capacity not over 300 liters	2.12	199%
850152	Ac motors others, multi-phase, of an output exceeding 750 w but not exceeding 75 kw	2.41	126%
902680	Instruments and apparatus for measuring or checking other variables of liquids or gases, others	2.81	109%
940171	Seats with metal frames, upholstered, others	2.81	102%
300490	Medicaments, in measured doses, etc., others	3.45	72.01%
220300	Beer made from malt	2.57	54.52%
853650	Electrical switches for <1,000 v, others	2.08	52.26%
480300	Toilet, facial tissue, towel or napkin stock and similar paper, cellulose fiber wadding and webs	1.65	45.80%
730890	Structures and parts of structures others, of iron or steel	3.36	28.81%
850440	Electrical static converters; power supplies for adp machines or units of 8471	2.90	19.78%
481940	Sacks and bags, others, including cones, of paper, paperboard, cellulose wadding or webs of cellulose fibers	2.20	15.61%
854470	Insulated optical fiber cables, made up of individually sheathed fibers	1.81	15.60%
330590	Preparations for use on the hair, others	3.34	15.49%
850131	DC motors others and generators of an output < 750 w	2.83	15.12%
940320	Metal furniture, others	1.74	13.26%

Top-6 Positions with the Highest Increase of Imports in Short-term

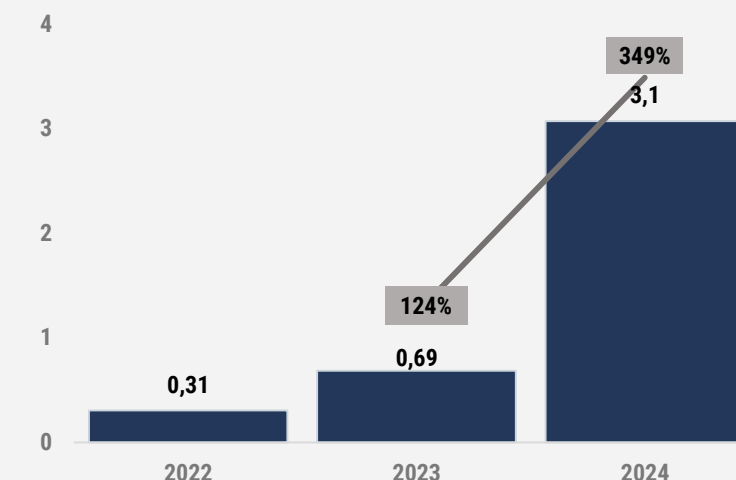
Imports Value of Instruments for Measuring Other Variables of Liquids or Gases, others, M\$



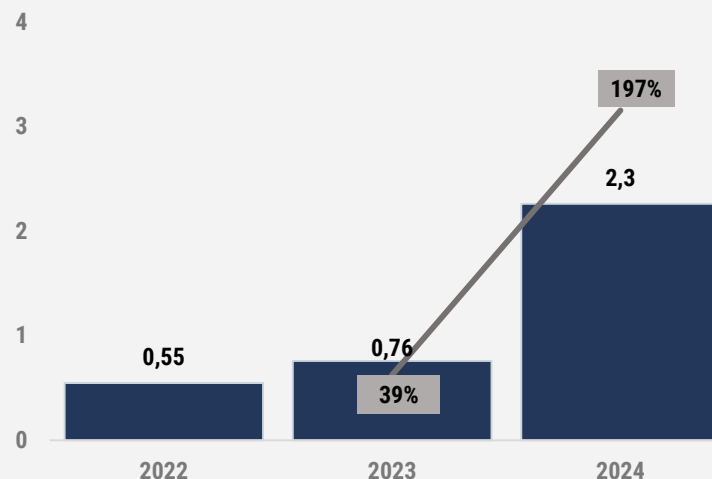
Imports Value of Insulated Optical Fiber Cables, M\$



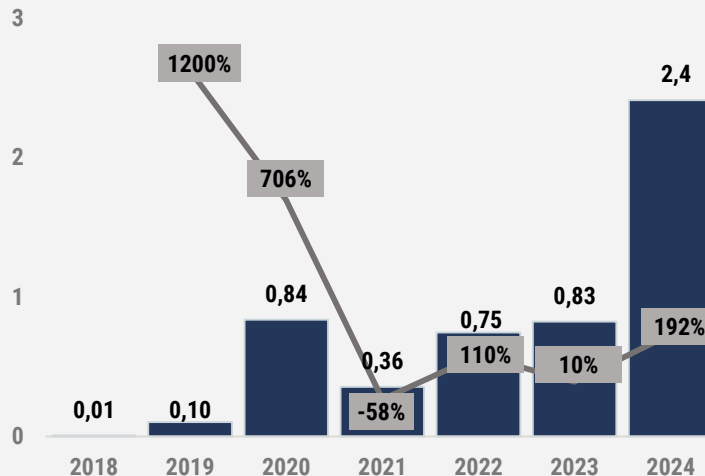
Imports Value of Aircraft and Spacecraft; Parts of Helicopters or Unmanned Aircraft n.e.c. in heading no. 8807, M\$



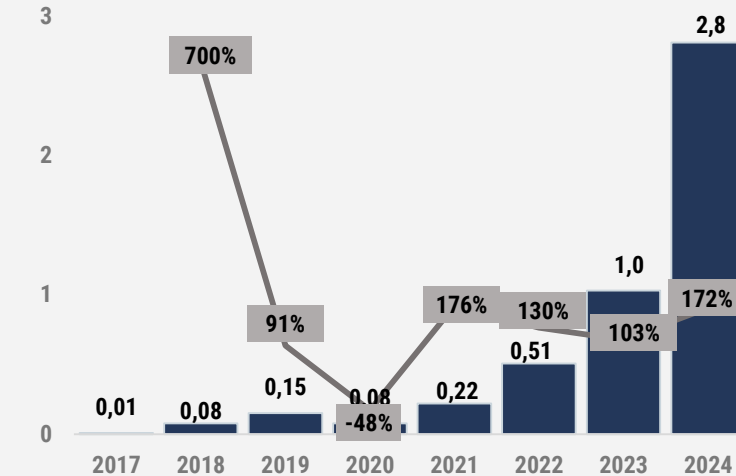
Imports Value of Seats, other than Camping Equipment, M\$



Imports Value of Ac motors, multi-phase, of output 750 w - 75 kw, M\$

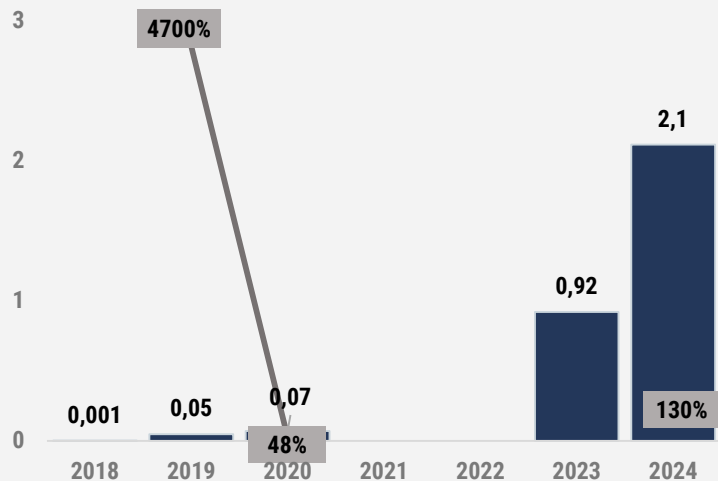


Imports Value of Seats with metal frames, upholstered, others, M\$

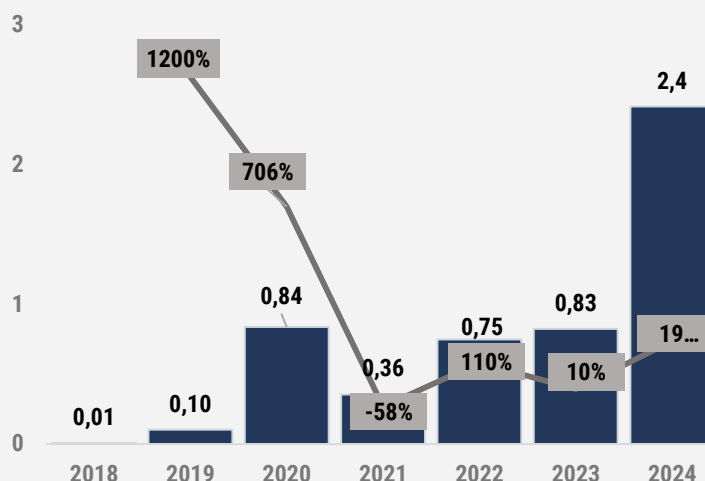


Top-6 Positions with the Highest Increase of Imports in Long-term

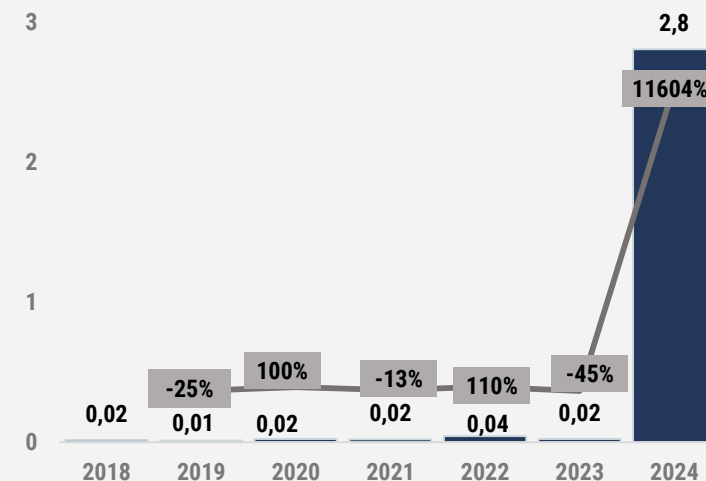
Imports Value of Aluminum Casks, Drums, Cans, Boxes and similar plain, unfitted containers, of a capacity < 300 liters, M\$



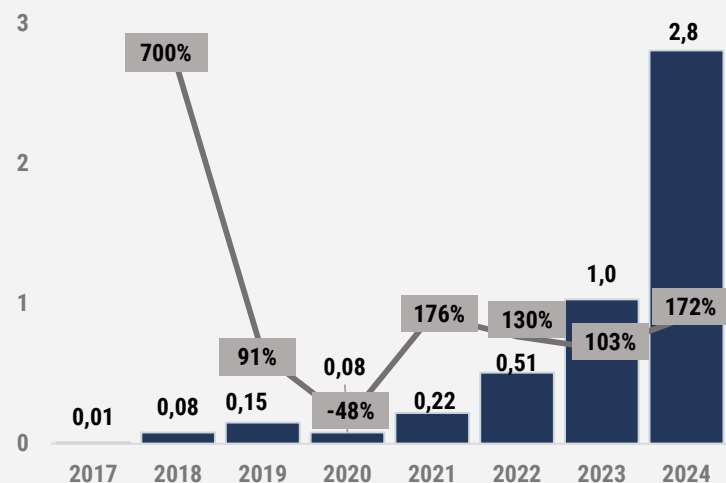
Imports Value of Ac motors, multi-phase, output 750 w -75 kw, M\$



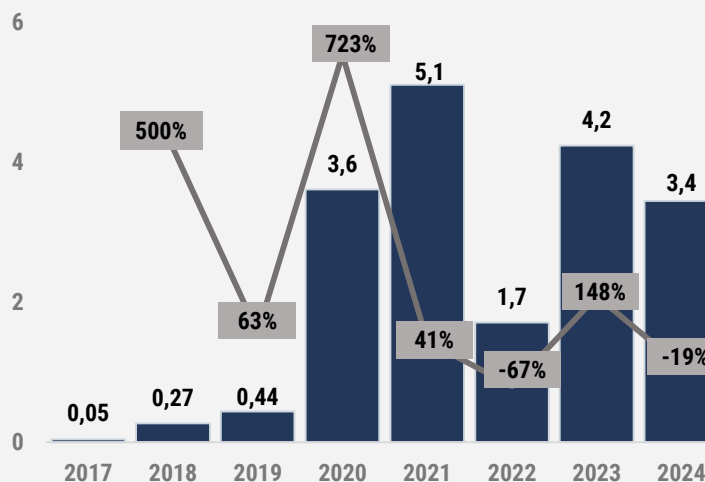
Imports Value of Instruments for Measuring Other Variables of Liquids or Gases, others, M\$



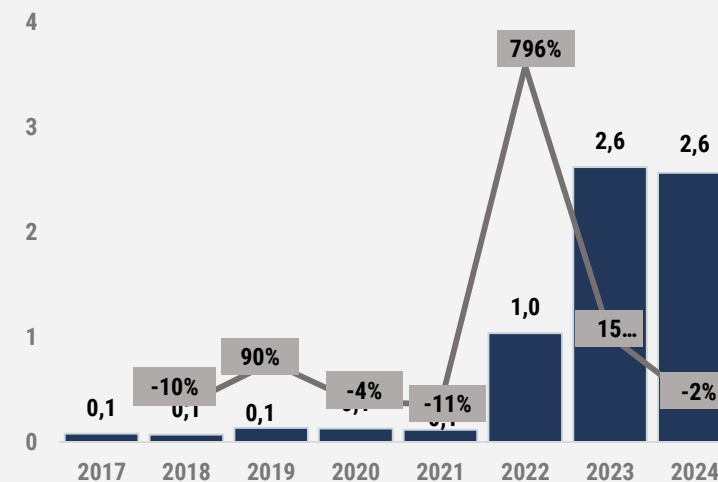
Imports Value of Seats with metal frames, upholstered, others, M\$



Imports Value of Medicaments, in measured doses, etc., others, M\$



Imports Value of Beer made from malt, M\$



Most Declining Import Positions Within Champion-Value Segment

Out of the positions of the Champion-Value segment, 1) **Passenger motor vehicles with compression-ignition internal combustion piston engine, cylinder capacity not over 1,500 cc, as well as 2) Footwear, with outer soles of rubber, plastics or composition leather and uppers of leather others, not covering the ankle and 3) Parts for electrical apparatus for electrical circuits, boards, panels etc. for electric control or distribution of electricity (others)** have shown a significant decline in imports values across all the periods considered (in 2024 and 2017 – 2024).

Goods with highest short-term decrease of imports in 2024

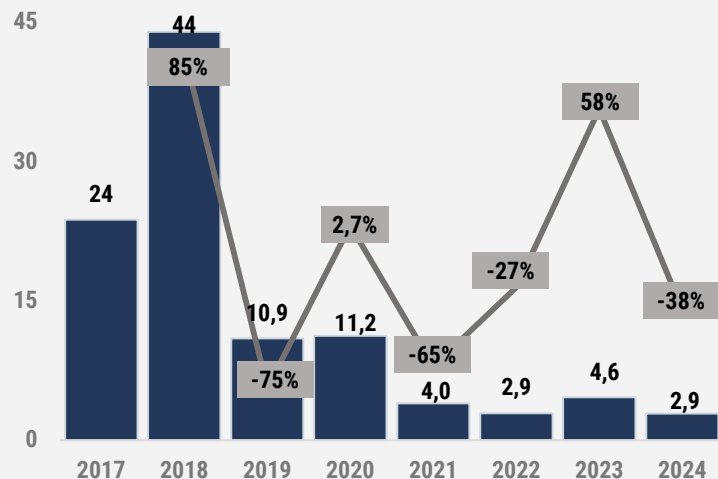
HS Code	Product Description	Imports in 2024, M\$	Growth Rate in 2024 (\$), %
870331	Passenger motor vehicles with compression-ignition internal combustion piston engine (diesel), cylinder capacity not over 1,500 cc	2.85	-37.95%
321410	Mastics, painters' fillings	1.88	-32.86%
640399	Footwear, with outer soles of rubber, plastics or composition leather and uppers of leather others, not covering the ankle	2.45	-22.04%
853890	Parts for electrical apparatus for electrical circuits, boards, panels etc. for electric control or distribution of electricity, others	1.81	-21.62%
300490	Medicaments, in measured doses, etc. (excluding vaccines, etc., coated bandages etc. and pharmaceutical goods), others	3.45	-18.73%
481940	Sacks and bags, including cones, of paper, paperboard, cellulose wadding or webs of cellulose fibers	2.20	-13.41%
850440	Electrical static converters; power supplies for adp machines or units of 8471	2.90	-3.91%
220300	Beer made from malt	2.57	-2.06%
330590	Preparations for use on the hair, others	3.34	-0.74%

Goods with highest long-term decrease of imports

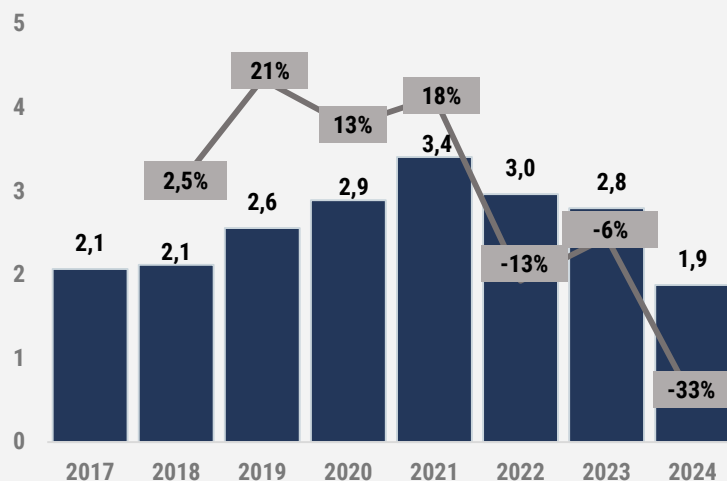
HS Code	Product Description	Imports in 2024, M\$	8Y CAGR, 2017-2024 (\$), %
870331	Passenger motor vehicles with compression-ignition internal combustion piston engine (diesel), < 1,500 cc	2.85	-23.26%
640399	Footwear, with outer soles of rubber, plastics or composition leather and uppers of leather others, not covering the ankle	2.45	-10.86%
100199	Wheat and meslin, not durum wheat, other than seed	2.00	-10.78%
853890	Parts for electrical apparatus for electrical circuits, boards, panels etc. for electric control or distribution of electricity, others	1.81	-8.06%
321410	Mastics (including glaziers' putty, grafting putty, resin cements); painters' fillings	1.88	-1.21%

Top-6 Positions with the Highest **Decrease** of Imports in Short-term

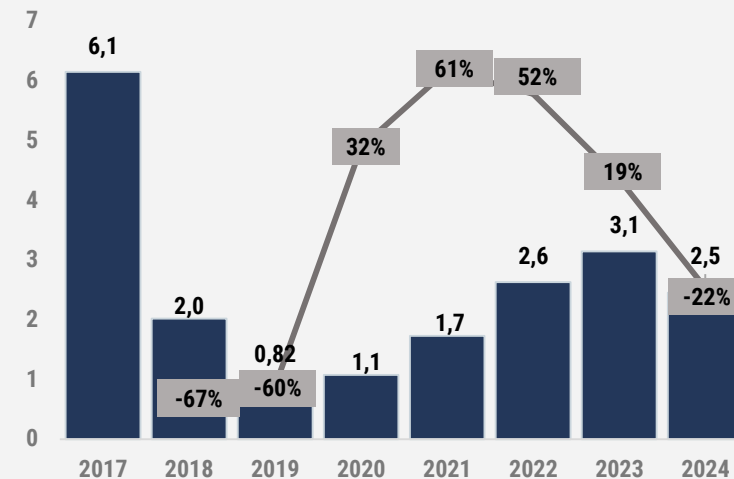
Imports Value of Motor vehicles with compression-ignition internal combustion piston engine, <1,500 cc, M\$



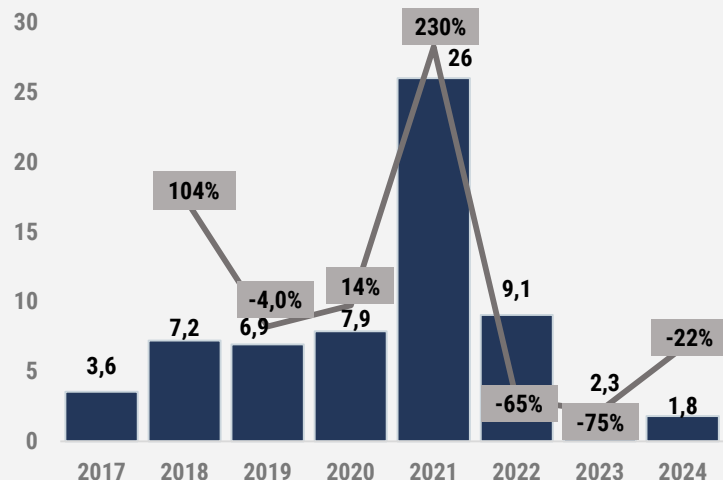
Imports Value of Mastics, Painters' fillings, M\$



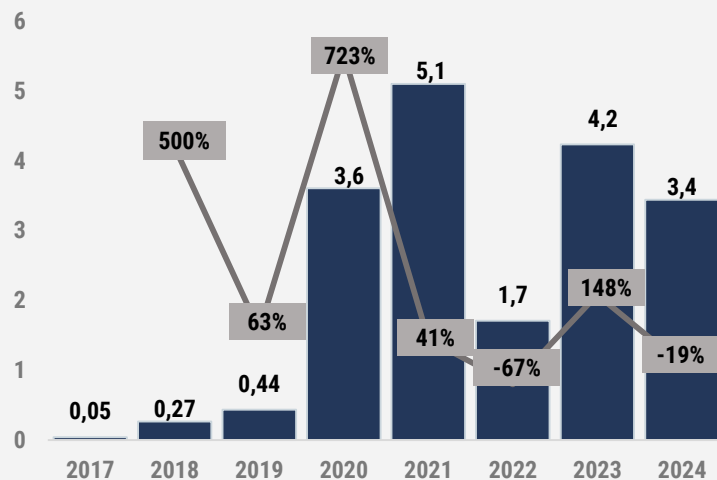
Imports Value of Footwear, with outer soles of rubber, plastics and uppers of leather others, not covering the ankle, M\$



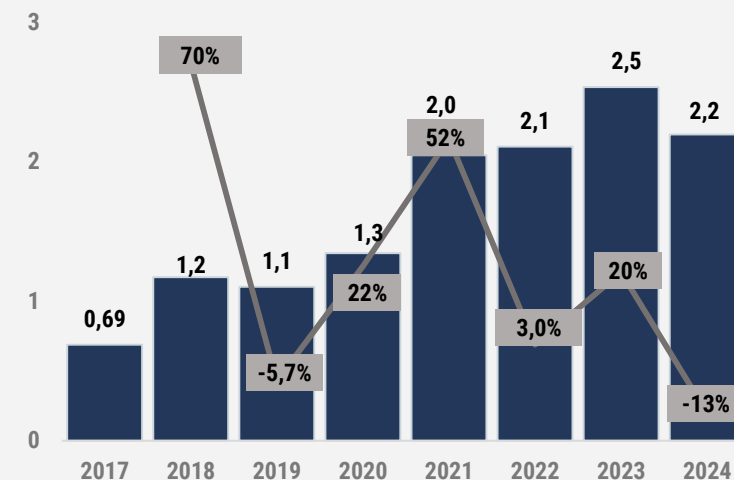
Imports Value of Parts for Electrical Apparatus for circuits, others, M\$



Imports Value of Medicaments, in measured doses, etc., others, M\$

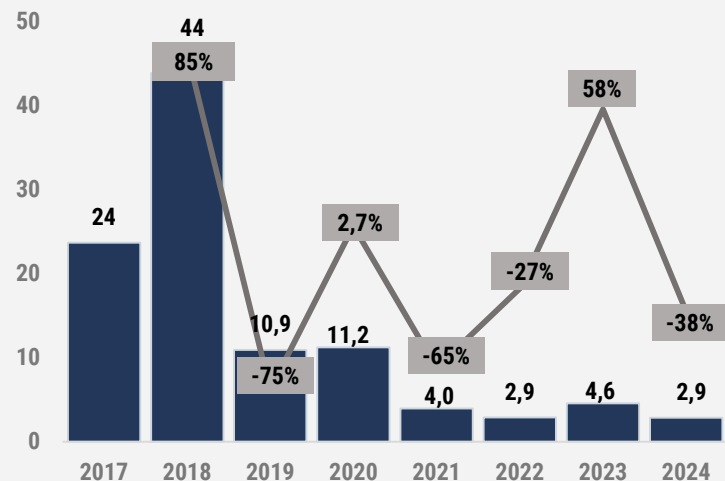


Imports Value of Sacks and Bags, cellulose wadding, M\$

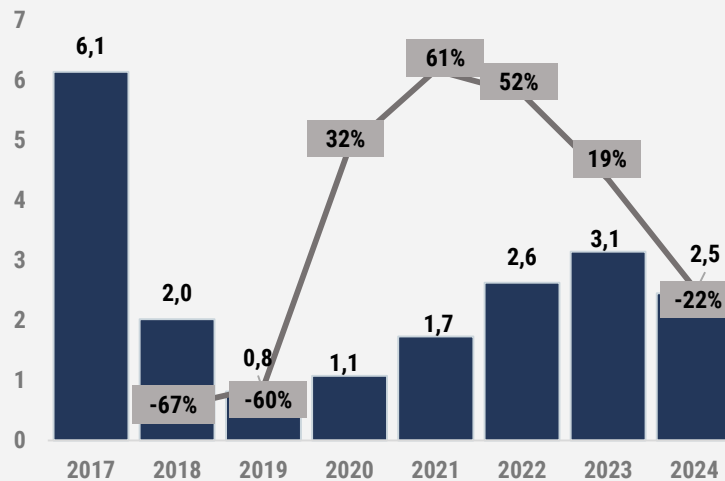


Top-5 Positions with the Highest **Decrease** of Imports in Long-term

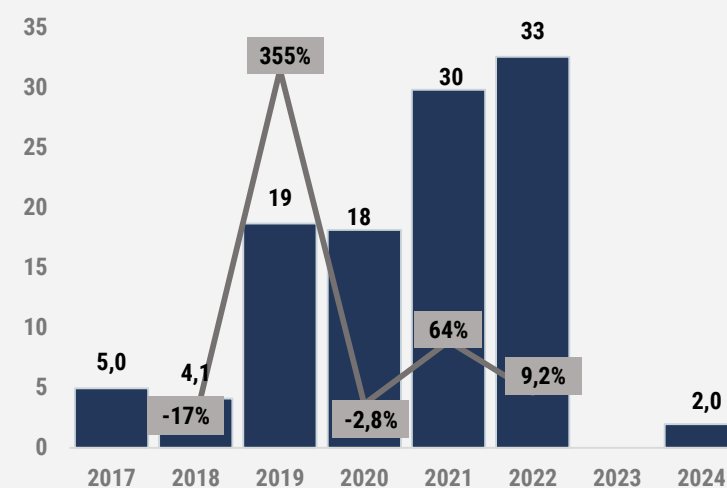
Imports Value of Motor vehicles with compression-ignition internal combustion piston engine, < 1,500 cc, M\$



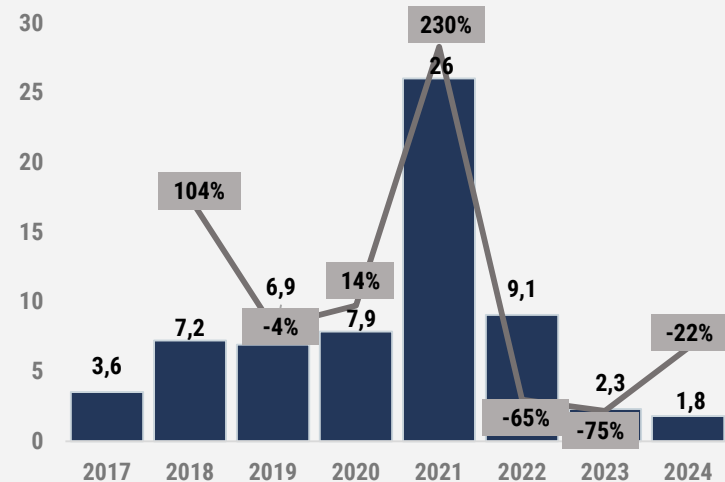
Imports Value of Footwear, with outer soles of rubber, plastics and uppers of leather others, not covering the ankle, M\$



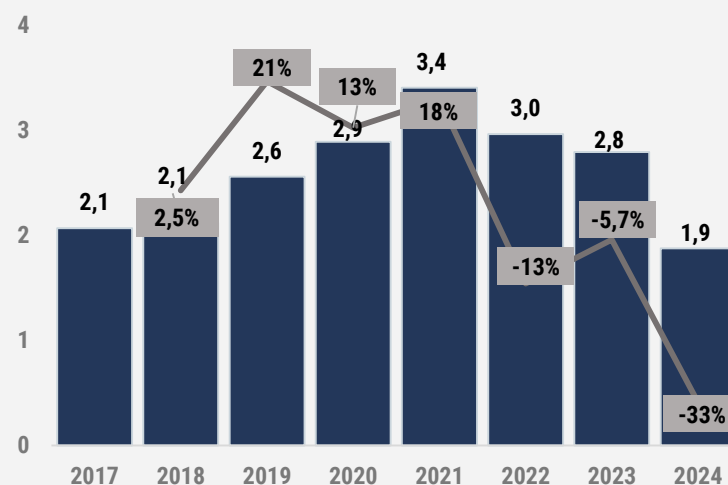
Imports Value of Wheat and meslin, not durum wheat, M\$



Imports Value of Parts for electrical apparatus for circuits, others, M\$



Imports Value of Mastics, Painters' Fillings, M\$



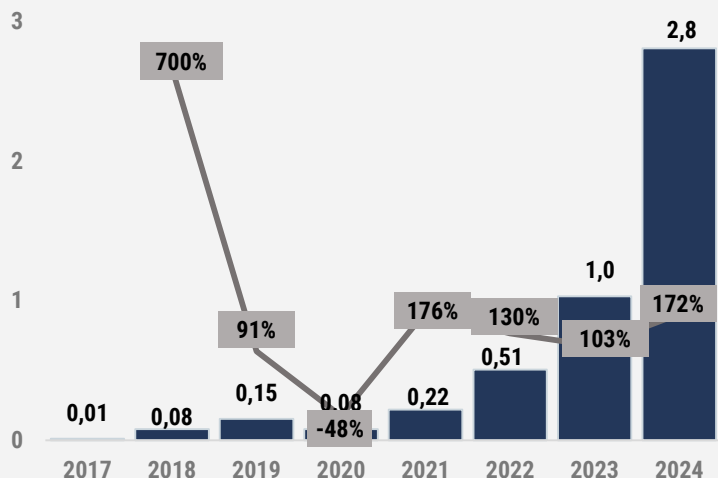
Top-Ranked Import Positions within the Champion-Value Segment

Categories' Scores for Import Potential Estimation

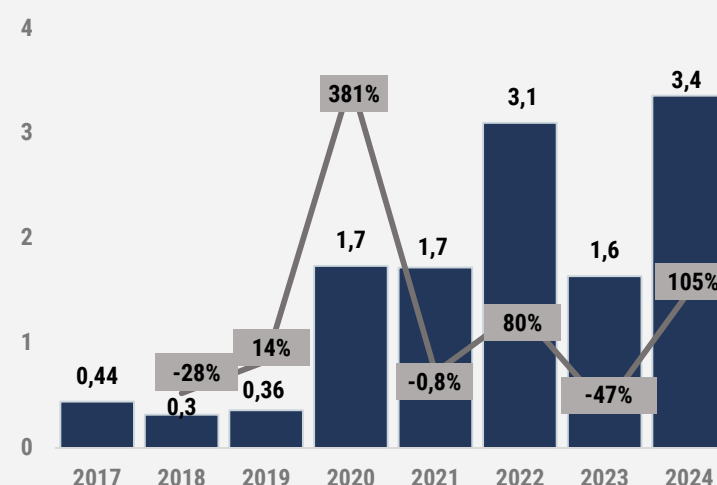
HS Code	Product Description	Imports in 2024, Scores (1-10)	7Y CAGR 2017-2023, Scores (1-10)	Growth Rate in 2024, Scores (1-10)	Total Quantity of Scores
940171	Seats with metal frames, upholstered, others	5	10	9	24
730890	Structures and parts of structures others, of iron or steel	8	6	8	22
902680	Instruments and apparatus for measuring or checking other variables of liquids or gases, others	5	5	10	20
300490	Medicaments, in measured doses, etc. (excluding vaccines, etc., coated bandages etc. and pharmaceutical goods), others	8	10	0	18
853650	Electrical switches for a voltage not exceeding 1,000 v, others	2	7	9	18
940360	Wooden furniture, others	10	5	2	17
880730	Aircraft and spacecraft; parts of aeroplanes, helicopters or unmanned aircraft n.e.c. in heading no. 8807	6	0	10	16
903289	Automatic regulating or controlling instruments and apparatus, others	2	5	9	16
330590	Preparations for use on the hair, others	8	6	1	15
220300	Beer made from malt	4	9	1	14
850440	Electrical static converters; power supplies for adp machines or units of 8471	6	6	1	13
850131	DC motors others and generators of an output not exceeding 750 w	5	6	2	13
850152	AC motors others, multi-phase, of an output exceeding 750 w but not exceeding 75 kw	3	0	10	13
940141	Seats, convertible into beds of wood, other than garden seats or camping equipment	3	0	10	13
940320	Metal furniture, others	0	5	7	12

Top-Ranked Import Positions within the Champion-value Segment

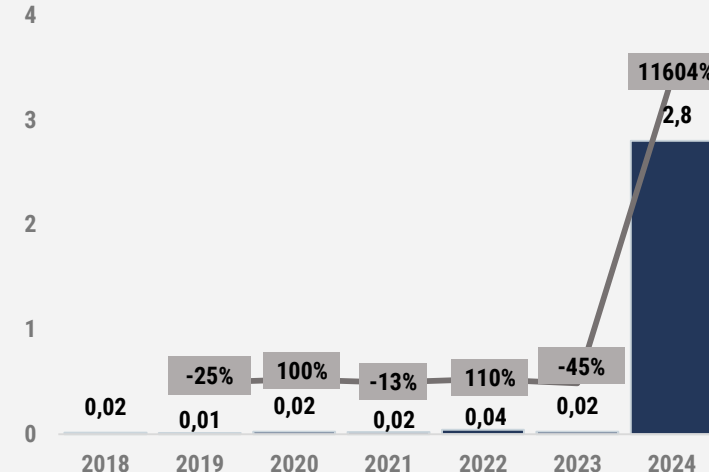
Imports Value of Seats with metal frames, upholstered, others, M\$



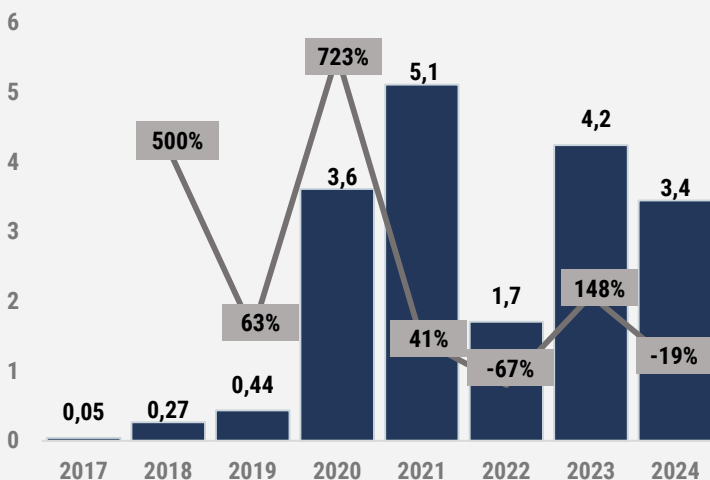
Imports Value of Parts of Structures others, of iron or steel, M\$



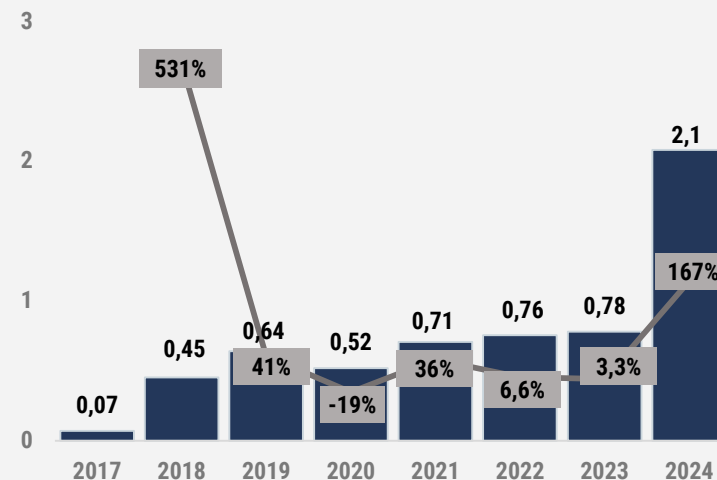
Imports Value of Instruments for Measuring other variables of Liquids or Gases, others, M\$



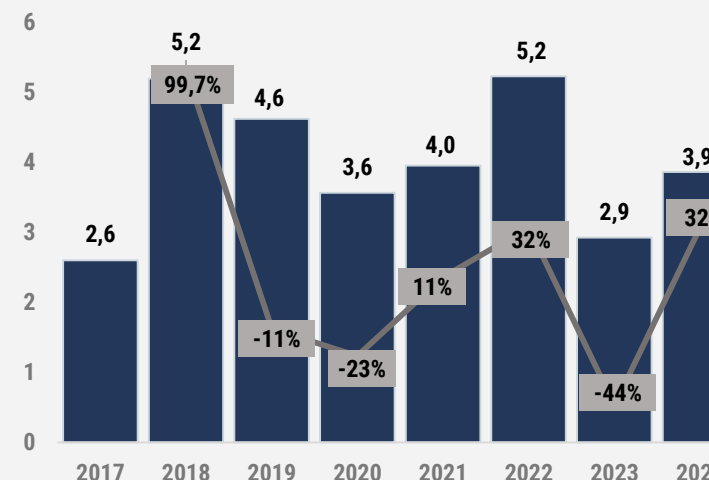
Imports Value of Medicaments, in measured doses, etc., others, M\$



Imports Value of Electrical Switches for a voltage <1,000 v, others, M\$



Imports Value of Wooden Furniture, others, M\$



Lowest-Ranked Import Positions within the Champion-Value Segment

Categories' Scores for Import Potential Estimation

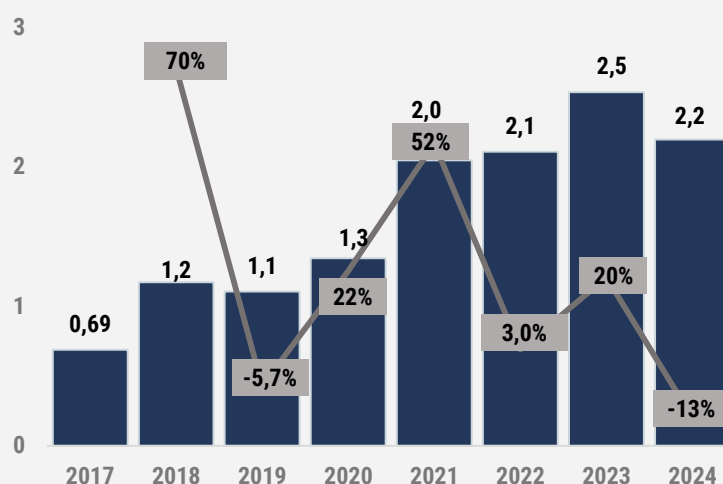
HS Code	Product Description	Imports in 2024, Scores (1-10)	7Y CAGR 2017-2023, Scores (1-10)	Growth Rate in 2024, Scores (1-10)	Total Quantity of Scores
480300	Facial tissue, towel or napkin stock and similar paper, cellulose fiber wadding and webs, in rolls or sheets	0	0	0	0
392321	Sacks and bags (including cones), of polymers of ethylene	2	0	0	2
100199	Wheat and meslin, not durum wheat, other than seed	2	0	0	2
853890	Parts for electrical apparatus for electrical circuits, boards, panels etc. for electric control or distribution of electricity, others	1	1	0	2
870331	Passenger motor vehicles with compression-ignition internal combustion piston engine (diesel), cylinder capacity not over 1,500 cc	5	0	0	5
640399	Footwear, with outer soles of rubber, plastics or composition leather and uppers of leather others, not covering the ankle	4	1	0	5
321410	Mastics; painters' fillings	1	5	0	6
481940	Sacks and bags, others, including cones, of paper, paperboard, cellulose wadding or webs of cellulose fibers	2	6	1	9
761290	Aluminum casks, drums, cans, boxes and similar plain, unfitted containers, of a capacity not over 300 liters (79.30 gal.)	2	0	8	10
854470	Insulated optical fiber cables, made up of individually sheathed fibers	1	0	10	11
940320	Metal furniture, others	0	5	7	12

Lowest-Ranked Import Positions within the Champion-value Segment

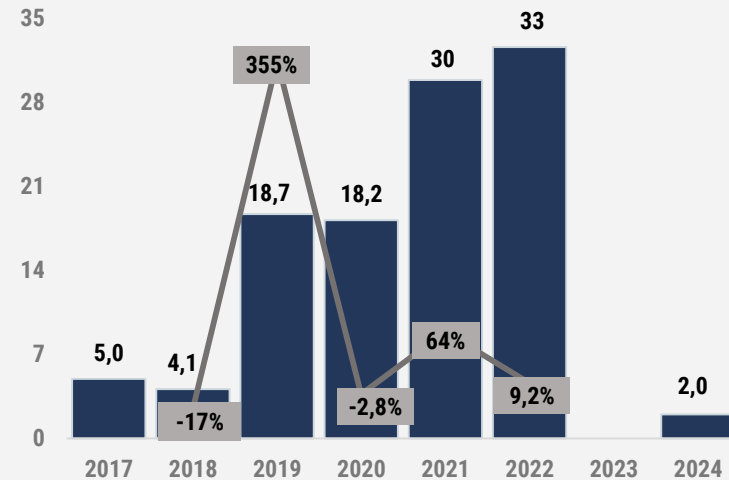
Imports Value of Facial Tissue, cellulose fiber wadding and webs, M\$



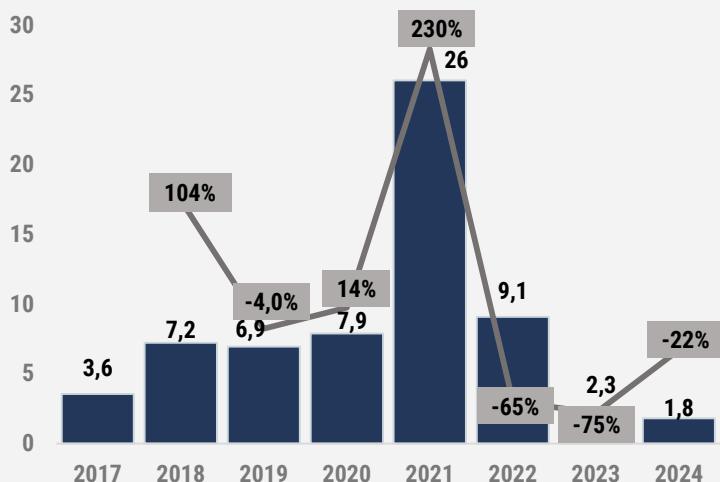
Imports Value of Sacks and Bags, of polymers of ethylene, M\$



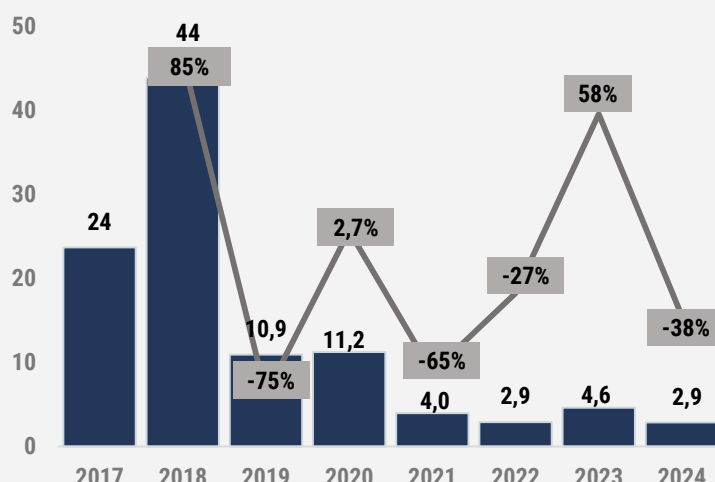
Imports Value of Wheat and Meslin, not Durum Wheat, M\$



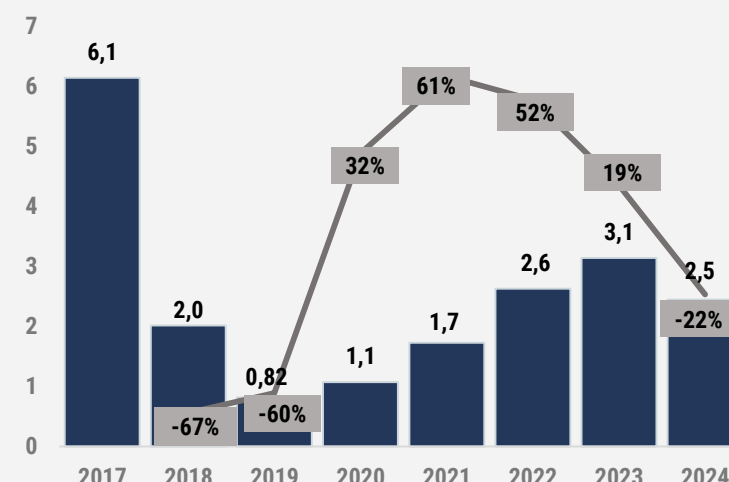
Imports Value of Parts for Electrical Apparatus for Circuits, others, M\$



Imports Value of Motor Vehicles with compression-ignition piston engine, <1,500 cc, M\$



Imports Value of Footwear, with outer soles of rubber, plastics and uppers of leather others, not covering the ankle, M\$



3

**Rising Champion Value
Segment: from 1.02 – 1.62 M\$
per one product**

Imported Goods from Romania to Israel with Imports Value of 1.02–1.62 M\$

* Product Categories Ranked 51 – 75 by the size of Import Value (out of 1 713 goods traded in 2024)

Rank by Imports value In 2024	HS Code	Product Description	2017, M\$	2018, M\$	2019, M\$	2020, M\$	2021, M\$	2022, M\$	2023, M\$	2024, M\$	Growth Rate in 2024	8Y CAGR, 2017-2024	Share in total imports in 2024
51	940429	Mattresses of other than cellular rubber or plastics	0	2.67	3.17	2.99	3.14	1.70	1.60	1.62	1.19%	-6.86%	0.29%
52	850300	Parts of electric motors, generators	0.70	0.46	1.26	0.76	0.71	1.73	1.37	1.57	14.93%	10.70%	0.28%
53	620342	Men's trousers, and shorts of cotton, not knitted	1.67	1.62	1.01	0.88	1.89	1.59	1.12	1.54	37.20%	-1.02%	0.27%
54	732620	Articles of iron or steel wire, others	0.31	0.37	0.36	0.44	0.87	0.88	0.67	1.53	127.49%	22.00%	0.27%
55	830249	Mountings, fittings, similar articles, of base metal	0.16	0.27	3.88	6.18	4.65	3.95	3.05	1.52	-50.16%	32.60%	0.27%
56	842720	Self-propelled lifting or handling trucks	0.54	1.12	1.33	0.54	0.84	0.00	0.28	1.51	436.17%	13.87%	0.27%
57	190590	Bread, pastry, cakes, biscuits, others, and puddings	1.22	1.21	0.67	1.15	1.33	1.52	2.02	1.49	-26.20%	2.50%	0.27%
58	847150	Processing units other than 8471.41, and 8471.49	0.03	0.17	0.03	0.13	1.72	0.42	1.03	1.39	35.09%	64.38%	0.25%
59	850110	Electric motors of an output not exceeding 37.5 w	0.92	0.90	1.08	1.03	0.92	1.27	1.43	1.30	-9.22%	4.37%	0.23%
60	848340	Gears, ball; gear boxes and other speed changers	0.13	0.47	0.23	0.38	0.64	0.59	0.85	1.27	49.00%	32.60%	0.23%
61	853620	Automatic circuit breakers for <1,000 v	0.69	1.83	1.31	1.48	1.89	1.58	1.57	1.27	-19.24%	8.00%	0.23%
62	851762	Machines for the reception of voice, images	0.26	0.67	0.35	0.16	0.36	1.09	0.55	1.22	>100%	21.15%	0.22%
63	870340	Motor vehicles, with spark-ignition and electric motor, other than those charge from electric grid	0	0	0	0	0	0	0.21	1.19	>100%	n/a	0.21%
64	851660	Electric ovens, cooking stoves, ranges, others	0.29	0.79	1.37	0.70	1.25	0.66	0.46	1.18	>100%	19.34%	0.21%
65	847149	Digital automatic data processing machines presented in the form of systems, n.e.s.o.i.	0	0.07	0.23	0.91	0.68	1.31	1.27	1.18	-6.87%	49.41%	0.21%
66	760429	Aluminum alloy bars, other than hollow profiles	0.01	0.01	0.07	0.48	1.17	1.04	0.41	1.16	>100%	81.14%	0.21%
67	731441	Grill, netting, fencing of iron or steel wire others	0.05	0.00	1.23	1.22	1.75	1.06	0.49	1.10	>100%	48.29%	0.20%
68	901920	Artificial respiration or other therapeutic respiration apparatus	0.35	0.94	0.61	0.92	1.17	1.44	1.85	1.08	-41.61%	15.15%	0.19%
69	940391	Furniture; parts, of wood	n/a	n/a	n/a	n/a	n/a	0.12	0.25	1.08	>100%	n/a	0.19%
70	853710	Boards, panels, consoles, etc. with electrical apparatus, for a voltage <1,000 v	0.09	0.20	0.22	0.76	0.96	0.73	1.38	1.07	-22.19%	37.09%	0.19%
71	640590	Footwear others	0	0.01	0	0	0.01	0.004	0.01	1.04	>100%	>100%	0.19%
72	730512	Line pipe, > 406.4 mm, of iron or steel	0.15	0	0	0	0	0.09	0	1.04	n/a	27.35%	0.19%
73	340250	Powders, flakes and granules, surface-active, (excluding those of heading no. 3401)	n/a	n/a	n/a	n/a	n/a	4.71	0.74	1.04	40.90%	n/a	0.19%
74	071290	Vegetables, others, vegetable mixtures, dried	0	0	0	0	19.43	5.21	30.72	1.03	-96.66%	n/a	0.18%
75	850940	Electromechanical domestic food grinders, processors, with self-contained electric motor	0.16	0.70	0.60	0.46	1.55	0.45	0.56	1.02	82.21%	26.62%	0.18%

* Due to insufficient data, the CAGRs for Mattresses of other than cellular rubber or plastics, Digital automatic data processing machines, and Footwear (others) were calculated for the 2018-2024 period.

Shares in total imports value (\$), %

** Product Categories Ranked 51 – 70 by the size of Import Value (out of 1 713 goods traded in 2024)*

Rank by Imports value In 2024	HS Code	Product Description	Share, 2017, %	Share, 2018, %	Share, 2019, %	Share, 2020, %	Share, 2021, %	Share, 2022, %	Share, 2023, %	Share, 2024, %
51	940429	Mattresses of other than cellular rubber or plastics	0.00%	0.66%	0.76%	0.69%	0.44%	0.23%	0.32%	0.29%
52	850300	Parts of electric motors, generators	0.26%	0.11%	0.30%	0.18%	0.10%	0.23%	0.27%	0.28%
53	620342	Men's trousers, and shorts of cotton, not knitted	0.62%	0.40%	0.24%	0.20%	0.26%	0.21%	0.22%	0.27%
54	732620	Articles of iron or steel wire, others	0.11%	0.09%	0.09%	0.10%	0.12%	0.12%	0.13%	0.27%
55	830249	Mountings, fittings, similar articles, of base metal	0.06%	0.07%	0.93%	1.43%	0.65%	0.53%	0.61%	0.27%
56	842720	Self-propelled lifting or handling trucks	0.20%	0.28%	0.32%	0.12%	0.12%	0.00%	0.06%	0.27%
57	190590	Bread, pastry, cakes, biscuits, others, and puddings	0.45%	0.30%	0.16%	0.27%	0.19%	0.21%	0.40%	0.27%
58	847150	Processing units other than 8471.41, and 8471.49	0.01%	0.04%	0.01%	0.03%	0.24%	0.06%	0.20%	0.25%
59	850110	Electric motors of an output not exceeding 37.5 w	0.34%	0.22%	0.26%	0.24%	0.13%	0.17%	0.28%	0.23%
60	848340	Gears, ball; gear boxes and other speed changers	0.05%	0.12%	0.05%	0.09%	0.09%	0.08%	0.17%	0.23%
61	853620	Automatic circuit breakers for <1,000 v	0.25%	0.45%	0.31%	0.34%	0.26%	0.21%	0.31%	0.23%
62	851762	Machines for the reception of voice, images	0.10%	0.17%	0.08%	0.04%	0.05%	0.15%	0.11%	0.22%
63	870340	Motor vehicles, with spark-ignition and electric motor, other than those charge from electric grid	0.00%	0.00%	0.00%	0.00%	0.00%	0.00%	0.04%	0.21%
64	851660	Electric ovens, cooking stoves, ranges, others	0.11%	0.20%	0.33%	0.16%	0.17%	0.09%	0.09%	0.21%
65	847149	Digital automatic data processing machines presented in the form of systems, n.e.s.o.i.	0.00%	0.02%	0.06%	0.21%	0.09%	0.18%	0.25%	0.21%
66	760429	Aluminum alloy bars, other than hollow profiles	0.00%	0.00%	0.02%	0.11%	0.16%	0.14%	0.08%	0.21%
67	731441	Grill, netting, fencing of iron or steel wire others	0.02%	0.00%	0.29%	0.28%	0.24%	0.14%	0.10%	0.20%
68	901920	Artificial respiration or other therapeutic respiration apparatus	0.13%	0.23%	0.15%	0.21%	0.16%	0.19%	0.37%	0.19%
69	940391	Furniture; parts, of wood	n/a	n/a	n/a	n/a	n/a	0.02%	0.05%	0.19%
70	853710	Boards, panels, consoles, etc. with electrical apparatus, for a voltage <1,000 v	0.03%	0.05%	0.05%	0.18%	0.13%	0.10%	0.27%	0.19%
71	640590	Footwear others	0.00%	0.00%	0.00%	0.00%	0.00%	0.00%	0.00%	0.19%
72	730512	Line pipe, > 406.4 mm, of iron or steel	0.06%	0.00%	0.00%	0.00%	0.00%	0.01%	0.00%	0.19%
73	340250	Powders, flakes and granules, surface-active, (excluding those of heading no. 3401)	n/a	n/a	n/a	n/a	n/a	0.64%	0.15%	0.19%
74	071290	Vegetables, others, vegetable mixtures, dried	0.00%	0.00%	0.00%	0.00%	2.70%	0.70%	6.11%	0.18%
75	850940	Electromechanical domestic food grinders, processors, with self-contained electric motor	0.06%	0.17%	0.14%	0.11%	0.21%	0.06%	0.11%	0.18%

...account for approximately 5.62% of total Israel's imports from Romania

The **3rd group** with imports value of more than 1.02 and less than 1.62 M\$ (under 6-digit HS classification) account for approximately **5.62%** of all Israel's imports from Romania, reaching over **\$31.43 million** in 2024. This Group is dominated by the following product categories:

- **Electrical Machinery, Their Parts, including Electric Motors, and Electronic Components: Reaching nearly \$10.13 million in 2024, representing 1.81% of total imports:**
 - Digital processing units other than those of 8471.41 and 8471.49, n.e.s.o.i.
 - Automatic circuit breakers for a voltage not exceeding 1,000 v
 - Machines for the reception, conversion and transmission or regeneration of voice, images or other data, including switching and routing apparatus
 - Electric motors of an output not exceeding 37.5 w
 - Parts of electric motors, generators, generating sets and rotary converters
- **Vehicles and Their Parts: These products reached \$3.98 million, accounting for 0.71% of total Israel's imports from Romania:**
 - Passenger motor vehicles, with both spark-ignition combust and electric motor, other than those charges by plugging to external electric power
 - Self-propelled lifting or handling trucks powered by other than an electric motor
 - Gears and gearing (except toothed wheels, chain sprockets, etc.); ball or roller screws; gear boxes and other speed changers, incl torque converters
- **Articles of Iron or Steel: This product category totaled \$2.63 million, accounting for 0.47% of total Israel's imports from Romania:**
 - Articles of iron or steel wire, others
 - Grill, netting and fencing of iron or steel wire others, plated or coated with zinc
- **Other Product Categories:** Mattresses, Clothes, Articles of Base Metal, Confectionery Products, Medical Apparatus, Furniture, Footwear, Cleaning Preparations, Vegetables.

Most Growing Import Positions Within Rising Champion Value Segment

Among the positions of this group, importing goods such **1) Footwear (others); 2) Grill, netting and fencing of iron or steel wire others, plated or coated with zinc; 3) Aluminum alloy bars, rods and profiles, other than hollow profiles; 4) Electromechanical domestic food grinders, with self-contained electric motor; 5) Gears and gearing, ball or roller screws, gear boxes and other speed changers** have shown consistent growth in import value across all periods analyzed (in 2024 and 2017 – 2024).

Goods with highest short-term growth of imports in 2024

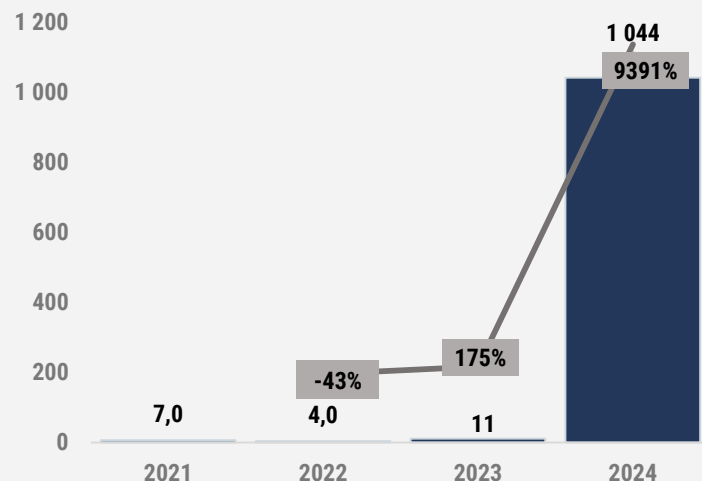
HS Code	Product Description	Imports in 2024, M\$	Growth Rate in 2024 (\$), %
640590	Footwear others	1.04	9391%
870340	Passenger motor vehicles, with both spark-ignition combust and electric motor, other than those charges by plugging to external electric power	1.19	469%
842720	Self-propelled lifting or handling trucks powered by other than an electric motor	1.51	436%
940391	Furniture; parts, of wood	1.08	331%
760429	Aluminum alloy bars, rods and profiles, other than hollow profiles	1.16	180%
851660	Electric ovens, cooking stoves, ranges, cooking plates, boiling rings, grillers and roasters, others	1.18	158%
732620	Articles of iron or steel wire, others	1.53	127%
731441	Grill, netting and fencing of iron or steel wire others, plated or coated with zinc	1.10	126%
851762	Machines for the reception, conversion and transmission or regeneration of voice, images or other data, including switching and routing apparatus	1.22	121%
850940	Electromechanical domestic food grinders, processors and mixers, and fruit or vegetable juice extractors, with self-contained electric motor	1.02	82.21%
848340	Gears and gearing (except toothed wheels, chain sprockets, etc.); ball or roller screws; gear boxes and other speed changers, incl torque converters	1.27	49.00%

Goods with highest long-term growth of imports

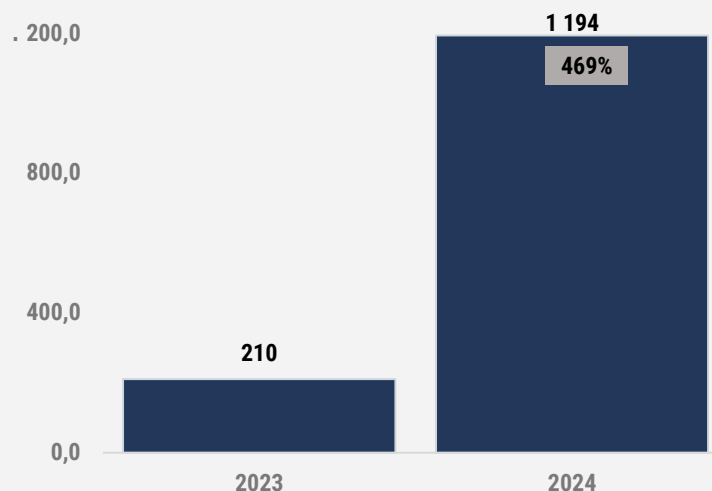
HS Code	Product Description	Imports in 2024, M\$	8Y CAGR, 2017-2024 (\$), %
640590	Footwear others	1.04	114%
760429	Aluminum alloy bars, rods and profiles, other than hollow profiles	1.16	81.14%
847150	Digital processing units other than those of 8471.41 and 8471.49, n.e.s.o.i.	1.39	64.38%
847149	Digital automatic data processing machines and units thereof presented in the form of systems, n.e.s.o.i.	1.18	49.41%
731441	Grill, netting and fencing of iron or steel wire others, plated or coated with zinc	1.10	48.29%
853710	Boards, panels, consoles, etc. with electrical apparatus, for electric control or distribution of electricity, for a voltage not exceeding 1,000 v	1.07	37.09%
830249	Mountings, fittings and similar articles, and parts thereof, others, of base metal	1.52	32.60%
848340	Gears and gearing (except toothed wheels, chain sprockets, etc.); ball or roller screws; gear boxes and other speed changers, incl torque converters	1.27	32.60%
730512	Line pipe for oil or gas pipelines, over 406.4 mm, of iron or steel, longitudinally welded others	1.04	27.35%
850940	Electromechanical domestic food grinders, processors and mixers, and fruit or vegetable juice extractors, with self-contained electric motor	1.02	26.62%

Top-6 Positions with the Highest Increase of Imports in Short-term

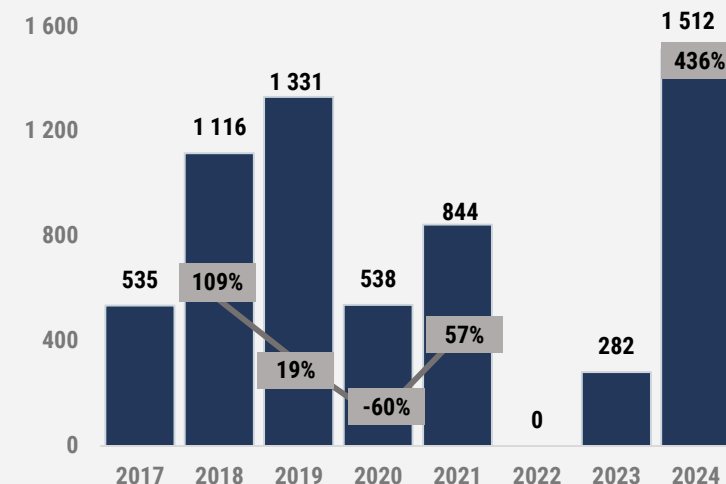
Imports Value of Footwear (others), K\$



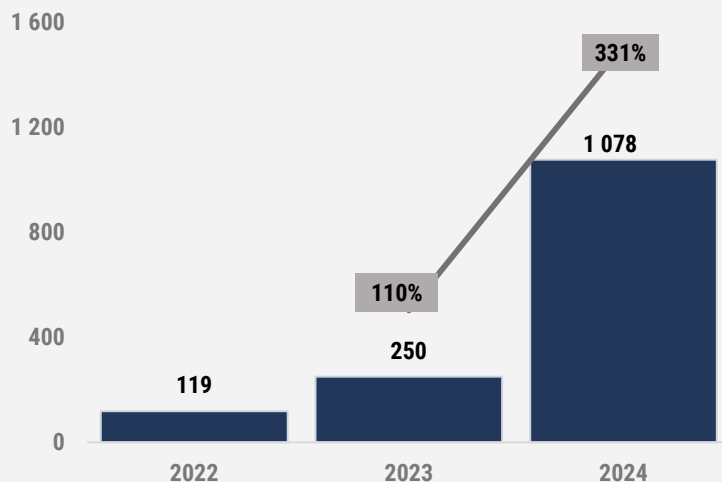
Imports Value of Motor Vehicles, with both spark-ignition and electric motor, other than those charges by plugging, K\$



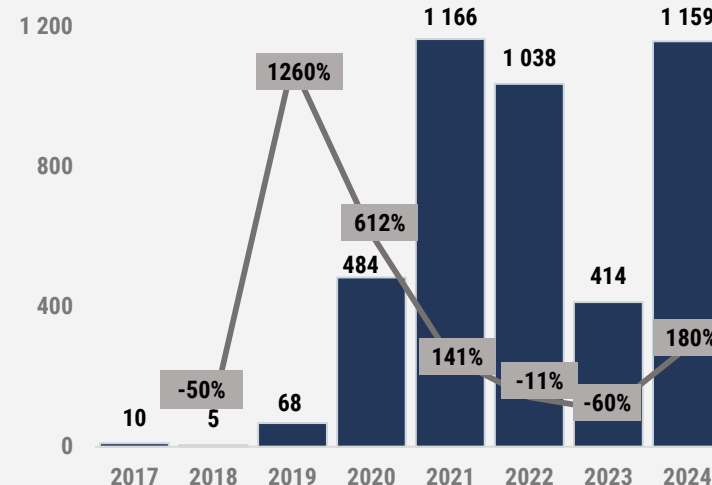
Imports Value of Self-propelled lifting trucks powered by other than an electric motor, K\$



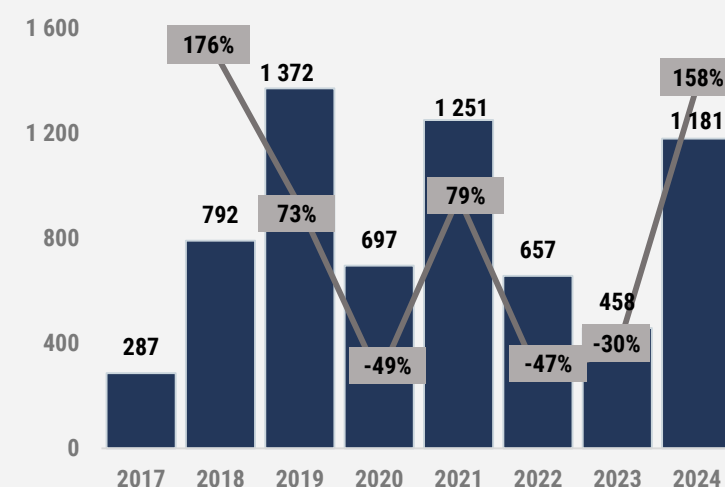
Imports Value of Furniture; parts, of wood, K\$



Imports Value of Aluminum Alloy Bars, other than hollow profiles, K\$

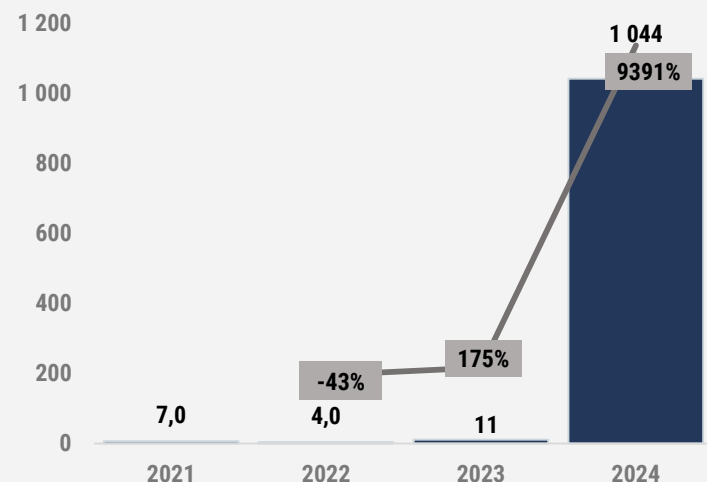


Imports Value of Electric Ovens, Boiling Rings, Grillers, others, K\$

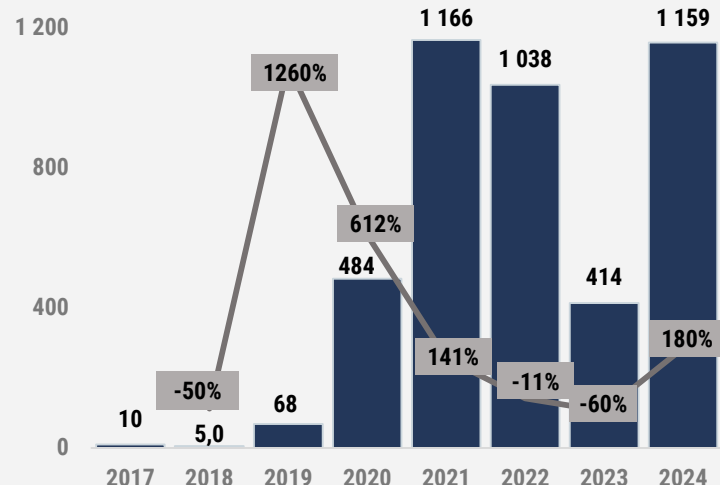


Top-6 Positions with the Highest Increase of Imports in Long-term

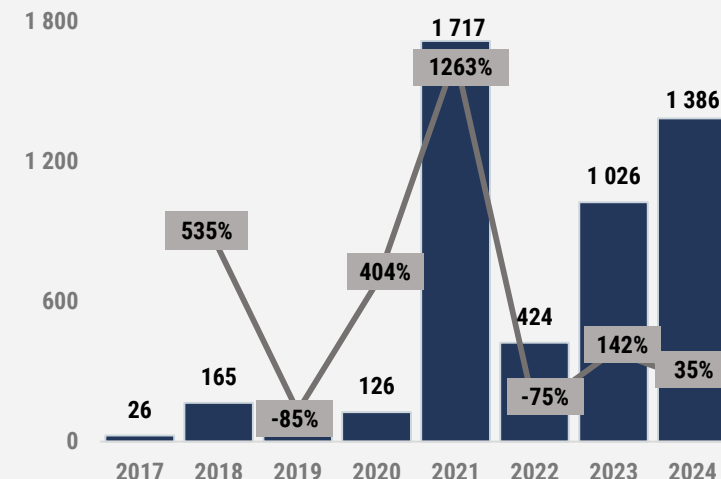
Imports Value of Footwear (others), K\$



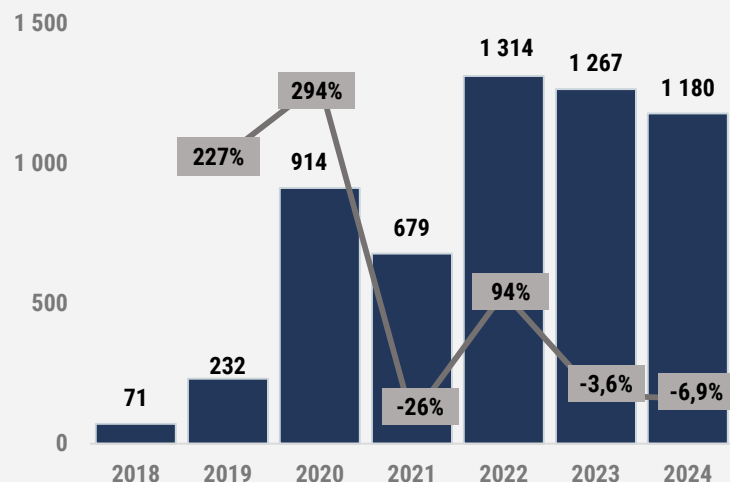
Imports Value of Aluminum alloy bars, profiles, other than hollow, K\$



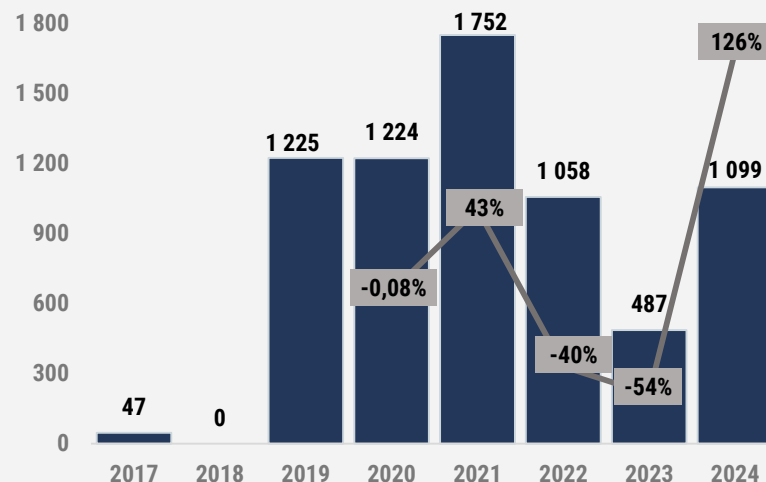
Imports Value of Digital Processing Units other than those of 8471.41 and 8471.49, n.e.s.o.i., K\$



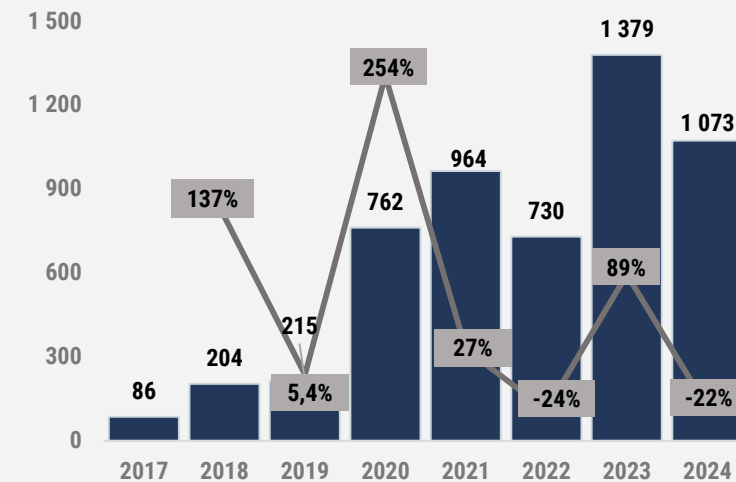
Imports Value of Automatic Data processing Machines, n.e.s.o.i., K\$



Imports Value of Grill, netting and fencing of iron or steel wire others, K\$



Imports Value of Boards, for distribution of electricity, for <1,000 v, K\$



Most Declining Import Positions Within Rising Champion Value Segment

Out of the Rising Champion Value Segment, **Vegetables (others, dried and vegetable mixtures), Mountings, fittings and similar articles, and parts thereof (others, of base metal), Artificial Respiration or other Therapeutic Respiration Apparatus** have decreased significantly in short-term in import value (2017-2023).

In the long-term (2017– 2024), only two categories within these group – **1) Mattresses of other than cellular rubber or plastics; 2) Men's trousers, bib and brace overalls, breeches and shorts of cotton, not knitted or crocheted** – experienced modest declines in import value.

Goods with highest short-term decrease of imports in 2024

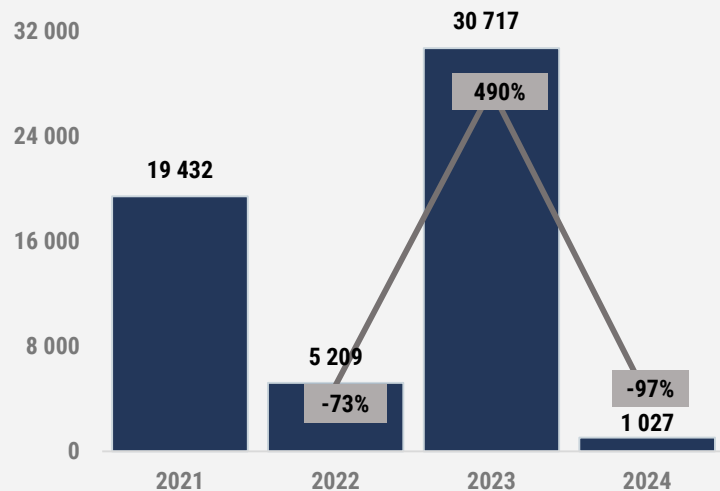
HS Code	Product Description	Imports in 2024, M\$	Growth Rate in 2024 (\$), %
071290	Vegetables, others, dried and vegetable mixtures, dried (whole, cut, sliced, etc.), but not further prepared	1.03	-96.66%
830249	Mountings, fittings and similar articles, and parts thereof, others, of base metal	1.52	-50.16%
901920	Ozone therapy, oxygen therapy, aerosol therapy, artificial respiration or other therapeutic respiration apparatus; parts and accessories thereof	1.08	-41.61%
190590	Bread, pastry, cakes, biscuits and similar baked products, others, and puddings, whether or not containing chocolate, fruit, nuts or confectionary	1.49	-26.20%
853710	Boards, panels, consoles, etc. with electrical apparatus, for electric control or distribution of electricity, for a voltage not exceeding 1,000 v	1.07	-22.19%
853620	Automatic circuit breakers for a voltage <1,000 v	1.27	-19.24%
850110	Electric motors of an output not exceeding 37.5 w	1.30	-9.22%
847149	Digital automatic data processing machines and units thereof presented in the form of systems, n.e.s.o.i.	1.18	-6.87%

Goods with highest long-term decrease of imports

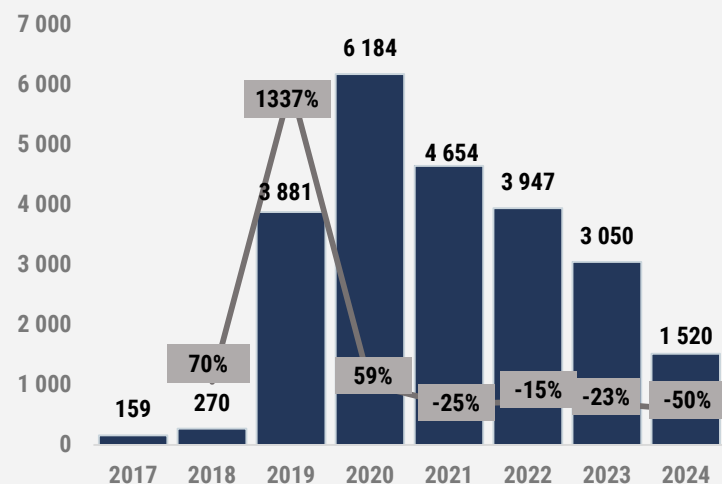
HS Code	Product Description	Imports in 2024, M\$	8Y CAGR, 2017-2024 (\$), %
940429	Mattresses of other than cellular rubber or plastics	1.62	-6.86%
620342	Men's or boys' trousers, bib and brace overalls, breeches and shorts of cotton, not knitted or crocheted	1.54	-1.02%

Top-6 Positions with the Highest **Decrease** of Imports in Short-term

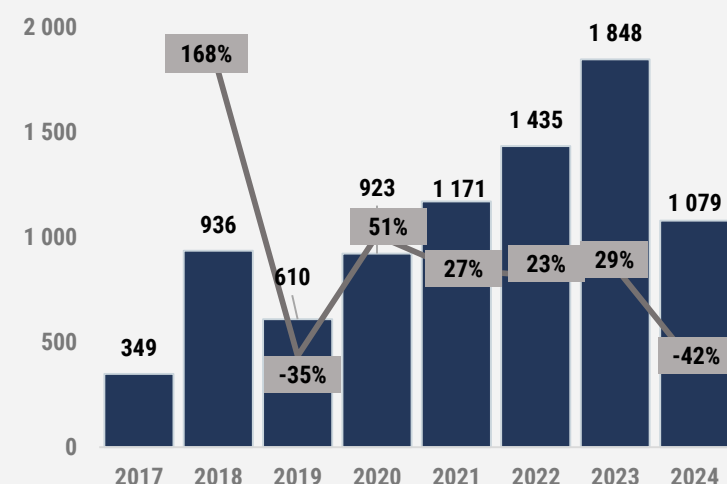
Imports Value of Vegetables, dried and vegetable mixtures, K\$



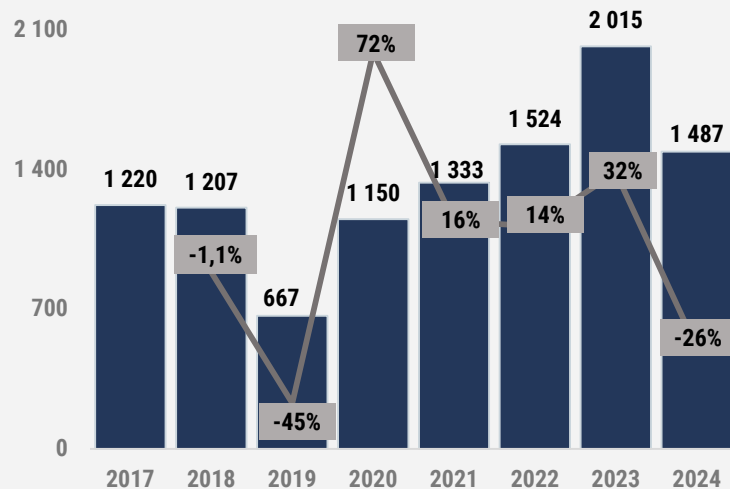
Imports Value of Mountings, others, of base metal, K\$



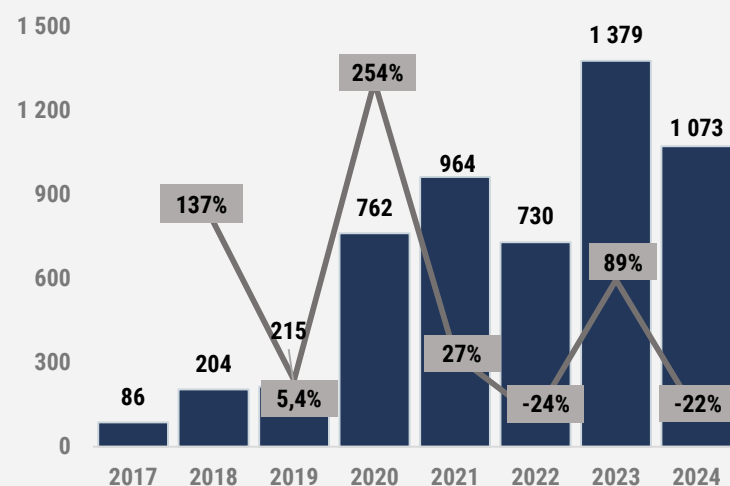
Imports Value of Artificial Respiration or other Therapeutic Respiration Apparatus; parts and accessories thereof, K\$



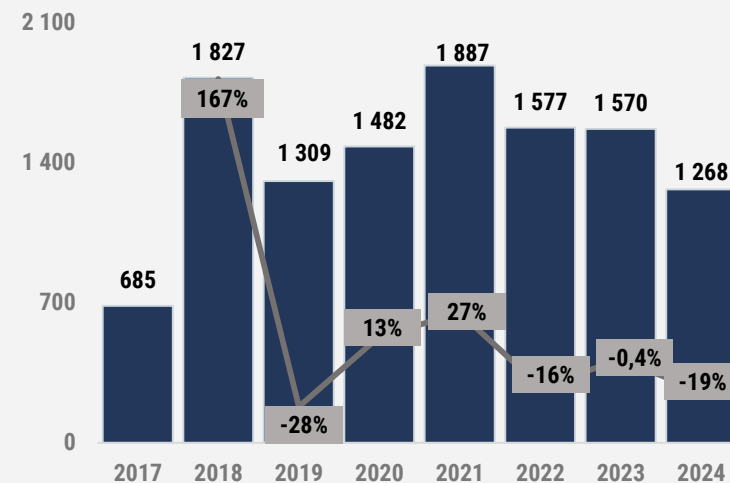
Imports Value of Bread, Cakes, Biscuits, Puddings, K\$



Imports Value of Boards, Panels, Consoles, <1,000 v, K\$

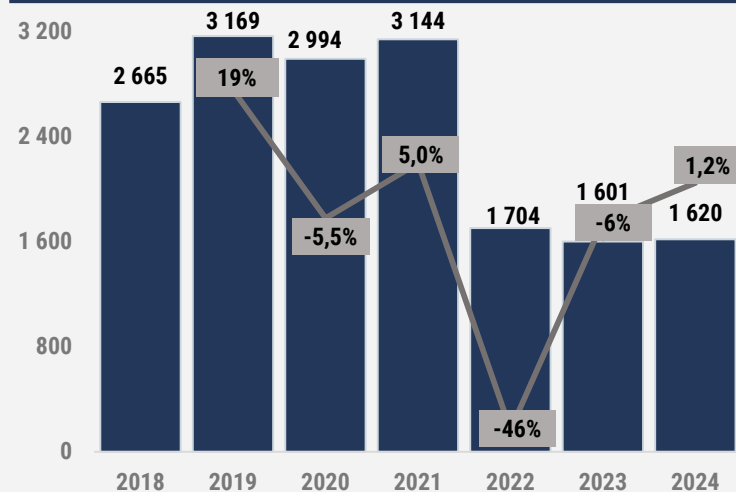


Imports Value of Automatic Circuit Breakers for <1,000 v, K\$

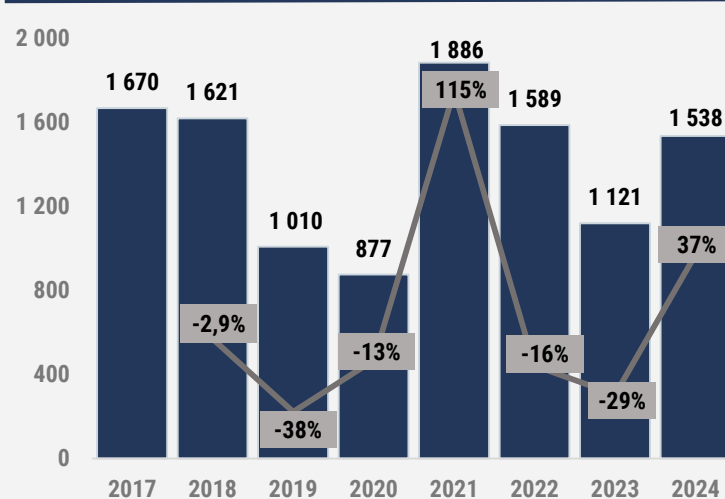


Positions with the Highest **Decrease** of Imports in Long-term

Imports Value of Mattresses of other than Rubber or Plastics, K\$



Imports Value of Men's trousers, bib and brace overalls, breeches and shorts of cotton, not knitted or crocheted, K\$



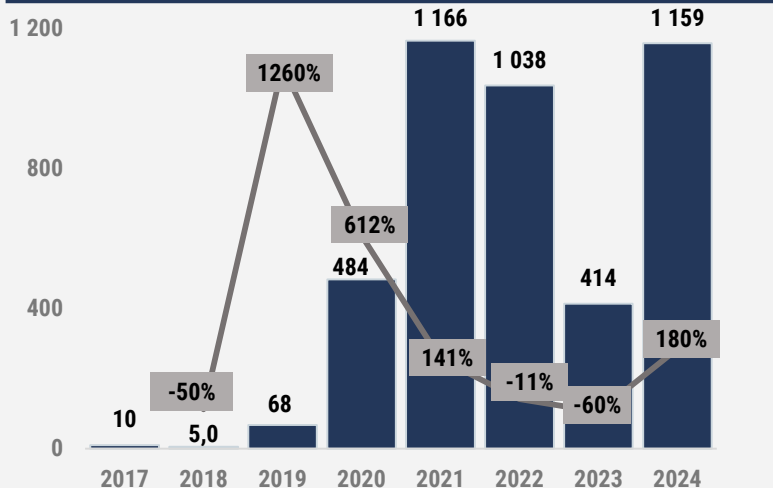
Top-Ranked Import Positions within Rising Champion Value Segment

Categories' Scores for Import Potential Estimation

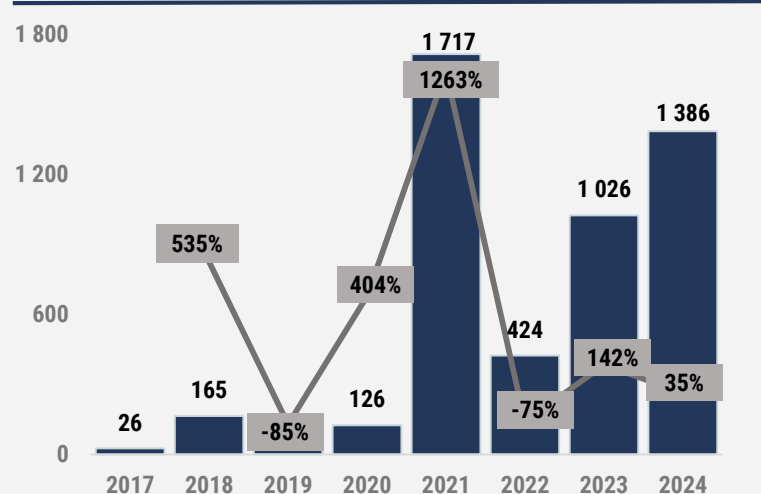
HS Code	Product Description	Imports in 2024, Scores (1-10)	7Y CAGR 2017-2023, Scores (1-10)	Growth Rate in 2024, Scores (1-10)	Total Quantity of Scores
760429	Aluminum alloy bars, rods and profiles, other than hollow profiles	6	10	9	25
847150	Digital processing units other than those of 8471.41 and 8471.49, n.e.s.o.i.	8	10	6	24
847149	Digital automatic data processing machines and units thereof presented in the form of systems, n.e.s.o.i.	6	9	6	21
848340	Gears and gearing (except toothed wheels, chain sprockets, etc.); ball or roller screws; gear boxes and other speed changers, incl torque converters	8	5	7	20
731441	Grill, netting and fencing of iron or steel wire others, plated or coated with zinc	6	6	8	20
732620	Articles of iron or steel wire, others	10	1	8	19
830249	Mountings, fittings and similar articles, and parts thereof, others, of base metal	10	8	1	19
842720	Self-propelled lifting or handling trucks powered by other than an electric motor	9	0	10	19
850300	Parts of electric motors, generators, generating sets and rotary converters	10	1	6	17
853710	Boards, panels, consoles, etc. with electrical apparatus, for electric control or distribution of electricity, for a voltage not exceeding 1,000 v	5	7	5	17

Top-Ranked Import Positions within the Rising Champion Value Segment

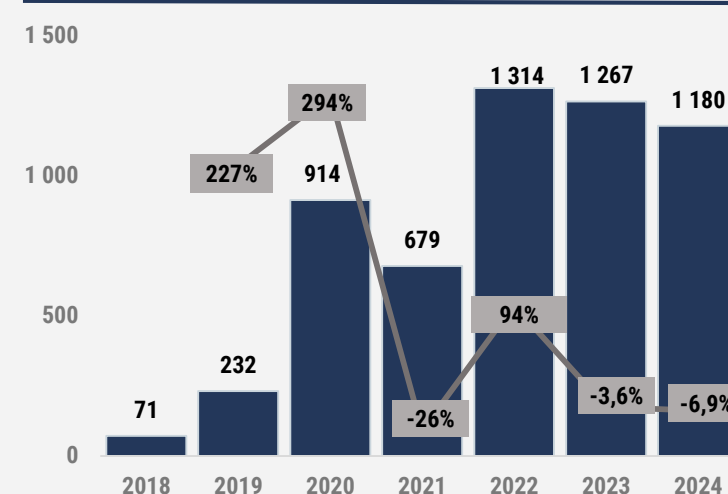
Imports Value of Aluminum alloy bars, profiles, other than hollow, K\$



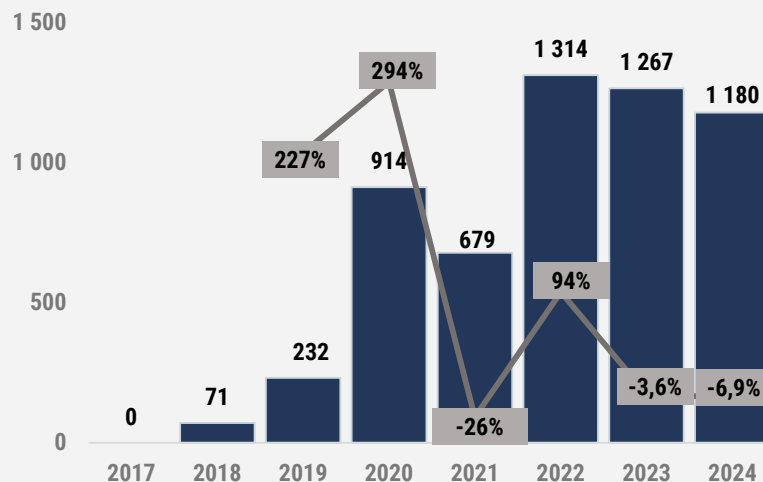
Imports Value of Digital Processing Units other than those of 8471.41 and 8471.49, n.e.s.o.i., K\$



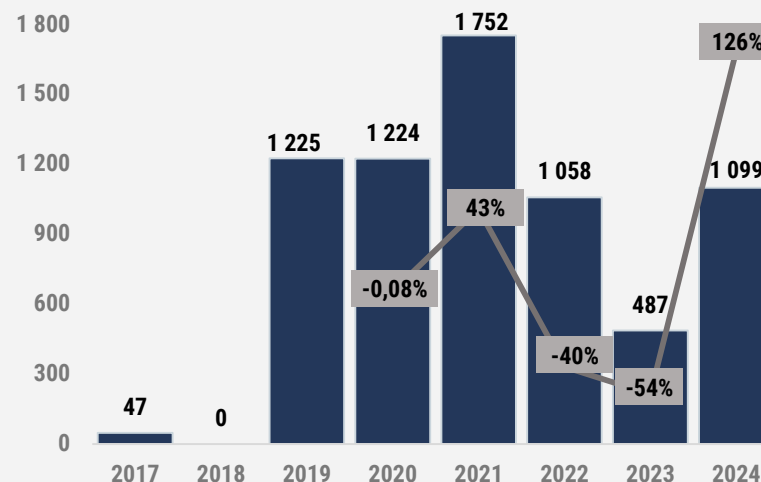
Imports Value of Automatic Data Processing Machines and Units thereof presented in the form of systems, n.e.s.o.i., K\$



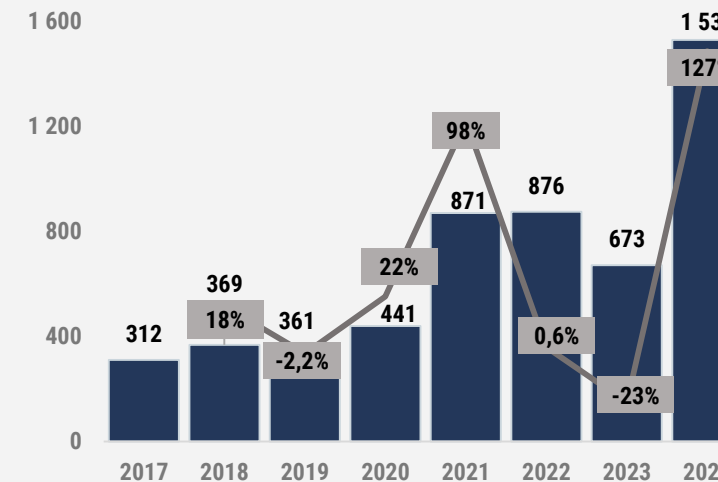
Imports Value of Gears, Ball or Roller Screws, K\$



Imports Value of Grill, netting and fencing of iron or steel wire others, K\$



Imports Value of Articles of Iron or Steel Wire, others, K\$



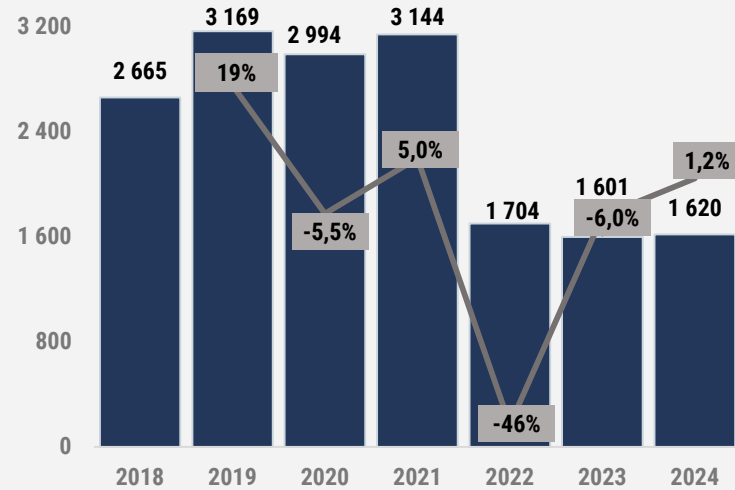
Lowest-Ranked Import Positions within the Rising Champion Value Segment

Categories' Scores for Import Potential Estimation

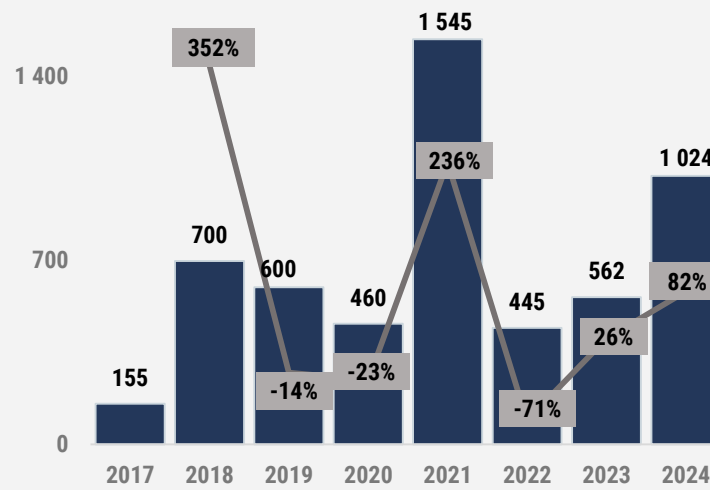
HS Code	Product Description	Imports in 2024, Scores (1-10)	7Y CAGR 2017-2023, Scores (1-10)	Growth Rate in 2024, Scores (1-10)	Total Quantity of Scores
730512	Line pipe for oil or gas pipelines, external diameter over 406.4 mm (16 in.), of iron or steel, longitudinally welded others	5	0	0	5
940429	Mattresses of other than cellular rubber or plastics	0	0	6	6
850940	Electromechanical domestic food grinders, processors and mixers, and fruit or vegetable juice extractors, with self-contained electric motor	0	2	7	9
340250	Washing and cleaning preparations; powders, flakes and granules, surface-active, whether or not containing soap (excluding those of heading no. 3401)	5	0	6	11
853620	Automatic circuit breakers for a voltage not exceeding 1,000 v	7	1	5	13
190590	Bread, pastry, cakes, biscuits and similar baked products, others, and puddings, whether or not containing chocolate, fruit, nuts or confectionary	8	1	5	14
850110	Electric motors of an output not exceeding 37.5 w	8	1	6	15
851660	Electric ovens, cooking stoves, ranges, cooking plates, boiling rings, grillers and roasters, others	6	1	8	15
901920	Ozone therapy, oxygen therapy, aerosol therapy, artificial respiration or other therapeutic respiration apparatus; parts and accessories thereof	6	4	5	15
620342	Men's or boys' trousers, bib and brace overalls, breeches and shorts of cotton, not knitted or crocheted	10	0	6	16
851762	Machines for the reception, conversion and transmission or regeneration of voice, images or other data, including switching and routing apparatus	7	1	8	16
870340	Passenger motor vehicles, with both spark-ignition combust and electric motor, other than those charges by plugging to external electric power	6	0	10	16
940391	Furniture; parts, of wood	6	0	10	16
640590	Footwear others	5	1	10	16

Lowest-Ranked Import Positions within the Rising Champion Value Segment

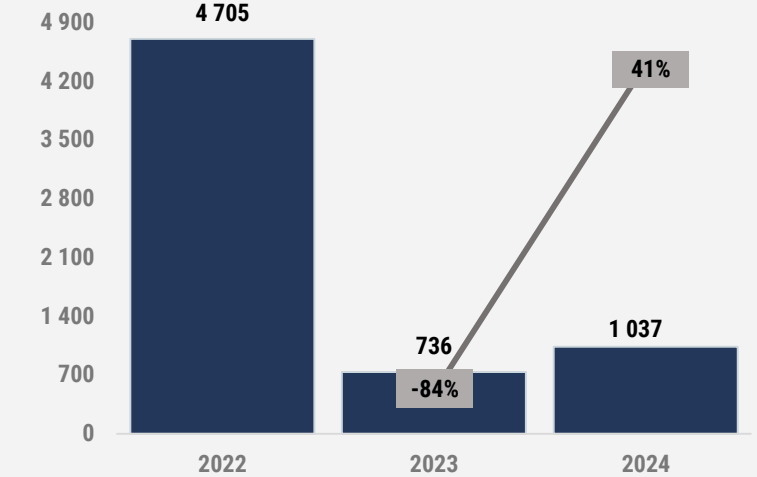
Imports Value of Mattresses of other than cellular rubber or plastics, K\$



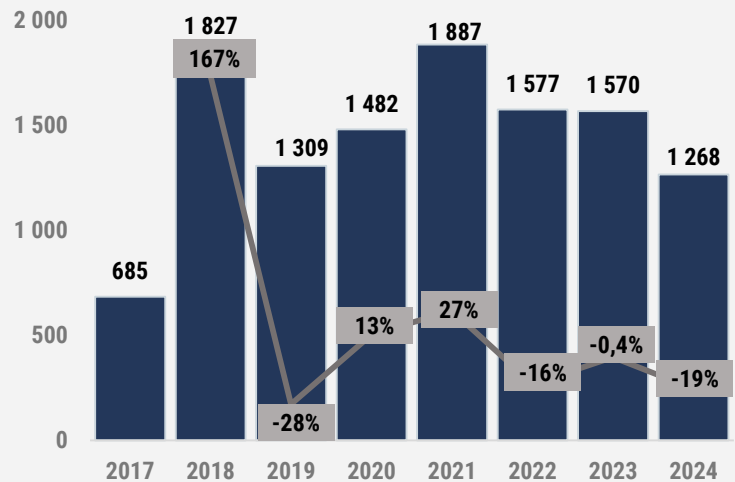
Imports Value of Electromechanical domestic food grinders, processors and mixers, with self-contained electric motor, K\$



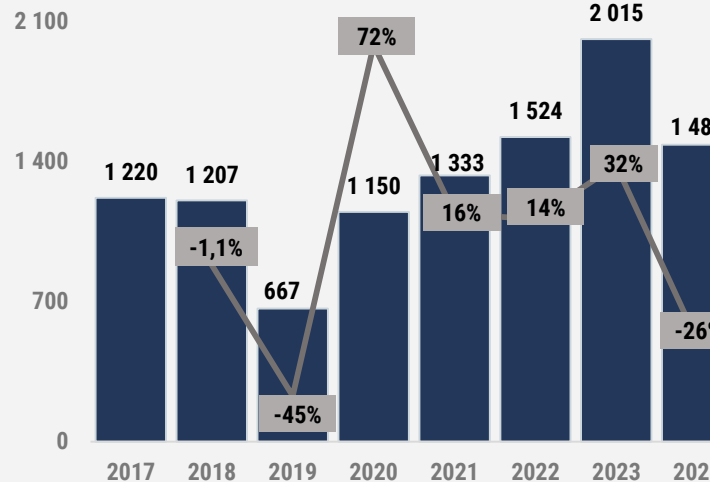
Imports Value of Powders, Flakes and Granules, surface-active, (excluding those of heading no. 3401), K\$



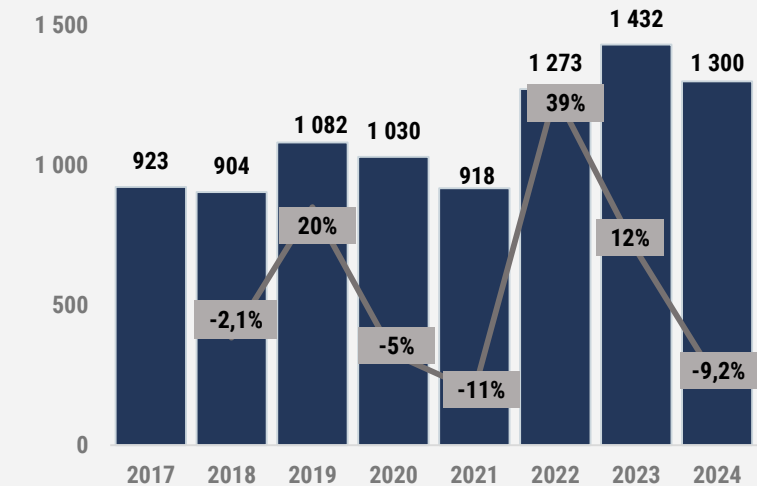
Imports Value of Automatic Circuit Breakers for <1,000 v, K\$



Imports Value of Bread, Cakes, Biscuits, others, and Puddings, K\$



Imports Value of Electric Motors of an output <37.5 w, K\$



4

**Latent Champion Value
Segment: from 749 K\$ – 1.02 M\$
per one product**

Imported Goods from Romania to Israel with Imports Value of 1.62 – 3.9 M\$

* Product Categories Ranked 76– 100 by the size of Import Value (out of 1 713 goods traded in 2024)

Rank by Imports value In 2024	HS Code	Product Description	2017, K\$	2018, K\$	2019, K\$	2020, K\$	2021, K\$	2022, K\$	2023, K\$	2024, K\$	Growth Rate in 2024	8Y CAGR, 2017-2024	Share in total imports in 2024
76	481820	Handkerchiefs, cleansing or facial tissues	0	0	0	0	0	0	0	1 022	n/a	n/a	0.18%
77	100390	Barley, other than seed	1 567	0	1 730	2 628	34 965	11 794	3 266	1 013	-68.98%	-5.31%	0.18%
78	870830	Brakes and servo-brakes; parts thereof	230	517	475	504	730	994	926	1 006	8.64%	20.26%	0.18%
79	901812	Ultrasonic scanning apparatus	1 092	86	170	213	158	95	268	987	>100%	-1.26%	0.18%
80	903300	Parts (not specified or included elsewhere in this chapter) for apparatus of chapter 90	4	9	3	30	52	26	3	963	>100%	98.47%	0.17%
81	441259	Blockboard, laminboard and battenboard; with both outer plies of coniferous wood	n/a	n/a	n/a	n/a	n/a	824	1 325	963	-27.32%	n/a	0.17%
82	761699	Articles of aluminum, n.e.s.o.i.	107	130	65	550	1 259	831	419	950	>100%	31.38%	0.17%
83	940340	Wooden furniture of a kind used in the kitchen	6	279	686	668	1 125	940	724	913	26.10%	87.41%	0.16%
84	321490	Nonrefractory surfacing preparations for facades, indoor walls, floors, ceilings or the like	66	4	0	0	0	1	0	889	n/a	38.41%	0.16%
85	902290	X-ray generators, high tension generators, control panels and desks, screens	0	5	3	1	5	481	489	889	81.80%	>100%	0.16%
86	401120	New pneumatic tires, of rubber, used on trucks	0	276	164	358	539	645	998	854	-14.43%	17.51%	0.15%
87	392350	Stoppers, lids, caps and other closures, of plastics	170	151	225	91	128	211	978	853	-12.78%	22.34%	0.15%
88	732690	Articles of iron or steel, others	103	106	299	580	1 418	1 889	389	851	>100%	30.21%	0.15%
89	851220	Electrical lighting or visual signaling equipment, for use on cycles or motor vehicles	349	1 000	836	464	615	622	896	826	-7.81%	11.37%	0.15%
90	940350	Wooden furniture of a kind used in the bedroom	4	166	176	312	440	770	781	826	5.76%	94.70%	0.15%
91	841950	Heat exchange units, industrial type	0	1	11	5	35	193	366	824	>100%	>100%	0.15%
92	482370	Molded or pressed articles of paper pulp	0	0	0	0	0	0	0	819	n/a	n/a	0.15%
93	220299	Nonalcoholic beverages, others	n/a	n/a	n/a	n/a	n/a	1 306	7 128	792	-88.89%	n/a	0.14%
94	940169	Seats with wooden frames, not upholstered, others	38	769	1 273	993	1 429	3 311	878	791	-9.91%	46.15%	0.14%
95	853670	Connectors for optical fibers, optical fiber bundles	49	16	0	48	139	32	27	774	>100%	41.19%	0.14%
96	830210	Hinges, and parts thereof, of base metal	6	9	789	303	141	848	1,651	773	-53.18%	83.55%	0.14%
97	853190	Parts of electric sound, others	33	321	159	250	239	308	496	770	55.24%	48.25%	0.14%
98	901814	Scintigraphic apparatus	n/a	n/a	n/a	n/a	n/a	577	1 357	770	-43.26%	n/a	0.14%
99	870899	Parts and accessories for motor vehicles, others	318	400	1 074	782	757	736	606	768	26.73%	11.65%	0.14%
100	830230	Mountings, fittings, suitable for motor vehicles, of base metal	48	15	32	42	1 071	926	2 171	749	-65.50%	40.98%	0.13%

* Due to insufficient data, the CAGRs for Instruments for checking other variables of liquids; New pneumatic tires, of rubber; Wheat, meslin, not durum wheat and AC Motors, multi-phase, of an output 750 w – 75 kw were calculated for the 2018-2024 period.

...represent 3.87% of total Israel's imports from Romania

This **group** with imports value of more than 749 and less than 1 022 K\$ (under 6-digit HS classification) account for **3.87%** of all Israel's imports from Romania, reaching nearly **\$21.64 million** in 2024.

The examples of categories within this group are presented below, along with their respective import values and shares of total imports.

- **Electrical Equipment, Apparatus and Their Parts: Exceeding \$5.09 million (0.91% of total Israel's imports from Romania):**
 - Ultrasonic scanning apparatus
 - Electrical lighting or visual signaling equipment, for use on cycles or motor vehicles, except for use on bicycles
 - Scintigraphic apparatus
 - Parts of electric sound or visual signaling apparatus, others
 - Parts and accessories (not specified or included elsewhere in this chapter) for machines, appliances, instruments or apparatus of chapter 90
- **Parts for Vehicles: Reaching nearly \$2.63 million in 2024, representing 0.47% of total imports:**
 - Brakes and servo-brakes; parts thereof
 - New pneumatic tires, of rubber, of a kind used on buses or trucks
 - Parts and accessories for motor vehicles, others
- **Wooden Furniture: These products totaled \$1.74 million, accounting for 0.31% of total Israel's imports from Romania:**
 - Wooden furniture (except seats) of a kind used in the kitchen
 - Wooden furniture (except seats) of a kind used in the bedroom
- **Other Product Categories: Articles of Paper Pulp, Barley, Beverages, Articles of Iron or Steel, Seats, Base Metal Mountings, Fittings and Similar Articles.**

Most Growing Import Positions Within Latent Champion Value Segment

Out of the positions of the latent champion value segment, **1) Heat exchange units, industrial type, and 2) X-ray generators, high tension generators, control panels and desks, screens, examination or treatment tables** have risen significantly in long-term in import value (2017-2024). Furthermore, these categories demonstrated remarkable increases in 2024, increasing by more than 81% compared to the same period in the previous year.

Goods with highest short-term growth of imports in 2024

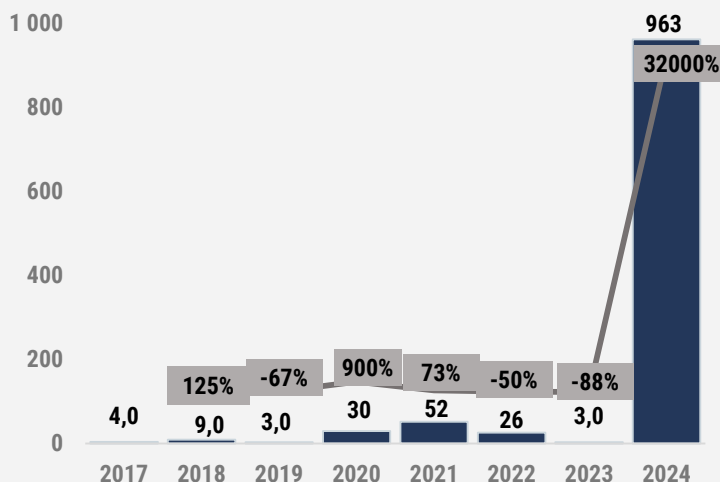
HS Code	Product Description	Imports in 2024, K\$	Growth Rate in 2024 (\$), %
903300	Parts (not specified or included elsewhere in this chapter) for machines, or apparatus of chapter 90	963	32000%
853670	Connectors for optical fibers, optical fiber bundles or cables	774	2767%
901812	Ultrasonic scanning apparatus	987	268%
761699	Articles of aluminum, n.e.s.o.i.	950	127%
841950	Heat exchange units, industrial type	824	125%
732690	Articles of iron or steel, others	851	119%
902290	X-ray generators, high tension generators, control panels and desks, screens, examination or treatment tables, chairs etc.; parts and accessories	889	81.80%
853190	Parts of electric sound or visual signaling apparatus, others	770	55.24%
870899	Parts and accessories for motor vehicles, others	768	26.73%
940340	Wooden furniture (except seats) of a kind used in the kitchen	913	26.10%

Goods with highest long-term growth of imports

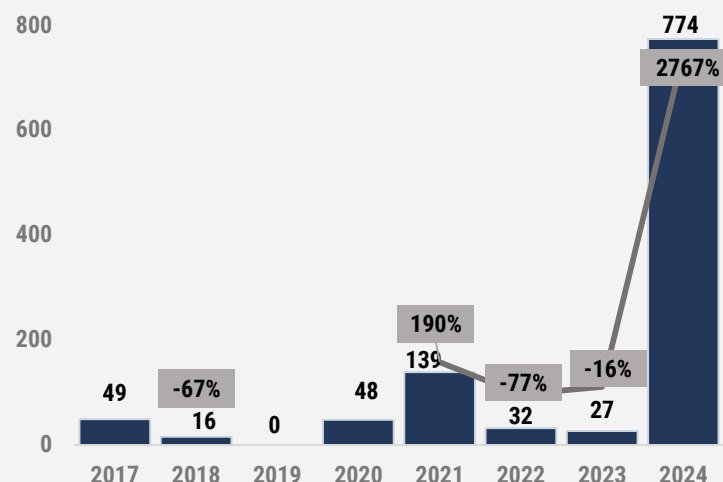
HS Code	Product Description	Imports in 2024, K\$	8Y CAGR, 2017-2024 (\$), %
841950	Heat exchange units, industrial type	824	109.61%
902290	X-ray generators, high tension generators, control panels and desks, screens, examination or treatment tables, chairs etc.; parts and accessories	889	109.61%
903300	Parts (not specified or included elsewhere in this chapter) for machines, or apparatus of chapter 90	963	98.47%
940350	Wooden furniture (except seats) of a kind used in the bedroom	826	94.70%
940340	Wooden furniture (except seats) of a kind used in the kitchen	913	87.41%
830210	Hinges, and parts thereof, of base metal	773	83.55%
853190	Parts of electric sound or visual signaling apparatus, others	770	48.25%
940169	Seats with wooden frames, not upholstered, others	791	46.15%
853670	Connectors for optical fibers, optical fiber bundles or cables	774	41.19%
830230	Mountings, fittings and similar articles others (except hinges), suitable for motor vehicles, of base metal	749	40.98%

Top-6 Positions with the Highest Increase of Imports in Short-term

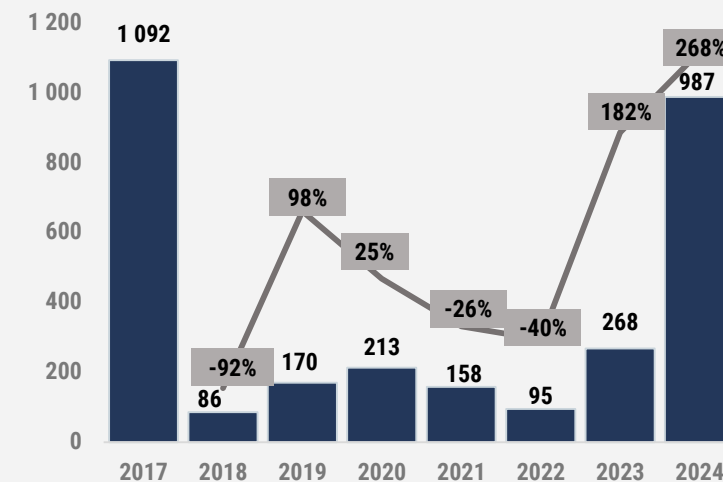
Imports Value of Parts (not specified or included elsewhere in this chapter) for Machines of chapter 90, K\$



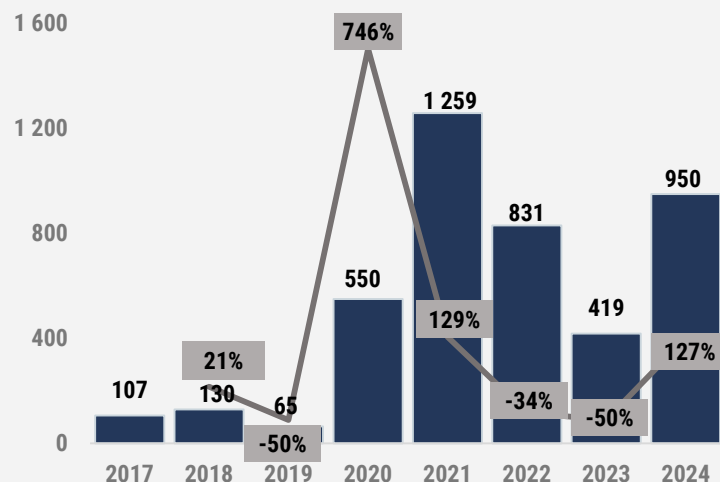
Imports Value of Connectors for Optical Fibers, K\$



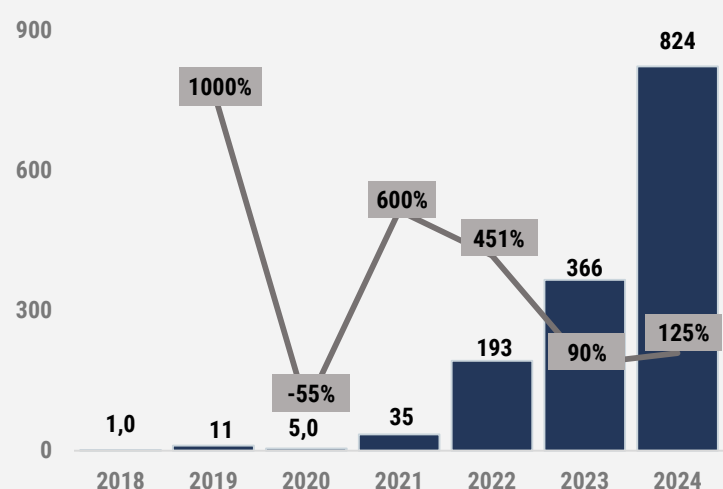
Imports Value of Ultrasonic Scanning Apparatus, K\$



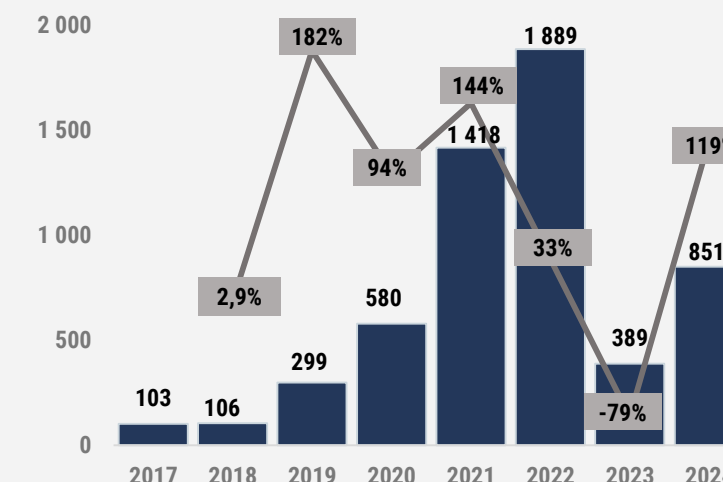
Imports Value of Articles of Aluminum, n.e.s.o.i., K\$



Imports Value of Heat Exchange Units, Industrial Type, K\$

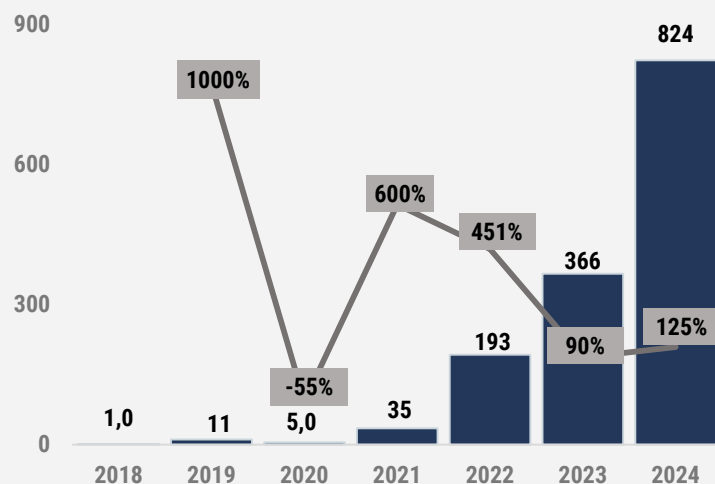


Imports Value of Articles of Iron or Steel, others, K\$

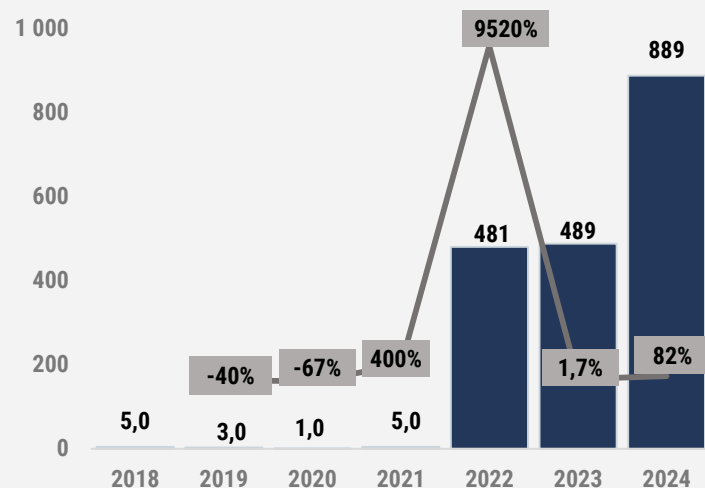


Top-6 Positions with the Highest Increase of Imports in Long-term

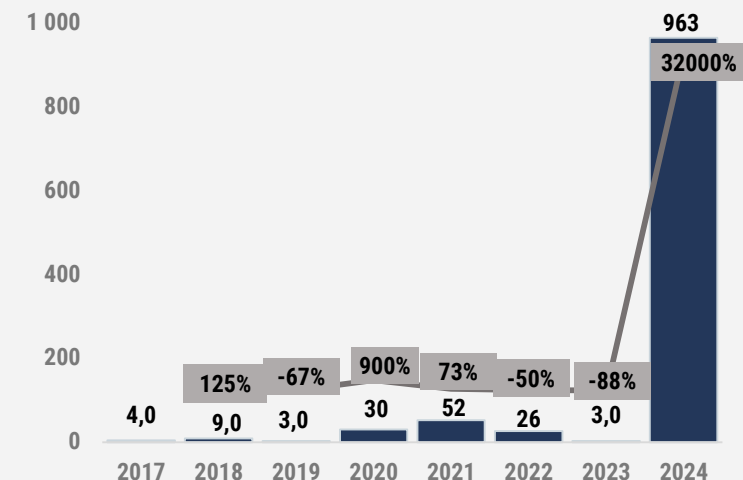
Imports Value of Heat Exchange Units, Industrial Type, K\$



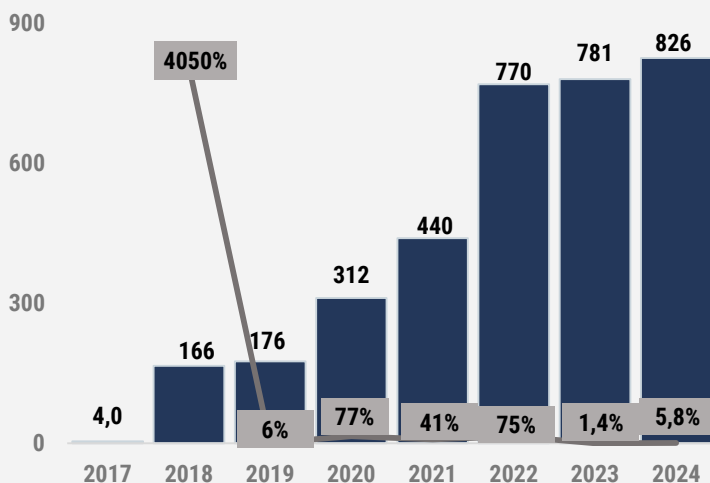
Imports Value of X-ray Generators, High Tension Generators, K\$



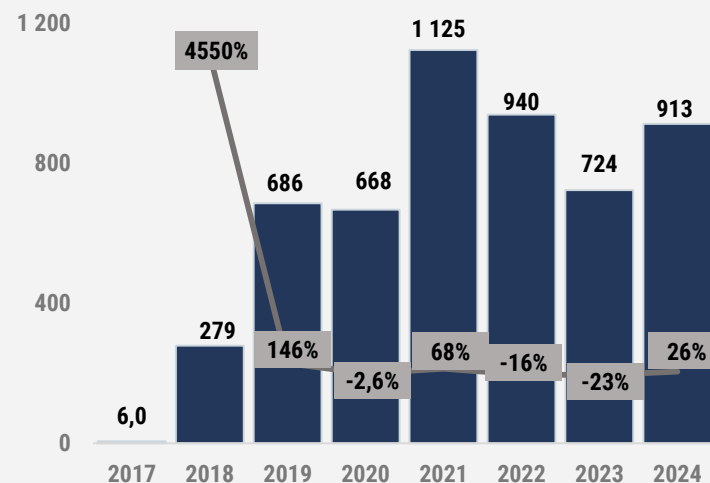
Imports Value of Parts (not specified or included elsewhere in this chapter) for Machines of chapter 90, K\$



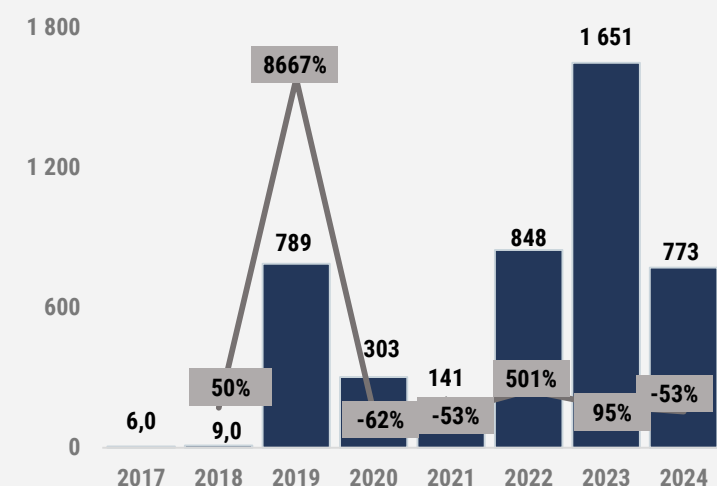
Imports Value of Wooden Furniture used in the Bedroom, K\$



Imports Value of Wooden Furniture used in the kitchen, K\$



Imports Value of Hinges, and Parts thereof, of base metal, K\$



Most Declining Import Positions Within Latent Champion Value Segment

Out of this group, **Barley, other than seed** shows the most significant import value reductions across all analyzed periods (2017-2024 and 2024 specifically). In the long-term (2017-2024), this category has declined in import value by 5.31% compared to 2023. Furthermore, Barley (**other than seed**) imports fell sharply in 2024, decreasing nearly 69% compared to the same period in the previous year.

Goods with highest short-term decrease of imports in 2024

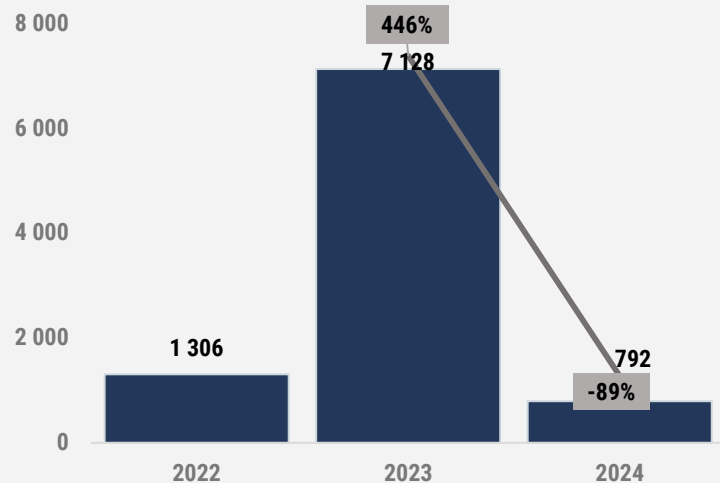
HS Code	Product Description	Imports in 2024, K\$	Growth Rate in 2024 (\$), %
220299	Nonalcoholic beverages, others (including milk-based drinks)	792	-88.89%
100390	Barley, other than seed	1 013	-68.98%
830230	Mountings, fittings and similar articles others (except hinges), suitable for motor vehicles, of base metal	749	-65.50%
830210	Hinges, and parts thereof, of base metal	773	-53.18%
901814	Scintigraphic apparatus	770	-43.26%
441259	Blockboard, laminboard and battenboard; with both outer plies of coniferous wood	963	-27.32%
401120	New pneumatic tires, of rubber, of a kind used on buses or trucks	854	-14.43%
392350	Stoppers, lids, caps and other closures, of plastics	853	-12.78%
940169	Seats with wooden frames, not upholstered, others	791	-9.91%
851220	Electrical lighting or visual signaling equipment, for use on cycles or motor vehicles, except for use on bicycles	826	-7.81%

Goods with highest long-term decrease of imports

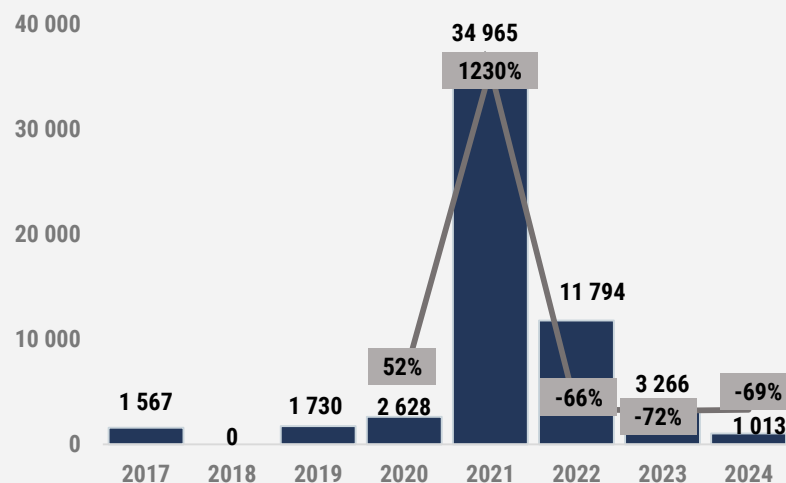
HS Code	Product Description	Imports in 10M 2024, K\$	8Y CAGR, 2017-2024 (\$), %
100390	Barley, other than seed	1 013	-5.31%
901812	Ultrasonic scanning apparatus	987	-1.26%

Top-6 Positions with the Highest **Decrease** of Imports in Short-term

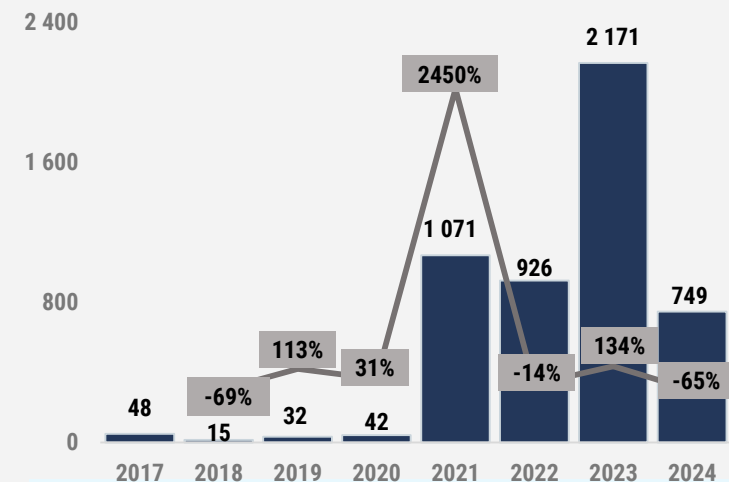
Imports Value of Nonalcoholic Beverages, others, K\$



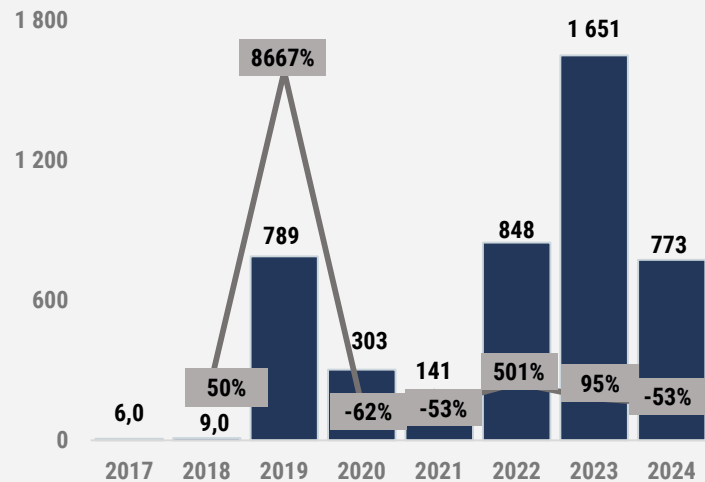
Imports Value of Barley, other than seed, K\$



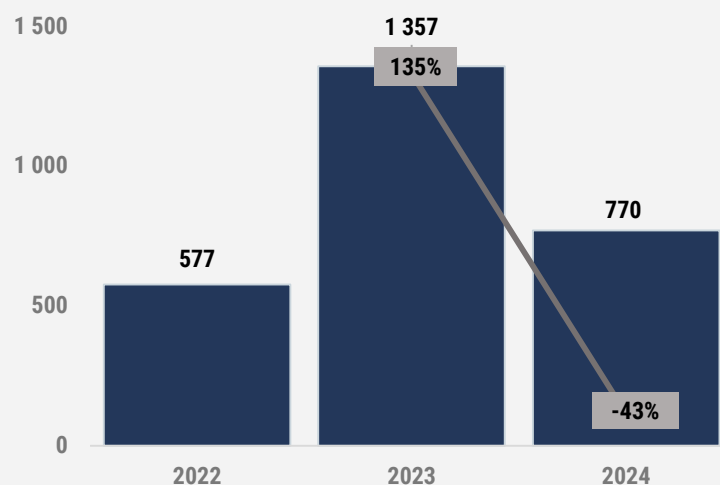
Imports Value of Mountings, fittings for motor vehicles, of base metal, K\$



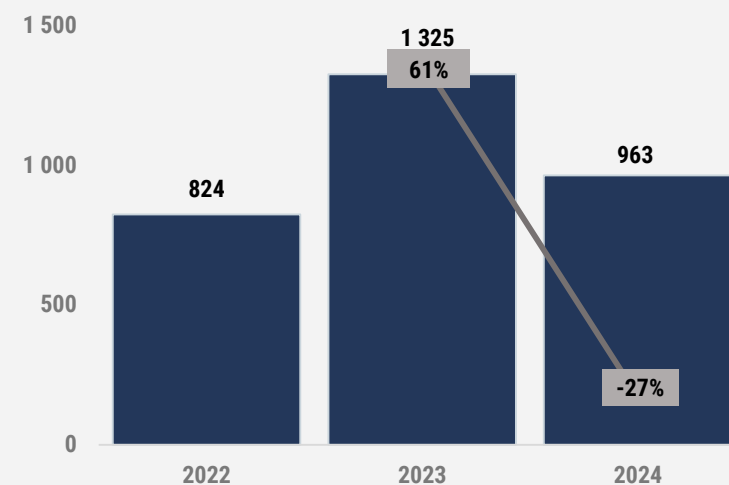
Imports Value of Hinges, and Parts Thereof, of base metal, K\$



Imports Value of Scintigraphic Apparatus, K\$

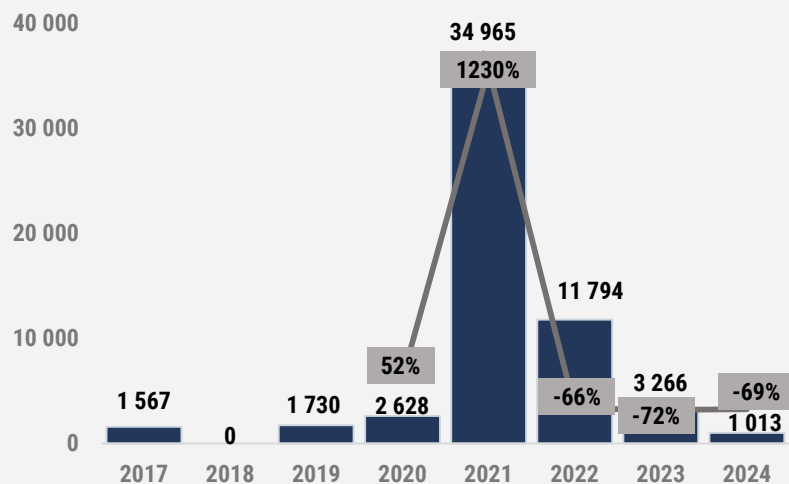


Imports Value of Blockboard, laminboard and battenboard; with both outer plies of coniferous wood, K\$

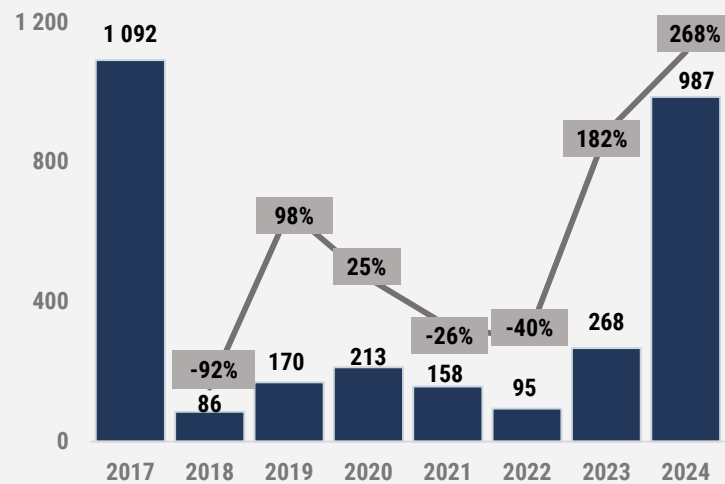


Positions with **Decrease** of Imports in Long-term

Imports Value of Barley, other than seed, K\$



Imports Value of Ultrasonic Scanning Apparatus, K\$



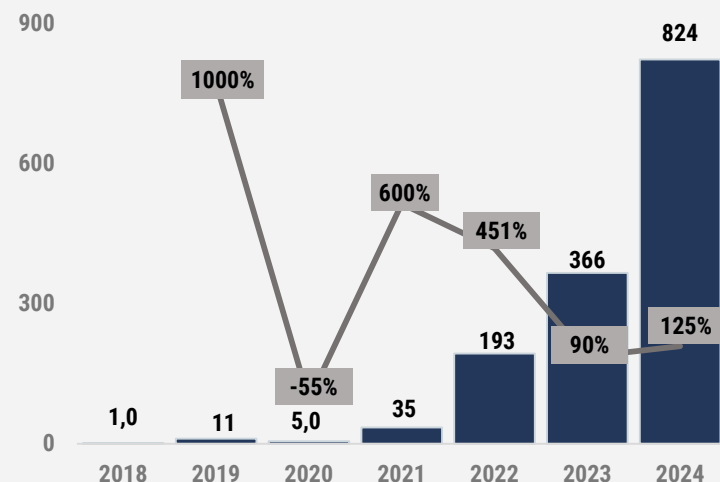
Top-Ranked Import Positions within Latent Champion Value Segment

Categories' Scores for Import Potential Estimation

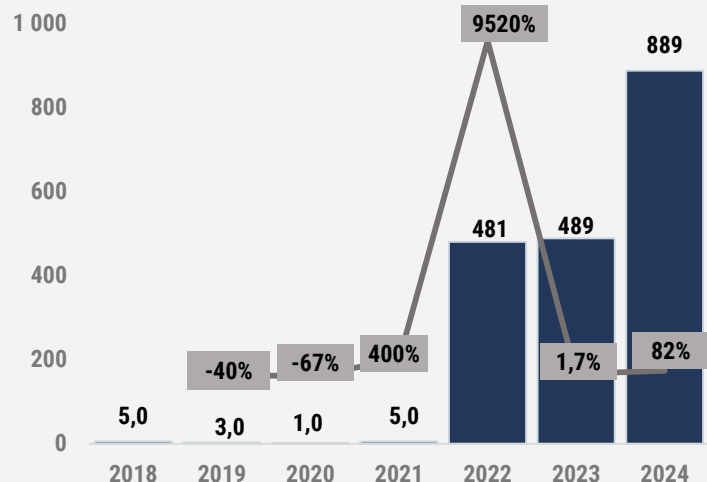
HS Code	Product Description	Imports in 2024, Scores (1-10)	7Y CAGR 2017-2023, Scores (1-10)	Growth Rate in 2024, Scores (1-10)	Total Quantity of Scores
841950	Heat exchange units, industrial type	3	10	8	21
902290	X-ray generators, high tension generators, control panels and desks, screens, examination or treatment tables, chairs etc.; parts and accessories	5	8	7	20
940340	Wooden furniture (except seats) of a kind used in the kitchen	6	7	6	19
901812	Ultrasonic scanning apparatus	9	0	9	18
903300	Parts and accessories (not specified or included elsewhere in this chapter) for machines, appliances, instruments or apparatus of chapter 90	8	0	10	18
870830	Brakes and servo-brakes; parts thereof	9	1	6	16
761699	Articles of aluminum, n.e.s.o.i.	7	1	8	16
940350	Wooden furniture (except seats) of a kind used in the bedroom	3	8	5	16
732690	Articles of iron or steel, others	4	1	8	13
940169	Seats with wooden frames, not upholstered, others	2	6	5	13
853190	Parts of electric sound or visual signaling apparatus, others	1	5	6	12
100390	Barley, other than seed	10	1	0	11
853670	Connectors for optical fibers, optical fiber bundles or cables	1	0	10	11
830210	Hinges, and parts thereof, of base metal	1	9	1	11

Top-Ranked Import Positions within the Latent Champion Value Segment

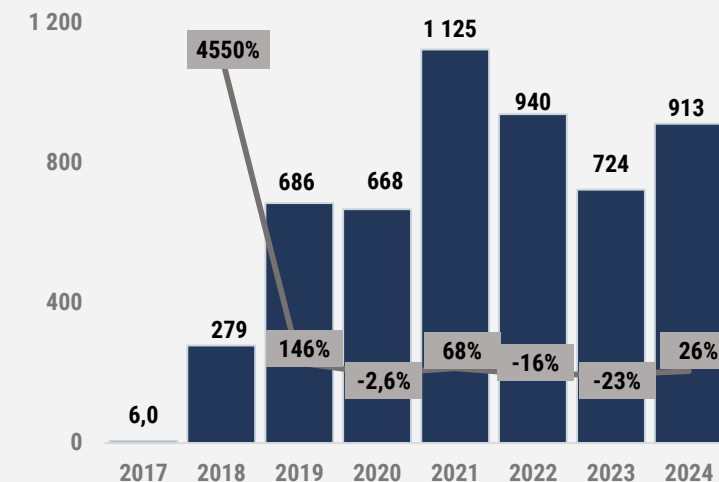
Imports Value of Heat Exchange Units, industrial type, K\$



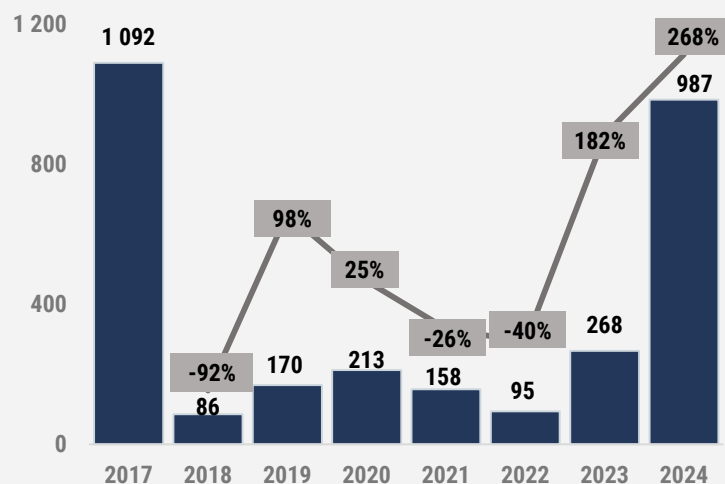
Imports Value of X-ray Generators, High Tension Generators, K\$



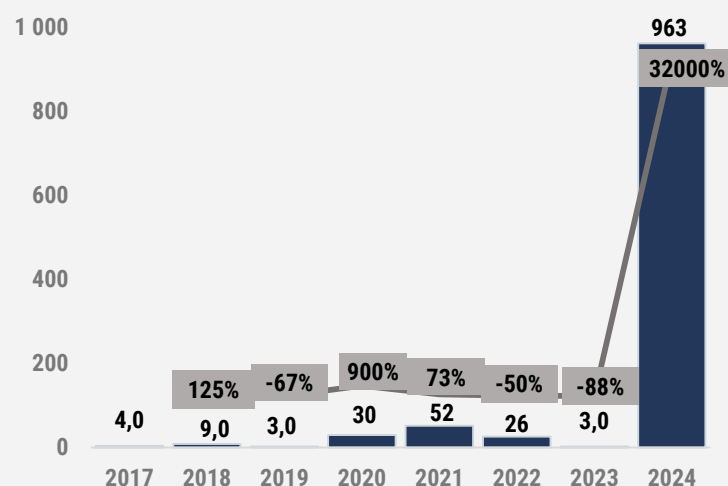
Imports Value of Wooden Furniture used in the kitchen, K\$



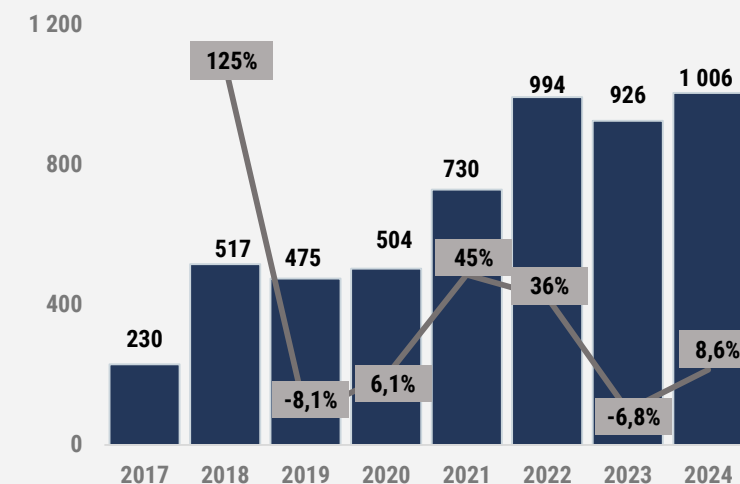
Imports Value of Ultrasonic Scanning Apparatus, K\$



Imports Value of Parts (not specified or included elsewhere in this chapter) for machines, of chapter 90, K\$



Imports Value of Brakes and Servo-brakes; Parts thereof, K\$



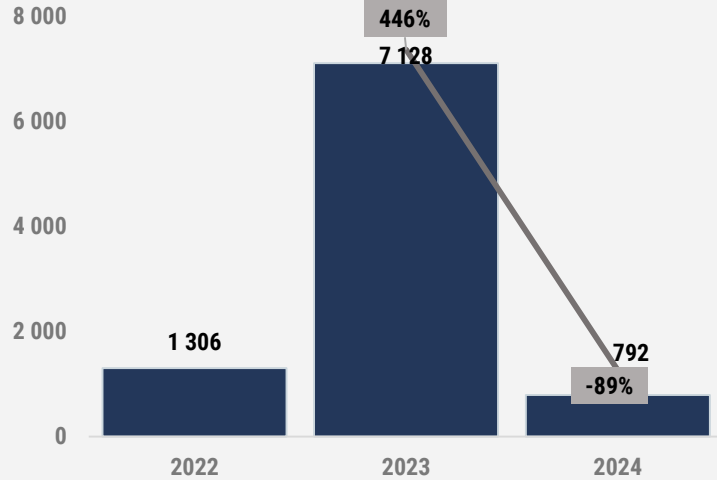
Lowest-Ranked Import Positions within the Latent Champion Value Segment

Categories' Scores for Import Potential Estimation

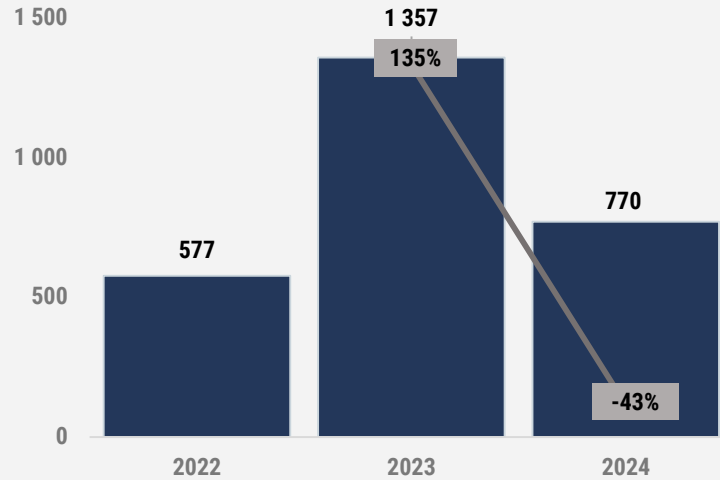
HS Code	Product Description	Imports in 2024, Scores (1-10)	7Y CAGR 2017-2023, Scores (1-10)	Growth Rate in 2024, Scores (1-10)	Total Quantity of Scores
220299	Nonalcoholic beverages, others (including milk-based drinks)	2	0	0	2
901814	Scintigraphic apparatus	1	0	1	2
482370	Molded or pressed articles of paper pulp	3	0	0	3
321490	Nonrefractory surfacing preparations for facades, indoor walls, floors, ceilings or the like	5	0	0	5
830230	Mountings, fittings and similar articles others (except hinges), and parts thereof, suitable for motor vehicles, of base metal	0	6	0	6
870899	Parts and accessories for motor vehicles, others	1	1	6	8
441259	Blockboard, laminboard and battenboard; with both outer plies of coniferous wood	8	0	1	9
851220	Electrical lighting or visual signaling equipment, for use on cycles or motor vehicles, except for use on bicycles	3	1	5	9
481820	Handkerchiefs, cleansing or facial tissues and towels, of paper pulp, paper, cellulose wadding or webs of cellulose fibers	10	0	0	10
401120	New pneumatic tires, of rubber, of a kind used on buses or trucks	4	1	5	10
392350	Stoppers, lids, caps and other closures, of plastics	4	1	5	10

Lowest-Ranked Import Positions within the Latent Champion Value Segment

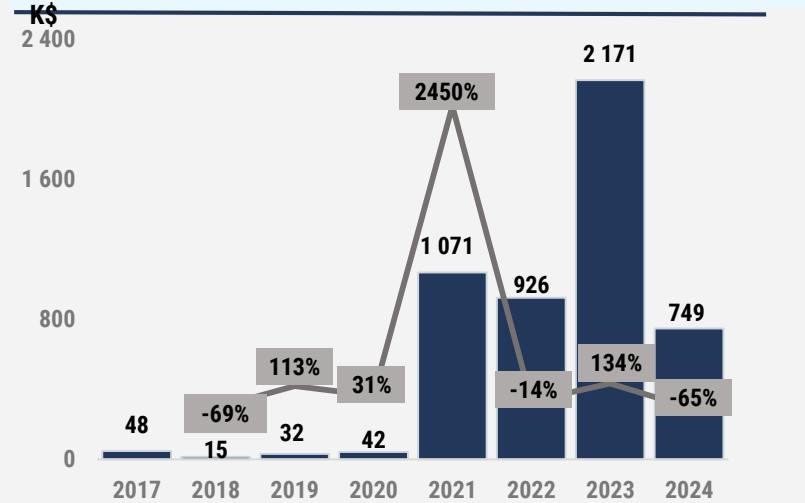
Imports Value of Nonalcoholic Beverages, others, K\$



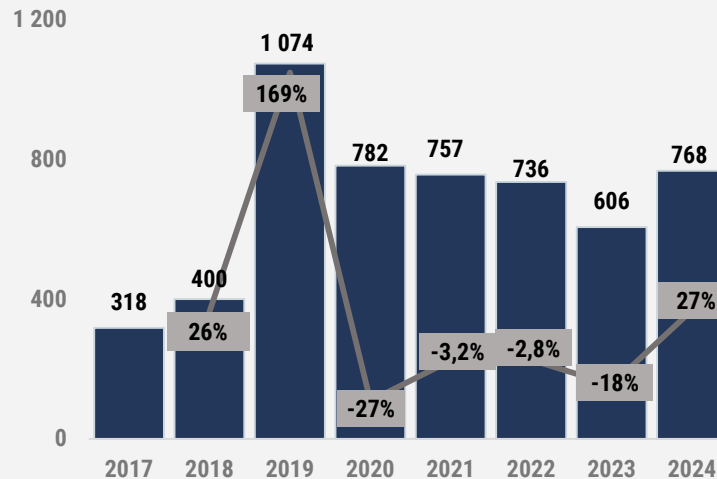
Imports Value of Scintigraphic Apparatus, K\$



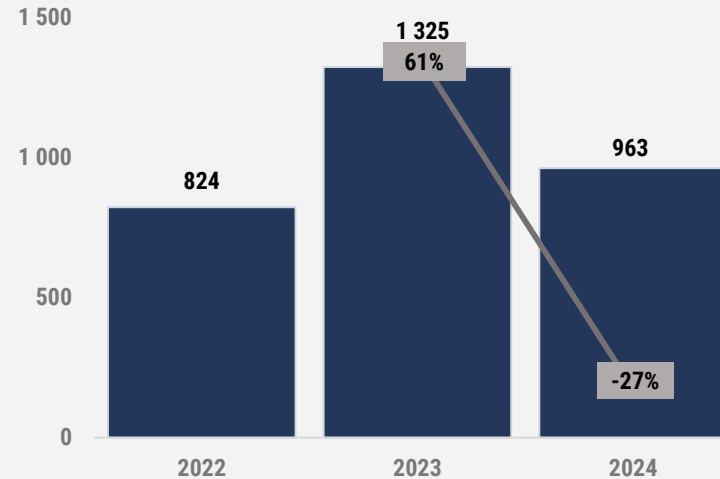
Imports Value of Mountings, fittings for motor vehicles, of base metal, K\$



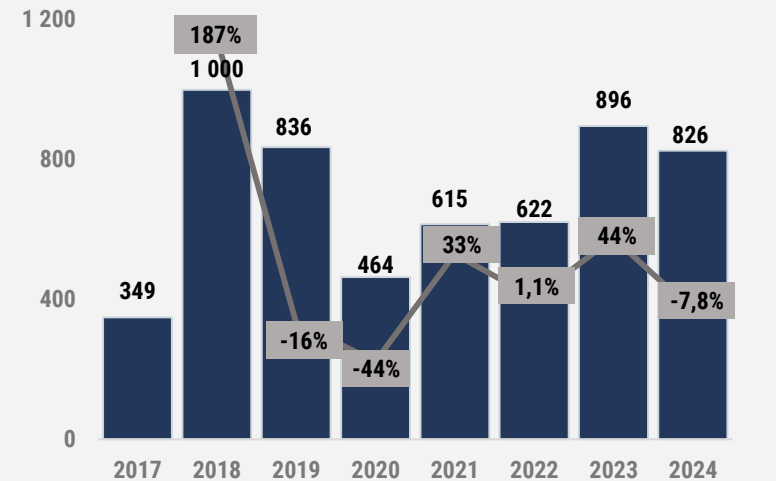
Imports Value of Parts for Motor Vehicles, others K\$



Imports Value of Blockboard, laminboard and battenboard; with both outer plies of coniferous wood, K\$



Imports Value of Electrical Lighting or Visual Signaling Equipment, K\$



Conclusions

Most Promising Import Positions from Romania to Israel across Various Product Groups

Among Largest-value trade goods

HS Code	Product Description	Imports Value in 2024, M\$	8Y CAGR 2017-2024 (\$),%	Growth Rate in 2024 (\$), %
847330	Parts and accessories for automatic data processing machines and units thereof, magnetic or optical readers, transcribing machines, etc., others	25.28	21.00%	82.77%
440712	Fir wood sawn or chipped lengthwise, sliced or peeled, of a thickness exceeding 6mm	3.95	101%	180%
903180	Measuring or checking instruments, appliances and machines, others	6.18	37.11%	263%
010229	Cattle, live, other than purebred breeding	89.08	9.11%	43.42%
870321	Passenger motor vehicles with spark-ignition reciprocating piston engine, <1,000 cc	19.27	14.99%	298%
441114	Medium density fiberboard, of a thickness exceeding 9 mm	12.46	34.40%	58.20%

Among Champion-value trade goods

HS Code	Product Description	Imports Value in 2024, M\$	8Y CAGR 2017-2024 (\$),%	Growth Rate in 2024 (\$), %
940171	Seats with metal frames, upholstered, others	2.81	102%	172%
730890	Structures and parts of structures others, of iron or steel	3.36	28.81%	105%
902680	Instruments and apparatus for measuring or checking other variables of liquids or gases, others	2.81	109%	11604%
300490	Medicaments, in measured doses, etc. (excluding vaccines, etc., coated bandages etc. and pharmaceutical goods), others	3.45	72.01%	-18.73%
853650	Electrical switches for a voltage not exceeding 1,000 v, others	2.08	52.26%	167%
940360	Wooden furniture, others	3.87	5.05%	32.04%
880730	Aircraft and spacecraft; parts of aeroplanes, helicopters or unmanned aircraft n.e.c. in heading no. 8807	3.08	n/a	349%
903289	Automatic regulating or controlling instruments and apparatus, others	2.11	11.72%	153%

Most Promising Import Positions from Romania to Israel across Various Product Groups

Among Rising Champion value trade goods

HS Code	Product Description	Imports Value in 2024, M\$	8Y CAGR 2017-2024 (\$),%	Growth Rate in 2024 (\$), %
760429	Aluminum alloy bars, rods and profiles, other than hollow profiles	1.16	81.14%	180%
847150	Digital processing units other than those of 8471.41 and 8471.49, n.e.s.o.i.	1.39	64.38%	35.09%
847149	Digital automatic data processing machines and units thereof presented in the form of systems, n.e.s.o.i.	1.18	49.41%	-6.87%
848340	Gears and gearing; ball or roller screws; gear boxes and other speed changers, incl torque converters	1.27	32.60%	49.00%
731441	Grill, netting and fencing of iron or steel wire others, coated with zinc	1.10	48.29%	126%
732620	Articles of iron or steel wire, others	1.53	22.00%	127%
830249	Mountings, fittings and similar articles, and parts thereof, others, of base metal	1.52	32.60%	-50.16%
842720	Self-propelled lifting trucks powered by other than an electric motor	1.51	13.87%	436%

Among Latent Champion value trade goods

HS Code	Product Description	Imports Value in 2024, K\$	8Y CAGR 2017-2024 (\$),%	Growth Rate in 2024 (\$), %
841950	Heat exchange units, industrial type	824	110%	125%
902290	X-ray generators, high tension generators, control panels and desks, screens, examination or treatment tables, chairs etc.; parts and accessories	889	110%	81.80%
940340	Wooden furniture (except seats) of a kind used in the kitchen	913	87.41%	26.10%
901812	Ultrasonic scanning apparatus	987	-1.26%	268%
903300	Parts and accessories (not specified or included elsewhere in this chapter) for machines, appliances, instruments or apparatus of chapter 90	963	98.47%	32000%
870830	Brakes and servo-brakes; parts thereof	1,006	20.26%	8.64%
761699	Articles of aluminum, n.e.s.o.i.	950	31.38%	127%
940350	Wooden furniture (except seats) of a kind used in the bedroom	826	94.70%	5.76%

CONTACTS & FEEDBACK

Connect with us

EXPORT HUNTER, UAB

Konstitucijos pr.15-69A, Vilnius,
Lithuania

info@gtaic.ai

Follow us: 