

# POLAND'S IMPORTS FROM MOLDOVA

Focus on the 100 Key Imported Products



# Scope of research

We identified **top-100 largest value import items** traded between Poland and Moldova in 2024, specifically focusing on **Poland's imports from Moldova**.

The analysis was based on the full database on the trade between the two countries (Poland's imports data, mirror data).

We divided these 100 products into segments:

- I. **Champion-value traded goods** (annual value of shipments of 690 K\$ – 53 M\$);
- II. **Rising Champion value traded goods** (annual value of shipments of 50 K\$ – 690 K\$).

We analyzed long-term and short-term evolution of trade of each group (in US\$ terms only, volume trade not analyzed): CAGR over 2017-2023, Growth Rates in 2024.

**Methodology:** At the end of each section, we ranked the traded items within each group based on three key indicators: **Imports Value in 2024 (Absolute Import Size in \$-terms)**, **CAGR over seven years (2017-2023) as indicator of a long-term growth trend**, and **y-o-y Growth Rate in 10M 2024 as indicator of short-term performance**. All indicators were assigned an equal weight **on a 10-point scale**, and the total score was calculated as the sum of these three values. The highest-scoring categories are identified as the most promising goods for supply to the Poland's market from Moldova, while those with the lowest scores are considered the most risky.

**Notes:** use of n/a designation: In 2022, the Harmonized System underwent significant revisions, including the introduction of new commodity items. The "n/a" designation is used for imports values of goods that were previously classified under different HS codes before 2022.

**Data sources:** UN Comtrade databases processed by GTAIC Intelligence Platform.

***Data on trade in volume metrics (tons, kilos, and other) and prices are not analyzed in this research. However, they can be analyzed under a separate request.***

***This research was prepared as of 13<sup>th</sup> of May 2025.***

# GTAIC now delivers a similar research for any pair of countries at \$49.99

## “Country-to-Country Trade Flow” Analysis

### ► Parsing and analyzing trade data between any pair of two countries chosen by a user

- **Type of research:**
  - Comprehensive analysis of trade data covering all goods exchanged between any two countries chosen by a user
  - Over 5,000 products across more than 100 countries
  - Data spanning from 2017 to 2025, with monthly updates
  - Time lag: For the majority of countries, up to 3 months from the moment of the request
- **Key Insights from Analysis:**
  - Identification of the largest trade items and the fastest-growing products, both in the short and long term
  - Detection of product group trends and anomalies in trade flow fluctuations based on a thorough examination of comprehensive trade statistics between selected countries
- **Why It's Needed:**
  - To generate a long list of the most promising products traded between specified countries, which warrant further, more detailed analysis with the help of other GTAIC intelligence instruments

#### How it works?

1. *The user selects any two countries covered by the service (see the list of the countries in the next page).*
2. *For a fee of \$49.99, the user receives a detailed analysis of a specific trade direction (e.g., imports of Poland from Moldova).*
3. *The analysis, including an Excel sheet, is delivered within 24 hours. A sample of the standardized analysis is provided here in this report.*
4. *Customized country-to-country trade analyses are also available. Depending on the complexity of the request, these can be delivered within 24-72 hours. Pricing will vary based on the specific requirements compared to the standardized analysis provided in this report.*

# **Executive Summary**

# Summary

Upon results of the analyses of **the top-100 largest value import items** traded between Poland and Moldova in 2024, we identified **the most promising positions supplied from Moldova to Poland across various product groups:**

- I. **Within the Champion-Value Segment** (annual value of shipments of 690 K\$ – 53 M\$) the most promising positions include: 1) Grapes, fresh; 2) Insulated ignition wiring sets and other wiring sets for vehicles, aircraft and ships; 3) Apple juice, others, not fortified with vitamins or minerals, unfermented, not containing added spirit; 4) Footwear, with outer soles of rubber, plastics or composition leather and uppers of leather others, covering the ankle; 5) Electric conductors, for a voltage not exceeding 1000 v, fitted with connectors, others; 6) Plums, prune plums and sloes, fresh; 7) Apricots, fresh; 8) Bars and rods of iron or nonalloy steel, not further worked than hot-rolled, hot-drawn or hot-extruded; 9) Wine of fresh grapes (other than sparkling wine) and grape must with fermentation prevented, etc. by adding alcohol, containers >10 liters; 10) Bars and rods, hot-rolled, in irregularly wound coils, of iron or nonalloy steel, of circular cross-section measuring less than 14mm in diameter, others.
- II. **In the Rising Champion Value Segment** (annual value of shipments of 50 K\$ – 690 K\$) the most promising positions remain: 1) Glass fibers and articles thereof others; 2) Carpets and other textile floor coverings, woven, not tufted or flocked, others, of pile construction, made-up, of wool or fine animal hair; 3) Apples, dried; 4) Flaxseed (linseed), whether or not broken; 5) Reservoirs, tanks, casks, vats and similar containers others, of a capacity of more than 300 liters (79.25 gal.), of iron or steel; 6) Fermented beverages, others (incl cider, perry & mead); mixtures of fermented beverages & mixtures of fermented beverages & non-alcohol beverage others; 7) T-shirts, singlets, tank tops and similar garments of cotton, knitted or crocheted; 8) Women's or girls' swimwear of synthetic fibers, knitted or crocheted; 9) Sweaters, pullovers, sweatshirts, waistcoats (vests), and similar articles knitted or crocheted, of wool; 10) Nonalcoholic beverages, others (including milk-based drinks).



# Summary

Notably, Moldova holds significant market share in Poland's markets of **1) Apple juice (others, not unfermented), 2) Plums, prune plums and sloes, fresh, 3) Sunflower seeds (whether or not broken) and 4) Apricots (fresh)** in 2024. Moldova accounted for over 37% of Poland's apple juice imports, nearly 26% of Poland's plum and prune plum imports, 13% of Poland's sunflower seed imports and almost 10% of Poland's apricot imports:

HS Code	Product Description	Imports in 2017, M\$	Imports in 2018, M\$	Imports in 2019, M\$	Imports in 2020, M\$	Imports in 2021, M\$	Imports in 2022, M\$	Imports in 2023, M\$	Imports in 2024, M\$	Market Share of Moldova in Poland's Imports in 2024, %
200979	Apple juice, others, not unfermented	32.93	12.08	33.24	33.95	16.2	19.47	18.31	52.8	37.10%
80940	Plums, prune plums and sloes, fresh	3.93	0.63	0.66	2.18	2.94	3.86	8.64	9.08	25.96%
120600	Sunflower seeds, whether or not broken	6.32	6.17	4.3	3.93	3.57	7.56	6.56	7.09	12.67%
80910	Apricots, fresh	0.00	0.00	0.00	0.04	0.06	0.61	0.28	2.13	9.88%
721391	Bars and rods, hot-rolled, in irregularly wound coils, of iron or nonalloy steel, others	12.42	35.69	24.87	15.16	50.48	45.96	23.52	16.63	6.94%
80610	Grapes, fresh	1.06	1.03	1.20	1.70	2.77	7.64	13.72	15.63	4.80%
081020	Raspberries, blackberries, mulberries, fresh	0.39	0.00	0.22	0.09	1.49	3.96	0.61	1.87	3.56%
730661	Tubes, pipes and hollow profiles, of iron or steel	0.00	0.00	0.00	0.00	0.99	7.69	8.24	6.71	2.76%
220421	Wine of fresh grapes (other than sparkling wine)	9.21	9.94	9.86	9.69	10.18	14.02	10.28	8.06	2.44%
721499	Bars and rods of iron or nonalloy steel, not further worked than hot-rolled, hot-drawn or hot-extruded	0.00	0.00	0.05	0.01	0.00	0.30	0.22	1.90	2.07%
721420	Bars and rods of iron or nonalloy steel, hot-worked others, concrete reinforcing	7.56	40.62	10.87	5.18	21.31	13.57	24.75	6.17	1.78%
854430	Insulated ignition wiring sets for vehicles, aircraft	0.19	3.04	8.16	8.87	15.41	31.55	32.57	12.6	1.42%
Total		74.01	109.20	93.43	80.80	125.4	156.19	147.7	140.67	

# **Snapshot of Poland's Imports from Moldova**

# Poland's Imports from Moldova in 2017 – 2024

\* 817 goods under HS 6-digit classification covered

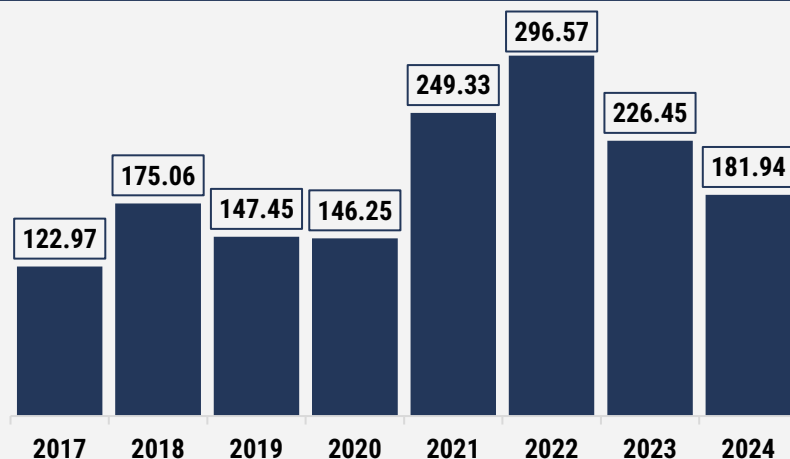
**2024**  
Imports Value: **182 M\$**  
Growth Rate: **-19.66%**

**2023**  
Imports Value: **226 M\$**  
Growth Rate: **-23.65%**

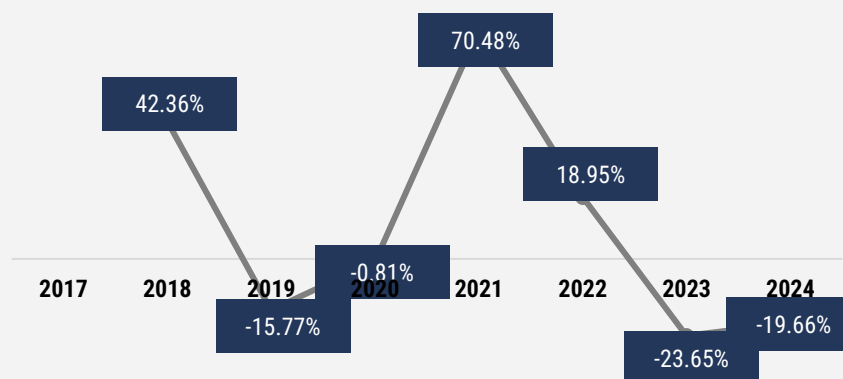
**2022**  
Imports Value: **297 M\$**  
Growth Rates: **+18.95%**

**2021**  
Imports Value: **249 M\$**  
Growth Rate: **+70.48%**

Imports Value, M \$



YoY Imports Growth Rate, %



- Over the long term (2017–2024), the compounded annual growth rate (CAGR) of Poland's imports from Moldova has been +5.02% with the most notable surge occurring in 2021, when Poland's imports from Moldova rose by over 70% year-on-year.
- In 2023, Poland's imports from Moldova reached \$226.45 million, marking a notable decrease of 23.65% from \$296.57 million in 2022.
- In 2024, the value of imports totaled \$181.94 million, showing a significant -19.66% year-on-year decline.
- The analysis covers the top 100 imported products by value in 2024, categorized into four groups: the 1<sup>st</sup> Group – Top 25 (with the yearly imports value of 690 K\$ – 53 M\$ in 2024), the 2<sup>nd</sup> group (early trade value of 50 K\$ – 690 K\$),
- For each group, we identify the products that have shown sustained and significant import growth from Moldova, focusing on both long-term (2017 – 2024) and shorth-term (2023 – 2024) growth trends.



**1**

**Champion-Value Segment:  
yearly imports ranging from 690  
K\$ to 53 M\$ per one product**

# Imported Goods from Moldova to Poland with Imports Value of 690K-53 M\$

\* Product Categories Ranked 1– 25 by the size of Import Value (out of 817 goods traded in 2024)

Rank by Imports value In 2024	HS Code	Product Description	2017, M\$	2018, M\$	2019, M\$	2020, M\$	2021, M\$	2022, M\$	2023, M\$	2024, M\$	Growth Rate in 2024	8Y CAGR, 2017-2024	Share in total imports in 2024
1	200979	Apple juice, others, not unfermented	32.93	12.08	33.24	33.95	16.20	19.47	18.31	52.80	188%	6.08%	29.02%
2	721391	Bars and rods, hot-rolled, in irregularly wound coils, of iron or nonalloy steel, others	12.42	35.69	24.87	15.16	50.48	45.96	23.52	16.63	-29.32%	3.71%	9.14%
3	080610	Grapes, fresh	1.06	1.03	1.20	1.70	2.77	7.64	13.72	15.63	13.93%	39.99%	8.59%
4	854430	Insulated ignition wiring sets for vehicles, aircraft	0.19	3.04	8.16	8.87	15.41	31.55	32.57	12.60	-61.33%	69.02%	6.92%
5	854442	Electric conductors, <1000 v., others	2.57	14.54	12.54	14.38	13.34	21.17	22.06	9.11	-58.72%	17.13%	5.01%
6	080940	Plums, prune plums and sloes, fresh	3.93	0.63	0.66	2.18	2.94	3.86	8.64	9.08	5.12%	11.05%	4.99%
7	220421	Wine of fresh grapes (other than sparkling wine)	9.21	9.94	9.86	9.69	10.18	14.02	10.28	8.06	-21.54%	-1.65%	4.43%
8	120600	Sunflower seeds, whether or not broken	6.32	6.17	4.30	3.93	3.57	7.56	6.56	7.09	8.06%	1.45%	3.90%
9	730661	Tubes, pipes and hollow profiles, of iron or steel	0.00	0.00	0.00	0.00	0.99	7.69	8.24	6.71	-18.48%	n/a	3.69%
10	721420	Bars and rods of iron or nonalloy steel, hot-worked others, concrete reinforcing	7.56	40.62	10.87	5.18	21.31	13.57	24.75	6.17	-75.08%	-2.52%	3.39%
11	640399	Footwear, with outer soles of rubber, plastics and uppers of leather others, not covering the ankle	0.22	0.48	0.25	0.04	0.04	0.28	3.21	2.35	-26.92%	34.33%	1.29%
12	640391	Footwear, with outer soles of rubber, plastics or composition leather and uppers of leather others	0.06	0.02	0.02	0.00	0.01	1.07	2.53	2.20	-13.00%	56.72%	1.21%
13	080910	Apricots, fresh	0.00	0.00	0.00	0.04	0.06	0.61	0.28	2.13	651%	n/a	1.17%
14	721499	Bars and rods of iron or nonalloy steel, not further worked than hot-rolled, hot-drawn or hot-extruded	0.00	0.00	0.05	0.01	0.00	0.30	0.22	1.90	758%	n/a	1.05%
15	081020	Raspberries, blackberries, mulberries, fresh	0.39	0.00	0.22	0.09	1.49	3.96	0.61	1.87	208%	21.86%	1.03%
16	220710	Ethyl alcohol, undenatured	3.86	1.19	1.24	6.54	5.21	39.14	8.25	1.76	-78.65%	-9.34%	0.97%
17	570242	Carpets, woven, not tufted or flocked, others, of pile construction, of manmade textile materials	1.08	1.04	0.00	0.62	1.03	1.18	1.92	1.45	-24.70%	3.71%	0.80%
18	940199	Seats, parts (of other than wood)	n/a	n/a	n/a	n/a	n/a	7.76	6.84	1.39	-79.72%	n/a	0.76%
19	180620	Chocolate, in bars, blocks, slabs, > 2 kg	0.85	0.84	0.96	1.29	1.16	1.89	1.33	1.25	-6.19%	4.88%	0.69%
20	081320	Prunes, dried	0.98	0.37	0.45	0.77	0.85	3.35	1.58	0.98	-38.01%	-0.02%	0.54%
21	730840	Equipment for scaffolding, of iron or steel	0.00	0.00	0.07	0.18	1.50	3.03	3.93	0.93	-76.27%	n/a	0.51%
22	711299	Waste and scrap of precious metal, others	0.00	0.00	0.00	0.00	0.00	1.68	1.57	0.90	-42.85%	n/a	0.49%
23	520822	Woven fabrics of cotton, >85% cotton by weight	0.91	0.39	0.47	0.81	0.70	1.51	0.90	0.82	-8.69%	-1.30%	0.45%
24	080929	Cherries, fresh, other than sour	0.00	0.00	0.05	0.07	0.02	0.06	0.79	0.70	-11.15%	n/a	0.38%
25	220429	Wine of fresh grapes (other than sparkling wine)	0.20	0.22	0.59	0.96	0.92	0.86	0.82	0.69	-15.47%	17.08%	0.38%

# Shares in total imports value (\$), %

\* Product Categories Ranked 1– 25 by the size of Import Value (out of 2 199 goods traded in 2024)

Rank by Imports value In 2024	HS Code	Product Description	Share, 2017, %	Share, 2018, %	Share, 2019, %	Share, 2020, %	Share, 2021, %	Share, 2022, %	Share, 2023, %	Share, 2024, %
1	200979	Apple juice, others, not unfermented	26.78%	6.90%	22.54%	23.21%	6.50%	6.56%	8.09%	29.02%
2	721391	Bars and rods, hot-rolled, in irregularly wound coils, of iron or nonalloy steel, others	10.10%	20.39%	16.87%	10.37%	20.24%	15.50%	10.39%	9.14%
3	080610	Grapes, fresh	0.86%	0.59%	0.82%	1.17%	1.11%	2.58%	6.06%	8.59%
4	854430	Insulated ignition wiring sets for vehicles, aircraft	0.15%	1.73%	5.54%	6.07%	6.18%	10.64%	14.39%	6.92%
5	854442	Electric conductors, <1000 v., others	2.09%	8.31%	8.50%	9.83%	5.35%	7.14%	9.74%	5.01%
6	080940	Plums, prune plums and sloes, fresh	3.19%	0.36%	0.45%	1.49%	1.18%	1.30%	3.82%	4.99%
7	220421	Wine of fresh grapes (other than sparkling wine)	7.49%	5.68%	6.69%	6.63%	4.08%	4.73%	4.54%	4.43%
8	120600	Sunflower seeds, whether or not broken	5.14%	3.52%	2.92%	2.68%	1.43%	2.55%	2.90%	3.90%
9	730661	Tubes, pipes and hollow profiles, of iron or steel	0.00%	0.00%	0.00%	0.00%	0.40%	2.59%	3.64%	3.69%
10	721420	Bars and rods of iron or nonalloy steel, hot-worked others, concrete reinforcing	6.15%	23.20%	7.37%	3.54%	8.55%	4.58%	10.93%	3.39%
11	640399	Footwear, with outer soles of rubber, plastics and uppers of leather others, not covering the ankle	0.18%	0.28%	0.17%	0.03%	0.02%	0.09%	1.42%	1.29%
12	640391	Footwear, with outer soles of rubber, plastics or composition leather and uppers of leather others	0.05%	0.01%	0.02%	0.00%	0.00%	0.36%	1.12%	1.21%
13	080910	Apricots, fresh	0.00%	0.00%	0.00%	0.03%	0.02%	0.21%	0.13%	1.17%
14	721499	Bars and rods of iron or nonalloy steel, not further worked than hot-rolled, hot-drawn or hot-extruded	0.00%	0.00%	0.03%	0.01%	0.00%	0.10%	0.10%	1.05%
15	081020	Raspberries, blackberries, mulberries, fresh	0.31%	0.00%	0.15%	0.06%	0.60%	1.33%	0.27%	1.03%
16	220710	Ethyl alcohol, undenatured	3.14%	0.68%	0.84%	4.47%	2.09%	13.20%	3.64%	0.97%
17	570242	Carpets, woven, not tufted or flopped, others, of pile construction, of manmade textile materials	0.88%	0.60%	0.00%	0.42%	0.41%	0.40%	0.85%	0.80%
18	940199	Seats, parts (of other than wood)	n/a	n/a	n/a	n/a	n/a	2.62%	3.02%	0.76%
19	180620	Chocolate, in bars, blocks, slabs, > 2 kg	0.69%	0.48%	0.65%	0.88%	0.47%	0.64%	0.59%	0.69%
20	081320	Prunes, dried	0.80%	0.21%	0.31%	0.52%	0.34%	1.13%	0.70%	0.54%
21	730840	Equipment for scaffolding, of iron or steel	0.00%	0.00%	0.05%	0.12%	0.60%	1.02%	1.74%	0.51%
22	711299	Waste and scrap of precious metal, others	0.00%	0.00%	0.00%	0.00%	0.00%	0.57%	0.69%	0.49%
23	520822	Woven fabrics of cotton, >85% cotton by weight	0.74%	0.22%	0.32%	0.55%	0.28%	0.51%	0.40%	0.45%
24	080929	Cherries, fresh, other than sour	0.00%	0.00%	0.03%	0.05%	0.01%	0.02%	0.35%	0.38%
25	220429	Wine of fresh grapes (other than sparkling wine)	0.16%	0.12%	0.40%	0.65%	0.37%	0.29%	0.36%	0.38%

# ...represent nearly 91% of total Poland's imports from Moldova

The **top-25 highest-value** product categories (6-digit HS classification) account for approximately **90.8%** of Poland's imports from Moldova reaching **\$181.94 million** in 2024.

The Top 25 product groups are dominated by the following categories:

➤ **Fruit, Berry, and Fruit-Based Beverage Products: Amounting to \$91.95 million in 2024, accounting for 50.54% of Poland's imports from Moldova:**

- Apple juice, others, not fortified with vitamins or minerals, unfermented, not containing added spirit, whether or not sweetened
- Grapes, fresh
- Plums, prune plums and sloes, fresh
- Wine of fresh grapes (other than sparkling wine) and grape must with fermentation prevented, etc. by adding alcohol, containers of not over 2 liters
- Wine of fresh grapes (other than sparkling wine) and grape must with fermentation prevented, etc. by adding alcohol, containers holding over 10 liters
- Apricots, fresh
- Raspberries, blackberries, mulberries and loganberries, fresh
- Prunes, dried
- Cherries, fresh, other than sour

➤ **Metallurgical Products: These products accounted for \$32.30 million, representing 17.76% of total imports:**

- Bars and rods, hot-rolled, in irregularly wound coils, of iron or nonalloy steel, of circular cross-section measuring less than 14mm in diameter, others
- Tubes, pipes and hollow profiles, of iron or steel, welded, of a square or rectangular cross-section, others
- Bars and rods of iron or nonalloy steel, hot-worked others, concrete reinforcing
- Bars and rods of iron or nonalloy steel, not further worked than hot-rolled, hot-drawn or hot-extruded, but including twisted after rolling, n.e.s.o.i
- Waste and scrap of precious metal, others

➤ **Footwear and Fabrics: These products reached \$5.37 million, accounting for 2.95% of total Poland's imports from Moldova:**

- Footwear, with outer soles of rubber, plastics or composition leather and uppers of leather others, not covering the ankle
- Footwear, with outer soles of rubber, plastics or composition leather and uppers of leather others, covering the ankle
- Woven fabrics of cotton, 85% or more cotton by weight, bleached, plain weave, weighing over 100 g/m<sup>2</sup> but not over 200 g/m<sup>2</sup>

➤ **Other Product Categories worth \$35.57 million accounting for 19.55% of total Poland's imports from Moldova and including: Parts of Motor Vehicles, Electric Conductors, Sunflower Seeds, Carpets, Chocolate.**

# Dynamics of Changes in the Structure of Poland's Imports from Moldova

**\$52.80 M**    **29.02%**

**Apple juice**

Imports Value in 2024    Share in total imports in 2024

**\$16.63 M**    **9.14%**

**Bars and rods, of iron or steel, <14mm in diameter, others**

Imports Value in 2024    Share in total imports in 2024

**\$15.63 M**    **8.59%**

**Grapes, fresh**

Imports Value in 2024    Share in total imports in 2024

**\$12.60 M**    **6.92%**

**Insulated ignition wiring sets**

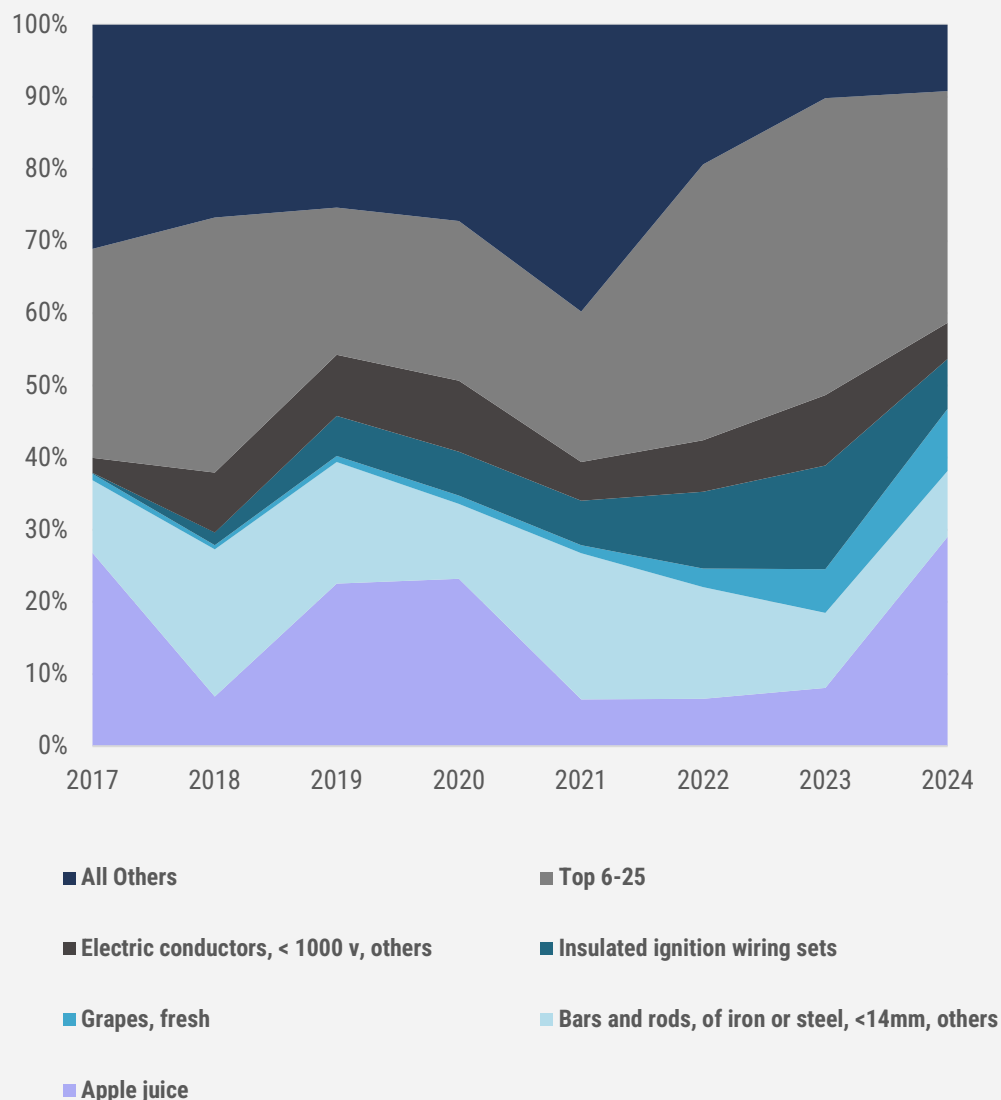
Imports Value in 2024    Share in total imports in 2024

**\$9.11 M**    **5.01%**

**Electric conductors, < 1000 v, fitted with connectors, others**

Imports Value in 2024    Share in total imports in 2024

Top-5 Product Categories by Value in the Structure of Poland's Imports from Moldova (\$)



- During 2017 – 2024 the share of the top-25 categories steadily increased from 69% in 2017 to 91% in 2024, highlighting a **growing concentration** in key import positions.
- From 2017 to 2024, two product categories – 1) **apple juice (others, not fortified with vitamins or minerals, unfermented, not containing added spirit, whether or not sweetened)** and 2) **Bars and rods, (hot-rolled, in irregularly wound coils, of iron or nonalloy steel, of circular cross-section measuring less than 14mm in diameter, others)** – consistently held the leading positions in the import structure.
- In 2024, the category of **Fresh Grapes** has emerged as the third-largest import category, with imports value reaching \$15.63 million in 2024.
- The further analysis covers the import value dynamics of the 5 fastest growing and 5 most decreasing import positions, providing insights into shifting trade patterns and the evolving composition of Poland's import structure from Moldova.

# Most Growing and Declining Import Positions within Champion-Value Segment

Out of the positions of the 1<sup>st</sup> group, two positions – **1) Raspberries, blackberries, mulberries and loganberries (fresh)** and **2) Grapes (fresh)** – have shown significant increases in imports values across all the periods considered (in 2024 and 2017 – 2024).

Notably, **1) Ethyl alcohol, undenatured (of an alcoholic strength by volume of 80% vol. or higher)** and **2) Bars and rods of iron or nonalloy steel (hot-worked others, concrete reinforcing)** are characterized by notable declines in the same periods (in 2024 and 2017 – 2024).

Goods with highest short-term growth of imports in 2024

HS Code	Product Description	Imports in 2024, M\$	Growth Rate in 2024 (\$), %
721499	Bars and rods of iron or nonalloy steel, not further worked than hot-rolled, hot-drawn or hot-extruded, but including twisted after rolling, n.e.s.o.i	1.90	758%
080910	Apricots, fresh	2.13	651%
081020	Raspberries, blackberries, mulberries and loganberries, fresh	1.87	208%
200979	Apple juice, others, not fortified with vitamins or minerals, unfermented, not containing added spirit, whether or not sweetened	52.80	188%
080610	Grapes, fresh	15.63	13.93%

Goods with highest short-term decrease of imports in 2024

HS Code	Product Description	Imports in 2024, M\$	Growth Rate in 2024 (\$), %
940199	Seats, parts (of other than wood) for use in the assembly of motor vehicles	1.39	-79.72%
220710	Ethyl alcohol, undenatured, of an alcoholic strength by volume of 80% vol. or higher	1.76	-78.65%
730840	Equipment for scaffolding, shuttering propping or pit-propping, of iron or steel	0.93	-76.27%
721420	Bars and rods of iron or nonalloy steel, hot-worked others, concrete reinforcing	6.17	-75.08%
854430	Insulated ignition wiring sets and other wiring sets for vehicles, aircraft and ships	12.60	-61.33%

Goods with highest long-term growth of imports

HS Code	Product Description	Imports in 2024, M\$	8Y CAGR, 2017-2024 (\$), %
854430	Insulated ignition wiring sets and other wiring sets for vehicles, aircraft and ships	12.60	69.02%
640391	Footwear, with outer soles of rubber, plastics or composition leather and uppers of leather others, covering the ankle	2.20	56.72%
080610	Grapes, fresh	15.63	39.99%
640399	Footwear, with outer soles of rubber, plastics or composition leather and uppers of leather others, not covering the ankle	2.35	34.33%
081020	Raspberries, blackberries, mulberries and loganberries, fresh	1.87	21.86%

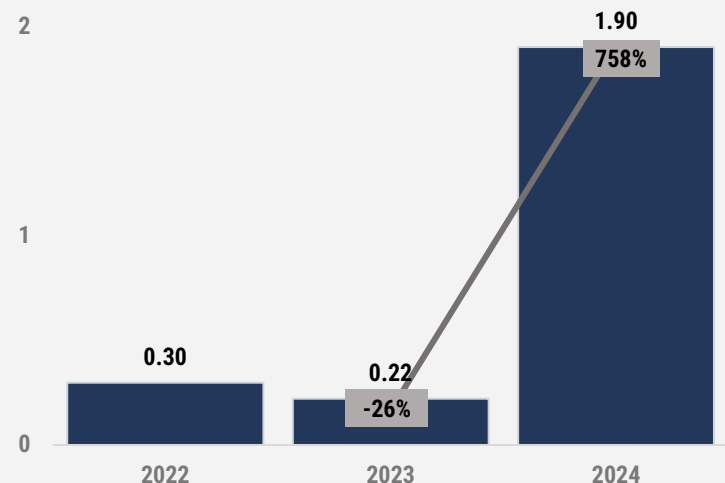
Goods with highest long-term decrease of imports

HS Code	Product Description	Imports in 2024, M\$	8Y CAGR, 2017-2024 (\$), %
220710	Ethyl alcohol, undenatured, of an alcoholic strength by volume of 80% vol. or higher	1.76	-9.34%
721420	Bars and rods of iron or nonalloy steel, hot-worked others, concrete reinforcing	6.17	-2.52%
220421	Wine of fresh grapes (other than sparkling wine) and grape must with fermentation prevented, etc. by adding alcohol, containers of not over 2 liters	8.06	-1.65%
520822	Woven fabrics of cotton, 85% or more cotton by weight, bleached, plain weave, weighing 100 – 200 g/m2	0.82	-1.30%
081320	Prunes, dried	0.98	-0.02%

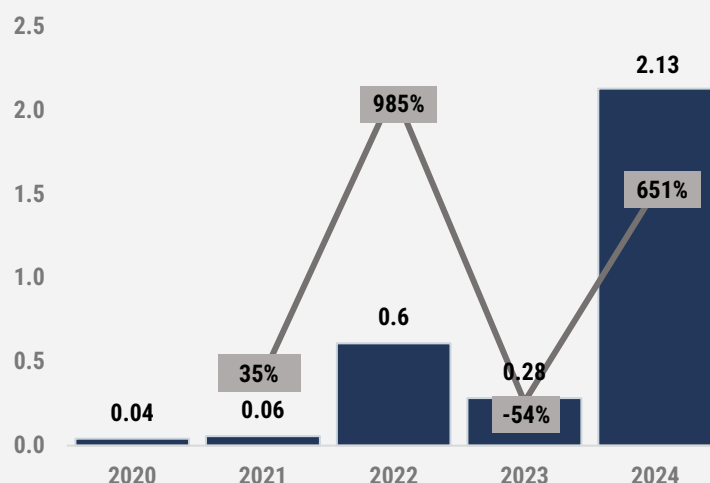


# Top-5 Positions with the Highest Increase of Imports in Short-term

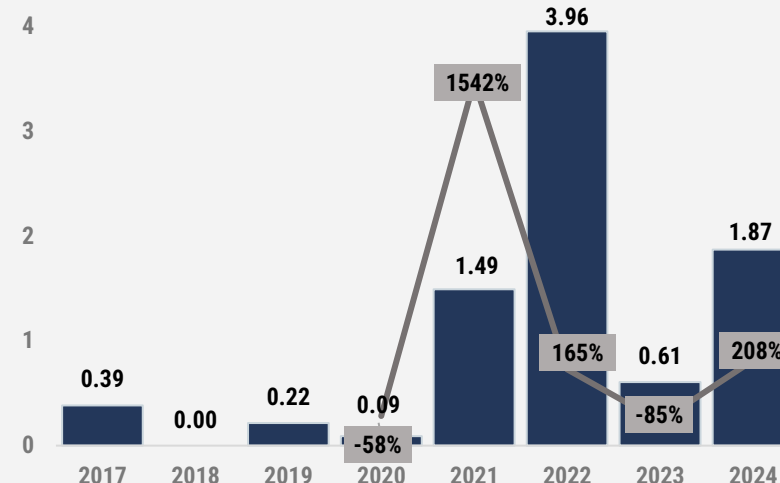
Imports Value of Bars and rods of iron or nonalloy steel, not further worked than hot-rolled, hot-drawn or hot-extruded, M\$



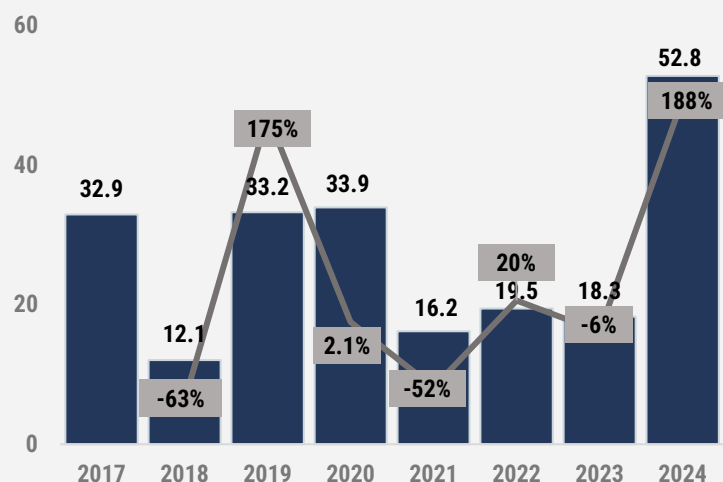
Imports Value of Apricots, fresh, M\$



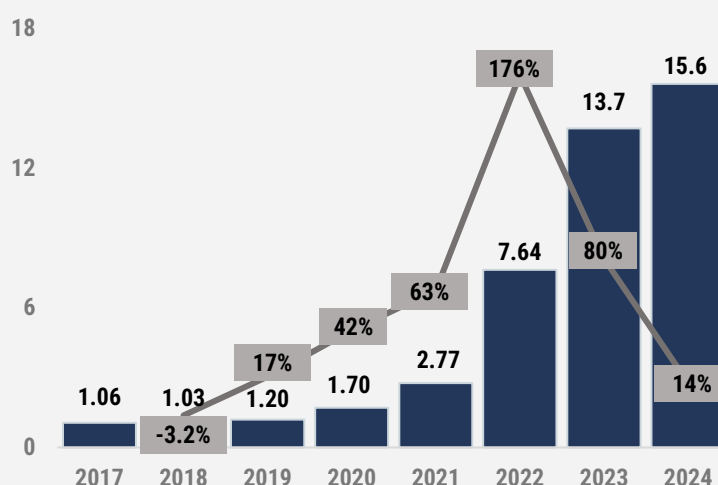
Imports Value of Raspberries, blackberries, mulberries, fresh, M\$



Imports Value of Apple juice, others, not fortified with vitamins or minerals, unfermented, M\$

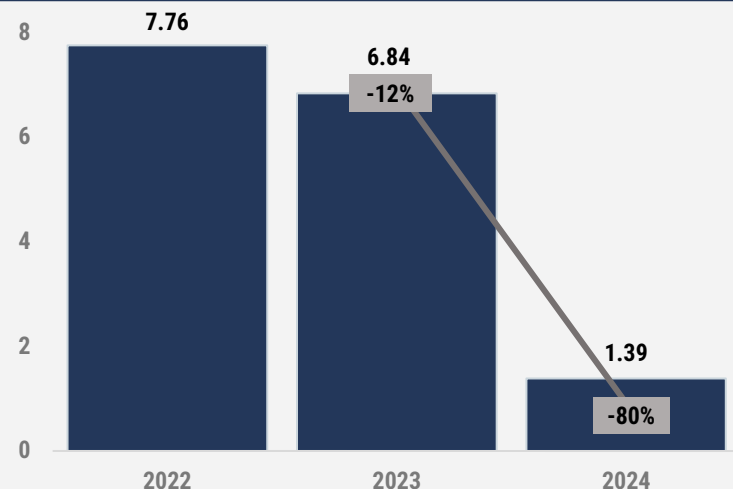


Imports Value of Grapes, fresh, M\$

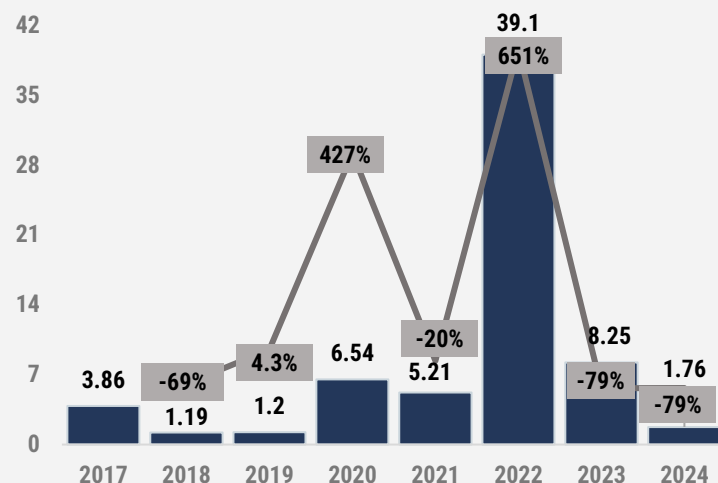


# Top-5 Positions with the Highest **Decrease** of Imports in Short-term

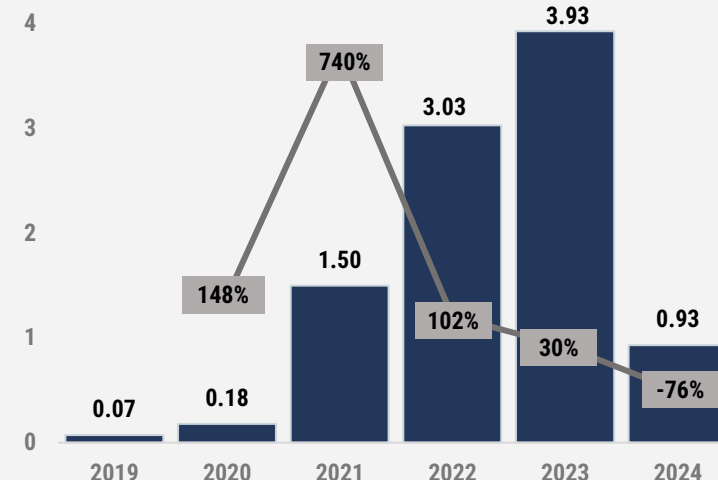
Imports Value of Seats, parts (of other than wood), M\$



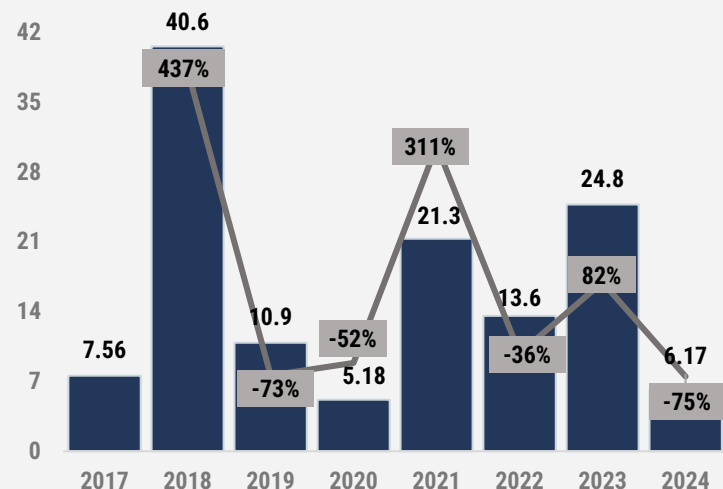
Imports Value of Ethyl alcohol, undenatured, M\$



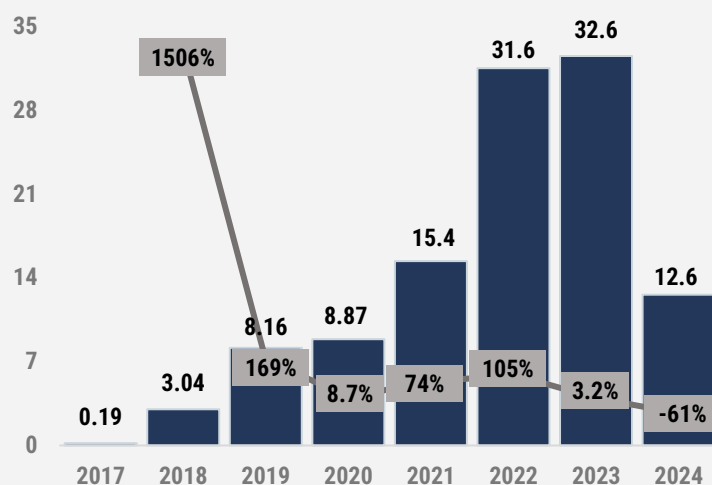
Imports Value Of Equipment for scaffolding, of iron or steel, M\$



Imports Value of Bars and rods of steel, hot-worked others, M\$

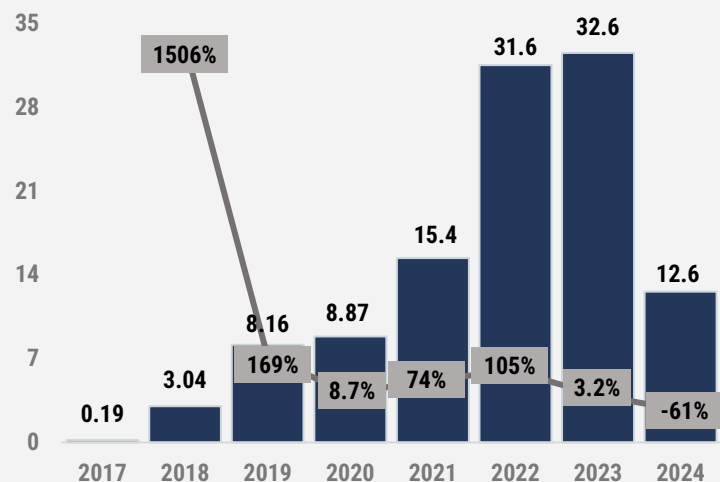


Imports Value of Insulated ignition wiring sets, M\$

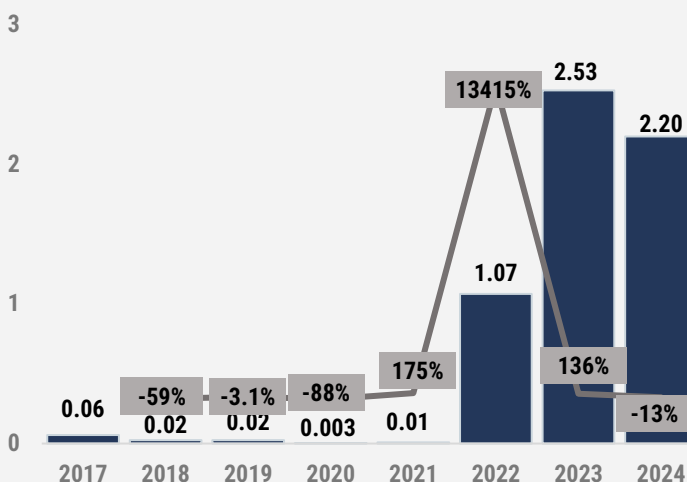


# Top-5 Positions with the Highest Increase of Imports in Long-term

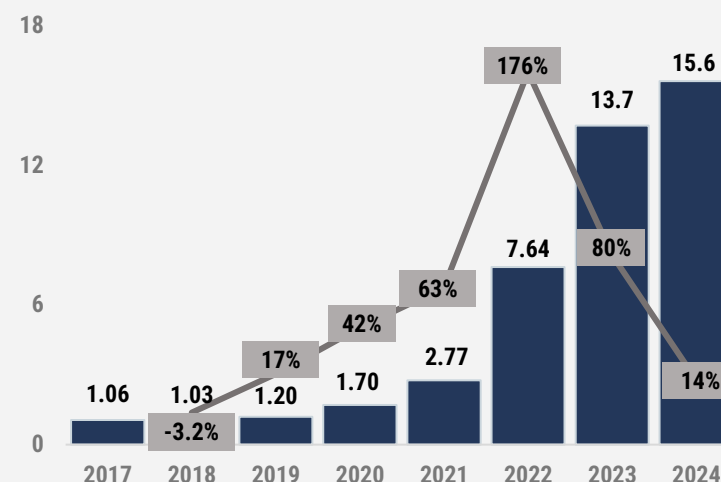
Imports Value of Insulated ignition wiring sets, M\$



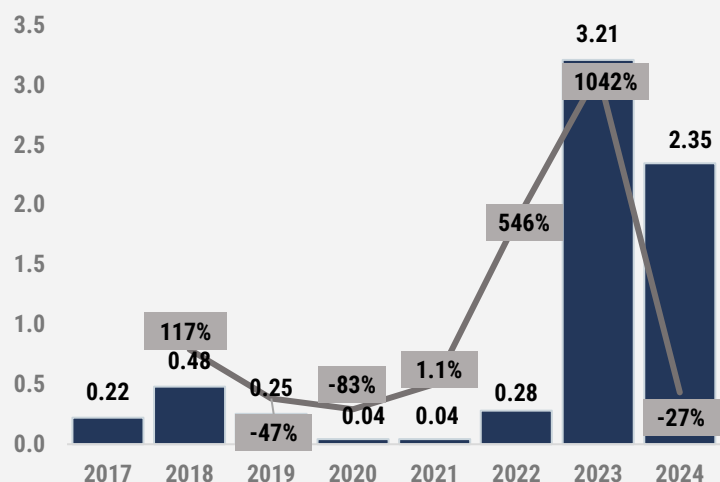
Imports Value of Footwear, with outer soles of rubber, plastics or composition leather and uppers of leather others, covering the ankle, M\$



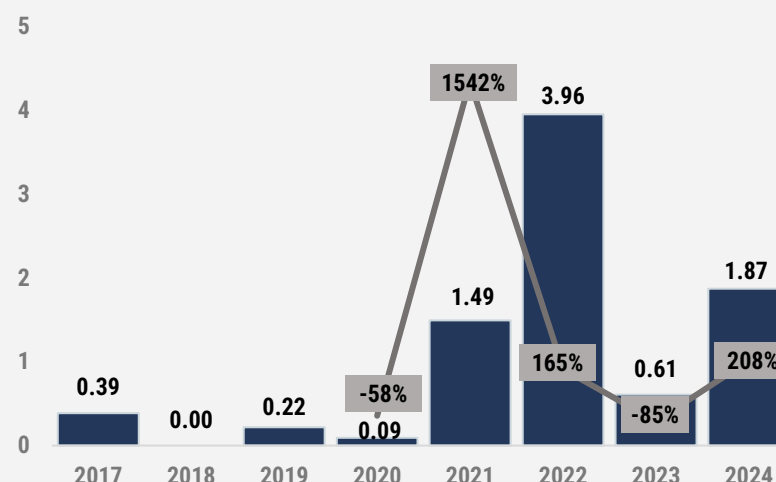
Imports Value of Grapes, fresh, M\$



Imports Value of Footwear, with outer soles of rubber, plastics and uppers of leather others, not covering the ankle, M\$

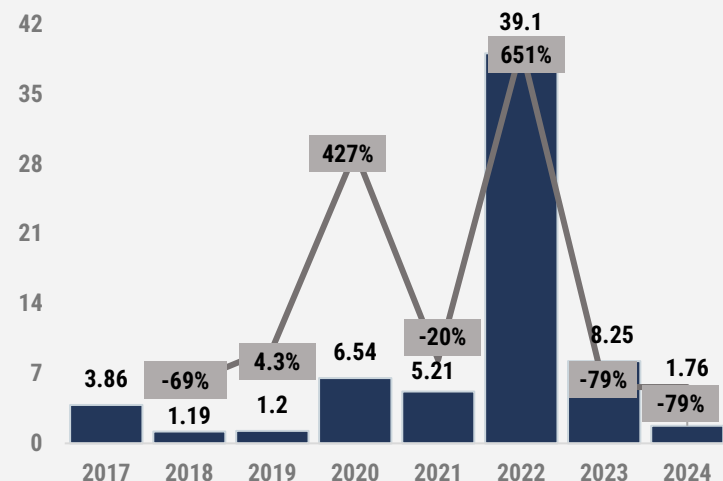


Imports Value of Raspberries, blackberries, mulberries, fresh, M\$

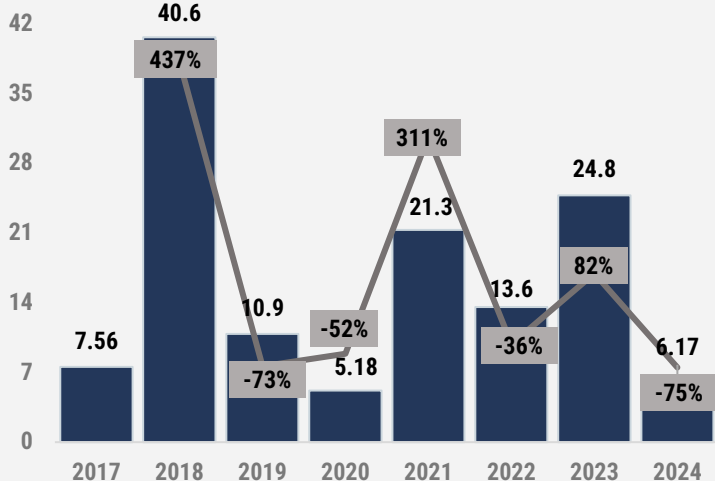


# Top-5 Positions with the Highest **Decrease** of Imports in Long-term

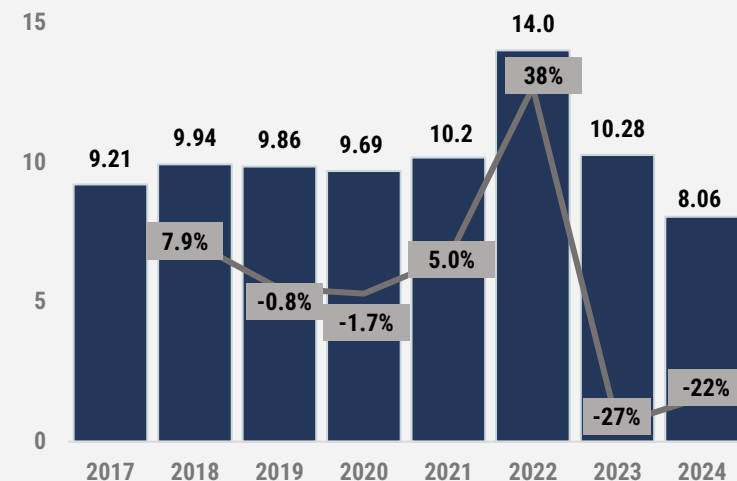
Imports Value of Imports Value of Ethyl alcohol, undenatured, M\$



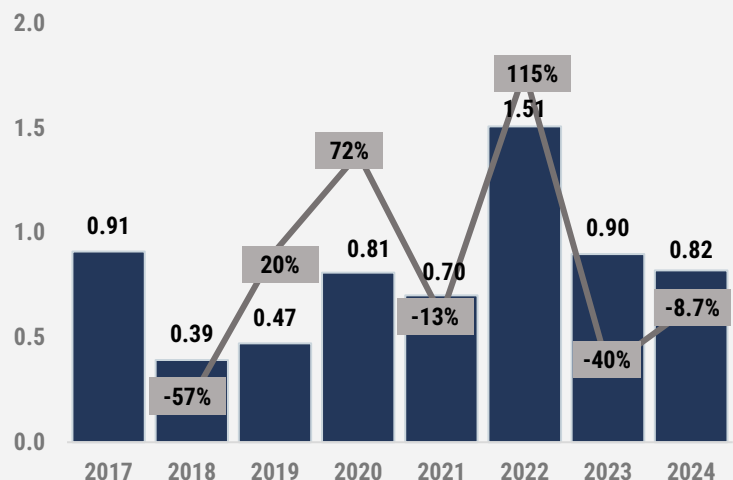
Imports Value of Bars and rods of steel, hot-worked others, M\$



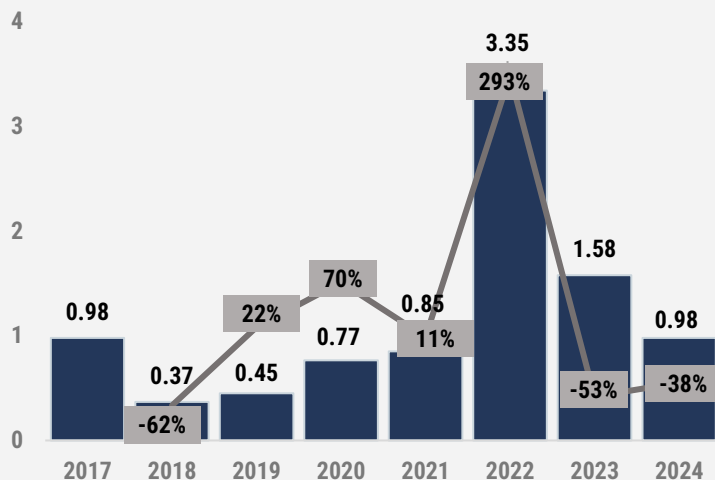
Imports Value of Wine of fresh grapes (other than sparkling wine) by adding alcohol, containers of not over 2 liters, M\$



Imports Value of Woven fabrics of cotton, 85% or more cotton by weight, bleached, plain weave, weighing 100 – 200 g/m2, M\$



Imports Value of Prunes, dried, M\$

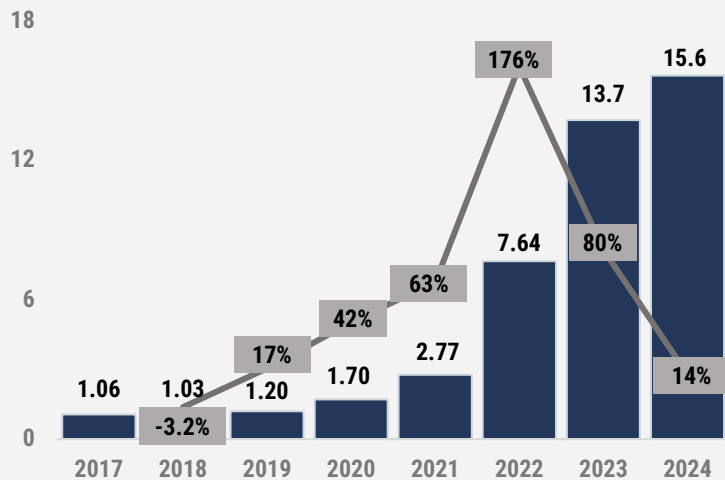


# Top-Ranked Import Positions within the Largest-Value Segment

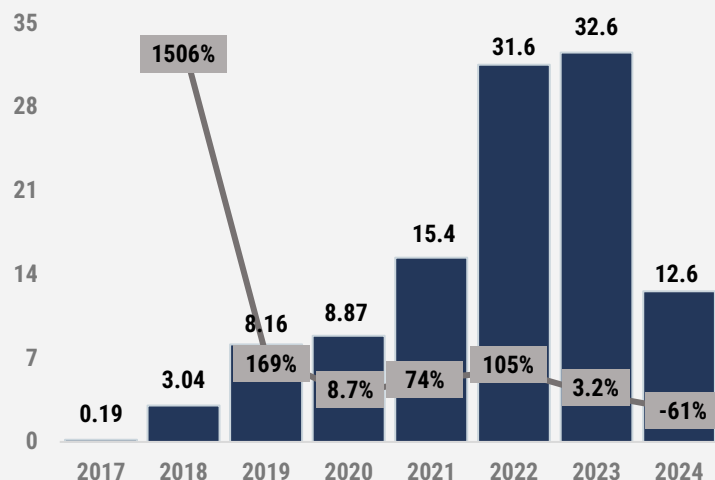
Category Scores for Import Potential Estimation

HS Code	Product Description	Imports in 2024, Scores (1-10)	7Y CAGR 2017-2023, Scores (1-10)	Growth Rate in 2024, Scores (1-10)	Total Quantity of Scores
080610	Grapes, fresh	9	8	5	22
854430	Insulated ignition wiring sets and other wiring sets for vehicles, aircraft and ships	8	10	0	18
200979	Apple juice, others, not fortified with vitamins or minerals, unfermented, not containing added spirit, whether or not sweetened	10	0	6	16
640391	Footwear, with outer soles of rubber, plastics or composition leather and uppers of leather others, covering the ankle	2	9	5	16
854442	Electric conductors, for a voltage not exceeding 1000 v, fitted with connectors, others	6	7	0	13
080940	Plums, prune plums and sloes, fresh	6	1	5	12
080910	Apricots, fresh	2	0	10	12
721499	Bars and rods of iron or nonalloy steel, not further worked than hot-rolled, hot-drawn or hot-extruded, but including twisted after rolling, n.e.s.o.i	1	0	10	11

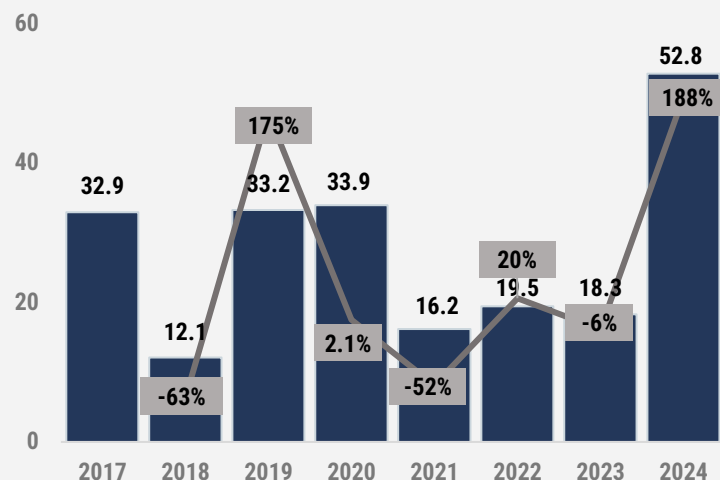
Imports Value of Grapes, fresh, M\$



Imports Value of Insulated ignition wiring sets, M\$

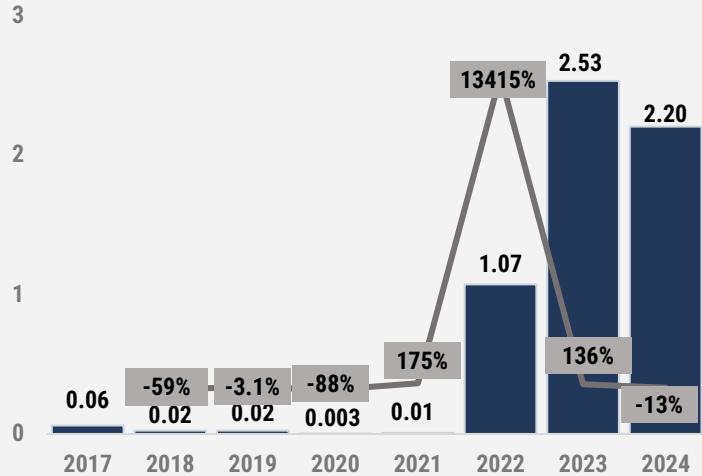


Imports Value of Apple juice, others, not fortified with vitamins or minerals, unfermented, M\$

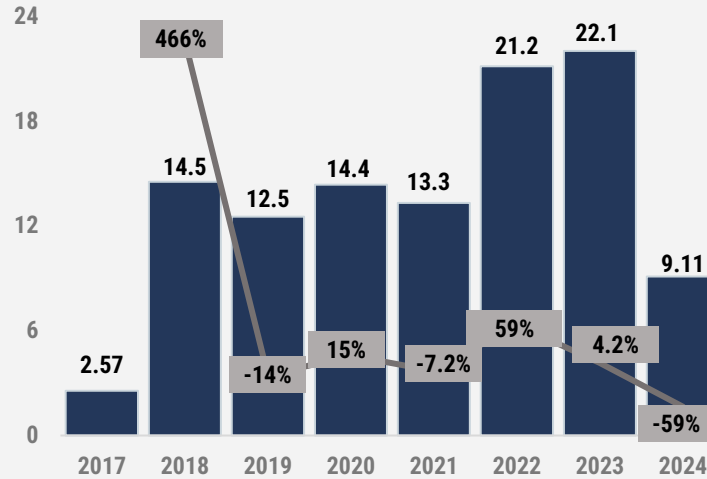


# Top-Ranked Import Positions within the Largest-Value Segment

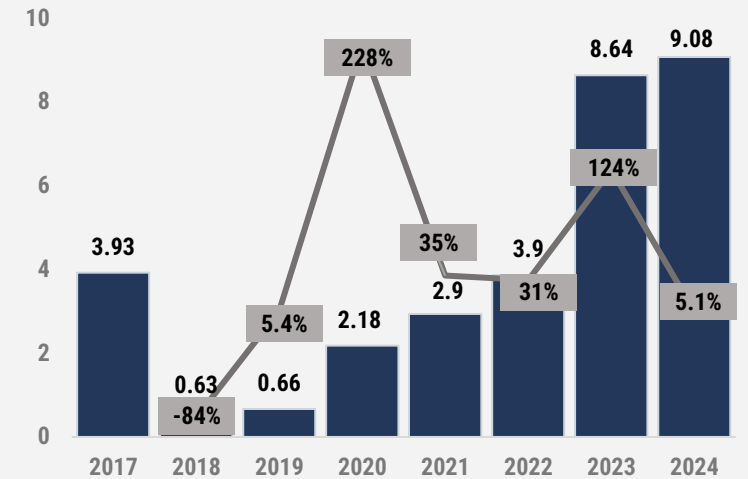
Imports Value of Footwear, with outer soles of rubber, plastics and uppers of leather others, covering the ankle, M\$



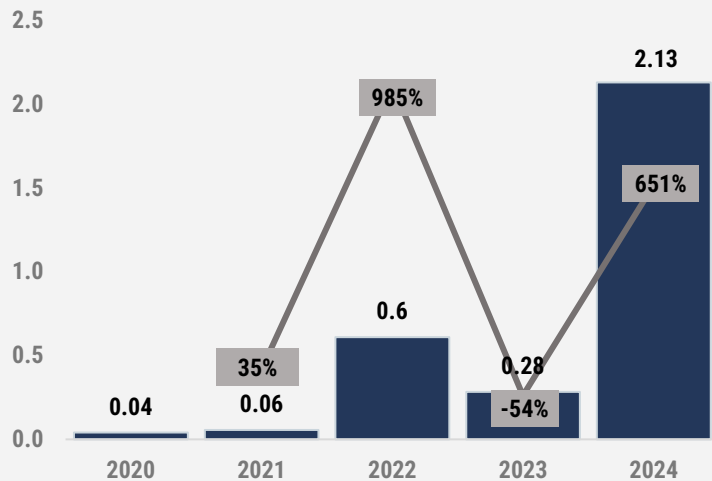
Imports Value of Electric conductors, <1000 v, others, M\$



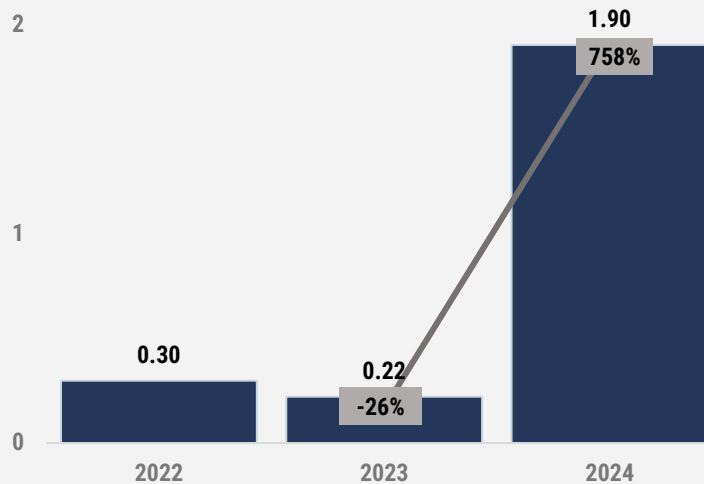
Imports Value of Plums, prune plums and sloes, fresh, M\$



Imports Value of Apricots, fresh, M\$



Imports Value of Bars and rods of iron or nonalloy steel, not further worked than hot-rolled, hot-drawn or hot-extruded, M\$



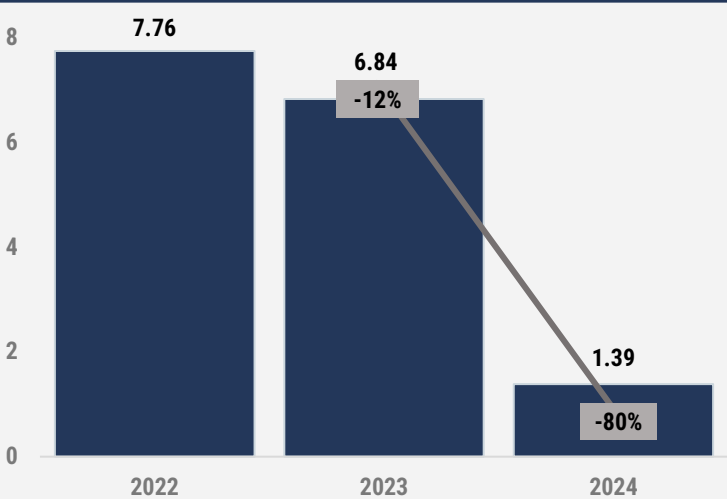


# Lowest-Ranked Import Positions within the Largest-Value Segment

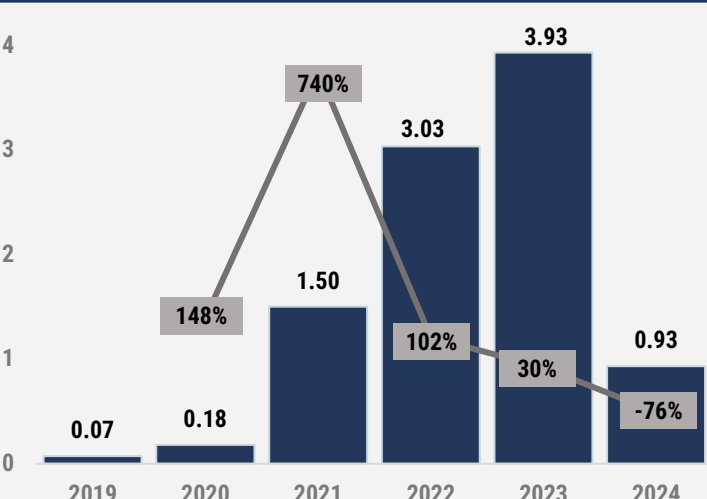
Category Scores for Import Potential Estimation

HS Code	Product Description	Imports in 2024, Scores (1-10)	7Y CAGR 2017-2023, Scores (1-10)	Growth Rate in 2024, Scores (1-10)	Total Quantity of Scores
940199	Seats, parts (of other than wood) for use in the assembly of motor vehicles	1	0	0	1
730840	Equipment for scaffolding, shuttering propping or pit-propping, of iron or steel	1	0	0	1
711299	Waste and scrap of precious metal, others	1	0	0	1
220710	Ethyl alcohol, undenatured, of an alcoholic strength by volume of 80% vol. or higher	1	1	0	2
570242	Carpets and other textile floor coverings, woven, not tufted or flocked, others, of pile construction, made-up, of manmade textile materials	1	1	0	2
081320	Prunes, dried	1	1	0	2
220421	Wine of fresh grapes (other than sparkling wine) and grape must with fermentation prevented, etc. by adding alcohol, containers of not over 2 liters	5	0	0	5
080929	Cherries, fresh, other than sour	0	0	5	5
520822	Woven fabrics of cotton, 85% or more cotton by weight, bleached, plain weave, weighing over 100 g/m2 but not over 200 g/m2	1	0	5	6

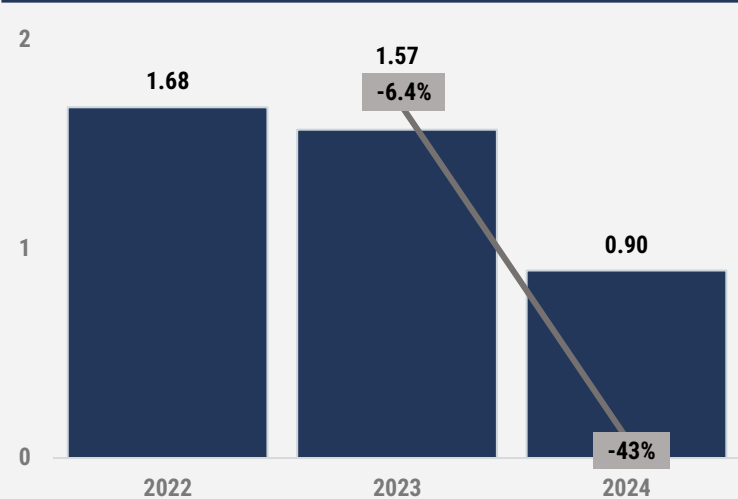
Imports Value of Seats, parts (of other than wood), M\$



Imports Value of Equipment for scaffolding, of iron or steel, M\$

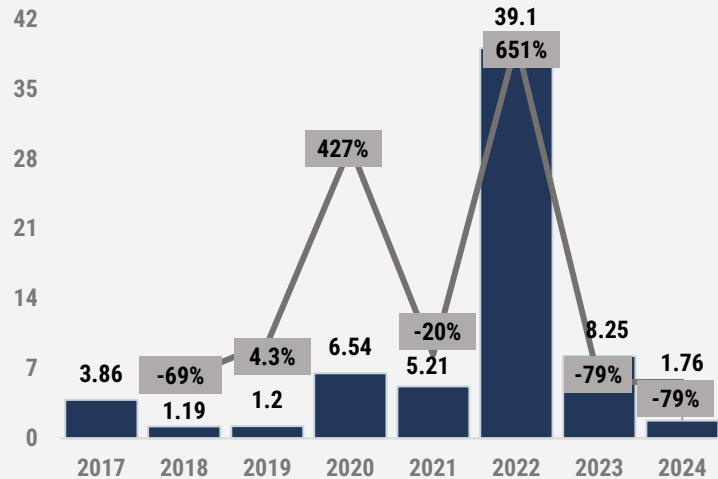


Imports Value of Waste and scrap of precious metal, others, M\$

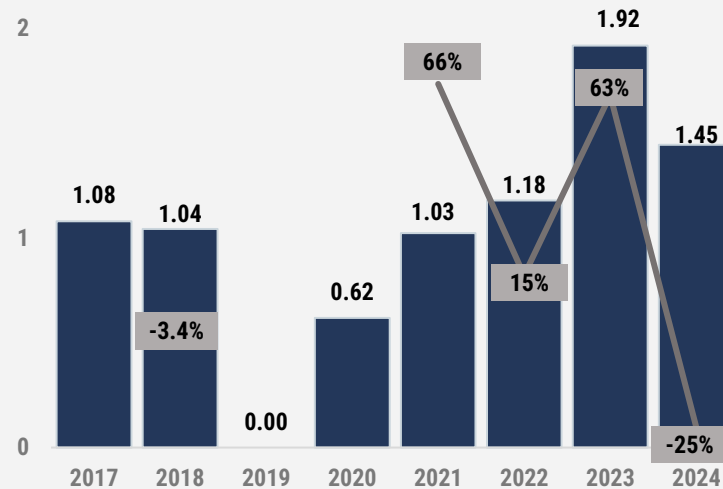


# Lowest-Ranked Import Positions within the Largest-Value Segment

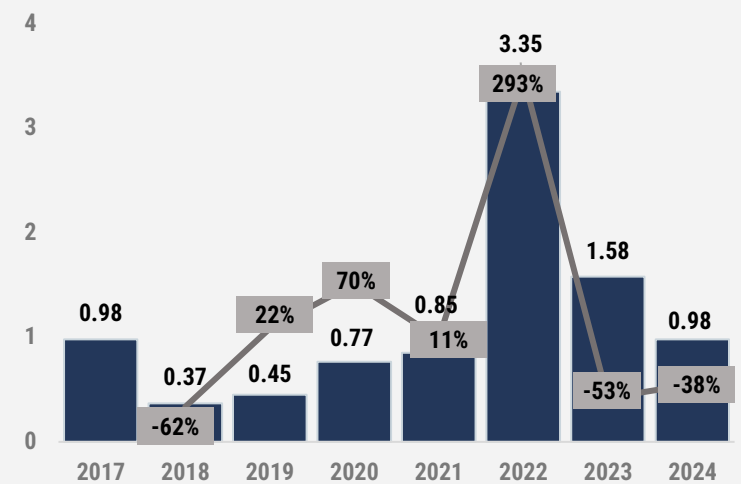
Imports Value of Ethyl alcohol, undenatured, M\$



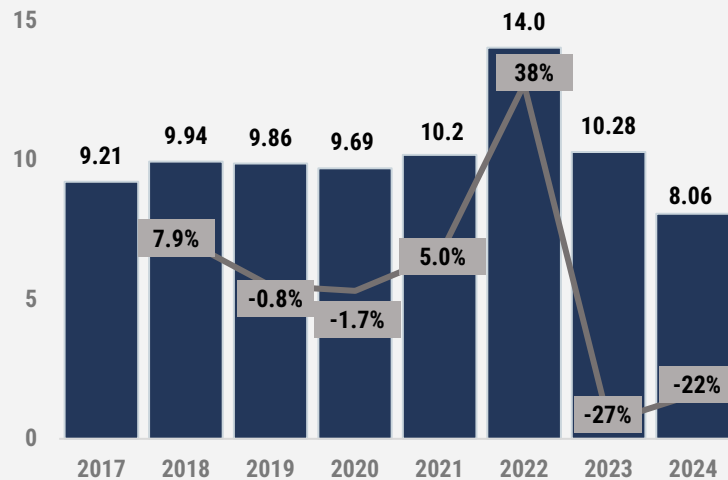
Imports Value of Carpets woven, not tufted or flocked, others, of pile construction, made-up, of manmade textile materials, M\$



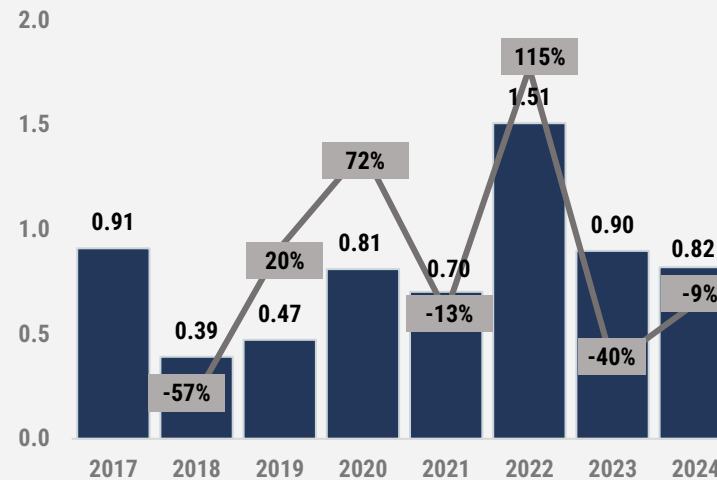
Imports Value of Prunes, dried, M\$



Imports Value of Wine of fresh grapes (other than sparkling wine) by adding alcohol, containers of not over 2 liters, M\$



Imports Value of Cherries, fresh, other than sour, M\$



**2**

**Rising Champion Value Segment:  
from 50 K\$ – 690 K\$ per one  
product**

# Imported Goods from Moldova to Poland with Imports Value of 50-690 K\$

\* Product Categories Ranked 26 – 50 by the size of Import Value (out of 817 goods traded in 2024)

Rank by Imports value In 2024	HS Code	Product Description	2017, K\$	2018, K\$	2019, K\$	2020, K\$	2021, K\$	2022, K\$	2023, K\$	2024, K\$	Growth Rate in 2024	8Y CAGR, 2017-2024	Share in total imports in 2024
26	570241	Carpets , woven, not tufted or flocked, others, of pile construction, of wool or fine animal hair	299	180	170	291	414	922	656	679	3.40%	10.79%	0.37%
27	701990	Glass fibers and articles thereof others	0.00	0.00	0.32	0.03	2.00	0.00	49	648	1232%	n/a	0.36%
28	730900	Reservoirs, tanks, casks, vats and similar containers others, >300 liters, of iron or steel	0.00	0.00	0.00	28	0.00	835	148	627	323%	n/a	0.34%
29	120400	Flaxseed (linseed), whether or not broken	355	716	561	409	802	1263	137	536	290%	5.28%	0.29%
30	200989	Juice of any single fruit or vegetable, not fortified with vitamins or minerals, unfermented, others	0.00	0.00	41	0.00	0.00	0.00	0.00	486	n/a	n/a	0.27%
31	081330	Apples, dried	106	134	128	326	590	728	260	473	81.42%	20.56%	0.26%
32	830990	Stoppers, caps and lids others, of base metal	99	147	201	191	239	855	590	382	-35.26%	18.41%	0.21%
33	220600	Fermented beverages, others	104	247	332	291	440	430	314	370	17.61%	17.17%	0.20%
34	080921	Sour cherries, fresh	23	0.00	27	0.00	0.00	38	0.00	367	n/a	41.66%	0.20%
35	620343	Men's trousers, of synthetic fibers, not knitted	235	327	292	487	597	781	448	366	-18.14%	5.72%	0.20%
36	081190	Fruit, others, and nuts,, frozen	0.00	7.9	0.00	0.00	0.00	179	171	347	102.50%	n/a	0.19%
37	220299	Nonalcoholic beverages, others	6.9	0.00	0.00	30	53	295	388	343	-11.68%	62.90%	0.19%
38	410150	Whole hides and skins, >16 kg, or bovine/equine animals, whether or not dehaired or split	416	41	72	184	330	116	224	339	51.69%	-2.52%	0.19%
39	701969	Glass fibres, fabrics n.e.c in item no. 7019.6	n/a	n/a	n/a	n/a	n/a	581	1235	325	-73.65%	n/a	0.18%
40	081340	Fruit, dried, other than that of headings 0801-0806	406	267	280	120	323	298	114	323	184%	-2.81%	0.18%
41	151800	Animal or vegetable fats, oils, boiled, oxidized	0.00	0.00	0.00	0.00	0.00	0.00	307	318	3.53%	n/a	0.17%
42	230800	Vegetable materials, vegetable residues, others	0.00	0.00	3.0	324	10	146	12	308	2403%	n/a	0.17%
43	740400	Copper waste and scrap	0.00	0.00	0.00	570	0.00	404	254	299	17.70%	n/a	0.16%
44	610910	T-shirts, singlets, tank tops, knitted or crocheted	31	87	92	26	29	168	299	295	-1.31%	32.50%	0.16%
45	200599	Vegetables prepared or preserved otherwise than by vinegar, acetic acid or sugar, not frozen	0.00	204	1063	512	497	892	409	281	-31.27%	n/a	0.15%
46	640419	Footwear, with outer soles of rubber or plastics and uppers of textile materials, others	140	38	164	76	43	334	342	267	-21.71%	8.39%	0.15%
47	081120	Raspberries, blackberries, mulberries, frozen	0.00	0.00	0.00	218	77	1352	331	263	-20.49%	n/a	0.14%
48	620240	Women overcoats, raincoats, of man-made fibres, other than those of heading no. 6204	n/a	n/a	n/a	n/a	n/a	147	222	248	11.94%	n/a	0.14%
49	701090	Carboys, bottles, flasks, jars, pots, vials, of glass	177	791	671	302	447	931	1569	238	-84.85%	3.76%	0.13%
50	611030	Sweaters, pullovers, sweatshirts, vests and similar articles of manmade fibers, knitted or crocheted	33	42	91	180	183	206	126	237	88.16%	27.86%	0.13%

# Imported Goods from Moldova to Poland with Imports Value of 50-690 K\$

\* Product Categories Ranked 51 –75 by the size of Import Value (out of 817 goods traded in 2024)

Rank by Imports value In 2024	HS Code	Product Description	2017, K\$	2018, K\$	2019, K\$	2020, K\$	2021, K\$	2022, K\$	2023, K\$	2024, K\$	Growth Rate in 2024	8Y CAGR, 2017-2024	Share in total imports in 2024
51	730630	Pipes, tubes and hollow profiles others, welded, of circular cross section, of iron or nonalloy steel	0.00	0.00	0.00	321	0.00	32	234	232	-1.05%	n/a	0.13%
52	730890	Structures, parts of structures, of iron or steel	0.00	0.16	0.00	0.00	38	68	16	230	1319%	n/a	0.13%
53	080232	Walnuts, fresh or dried, shelled	510	388	719	546	383	174	345	221	-35.81%	-9.91%	0.12%
54	121190	Plants and parts of plants fresh or dried, others	14	11	129	79	84	96	101	215	113%	40.64%	0.12%
55	340290	Surface-active preparations, not put up for retail	0.00	0.00	0.00	0.00	0.00	0.00	0.00	190	n/a	n/a	0.10%
56	071040	Sweet corn, frozen	0.00	0.00	0.00	39	147	66	20	173	763%	n/a	0.10%
57	611020	Sweaters, pullovers, sweatshirts, of cotton, knitted	9.3	11	32	50	23	45	128	170	33.14%	43.82%	0.09%
58	220820	Spirits obtained by distilling grape wine	453	40	86	14	2.5	215	464	170	-63.43%	-11.55%	0.09%
59	620140	Men overcoats, raincoats, of man-made fibres, other than those of heading no. 6203	n/a	n/a	n/a	n/a	n/a	75	181	168	-7.16%	n/a	0.09%
60	620130	Men overcoats, raincoats, of cotton, other than those of heading no. 6203	n/a	n/a	n/a	n/a	n/a	156	214	164	-23.42%	n/a	0.09%
61	330499	Beauty or make-up preparations for care of the skin	0.00	0.00	0.06	0.00	18	17	1.32	157	11 806%	n/a	0.09%
62	760200	Aluminum waste and scrap	0.00	0	0	1075	2342	0.00	0.00	143	n/a	n/a	0.08%
63	540234	Synthetic filament yarn, not for retail sale, textured yarn of polypropylene	1.6	0.64	1.8	53	463	630	325	143	-55.98%	75.63%	0.08%
64	853650	Electrical switches, <1,000 v, others	0.00	0.00	48	166	159	269	198	141	-28.64%	n/a	0.08%
65	520832	Woven fabrics of cotton, 85% or more cotton by weight, dyed, plain weave, 100 –200 g/m2	44	0.00	0.00	29	28	126	83	128	53.84%	14.37%	0.07%
66	490700	Unused postage, stamp-impressed paper	0.00	0.00	12	0.00	6.4	71	51	122	140%	n/a	0.07%
67	080711	Watermelons, fresh	0.00	0.00	0.00	0.00	0.00	0.00	0.00	121	n/a	n/a	0.07%
68	170490	Sugar confectionary, not containing cocoa, others	44	62	59	158	209	160	163	114	-29.71%	12.72%	0.06%
69	721310	Bars and rods of iron or nonalloy steel, hot-rolled, in irregularly wound coils, concrete reinforcing	1528	3014	827	953	1781	1220	117	112	-4.09%	-27.89%	0.06%
70	841229	Hydraulic power engines and motors	0.00	0.00	0.00	0.00	0.00	0.00	329	109	-66.90%	n/a	0.06%
71	611241	Women's swimwear of synthetic fibers, knitted	3.1	12	1.8	7.9	6.54	25	22	102	356%	54.54%	0.06%
72	620230	Women's overcoats, raincoats, of cotton, other than those of heading no. 6204	n/a	n/a	n/a	n/a	n/a	73	150	94	-37.25%	n/a	0.05%
73	190531	Cookies (sweet biscuits)	66	83	387	702	454	271	261	94	-64.08%	4.57%	0.05%
74	611011	Sweaters, pullovers, knitted or crocheted, of wool	2	14	11	20	38	119	53	93	76.62%	64.57%	0.05%
75	731815	Threaded screws, of iron or steel	0.00	0.00	0.00	485	1358	3108	2051	91	-95.56%	n/a	0.05%

# Imported Goods from Moldova to Poland with Imports Value of 50-690 K\$

\* Product Categories Ranked 76 – 100 by the size of Import Value (out of 817 goods traded in 2024)

Rank by Imports value In 2024	HS Code	Product Description	2017, K\$	2018, K\$	2019, K\$	2020, K\$	2021, K\$	2022, K\$	2023, K\$	2024, K\$	Growth Rate in 2024	8Y CAGR, 2017-2024	Share in total imports in 2024
76	722710	Bars and rods of high-speed steel, hot-rolled	0.00	0.00	0.00	0.00	0.00	0.00	0.00	91	n/a	n/a	0.05%
77	320810	Paints and varnishes based on synthetic	n/a	n/a	n/a	n/a	n/a	176	129	91	-29.79%	n/a	0.05%
78	620333	Men's jackets of synthetic fibers, not knitted	6	73	48	71	132	78	100	84	-15.45%	39.28%	0.05%
79	040900	Honey, natural	421	1533	621	628	1131	519	3.4	75	2135%	-19.40%	0.04%
80	120750	Mustard seeds	393	90	45	176	48	267	0	74	n/a	-18.79%	0.04%
81	640219	Sports footwear, other than ski-boots and cross-country ski footwear, with outer soles and uppers of rubber or plastics others	n/a	n/a	n/a	n/a	n/a	75	55	70	27.86%	n/a	0.04%
82	620220	Women's overcoats, raincoats of wool or fine animal hair, other than those of heading no. 6204	n/a	n/a	n/a	n/a	n/a	48	71	69	-2.76%	n/a	0.04%
83	482370	Molded or pressed articles of paper pulp	0.00	0.00	0.00	21	55	87	0.00	69	n/a	n/a	0.04%
84	220422	Wine, grape must with fermentation prevented by the addition of alcohol in containers 2–10 liter	29	83	0.00	130	149	189	53	69	29.03%	11.17%	0.04%
85	620520	Men's shirts of cotton, not knitted or crocheted	275	48	33	0.45	4.6	0.48	78	68	-12.36%	-15.95%	0.04%
86	841989	Machinery, plant equipment for the treatment of material involving temperature change, others	0.00	0.00	36	16	0.15	121	131	65	-50.35%	n/a	0.04%
87	382319	Industrial monocarboxylic fatty acids, others	113	160	23	164	160	422	48	63	31.19%	-7.09%	0.03%
88	620443	Women's dresses of synthetic fibers, not knitted	217	176	141	261	68	72	58	63	8.14%	-14.36%	0.03%
89	190590	Bread, pastry, cakes, biscuits, and puddings	19	0	4.2	37	0.65	45	45	63	38.53%	16.16%	0.03%
90	721710	Wire of iron or steel, not plated or coated	0.00	0.00	0.00	1.4	0.00	962	0.61	62	10150%	n/a	0.03%
91	520829	Woven fabrics of cotton, 85% or more cotton by weight, other than plain weave, others, <200 g/m2	8.8	8.4	0.00	46	47	0.00	0.00	60	n/a	27.15%	0.03%
92	570339	Carpets, tufted, of man-made textile materials	n/a	n/a	n/a	n/a	n/a	440	292	57	-80.57%	n/a	0.03%
93	220410	Sparkling wine of fresh grapes	91	213	78	67	120	197	347	57	-83.73%	-5.75%	0.03%
94	711292	Waste and scrap of platinum, including metal clad	n/a	n/a	n/a	n/a	n/a	210	0.00	56	n/a	n/a	0.03%
95	611231	Men's swimwear of synthetic fibers, knitted	10	15	0.98	4.1	3.6	7.2	23	55	138%	24.17%	0.03%
96	620190	Men's overcoats, rain-coats, of textile materials, other than those of heading no.6203	n/a	n/a	n/a	n/a	n/a	333	225	55	-75.70%	n/a	0.03%
97	731819	Threaded articles of iron or steel others	0.00	0.00	0.00	0.00	0.01	0.00	0.00	52	n/a	n/a	0.03%
98	620444	Women's dresses of artificial fibers, not knitted	33	388	252	496	443	26	41	52	24.64%	5.69%	0.03%
99	610463	Women's trousers, of synthetic fibers, knitted	6.0	8.3	30	4.4	30	15	10	51	389%	30.71%	0.03%
100	392350	Stoppers, lids, caps and other closures, of plastics	70	90	97	158	127	298	71	51	-28.69%	-3.92%	0.03%



# ...Exceed 8% of total Poland's imports from Moldova

This **group** with imports value of more than 50 and less than 690 K\$ (under 6-digit HS classification) represent **13.46%** of Poland's imports from Moldova, reaching nearly **\$14.68 million** in 2024.

This Group is dominated by the following product categories:

- **Food and Beverage Products, Including Fresh and Processed Fruit & Vegetables: Amounting to nearly \$4.94 million, accounting for approximately 2.71% of total Poland's imports from Moldova:**
  - Apples, dried
  - Watermelons, fresh
  - Fruit, others, and nuts, uncooked or cooked by steaming or boiling in water, whether or not containing added sweetening, frozen
  - Fruit, dried, others, other than that of headings 0801 to 0806
  - Animal or vegetable fats, oils and their fractions, boiled, oxidized, etc.; inedible mixes or preparations of animal or vegetable fats and oils, others
  - Vegetable materials and vegetable waste, vegetable residues and by-products used in animal feed, including products in the form of pellets, others
  - Vegetables and mixtures of vegetables prepared or preserved otherwise than by vinegar, acetic acid or sugar, not frozen
  - Sweet corn, uncooked or cooked by steaming or boiling in water, frozen
  - Cookies (sweet biscuits)
  - Fermented beverages, others (incl cider, perry & mead)
  - Juice of any single fruit or vegetable, not fortified with vitamins or minerals, unfermented and not containing added spirit, others
  - Wine, grape must with fermentation prevented or arrested by the addition of alcohol in containers holding more than 2 liters but no more than 10 liter
- **Clothes, Footwear, Fabrics: These accounted for \$3.29 million, accounting for 1.81% of total Poland's imports from Moldova:**
  - Men overcoats, raincoats, of man-made fibres or of cotton, other than those of heading no. 6203
  - Women overcoats, raincoats, of man-made fibres, other than those of heading no. 6204
  - Men's trousers, bib and brace overalls, breeches and shorts of synthetic fibers, not knitted or crocheted
  - T-shirts, singlets, tank tops and similar garments of cotton, knitted or crocheted
  - Sweaters, pullovers, sweatshirts, vests and similar articles of manmade fibers, knitted or crocheted
  - Footwear, with outer soles of rubber or plastics and uppers of textile materials, others
  - Woven fabrics of cotton, 85% or more cotton by weight, dyed, plain weave, weighing over 100 g/m2 but not over 200 g/m2
- Other Product Categories include: **Carpets, Flaxseed, Metallurgical Products, Plants and Parts of Plants, Beauty or Make-up Preparations, Paints, Electrical Machinery.**

# Most Growing Import Positions Within Rising Champion Value Segment

Out of the positions of the 2<sup>nd</sup> group, the category of **1) Women's swimwear of synthetic fibers, knitted** and **2) Women's trousers, bib and brace overalls, breeches and shorts of synthetic fibers, knitted or crocheted** are characterized by the most significant long-term growth in import value (2017-2024). Furthermore, these categories demonstrated remarkable increases in 2024, growing by more than 356% compared to the previous year.

Goods with highest short-term growth of imports in 2024

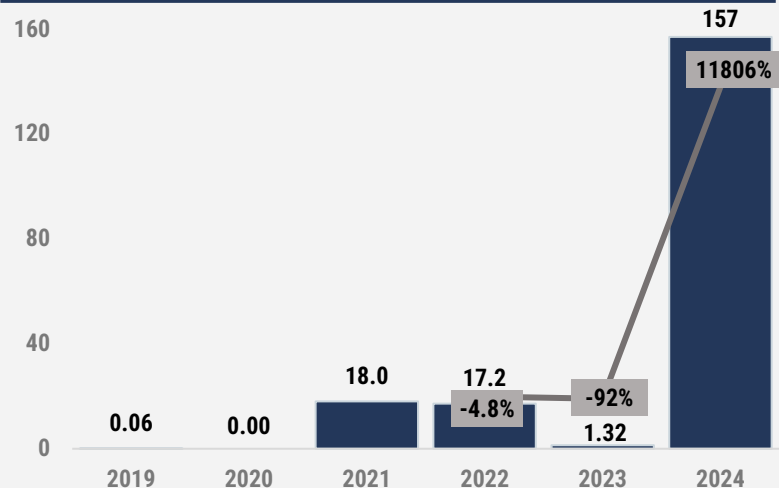
HS Code	Product Description	Imports in 2024, K\$	Growth Rate in 2024 (\$), %
330499	Beauty or make-up preparations and preparations for care of the skin (excluding medicaments) others	157	11806%
721710	Wire of iron or nonalloy steel, not plated or coated, whether or not polished	62	10150%
230800	Vegetable materials and vegetable waste, vegetable residues and by-products used in animal feed, including products in the form of pellets, others	308	2403%
040900	Honey, natural	75	2135%
730890	Structures, parts of structures others, of iron or steel	230	1319%
701990	Glass fibers and articles thereof others	648	1232%
071040	Sweet corn, uncooked or cooked by steaming or boiling in water, frozen	173	763%
610463	Women's trousers, bib and brace overalls, breeches and shorts of synthetic fibers, knitted or crocheted	51	389%
611241	Women's swimwear of synthetic fibers, knitted	102	356%
730900	Reservoirs, tanks, casks, vats and similar containers others, of a capacity of >300 liters, of iron or steel	627	323%
120400	Flaxseed (linseed), whether or not broken	536	290%
081340	Fruit, dried, others, other than that of headings 0801 to 0806	323	184%
490700	Unused postage, stamp-impressed paper, check forms, bank notes, stock, share or bond certificates	122	140%
611231	Men's swimwear of synthetic fibers, knitted or crocheted	55	138%
121190	Plants and parts of plants (including seeds and fruits), used primarily in perfumery, pharmacy or for insecticides, etc., fresh or dried, etc., others	215	113%

Goods with highest long-term growth of imports

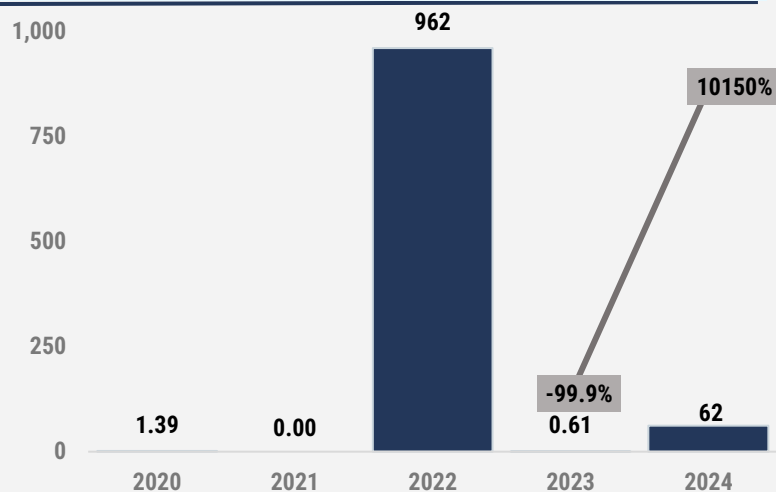
HS Code	Product Description	Imports in 2024, K\$	8Y CAGR, 2017-2024 (\$), %
540234	Synthetic filament yarn, not for retail sale, textured yarn of polypropylene	143	75.63%
611011	Sweaters, pullovers, sweatshirts, waistcoats (vests), and similar articles knitted or crocheted, of wool	93	64.57%
220299	Nonalcoholic beverages, others	343	62.90%
611241	Women's swimwear of synthetic fibers, knitted	102	54.54%
611020	Sweaters, pullovers, sweatshirts, vests and similar articles of cotton, knitted or crocheted	170	43.82%
080921	Sour cherries (prunus cerasus), fresh	367	41.66%
121190	Plants and parts of plants (including seeds and fruits), used primarily in perfumery, pharmacy or for insecticides, etc., fresh or dried, etc., others	215	40.64%
620333	Men's suit-type jackets and blazers of synthetic fibers, not knitted or crocheted	84	39.28%
610910	T-shirts, singlets, tank tops and similar garments of cotton, knitted or crocheted	295	32.50%
610463	Women's trousers, bib and brace overalls, breeches and shorts of synthetic fibers, knitted or crocheted	51	30.71%
611030	Sweaters, pullovers, sweatshirts, vests and similar articles of manmade fibers, knitted or crocheted	237	27.86%
520829	Woven fabrics of cotton, 85% or more cotton by weight, bleached, other than plain weave, others, < 200 g/m2	60	27.15%
611231	Men's swimwear of synthetic fibers, knitted	55	24.17%
081330	Apples, dried	473	20.56%
830990	Stoppers, caps and lids others (not crown), capsules for bottles, bungs, seals and other packing accessories, and parts thereof, of base metal	382	18.41%

# Top-6 Positions with the Highest Increase of Imports in Short-term

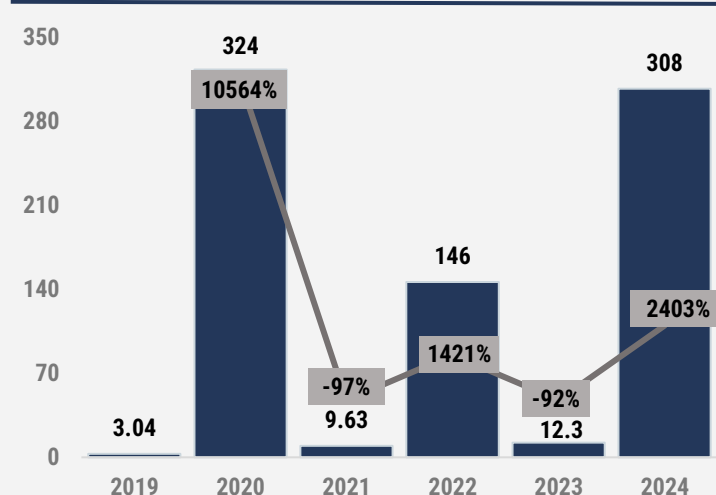
Imports Value of Beauty preparations for care of the skin, others, K\$



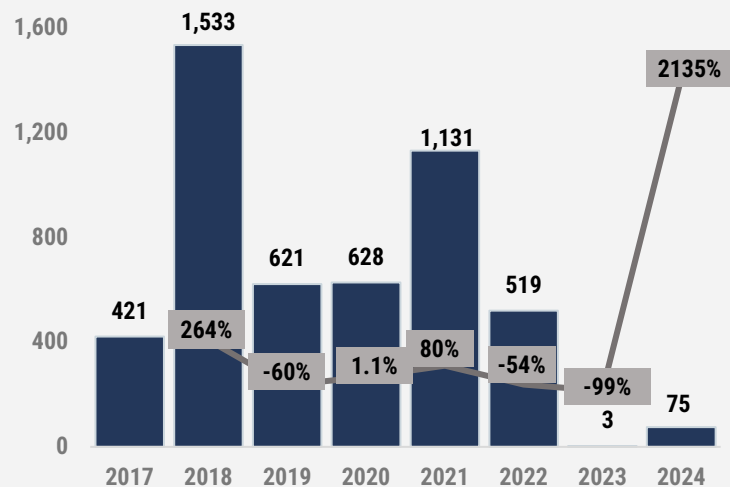
Imports Value of Wire of iron or steel, not plated or coated, K\$



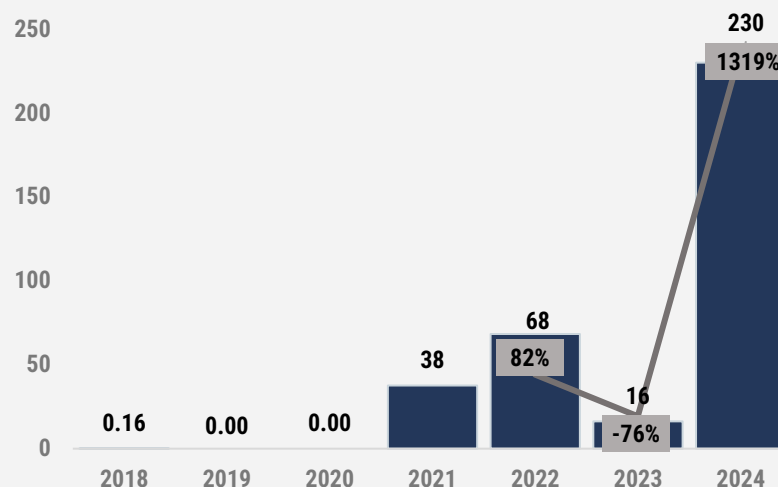
Imports Value of Vegetable materials and vegetable waste, others, K\$



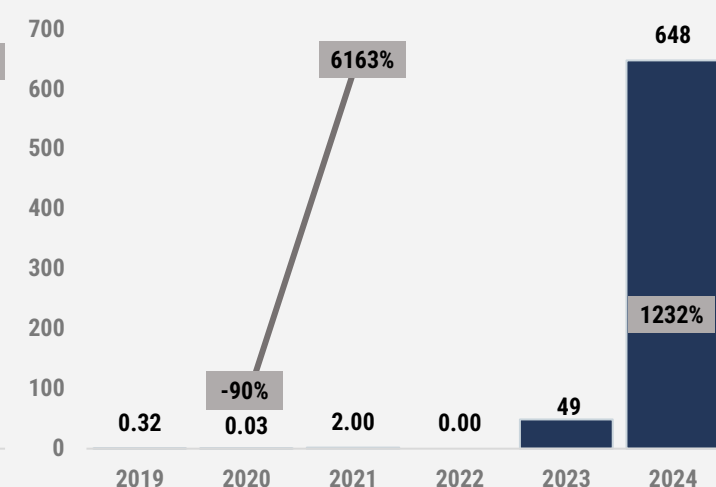
Imports Value of Honey, natural, K\$



Imports Value of Structures, their parts (others), of iron or steel, K\$

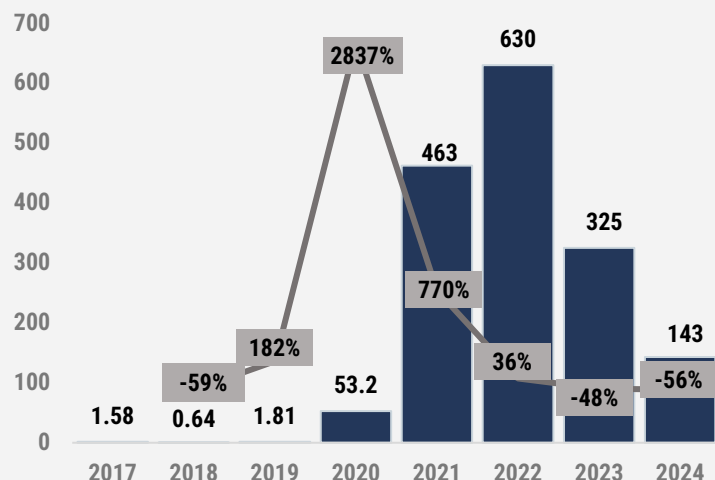


Imports Value of Glass fibers and articles thereof others, K\$

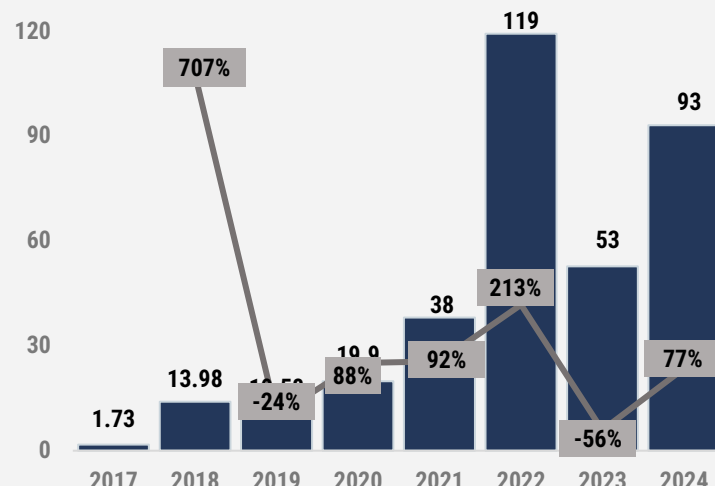


# Top-6 Positions with the Highest Increase of Imports in Long-term

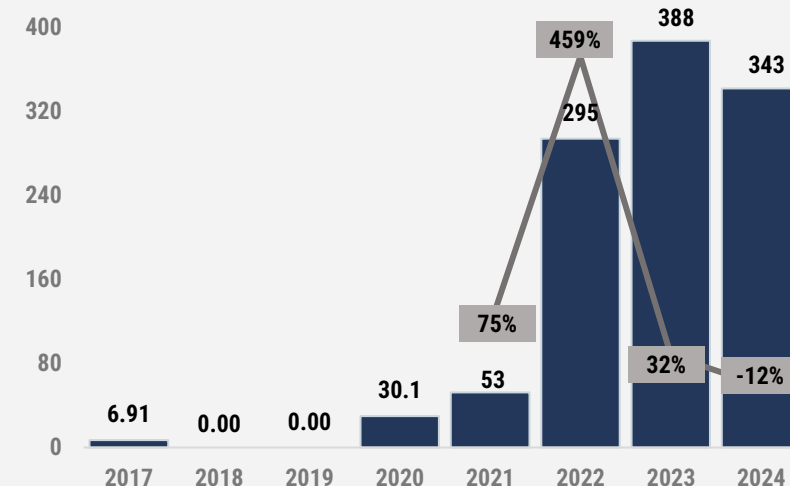
Imports Value of Synthetic filament yarn, not for retail sale, textured yarn of polypropylene, K\$



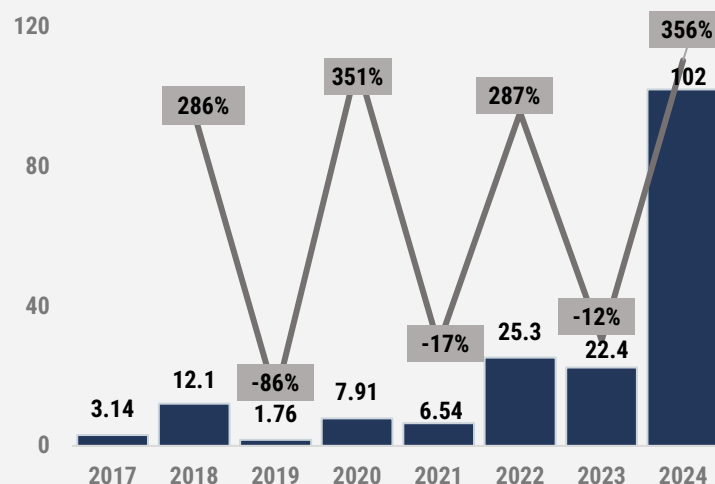
Imports Value of Sweaters, pullovers, sweatshirts, waistcoats (vests), and similar articles knitted or crocheted, of wool, K\$



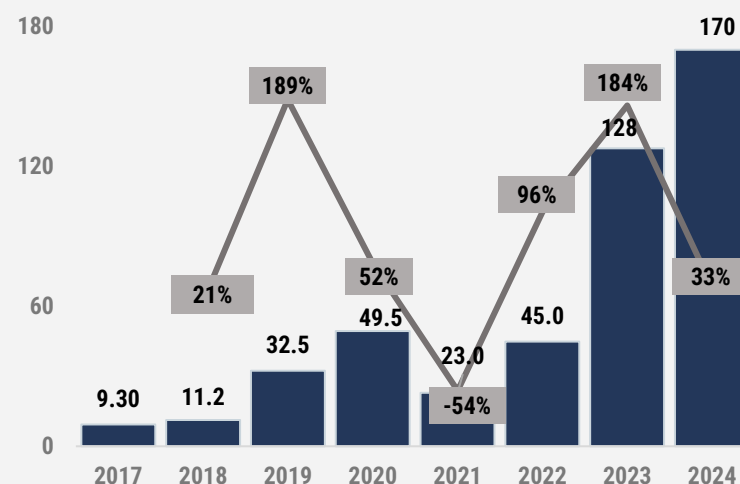
Imports Value of Nonalcoholic beverages, others, K\$



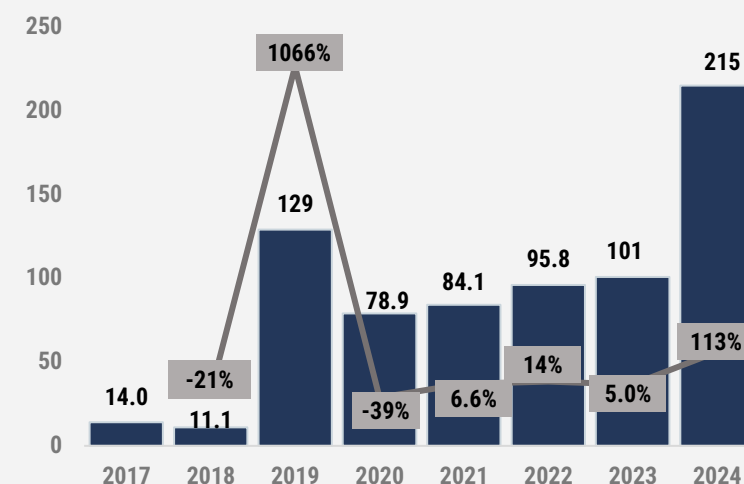
Imports Value of Women's swimwear of synthetic fibers, knitted, K\$



Imports Value of Sweaters, pullovers, sweatshirts, of cotton, knitted, K\$



Imports Value of Plants and parts of plants, used primarily in perfumery, pharmacy, K\$



# Most Declining Import Positions Within Rising Champion Value Segment

Out of the positions of this group, three categories– **1) Sparkling wine of fresh grapes; 2) Spirits obtained by distilling grape wine or grape marc; 3) Walnuts, fresh or dried, shelled** have shown significant declines in imports values across all the periods considered (in 2024 and 2017 – 2024).

Goods with highest short-term decrease of imports in 2024

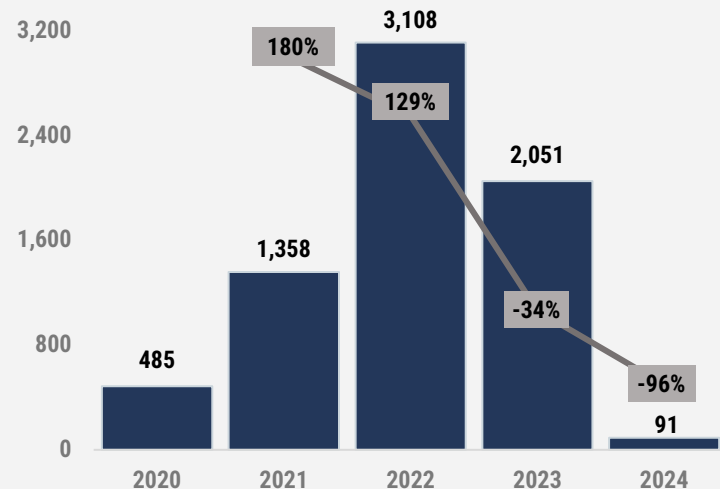
HS Code	Product Description	Imports in 2024, K\$	Growth Rate in 2024 (\$), %
731815	Threaded screws and bolts others, with or without their nuts or washers, of iron or steel	91	-95.56%
701090	Carboys, bottles, flasks, jars, pots, vials, and other containers, of glass	238	-84.85%
220410	Sparkling wine of fresh grapes	57	-83.73%
570339	Carpets, tufted, of man-made textile materials (other than polyamides)	57	-80.57%
620190	Men's overcoats, rain-coats, of textile materials, other than those of heading no.6203	55	-75.70%
701969	Glass fibres, fabrics n.e.c in item no. 7019.6	325	-73.65%
841229	Hydraulic power engines and motors	109	-66.90%
190531	Cookies (sweet biscuits)	94	-64.08%
220820	Spirits obtained by distilling grape wine or grape marc	170	-63.43%
540234	Synthetic filament yarn, not for retail sale, textured yarn of polypropylene	143	-55.98%
841989	Machinery, laboratory equipment for the treatment of material involving temperature change, others	65	-50.35%
620230	Women's overcoats, raincoats, of cotton, other than those of heading no. 6204	94	-37.25%
080232	Walnuts, fresh or dried, shelled	221	-35.81%
830990	Stoppers, caps and lids others (not crown), capsules for bottles, bungs, seals, of base metal	382	-35.26%
200599	Vegetables and mixtures of vegetables prepared or preserved otherwise than by vinegar, not frozen	281	-31.27%

Goods with highest long-term decrease of imports

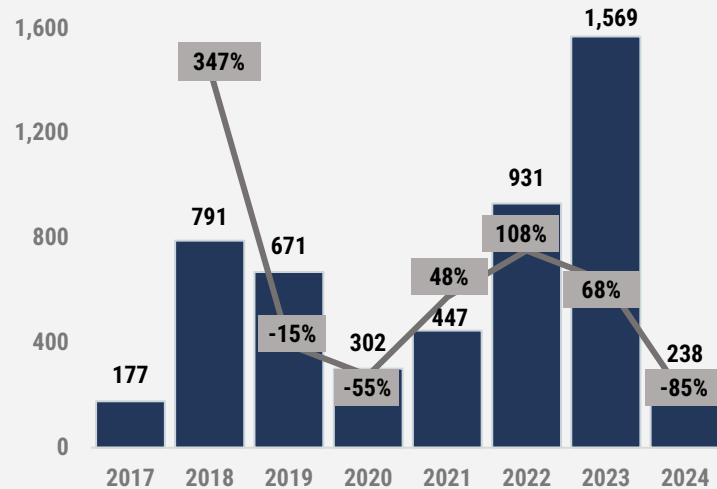
HS Code	Product Description	Imports in 2024, K\$	8Y CAGR, 2017-2024 (\$), %
721310	Bars and rods of iron or nonalloy steel, hot-rolled, in irregularly wound coils, concrete reinforcing	112	-27.89%
040900	Honey, natural	75	-19.40%
120750	Mustard seeds	74	-18.79%
620520	Men's shirts of cotton, not knitted or crocheted	68	-15.95%
620443	Women's dresses of synthetic fibers, not knitted or crocheted	63	-14.36%
220820	Spirits obtained by distilling grape wine or grape marc	170	-11.55%
080232	Walnuts, fresh or dried, shelled	221	-9.91%
382319	Industrial monocarboxylic fatty acids, others; acid oils from refining	63	-7.09%
220410	Sparkling wine of fresh grapes	57	-5.75%
392350	Stoppers, lids, caps and other closures, of plastics	51	-3.92%
081340	Fruit, dried, others, other than that of headings 0801 to 0806	323	-2.81%
410150	Whole hides and skins, of a weight exceeding 16 kg, or bovine/equine animals, whether or not dehaired or split	339	-2.52%

# Top-6 Positions with the Highest **Decrease** of Imports in Short-term

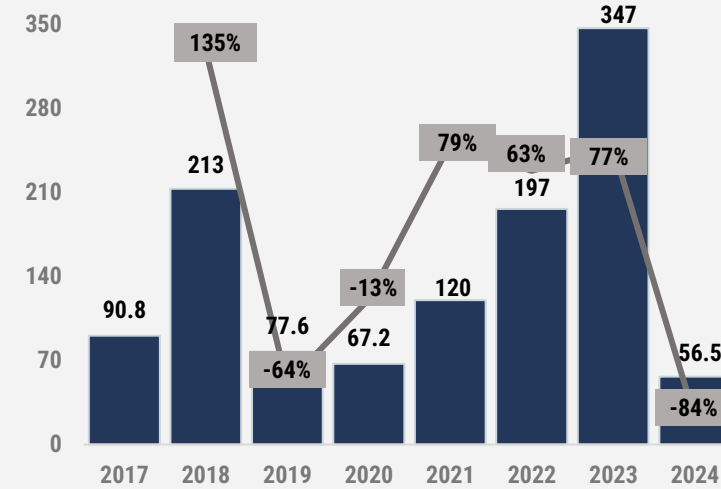
Imports Value of Threaded screws and bolts others, with or without their nuts or washers, of iron or steel, K\$



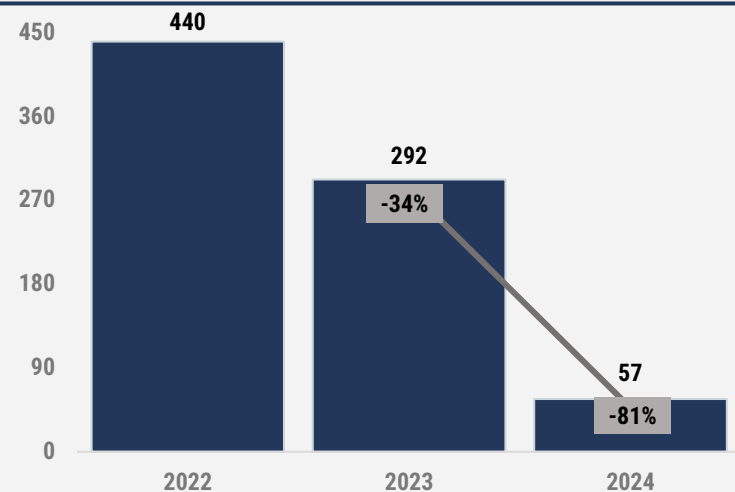
Imports Value of Carboys, bottles, flasks, jars, pots, vials, and other containers, of glass, K\$



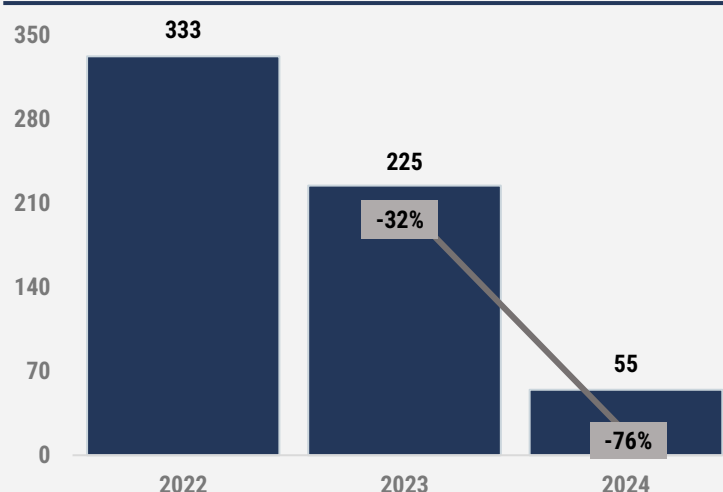
Imports Value of Sparkling wine of fresh grapes, K\$



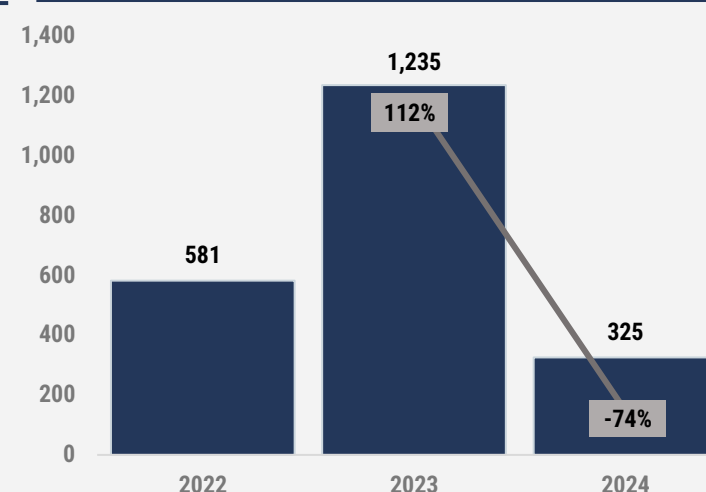
Imports Value of Carpets, tufted, of man-made textile materials, K\$



Imports Value of Men's overcoats, rain-coats, of textile materials, other than those of heading no.6203, K\$



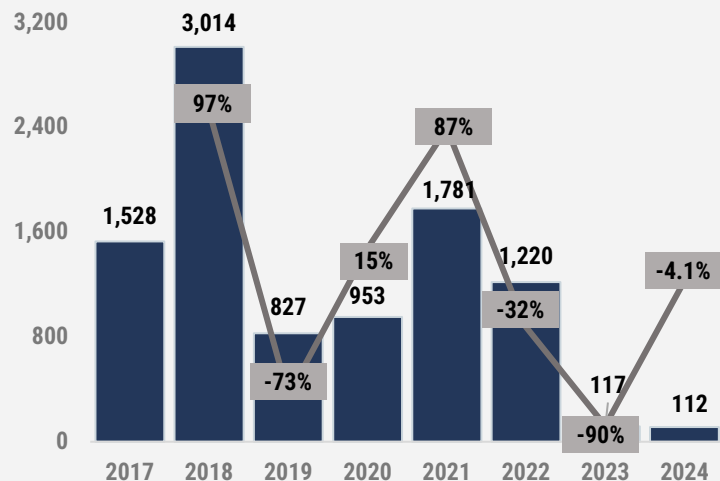
Imports Value of Glass fibres, fabrics n.e.c in item no. 7019.6, K\$



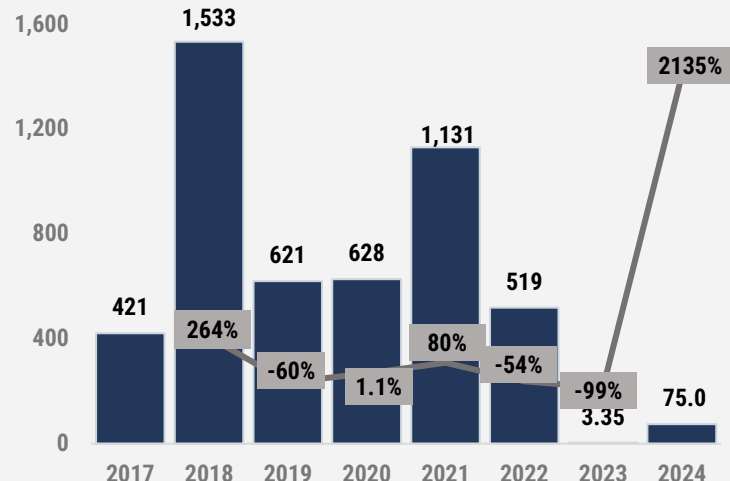


# Top-6 Positions with the Highest **Decrease** of Imports in Long-term

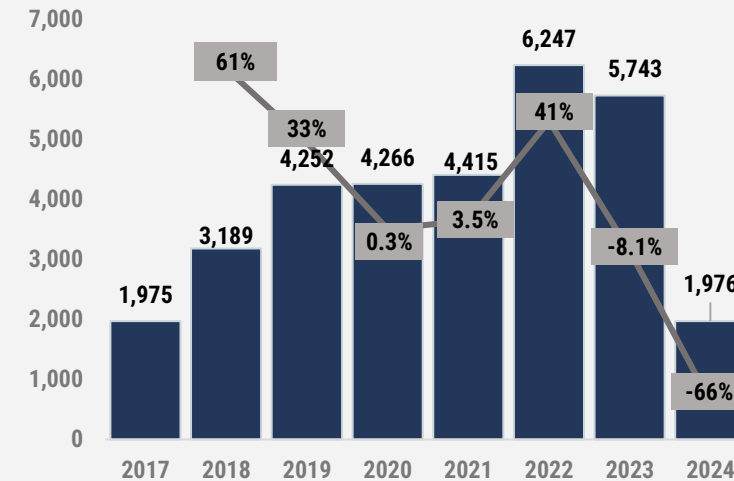
Imports Value of Bars and rods of iron or nonalloy steel, hot-rolled, in irregularly wound coils, concrete reinforcing, K\$



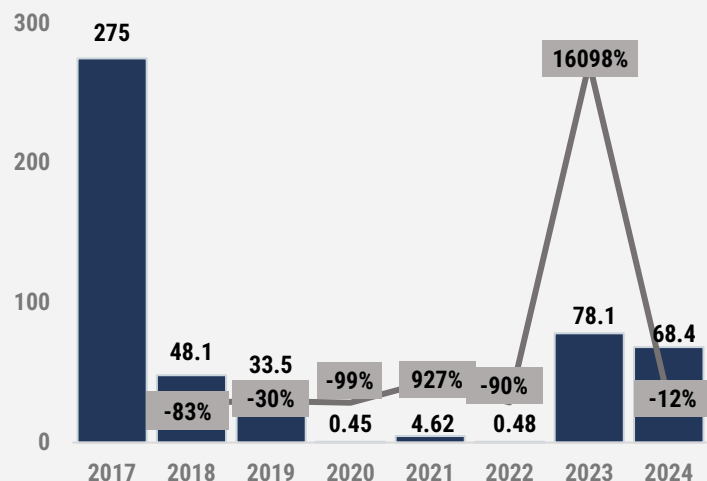
Imports Value of Honey, natural, K\$



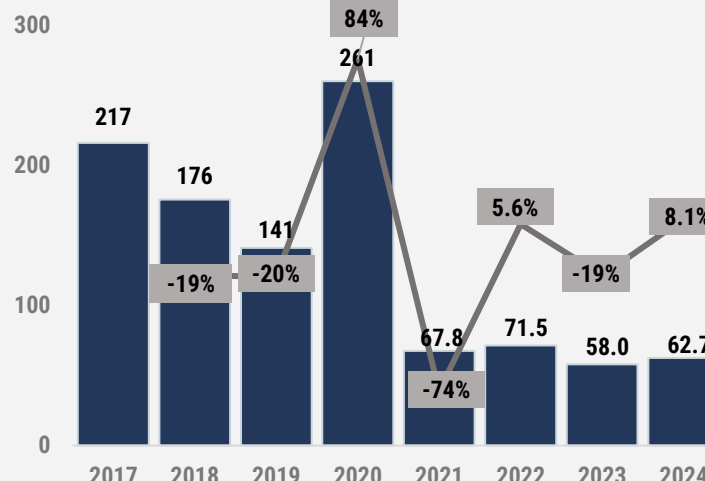
Imports Value of Mustard seeds, K\$



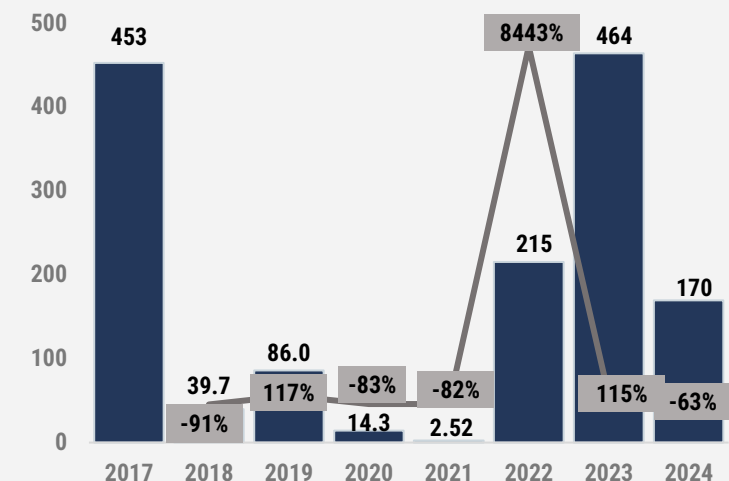
Imports Value of Men's shirts of cotton, not knitted or crocheted, K\$



Imports Value of Women's dresses of synthetic fibers, not knitted, K\$



Imports Value of Spirits obtained by distilling grape wine, K\$



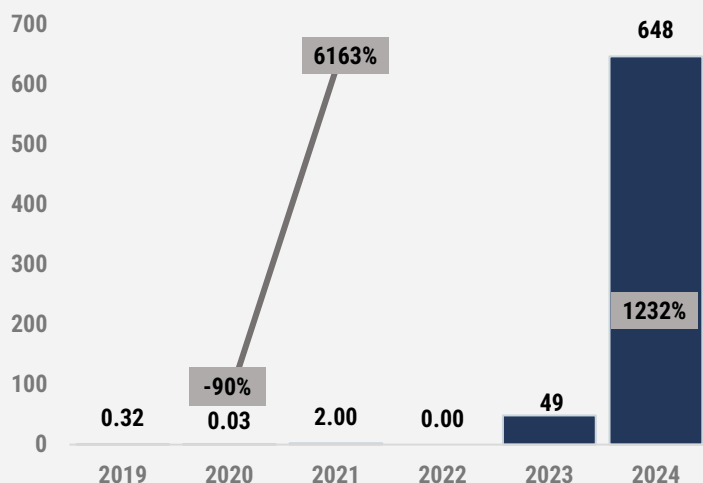
# Top-Ranked Import Positions within the Champion-Value Segment

Categories' Scores for Import Potential Estimation

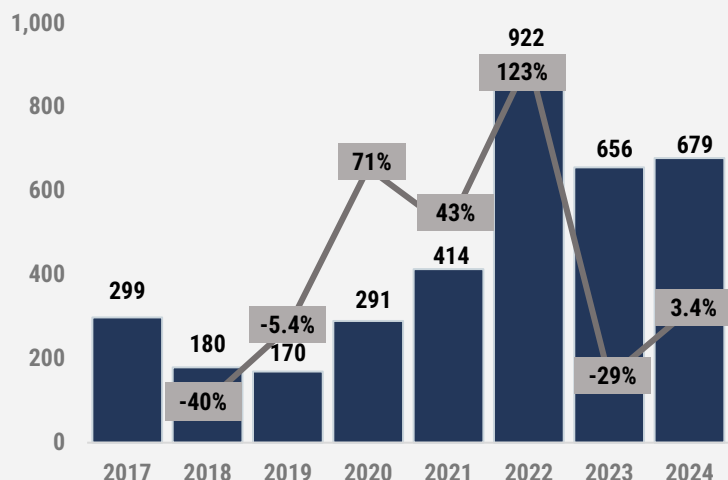
HS Code	Product Description	Imports in 2024, Scores (1-10)	7Y CAGR 2017-2023, Scores (1-10)	Growth Rate in 2024, Scores (1-10)	Total Quantity of Scores
701990	Glass fibers and articles thereof others	10	0	10	20
570241	Carpets and other textile floor coverings, woven, not tufted or flocked, others, of pile construction, made-up, of wool or fine animal hair	10	3	5	18
081330	Apples, dried	7	5	6	18
120400	Flaxseed (linseed), whether or not broken	8	2	7	17
730900	Reservoirs, tanks, casks, vats and similar containers others, of a capacity of more than 300 liters (79.25 gal.), of iron or steel	9	0	7	16
220600	Fermented beverages, others (incl cider, perry & mead); mixtures of fermented beverages & mixtures of fermented beverages & non-alcohol beverage others	5	5	5	15
610910	T-shirts, singlets, tank tops and similar garments of cotton, knitted or crocheted	4	6	5	15
611241	Women's or girls' swimwear of synthetic fibers, knitted or crocheted	1	6	8	15
611011	Sweaters, pullovers, sweatshirts, waistcoats (vests), and similar articles knitted or crocheted, of wool	1	8	6	15
220299	Nonalcoholic beverages, others (including milk-based drinks)	5	9	1	15
121190	Plants and parts of plants (including seeds and fruits), used primarily in perfumery, pharmacy or for insecticides, etc., fresh or dried, etc., others	3	6	6	15
230800	Vegetable materials and vegetable waste, vegetable residues and by-products used in animal feed, including products in the form of pellets, others	4	0	10	14
611030	Sweaters, pullovers, sweatshirts, vests and similar articles of manmade fibers, knitted or crocheted	3	5	6	14
611020	Sweaters, pullovers, sweatshirts, vests and similar articles of cotton, knitted or crocheted	2	7	5	14
730890	Structures and parts of structures others, of iron or steel	3	0	10	13

# Top-Ranked Import Positions within the Champion-value Segment

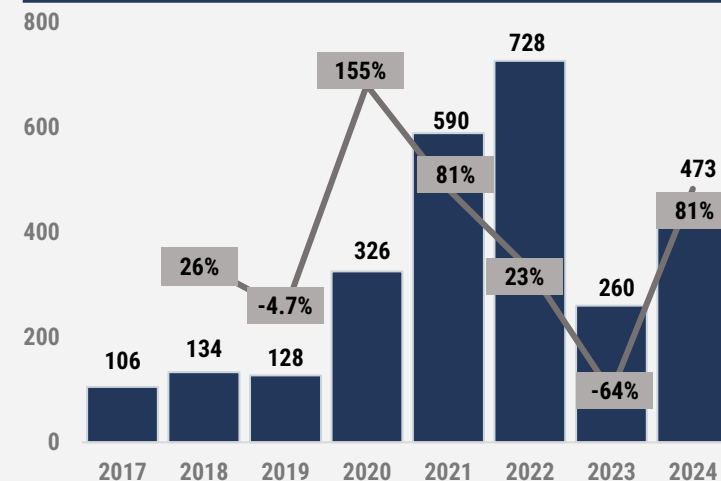
Imports Value of Glass fibers and articles thereof others, K\$



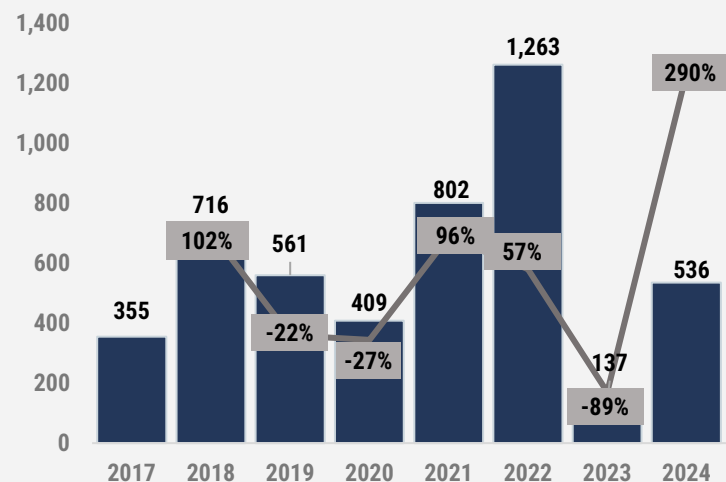
Imports Value of Carpets, woven, not tufted or flocked, others, of pile construction, made-up, of wool or fine animal hair, K\$



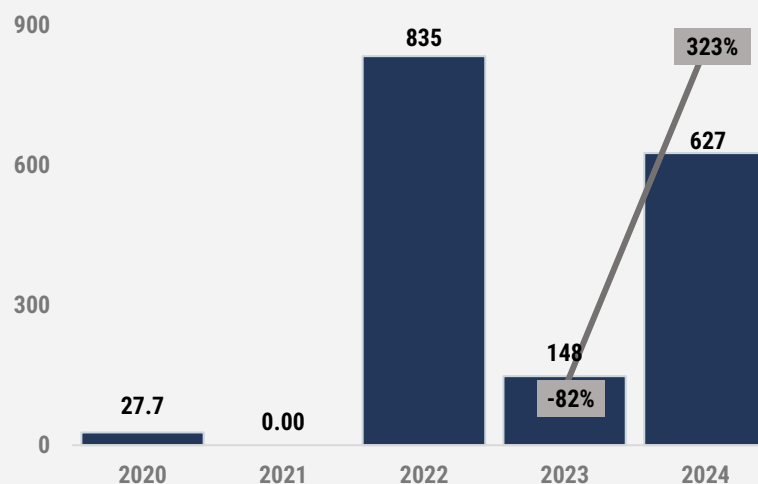
Imports Value of Apples, dried, K\$



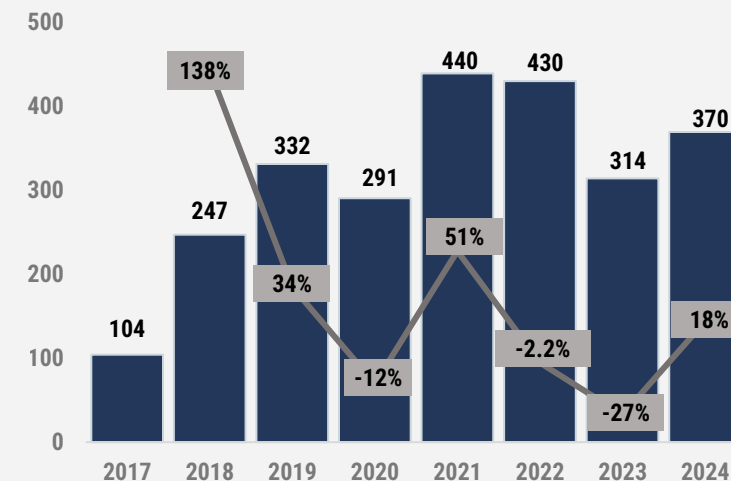
Imports Value of Flaxseed (linseed), whether or not broken, K\$



Imports Value of Reservoirs, tanks, of >300 liters, of iron or steel, K\$



Imports Value of Fermented beverages, others, K\$



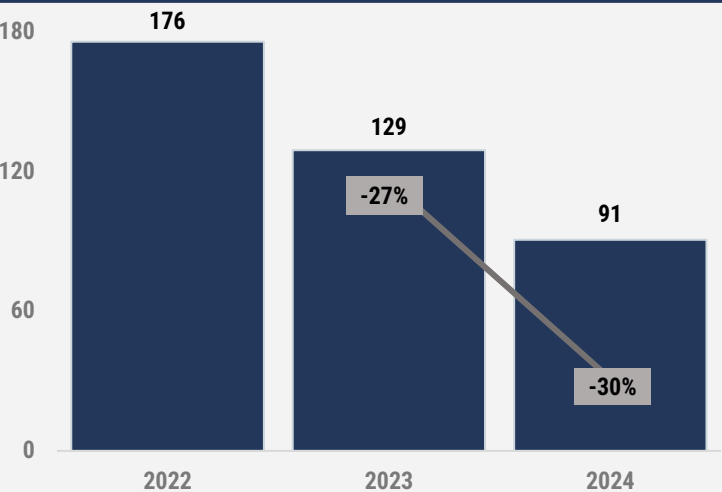
# Lowest-Ranked Import Positions within the Champion-Value Segment

Categories' Scores for Import Potential Estimation

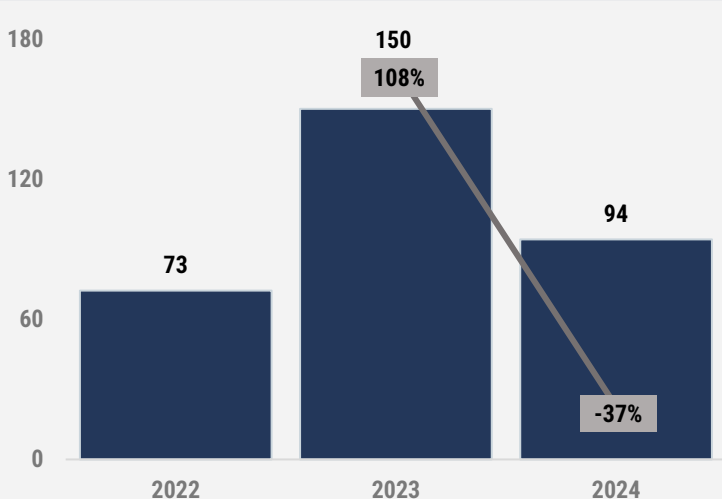
HS Code	Product Description	Imports in 2024, Scores (1-10)	7Y CAGR 2017-2023, Scores (1-10)	Growth Rate in 2024, Scores (1-10)	Total Quantity of Scores
320810	Paints and varnishes (including enamels and lacquers) based on synthetic and other polymers, in a nonaqueous medium, based on polyesters	1	0	0	1
722710	Bars and rods of high-speed steel, hot-rolled, in irregularly wound coils	1	0	0	1
731815	Threaded screws and bolts others, with or without their nuts or washers, of iron or steel	1	0	0	1
620230	Women's overcoats, raincoats, of cotton, other than those of heading no. 6204	1	0	0	1
841229	Hydraulic power engines and motors, except linear acting (cylinders)	1	0	0	1
760200	Aluminum waste and scrap	1	0	0	1
080711	Watermelons, fresh	1	0	0	1
853650	Electrical switches for a voltage not exceeding 1,000 v, others	1	0	0	1
620130	Men overcoats, raincoats, of cotton, other than those of heading no. 6203	2	0	0	2
340290	Surface-active preparations, washing preparations and cleaning preparations others, not put up for retail sale	2	0	0	2
392350	Stoppers, lids, caps and other closures, of plastics	0	3	0	3
620520	Men's or boys' shirts of cotton, not knitted or crocheted	0	2	1	3
081120	Raspberries, blackberries, mulberries, loganberries, currents and gooseberries (no kiwi fruit), uncooked or cooked by steam or boiling water, frozen	3	0	0	3
200599	Vegetables and mixtures of vegetables prepared or preserved otherwise than by vinegar, acetic acid or sugar, not frozen	4	0	0	4
701969	Glass fibres, fabrics n.e.c in item no. 7019.6	4	0	0	4

# Lowest-Ranked Import Positions within the Champion-value Segment

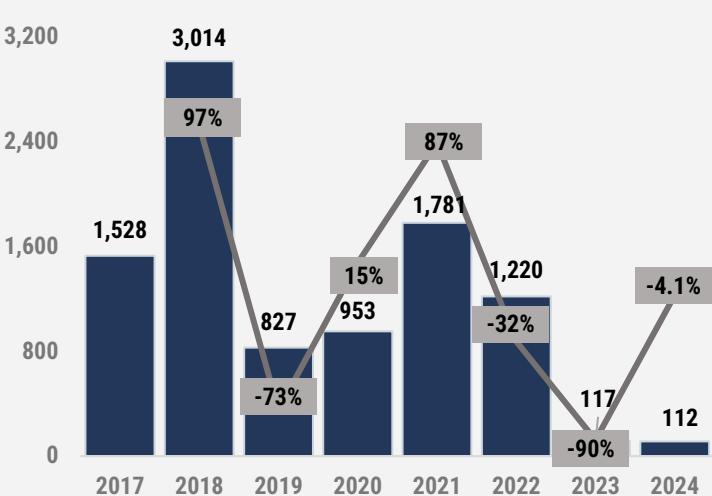
Imports Value of Paints and varnishes based on synthetic and other polymers, in a nonaqueous medium, based on polyesters, K\$



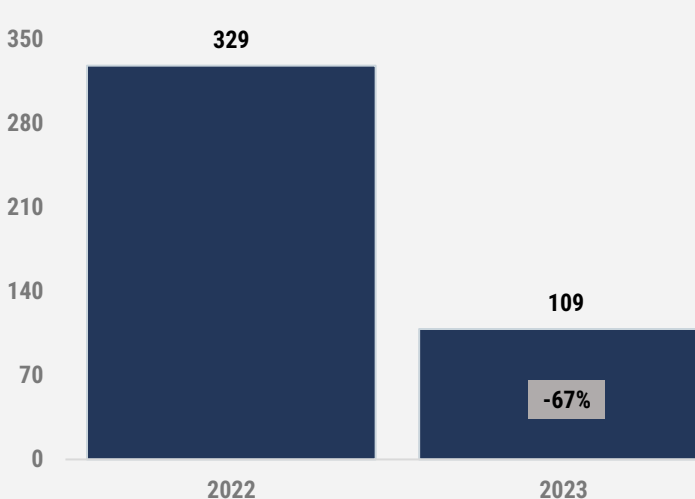
Imports Value of Women's overcoats, raincoats, of cotton, other than those of heading no. 6204, K\$



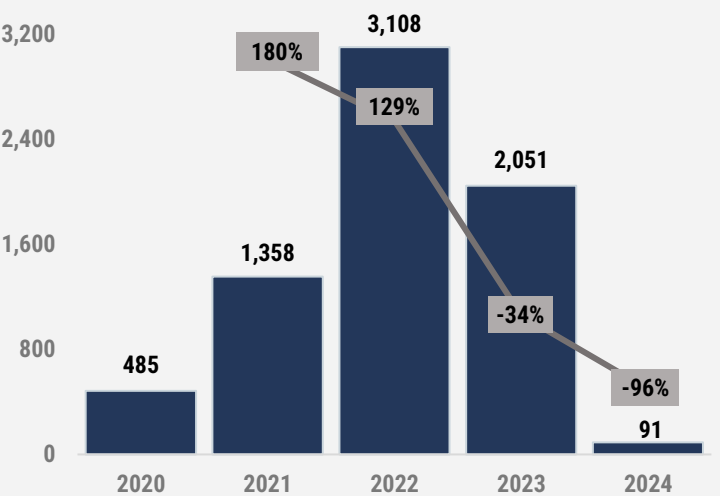
Imports Value of Bars and rods of high-speed steel, hot-rolled, in irregularly wound coils, K\$



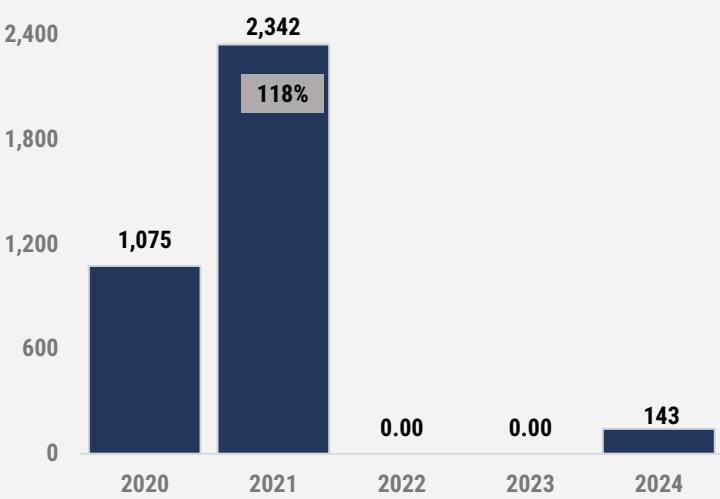
Imports Value of Hydraulic power engines and motors, K\$



Imports Value of Threaded screws, of iron or steel, K\$



Imports Value of Aluminum waste and scrap, K\$



# Conclusions

# Most Promising Import Positions from Moldova to Poland across Various Product Groups

Among Champion-value trade goods

HS Code	Product Description	Imports Value in 2024, M\$	8Y CAGR 2017-2024 (\$),%	Growth Rate in 2024 (\$), %
080610	Grapes, fresh	15.63	39.99%	13.93%
854430	Insulated ignition wiring sets and other wiring sets for vehicles, aircraft and ships	12.60	69.02%	-61.33%
200979	Apple juice, others, not fortified with vitamins or minerals, unfermented, not containing added spirit	52.80	6.08%	188%
640391	Footwear, with outer soles of rubber, plastics or composition leather and uppers of leather others, covering the ankle	2.20	56.72%	-13.00%
854442	Electric conductors, for a voltage not exceeding 1000 v, fitted with connectors, others	9.11	17.13%	-58.72%
080940	Plums, prune plums and sloes, fresh	9.08	11.05%	5.12%
080910	Apricots, fresh	2.13	n/a	651%
721499	Bars and rods of iron or nonalloy steel, not further worked than hot-rolled, hot-drawn or hot-extruded, n.e.s.o.i	1.90	n/a	758%
220429	Wine of fresh grapes (other than sparkling wine) and grape must with fermentation prevented, etc. by adding alcohol, containers >10 liters	0.69	17.08%	-15.47%
721391	Bars and rods, hot-rolled, in irregularly wound coils, of iron or nonalloy steel, of circular cross-section measuring less than 14mm in diameter, others	16.63	3.71%	-29.32%

Among Rising Champion value trade goods

HS Code	Product Description	Imports Value in 2024, M\$	8Y CAGR 2017-2024 (\$),%	Growth Rate in 2024 (\$), %
701990	Glass fibers and articles thereof others	0.65	n/a	1232%
570241	Carpets and other textile floor coverings, woven, not tufted or flocked, others, of pile construction, made-up, of wool or fine animal hair	0.68	10.79%	3.40%
081330	Apples, dried	0.47	20.56%	81.42%
120400	Flaxseed (linseed), whether or not broken	0.54	5.28%	290%
730900	Reservoirs, tanks, casks, vats and similar containers others, of a capacity of more than 300 liters (79.25 gal.), of iron or steel	0.63	n/a	323%
220600	Fermented beverages, others (incl cider, perry & mead); mixtures of fermented beverages & mixtures of fermented beverages & non-alcohol beverage others	0.37	17.17%	17.61%
610910	T-shirts, singlets, tank tops and similar garments of cotton, knitted or crocheted	0.30	32.50%	-1.31%
611241	Women's or girls' swimwear of synthetic fibers, knitted or crocheted	0.10	54.54%	356%
611011	Sweaters, pullovers, sweatshirts, waistcoats (vests), and similar articles knitted or crocheted, of wool	0.09	64.57%	76.62%
220299	Nonalcoholic beverages, others (including milk-based drinks)	0.34	62.90%	-11.68%

# CONTACTS & FEEDBACK

Connect with us

**EXPORT HUNTER, UAB**

Konstitucijos pr. 15-69A, Vilnius,  
Lithuania

[info@gtaic.ai](mailto:info@gtaic.ai)

Follow us: 