

BANCA NAȚIONALĂ A ROMÂNIEI

Romania's Imports from Canada

A Focus on the 100 Key Imported Products

Scope of research

We identified **top-100 largest value import items** traded between Romania and Canada in 2024, specifically focusing on **Romania's imports from Canada**.

The analysis was based on the full database on the trade between the two countries (Romania's imports data, mirror data).

We divided these 100 products into segments:

- I. **Largest-value traded goods** (annual value of shipments of 875 K\$ – 57 M\$);
- II. **Champion-value traded goods** (annual value of shipments of 290 K\$ – 875 K\$);
- III. **Rising Champion value traded goods** (annual value of shipments of 107 K\$ – 290 K\$).

We analyzed long-term and short-term evolution of trade of each group (in US\$ terms only, volume trade not analyzed): CAGR over 2017-2024, Growth Rates in 2024.

Methodology: At the end of each section, we ranked the traded items within each group based on three key indicators: **Imports Value in 2024 (Absolute Import Size in \$-terms)**, **CAGR over seven years (2017-2023) as indicator of a long-term growth trend**, and **y-o-y Growth Rate in 2024 as indicator of short-term performance**. All indicators were assigned an equal weight **on a 10-point scale**, and the total score was calculated as the sum of these three values. The highest-scoring categories are identified as the most promising goods for supply to the Romania's market from Canada, while those with the lowest scores are considered the most risky.

Notes: use of n/a designation: In 2022, the Harmonized System underwent significant revisions, including the introduction of new commodity items. The "n/a" designation is used for imports values of goods that were previously classified under different HS codes before 2022.

Data sources: UN Comtrade databases processed by GTAIC Intelligence Platform.

Data on trade in volume metrics (tons, kilos, and other) and prices are not analyzed in this research. However, they can be analyzed under a separate request.

This research was prepared as of 8th of May 2025.

GTAIC now delivers a similar research for any pair of countries at \$49.99

“Country-to-Country Trade Flow” Analysis

► Parsing and analyzing trade data between any pair of two countries chosen by a user

- **Type of research:**
 - Comprehensive analysis of trade data covering all goods exchanged between any two countries chosen by a user
 - Over 5,000 products across more than 100 countries
 - Data spanning from 2017 to 2025, with monthly updates
 - Time lag: For the majority of countries, up to 3 months from the moment of the request
- **Key Insights from Analysis:**
 - Identification of the largest trade items and the fastest-growing products, both in the short and long term
 - Detection of product group trends and anomalies in trade flow fluctuations based on a thorough examination of comprehensive trade statistics between selected countries
- **Why It's Needed:**
 - To generate a long list of the most promising products traded between specified countries, which warrant further, more detailed analysis with the help of other GTAIC intelligence instruments

How it works?

1. *The user selects any two countries covered by the service (see the list of the countries in the next page).*
2. *For a fee of \$49.99, the user receives a detailed analysis of a specific trade direction (e.g., imports of Romania from Canada).*
3. *The analysis, including an Excel sheet, is delivered within 24 hours. A sample of the standardized analysis is provided here in this report.*
4. *Customized country-to-country trade analyses are also available. Depending on the complexity of the request, these can be delivered within 24-72 hours. Pricing will vary based on the specific requirements compared to the standardized analysis provided in this report.*

Executive Summary

Summary

Upon results of the analyses of **the top-100 largest value import items** traded between Romania and Canada in 2024, we identified **the most promising positions supplied from Canada to Romania across various product groups**:

- I. **In the Largest-Value Segment** (annual value of shipments of 875 K\$ – 57 M\$) the most promising positions are: 1) Natural uranium and its compounds; 2) Printed circuits; 3) Television cameras; n.e.c. in item no 8525.8; 4) Machines having individual functions, others; 5) Transmission apparatus for radio-broadcasting or television; 6) Petroleum oils and oils from bituminous minerals, crude; 7) Digital cameras and video camera recorders; 8) Iron ore concentrates and non-agglomerated iron ores.
- II. **Within the Champion-Value Segment** (annual value of shipments of 290 K\$ – 875 K\$), the most promising positions include: 1) Parts of electric sound or visual signaling apparatus, others; 2) Amplifiers, electronic integrated circuits; 3) Filtering or purifying machinery and apparatus for gases, others; 4) Meat of swine, others, frozen; 5) Instruments and apparatus for measuring or checking voltage, current, resistance or power, without a recording device, others; 6) Tubes, pipes and hoses, of vulcanized rubber, except hard rubber, without fittings; 7) Burglar or fire alarms; 8) Parts for instruments for measuring the flow, level, pressure or other variables of liquids or gases, others.
- III. **In the Rising Champion Value Segment** (annual value of shipments of 107 K\$ – 290 K\$) the most promising positions remain: 1) Instruments, designed for demonstrational purposes; 2) Digital machines with central processing unit, an input, output unit; 3) Smart cards; 4) Instruments checking pressure of liquids or gases, others; 5) Automatic data processing input or output units, n.e.s.o.i.; 6) Pipe or tube fittings, others, stainless steel fittings others; 7) Parts of machines having individual functions, others; 8) Gas or smoke analysis apparatus.

Summary

Notably, Canada commands considerable market share in Romania's markets of 1) Uranium alloys, mixtures containing natural uranium or natural uranium compounds, 2) Other aircraft , and 3) Iron ore concentrates, non-agglomerated iron ores in 2024. Canada accounted for nearly 35% of Romania's uranium alloy imports, 21% of Romania's aircraft imports, and 18% of Romania's iron ore concentrate imports:

HS Code	Product Description	Imports in 2017, M\$	Imports in 2018, M\$	Imports in 2019, M\$	Imports in 2020, M\$	Imports in 2021, M\$	Imports in 2022, M\$	Imports in 2023, M\$	Imports in 2024, M\$	Market Share of Canada in Romania's Imports in 2024, %
284410	Uranium alloys, mixtures containing natural uranium or natural uranium compounds	20.32	18.95	12.94	0	23.38	0	30.8	53.17	34.65%
8802	Other aircraft (for example, helicopters, aeroplanes), other than those for personal use	0.00	0.00	0.00	0.00	0.00	0.00	0.00	48.03	21.29%
260111	Iron ore concentrates, non-agglomerated iron ores	6.36	0	0	34.7	44.98	0	1.26	9.78	17.93%
8525	Transmission apparatus for radio-broadcasting or television, digital cameras and video camera recorders	n/a	n/a	n/a	n/a	n/a	0.12	0.44	34.21	12.32%
847330	Parts and accessories for automatic data processing machines and units thereof, others	5.7	3.05	1.47	1.09	0.04	0.87	0.81	2.32	1.66%
903180	Measuring or checking instruments, others	0.51	0.24	0.3	0.15	0.25	1.29	1.77	3.2	1.59%
270900	Petroleum oils, oils from bituminous minerals, crude	0	0	0	0	0	0	0	56.35	1.13%
Total		32.89	22.24	14.71	35.94	68.65	2.28	35.08	207.06	

Snapshot of Romania's Imports from Canada

Romania's Imports from Canada in 2017 – 2024

* 2 110 goods under HS 6-digit classification covered

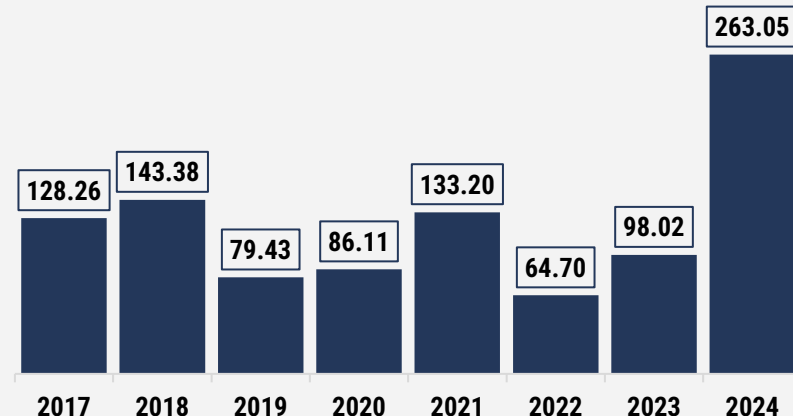
2024
Imports Value: **263 M\$**
Growth Rate: **+168.36%**

2023
Imports Value: **98 M\$**
Growth Rate: **+51.50%**

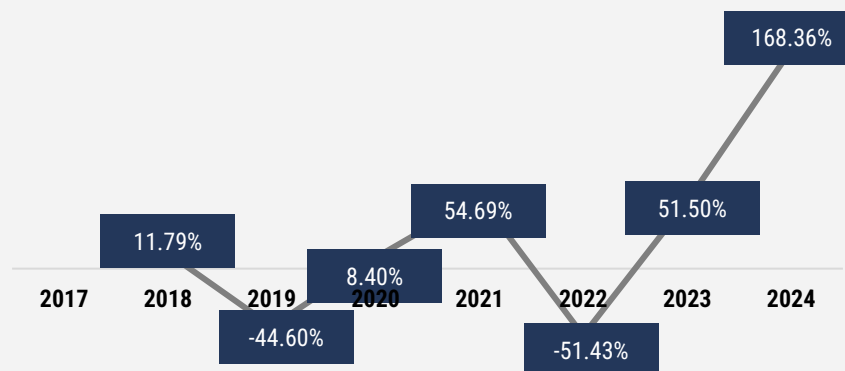
2022
Imports Value: **65 M\$**
Growth Rates: **-51.43%**

2021
Imports Value: **133 M\$**
Growth Rate: **+54.69%**

Imports Value, M \$



YoY Imports Growth Rate, %



- Over the long term (2017–2024), the compounded annual growth rate (CAGR) of Romania's imports from Canada has been +9.39%, with the most notable surge occurring in 2024, when Romania imports from Canada rose by over 168% year-on-year.
- In 2024, the value of imports totaled nearly \$263 million, up from \$98.02 million.
- The analysis covers the top 100 imported products by value in 2024, categorized into four groups: the 1st Group – Top 25 (with the yearly imports value of 875 K\$ – 57 M\$ in 2024), the 2nd group (early trade value of 290 K\$ – 875 K\$), the 3rd group (107 K\$ – 290 K\$).
- For each group, we identify the products that have shown sustained and significant import growth from Canada, focusing on both long-term (2017 – 2024) and shorth-term (2023 – 2024) growth trends.

1

Largest-Value Segment: yearly imports ranging from 875 K\$ to 57 M\$ per one product

Imported Goods from Romania to Canada with 3.90 - 89 M\$ Imports Value

* Product Categories Ranked 1– 25 by the size of Import Value (out of 2 110 goods traded in 2024)

Rank by Imports value In 2024	HS Code	Product Description	2017, M\$	2018, M\$	2019, M\$	2020, M\$	2021, M\$	2022, M\$	2023, M\$	2024, M\$	Growth Rate in 2024	8Y CAGR, 2017-2024	Share in total imports in 2024
1	270900	Petroleum oils, oils from bituminous minerals, crude	0.00	0.00	0.00	0.00	0.00	0.00	0.00	56.35	n/a	n/a	21.42%
2	284410	Uranium alloys, mixtures containing natural uranium or natural uranium compounds	20.32	18.95	12.94	0.00	23.38	0.00	30.80	53.17	72.63%	12.77%	20.21%
3	880240	Airplanes and other aircraft others, of an unladen weight exceeding 15,000 kg	0.00	0.00	0.00	0.00	0.00	0.00	0.00	48.03	n/a	n/a	18.26%
4	852589	Television cameras; n.e.c. in item no 8525.8	n/a	n/a	n/a	n/a	n/a	0.12	0.04	22.87	52129%	n/a	8.69%
5	852583	Digital cameras, video camera recorders; vision goods as specified in subheading note 3 to this chapter	0.00	0.00	0.00	0.00	0.00	0.00	0.40	11.34	2765%	n/a	4.31%
6	260111	Iron ore concentrates, non-agglomerated iron ores	6.36	0.00	0.00	34.70	44.98	0.00	1.26	9.78	678%	5.53%	3.72%
7	230910	Dog and cat food, put up for retail sale	1.39	1.68	2.15	1.99	2.66	2.91	2.55	3.21	25.69%	11.05%	1.22%
8	903180	Measuring or checking instruments, others	0.51	0.24	0.30	0.15	0.25	1.29	1.77	3.20	80.33%	25.93%	1.22%
9	847989	Machines and mechanical appliances having individual functions, others	0.34	0.50	1.01	0.75	0.11	1.18	0.25	2.85	1062%	30.65%	1.08%
10	853400	Printed circuits	0.02	0.19	0.10	0.35	0.69	0.81	1.12	2.75	146%	86.36%	1.05%
11	210690	Food preparations others	2.35	2.56	2.85	3.85	4.16	3.10	3.03	2.66	-12.18%	1.59%	1.01%
12	847330	Parts and accessories for automatic data processing machines and units thereof, others	5.70	3.05	1.47	1.09	0.04	0.87	0.81	2.32	185%	-10.64%	0.88%
13	840790	Spark-ignition reciprocating or rotary internal combustion piston engines, others	0.00	0.00	0.71	0.69	2.41	8.46	6.35	2.31	-63.66%	21.64%	0.88%
14	491110	Trade advertising material, commercial catalogs	4.74	3.30	4.31	4.53	1.16	0.83	3.97	1.97	-50.43%	-10.42%	0.75%
15	854231	Processors, controllers, integrated circuits	1.86	1.95	1.87	1.40	0.30	0.32	1.52	1.56	2.93%	-2.14%	0.59%
16	842833	Continuous-action elevators and conveyor	0.00	0.00	0.00	0.00	0.00	0.00	0.00	1.28	n/a	n/a	0.49%
17	841391	Parts of pumps for liquids	1.12	2.26	2.90	1.21	0.59	0.96	0.83	1.26	51.83%	1.53%	0.48%
18	852550	Transmission apparatus for radio-broadcasting	0.00	0.07	0.03	0.00	0.01	1.11	1.19	1.21	2.29%	132%	0.46%
19	020322	Meat of swine, hams, shoulders frozen	0.00	0.00	0.00	0.00	0.00	0.00	1.22	1.15	-5.72%	n/a	0.44%
20	854442	Electric conductors, <1000 v, others	0.02	0.03	0.07	0.06	0.03	0.13	1.11	1.05	-5.16%	67.28%	0.40%
21	030366	Hake (merluccius spp., urophycis spp.), frozen	1.61	3.77	4.21	4.63	4.26	4.69	2.43	1.03	-57.79%	-5.51%	0.39%
22	841229	Hydraulic power engines and motors	0.03	0.20	0.66	0.04	0.07	0.01	1.43	1.02	-28.24%	57.62%	0.39%
23	841989	Machinery, plant or laboratory equipment	0.00	0.00	0.28	0.00	0.03	0.00	0.58	0.98	67.98%	n/a	0.37%
24	847149	Digital automatic data processing machines and units thereof presented in the form of systems, n.e.s.o.i.	0.05	0.07	0.02	0.01	0.09	1.20	3.00	0.88	-70.77%	41.72%	0.33%
25	300490	Medicaments, in measured doses, etc., others	5.82	21.11	12.69	0.14	0.13	0.24	0.36	0.87	141%	-21.08%	0.33%

* Due to insufficient data, the CAGR for Instruments for Spark-ignition Reciprocating or Rotary Internal Combustion Piston Engines, others was calculated for the 2019-2024 period.

Shares in total imports value (\$), %

* Product Categories Ranked 1– 25 by the size of Import Value (out of 2 110 goods traded in 2024)

Rank by Imports value In 2024	HS Code	Product Description	Share, 2017, %	Share, 2018, %	Share, 2019, %	Share, 2020, %	Share, 2021, %	Share, 2022, %	Share, 2023, %	Share, 2024, %
1	270900	Petroleum oils, oils from bituminous minerals, crude	0.00%	0.00%	0.00%	0.00%	0.00%	0.00%	0.00%	21.42%
2	284410	Uranium alloys, mixtures containing natural uranium or natural uranium compounds	15.85%	13.22%	16.30%	0.00%	17.55%	0.00%	31.42%	20.21%
3	880240	Airplanes and other aircraft others, of an unladen weight exceeding 15,000 kg	0.00%	0.00%	0.00%	0.00%	0.00%	0.00%	0.00%	18.26%
4	852589	Television cameras; n.e.c. in item no 8525.8	n/a	n/a	n/a	n/a	n/a	0.19%	0.04%	8.69%
5	852583	Digital cameras, video camera recorders; vision goods as specified in subheading note 3 to this chapter	0.00%	0.00%	0.00%	0.00%	0.00%	0.00%	0.40%	4.31%
6	260111	Iron ore concentrates, non-agglomerated iron ores	4.96%	0.00%	0.00%	40.30%	33.77%	0.00%	1.28%	3.72%
7	230910	Dog and cat food, put up for retail sale	1.08%	1.17%	2.71%	2.31%	2.00%	4.50%	2.61%	1.22%
8	903180	Measuring or checking instruments, others	0.39%	0.17%	0.38%	0.17%	0.19%	1.99%	1.81%	1.22%
9	847989	Machines and mechanical appliances having individual functions, others	0.26%	0.35%	1.27%	0.87%	0.08%	1.83%	0.25%	1.08%
10	853400	Printed circuits	0.01%	0.13%	0.13%	0.41%	0.52%	1.25%	1.14%	1.05%
11	210690	Food preparations others	1.83%	1.79%	3.59%	4.47%	3.13%	4.79%	3.09%	1.01%
12	847330	Parts and accessories for automatic data processing machines and units thereof, others	4.44%	2.13%	1.85%	1.27%	0.03%	1.34%	0.83%	0.88%
13	840790	Spark-ignition reciprocating or rotary internal combustion piston engines, others	0.00%	0.00%	0.90%	0.80%	1.81%	13.08%	6.48%	0.88%
14	491110	Trade advertising material, commercial catalogs	3.70%	2.30%	5.43%	5.26%	0.87%	1.28%	4.05%	0.75%
15	854231	Processors, controllers, integrated circuits	1.45%	1.36%	2.35%	1.63%	0.23%	0.50%	1.55%	0.59%
16	842833	Continuous-action elevators and conveyor	0.00%	0.00%	0.00%	0.00%	0.00%	0.00%	0.00%	0.49%
17	841391	Parts of pumps for liquids	0.87%	1.57%	3.65%	1.41%	0.44%	1.48%	0.85%	0.48%
18	852550	Transmission apparatus for radio-broadcasting	0.00%	0.05%	0.04%	0.01%	0.01%	1.72%	1.21%	0.46%
19	020322	Meat of swine, hams, shoulders frozen	0.00%	0.00%	0.00%	0.00%	0.00%	0.00%	1.24%	0.44%
20	854442	Electric conductors, <1000 v, others	0.01%	0.02%	0.09%	0.07%	0.02%	0.20%	1.13%	0.40%
21	030366	Hake (merluccius spp., urophycis spp.), frozen	1.26%	2.63%	5.31%	5.38%	3.20%	7.24%	2.48%	0.39%
22	841229	Hydraulic power engines and motors	0.02%	0.14%	0.83%	0.04%	0.05%	0.02%	1.46%	0.39%
23	841989	Machinery, plant or laboratory equipment	0.00%	0.00%	0.35%	0.00%	0.02%	0.00%	0.59%	0.37%
24	847149	Digital automatic data processing machines and units thereof presented in the form of systems, n.e.s.o.i.	0.04%	0.05%	0.03%	0.01%	0.07%	1.86%	3.07%	0.33%
25	300490	Medicaments, in measured doses, etc., others	4.54%	14.72%	15.97%	0.16%	0.10%	0.37%	0.37%	0.33%

...represent 89.38% of total Romania's imports from Canada

The **top-25 highest-value** product categories (6-digit HS classification) account for approximately **89.38%** of imports from Canada to Romania reaching **\$235.10 million** in 2024.

The Top 25 product groups are dominated by the following categories:

- **Crude Petroleum Oils and Oils from Bituminous Minerals:** Totaling over \$56 million in 2024, representing 21.42% of Romania's imports from Canada.
- **Natural Uranium and its Compounds, including uranium alloys, dispersions, ceramic products and mixtures containing natural uranium or natural uranium compounds:** These products reached \$53.17 million, accounting for 20.21% of total imports
- **Airplanes:** These products accounted for \$48.03 million, representing 18.26% of Romania's imports from Canada
- **Transmission Apparatus, Television Cameras:** Amounting to \$35.42 million in 2024, accounting for 13.47% of Romania's imports from Canada:
 - Television cameras, digital cameras and video camera recorders; night vision goods as specified in subheading note 3 to this chapter
 - Television cameras; n.e.c. in item no 8525.8
 - Transmission apparatus for radio-broadcasting or television
- **Electrical Machinery, Electronic Components and Their Parts:** These products reached \$15.59 million, accounting for 5.93% of Romania's imports from Canada
 - Measuring or checking instruments, appliances and machines, others
 - Machines and mechanical appliances having individual functions, others
 - Electric conductors, for a voltage not exceeding 1000 v, fitted with connectors, others
 - Machinery, plant or laboratory equipment for the treatment of material involving temperature change (except domestic machinery), others
 - Digital automatic data processing machines and units thereof presented in the form of systems, n.e.s.o.i.
 - Parts and accessories for automatic data processing machines and units thereof, magnetic or optical readers, transcribing machines, etc., others
 - Processors and controllers, electronic integrated circuits
 - Printed circuits
- **Other Product Categories** worth **\$26.55 million** accounting for **10.09%** of total Romania's imports from Canada and including: **Iron Ore Concentrates, Dog and Cat Food, Food Production, Trade Advertising Material, Medicaments.**

Dynamics of Changes in the Structure of Romania's Imports from Canada

\$56.35 M **21.42%**

Crude Petroleum Oils Imports Value in 2024 Share in total imports in 2024

\$53.17 M **20.21%**

Natural Uranium and its Compounds Imports Value in 2024 Share in total imports in 2024

\$48.03 M **18.26%**

Airplanes, of an unladen weight >15 tons Imports Value in 2024 Share in total imports in 2024

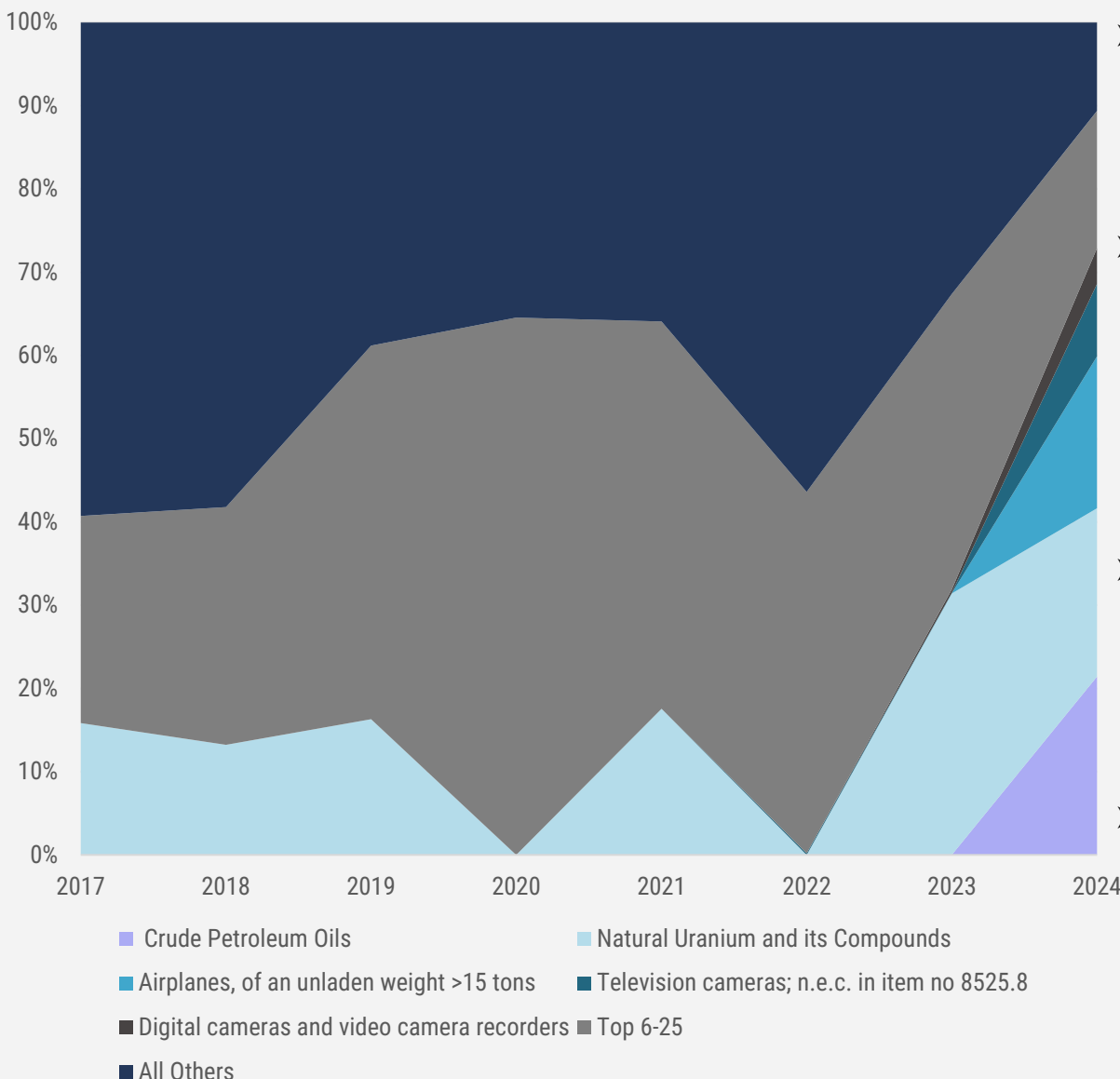
\$22.87 M **8.69%**

Television cameras; n.e.c. in item no 8525.8 Imports Value in 2024 Share in total imports in 2024

\$11.34 M **4.31%**

Digital cameras and video camera recorders Imports Value in 2024 Share in total imports in 2024

Top-5 Product Categories by Value in the Structure of Romania's Imports from Canada (\$)



- Between 2017 and 2024, the share of the top-25 categories steadily increased from 16% in 2017 to 73% in 2024, indicating a **growing concentration** in key import positions.
- Notably, several products from top-5 import positions, including 1) **Petroleum oils and oils from bituminous minerals, crude** and 2) **Airplanes and other aircraft others, of an unladen weight exceeding 15,000 kg**, entered the supply chain only in 2024, yet immediately reached significant shipment volumes.
- In 2024, the leading import category was **Petroleum oils and oils from bituminous minerals, crude**, followed by **Natural uranium and its compounds** in second place and **Airplanes and other aircraft (unladen weight >15,000 kg)** in third.
- The further analysis covers the import value dynamics of the 5 fastest growing and 5 most decreasing import positions, providing insights into shifting trade patterns and the evolving composition of Romania's import structure from Canada.

Most Growing and Declining Import Positions within Largest-value Segment

Out of the top-25 product positions, **1) Hake (frozen)** and **2) Trade advertising material, commercial catalogs and the like** categories are characterized by imports values declining in all the periods considered (in 2024 and 2017 – 2024).

Besides, these positions are among the lowest-ranked import positions, with an imports value of 1 – 2 M\$ in 2024 (see the next page).

Goods with highest short-term growth of imports in 2024

HS Code	Product Description	Imports in 2024, M\$	Growth Rate in 2024 (\$), %
852589	Television cameras; n.e.c. in item no 8525.8	22.87	52129%
852583	Television cameras, digital cameras and video camera recorders; night vision goods as specified in subheading note 3 to this chapter	11.34	2765%
847989	Machines and mechanical appliances having individual functions, others	2.85	1062%
260111	Iron ore concentrates (other than roasted iron pyrites) and non-agglomerated iron ores	9.78	678%
847330	Parts and accessories for automatic data processing machines and units thereof, magnetic or optical readers, transcribing machines, etc., others	2.32	185%

Goods with highest short-term decrease of imports in 2024

HS Code	Product Description	Imports in 2024, M\$	Growth Rate in 2024 (\$), %
847149	Digital automatic data processing machines and units thereof presented in the form of systems, n.e.s.o.i.	0.88	-70.77%
840790	Spark-ignition reciprocating or rotary internal combustion piston engines, others	2.31	-63.66%
030366	Hake (merluccius spp., urophycis spp.), frozen	1.03	-57.79%
491110	Trade advertising material, commercial catalogs and the like	1.97	-50.43%
841229	Hydraulic power engines and motors, except linear acting (cylinders)	1.02	-28.24%

Goods with highest long-term growth of imports

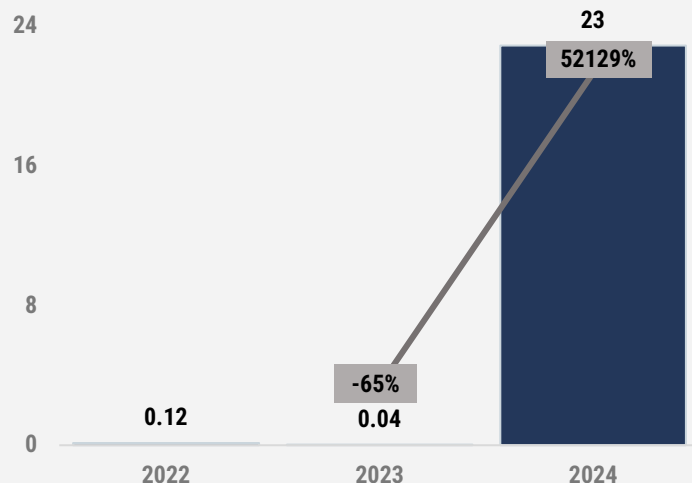
HS Code	Product Description	Imports in 2024, M\$	8Y CAGR, 2017-2024 (\$), %
852550	Transmission apparatus for radio-broadcasting or television	1.21	132%
853400	Printed circuits	2.75	86.36%
854442	Electric conductors, for a voltage not exceeding 1000 v, fitted with connectors, others	1.05	67.28%
841229	Hydraulic power engines and motors, except linear acting (cylinders)	1.02	57.62%
847149	Digital automatic data processing machines and units thereof presented in the form of systems, n.e.s.o.i.	0.88	41.72%

Goods with highest long-term decrease of imports

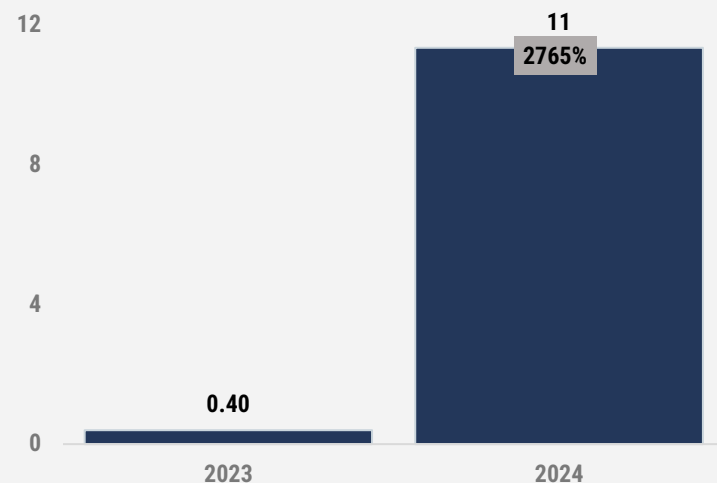
HS Code	Product Description	Imports in 2024, M\$	Growth Rate in 2024 (\$), %
300490	Medicaments, in measured doses, etc., others	0.87	-21.08%
847330	Parts and accessories for automatic data processing machines and units thereof, magnetic or optical readers, transcribing machines, etc., others	2.32	-10.64%
491110	Trade advertising material, commercial catalogs and the like	1.97	-10.42%
030366	Hake (merluccius spp., urophycis spp.), frozen	1.03	-5.51%
854231	Processors and controllers, electronic integrated circuits	1.56	-2.14%

Top-5 Positions with the Highest Increase of Imports in Short-term

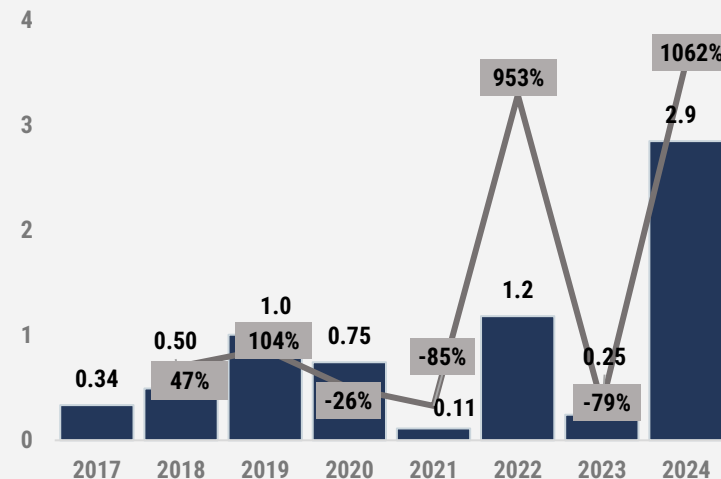
Imports Value of Television cameras; n.e.c. in item no 8525.8, M\$



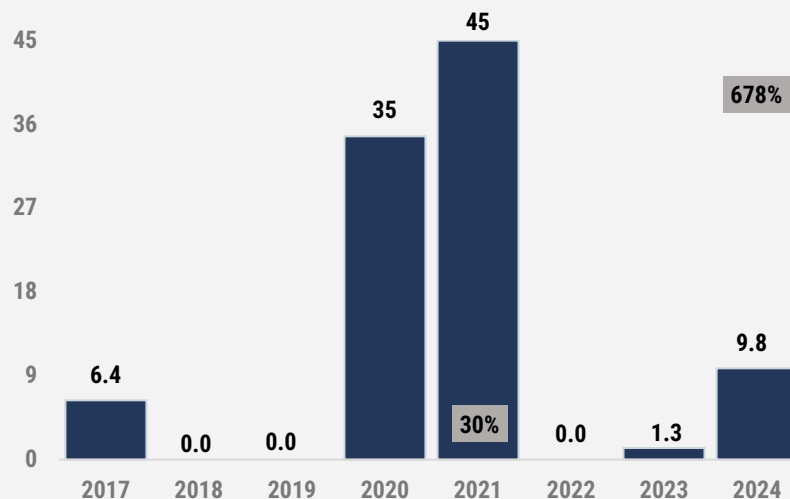
Imports Value of Digital Cameras, Video Camera Recorders, M\$



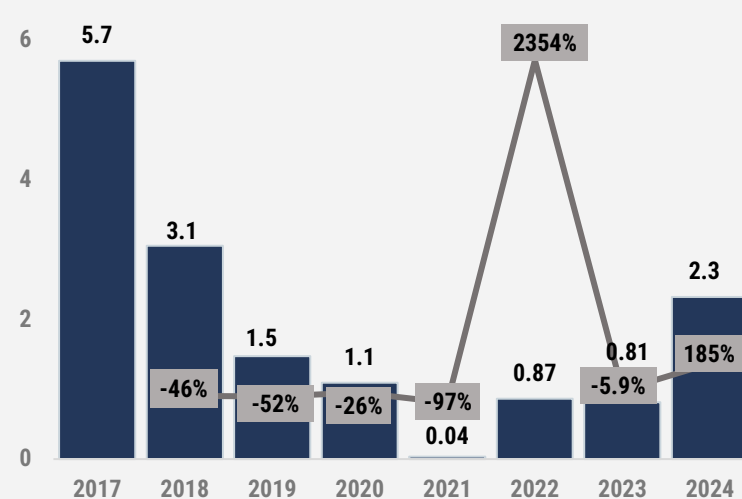
Imports Value of Machines having individual functions, others, M\$



Imports Value of Iron ore concentrates, non-agglomerated iron ores, M\$

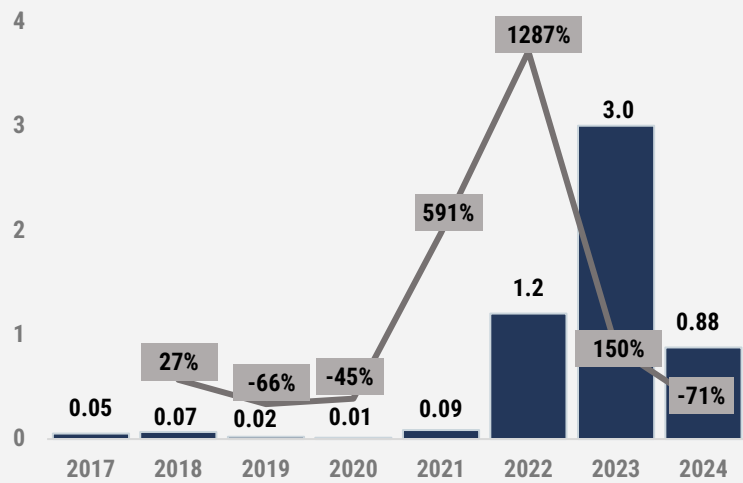


Imports Value of Parts for Data Processing Machines, others, M\$

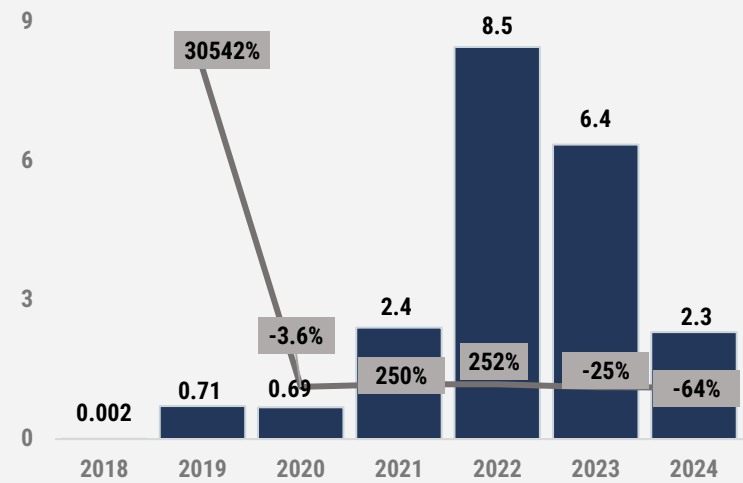


Top-5 Positions with the Highest Decrease of Imports in Short-term

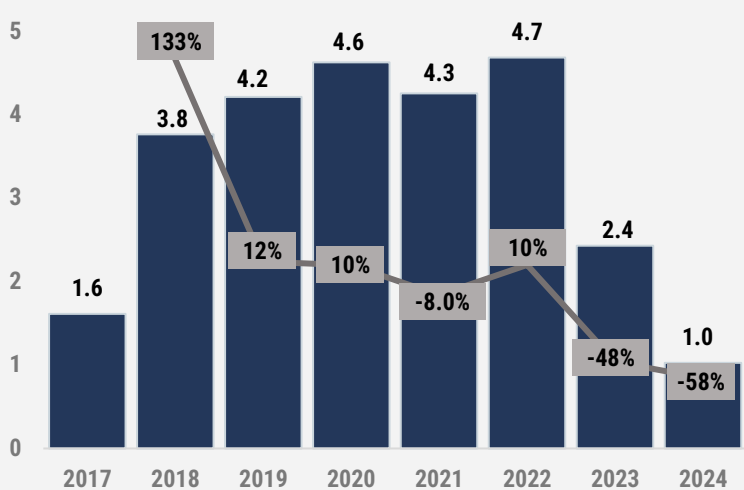
Imports Value of Digital automatic data processing machines and units thereof presented in the form of systems, n.e.s.o.i., M\$



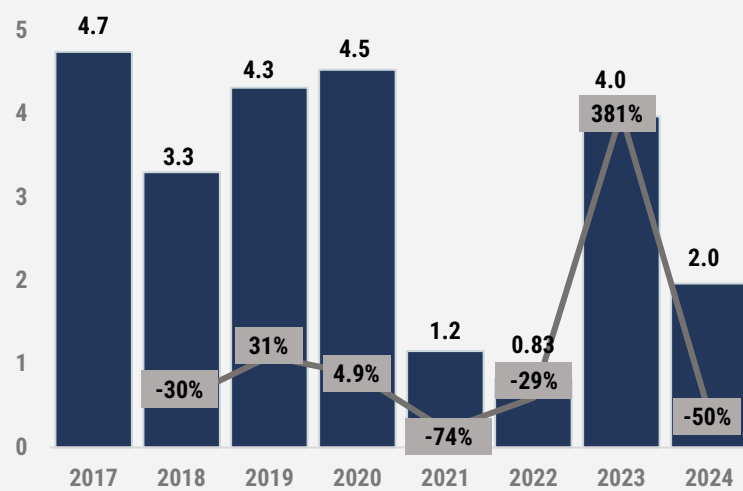
Imports Value of Spark-ignition reciprocating or rotary internal combustion piston engines, others, M\$



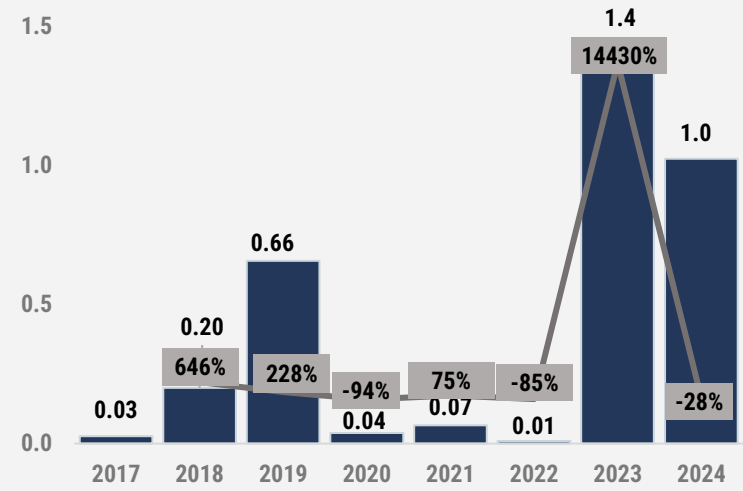
Imports Value Of Hake, frozen, M\$



Imports Value of Trade advertising material, commercial catalogs, M\$

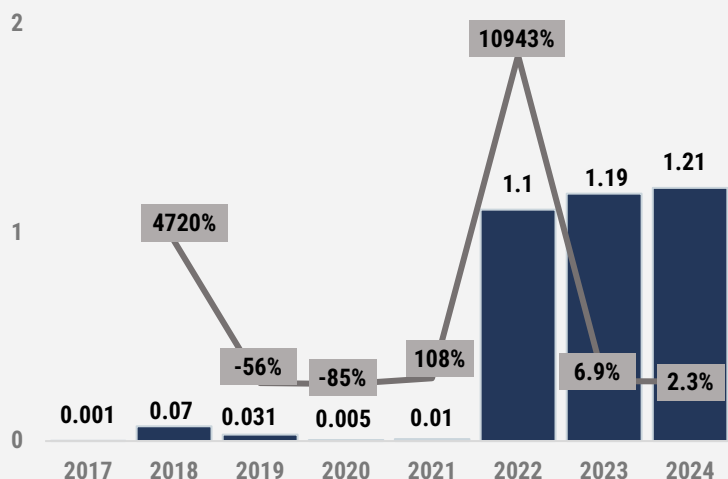


Imports Value of Hydraulic power engines and motors, M\$

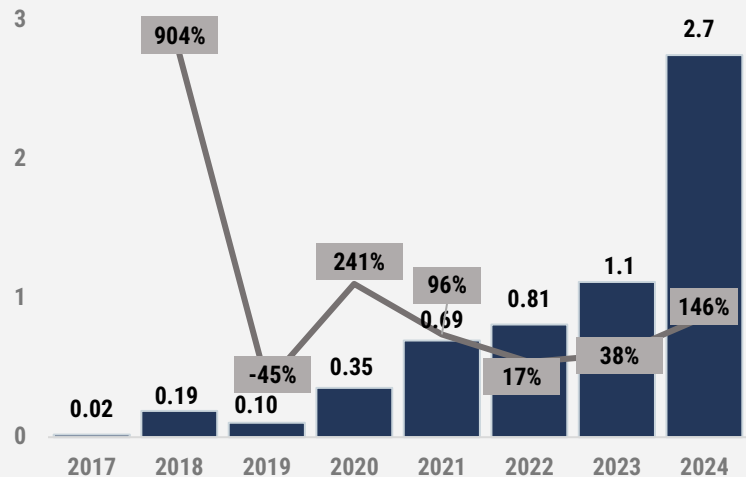


Top-5 Positions with the Highest Increase of Imports in Long-term

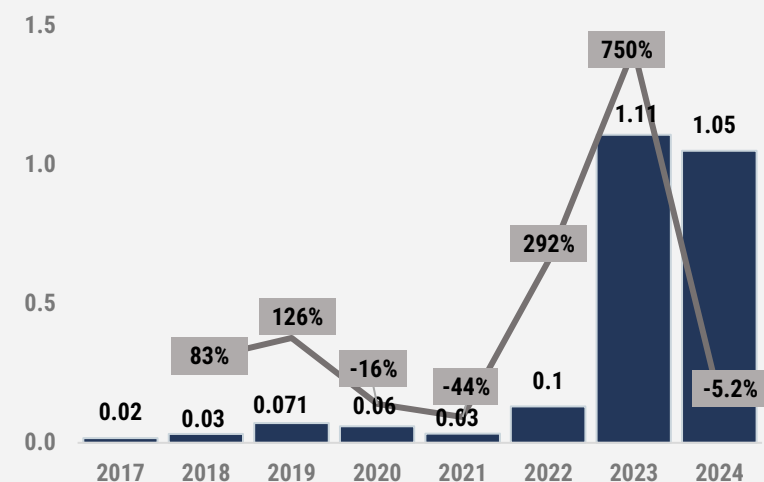
Imports Value of Transmission apparatus for radio-broadcasting or television, M\$



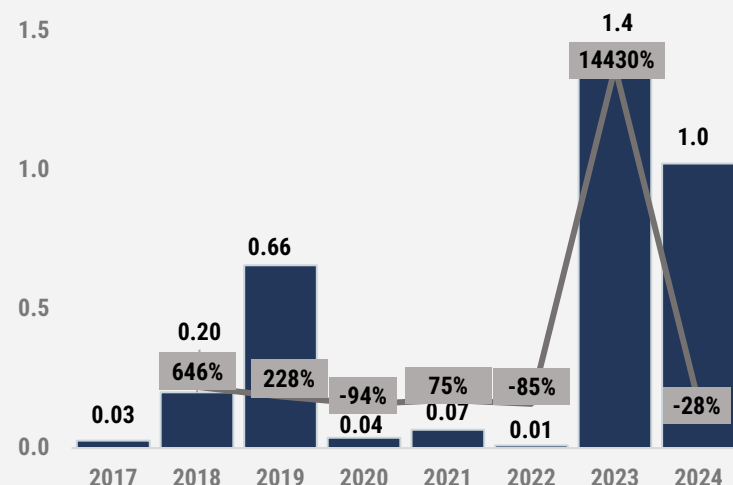
Imports Value of Printed circuits, M\$



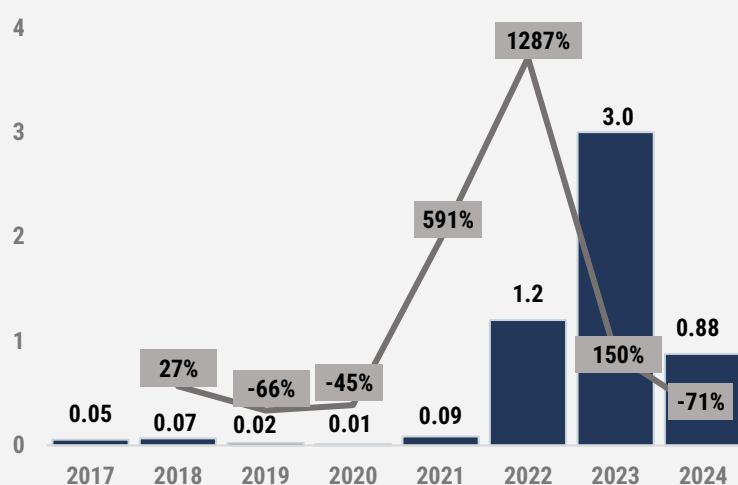
Imports Value of Electric conductors, <1000 v, others, M\$



Imports Value of Hydraulic power engines and motors, M

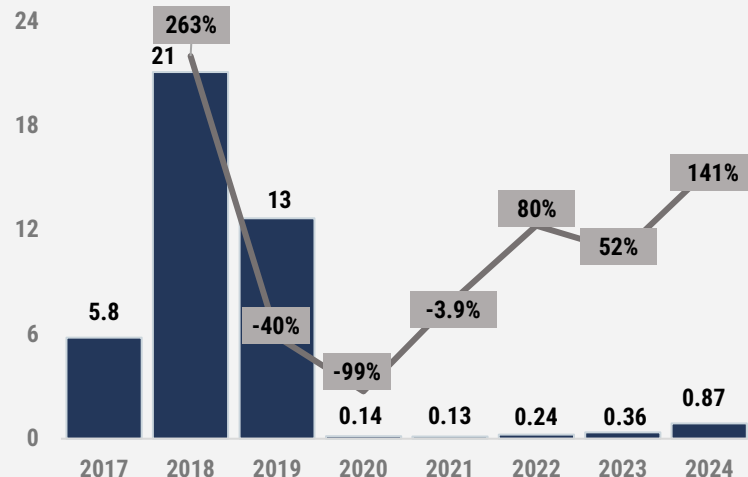


Imports Value of Digital automatic data processing machines and units thereof presented in the form of systems, n.e.s.o.i., M\$

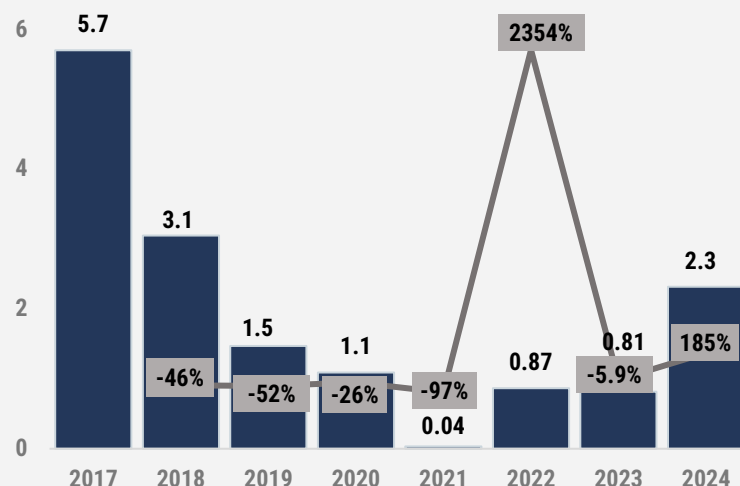


Top-5 Positions with the Highest **Decrease** of Imports in Long-term

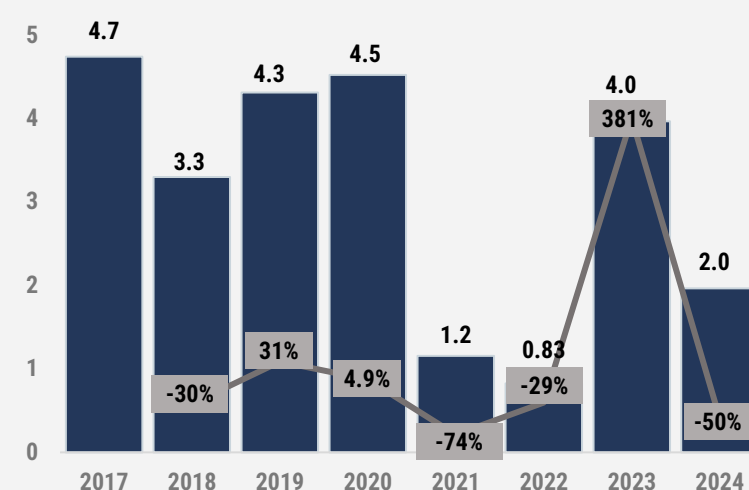
Imports Value of Medicaments, in measured doses, etc., others, M\$



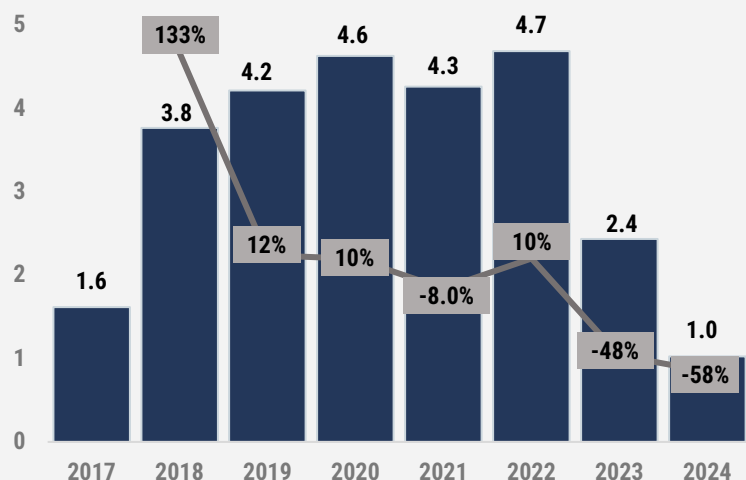
Imports Value of Parts for Data Processing Machines, others, M\$



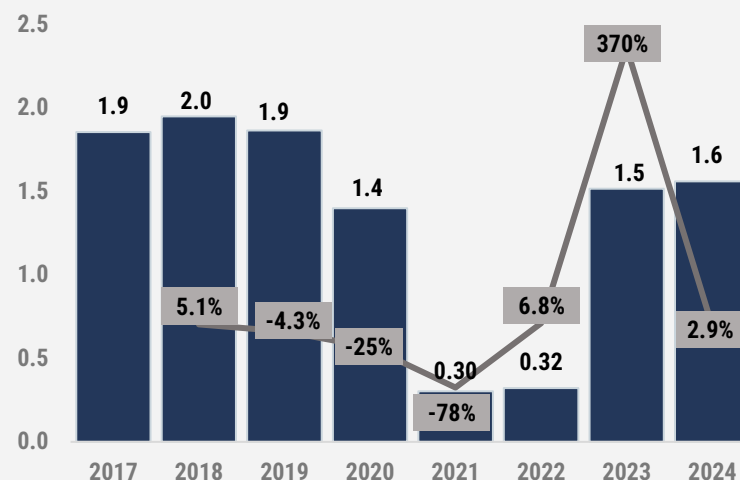
Imports Value Of Trade advertising material, commercial catalogs, M\$



Imports Value of Hake, frozen, M\$



Imports Value of Processors and controllers, integrated circuits, M\$

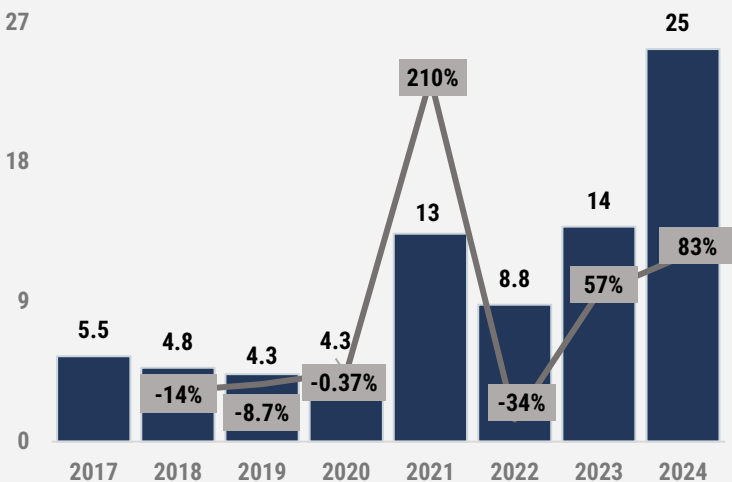


Top-Ranked Import Positions within the Largest-Value Segment

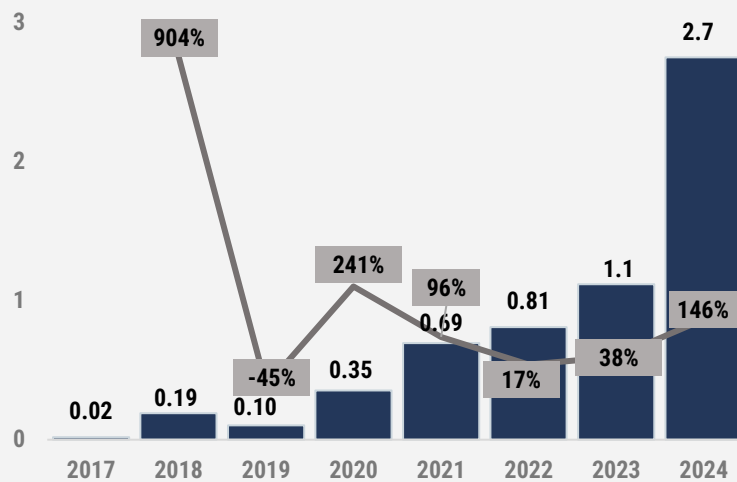
Category Scores for Import Potential Estimation

HS Code	Product Description	Imports in 10M 2024, Scores (0-10)	7Y CAGR 2017-2023, Scores (0-10)	Growth Rate in 10M 2024, Scores (0-10)	Total Quantity of Scores
284410	Natural uranium and its compounds; uranium alloys, dispersions, ceramic products and mixtures containing natural uranium or natural uranium compounds	9	5	4	18
853400	Printed circuits	0	9	5	14
852589	Television cameras; n.e.c. in item no 8525.8	3	0	10	13
847989	Machines and mechanical appliances having individual functions, others	0	2	9	11
852550	Transmission apparatus for radio-broadcasting or television	0	10	1	11
270900	Petroleum oils and oils from bituminous minerals, crude	10	0	0	10
852583	Television cameras, digital cameras and video camera recorders; night vision goods as specified in subheading note 3 to this chapter	1	0	9	10
260111	Iron ore concentrates (other than roasted iron pyrites) and non-agglomerated iron ores	1	1	8	10
854442	Electric conductors, for a voltage not exceeding 1000 v, fitted with connectors, others	0	10	0	10

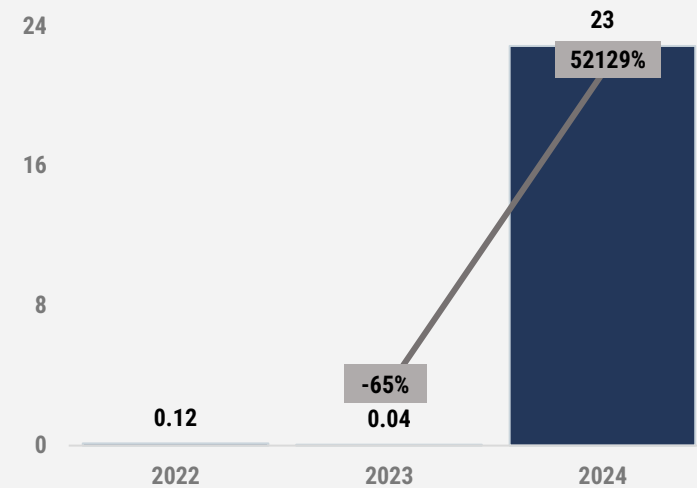
Imports Value of Natural uranium and its compounds, M\$



Imports Value of Printed circuits, M\$

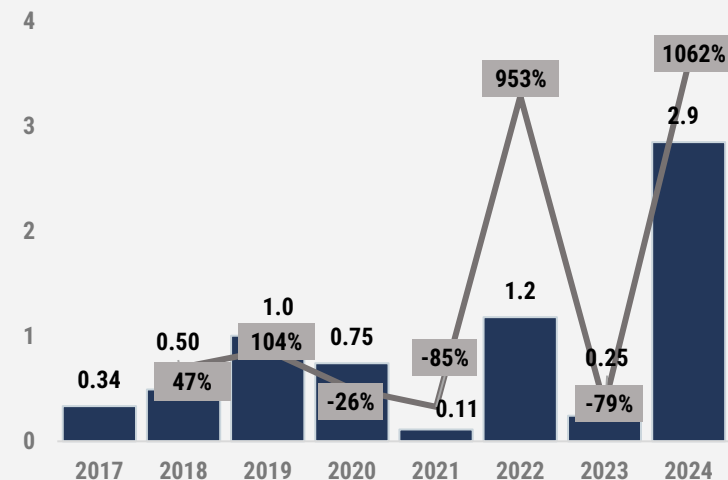


Imports Value of Television cameras; n.e.c. in item no 8525.8, M\$

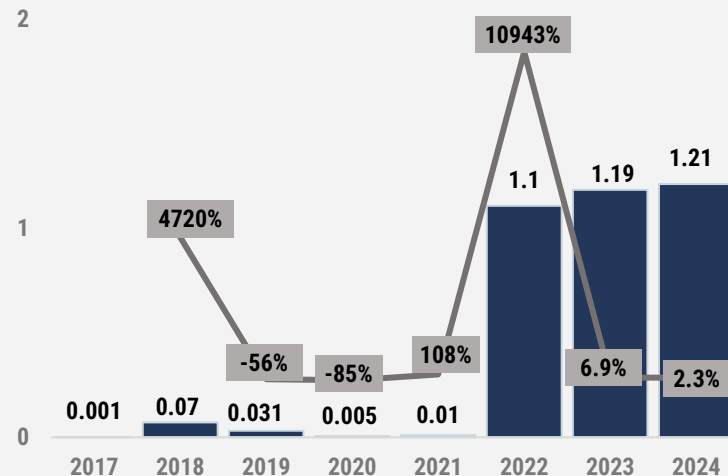


Top-Ranked Import Positions within the Largest-Value Segment

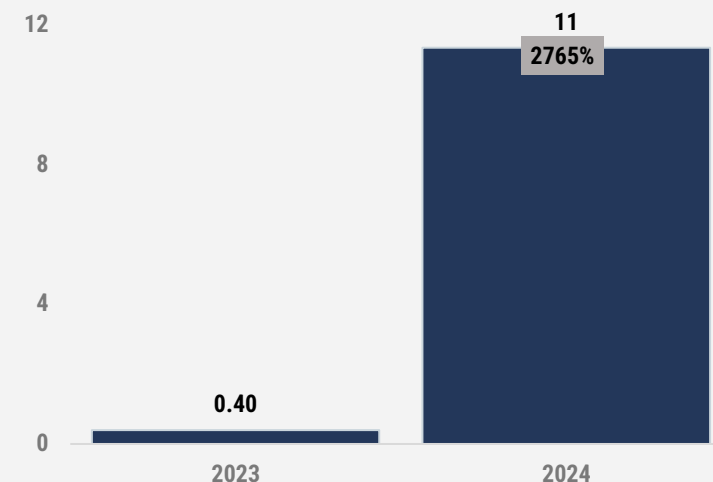
Imports Value of Machines having individual functions, others, M\$



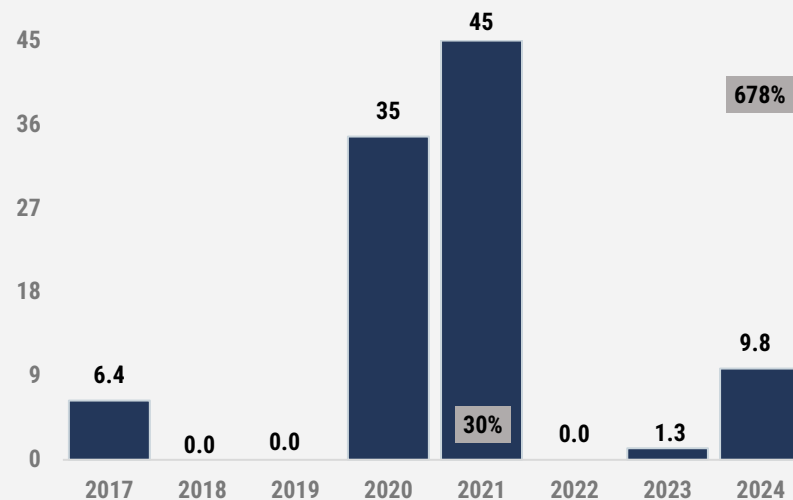
Imports Value of Transmission apparatus for radio-broadcasting, M\$



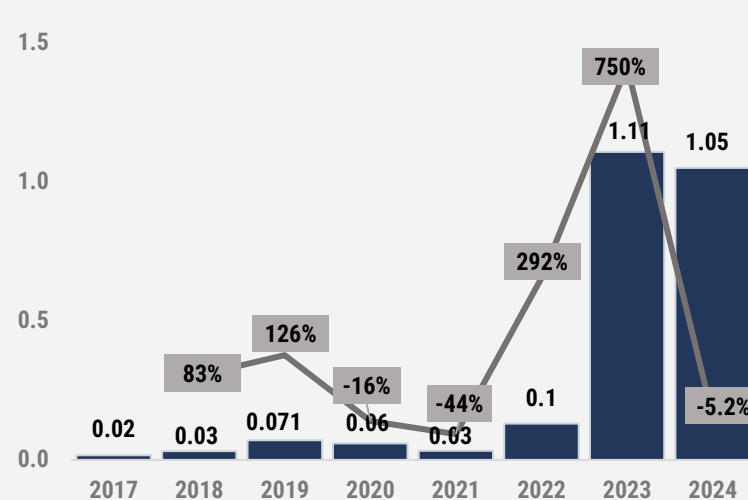
Imports Value of Digital cameras and video camera recorders, M\$



Imports Value of Iron ore concentrates, non-agglomerated iron ores, M\$



Imports Value of Iron ore concentrates, non-agglomerated iron ores, M\$

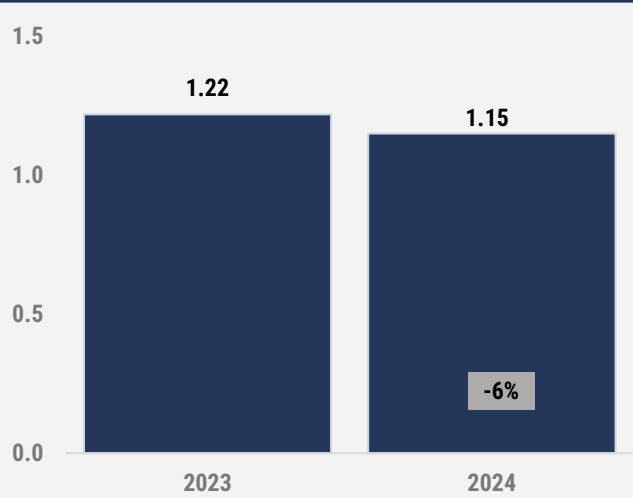


Lowest-Ranked Import Positions within the Largest-Value Segment

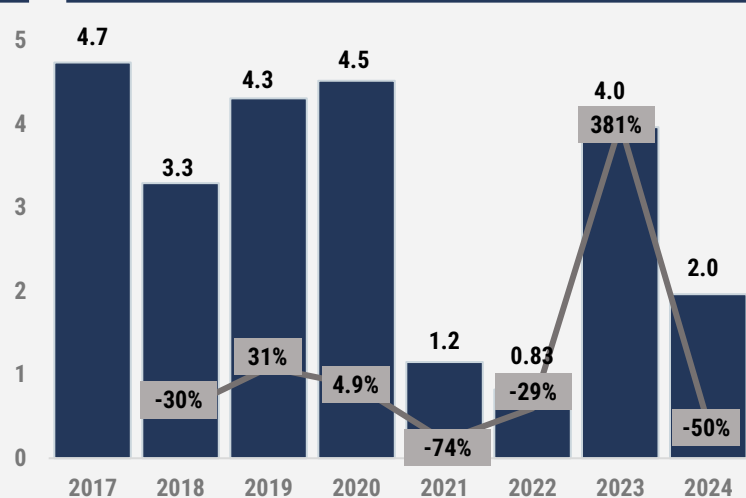
Category Scores for Import Potential Estimation

HS Code	Product Description	Imports in 10M 2024, Scores (0-10)	7Y CAGR 2017-2023, Scores (0-10)	Growth Rate in 10M 2024, Scores (0-10)	Total Quantity of Scores
842833	Continuous-action elevators and conveyors, for goods or materials, other than for underground use, belt type	0	0	0	0
020322	Meat of swine, hams, shoulders and cuts thereof with bone in, frozen	0	0	0	0
491110	Trade advertising material, commercial catalogs and the like	0	2	0	2
854231	Processors and controllers, electronic integrated circuits	0	2	1	3
841989	Machinery, plant or laboratory equipment for the treatment of material involving temperature change (except domestic machinery), others	0	0	4	4
210690	Food preparations others	0	5	0	5
841391	Parts of pumps for liquids	0	2	3	5
030366	Hake (merluccius spp., urophycis spp.), frozen	0	5	0	5
300490	Medicaments, in measured doses, etc. (excluding vaccines, etc., coated bandages etc. and pharmaceutical goods), others	0	0	5	5

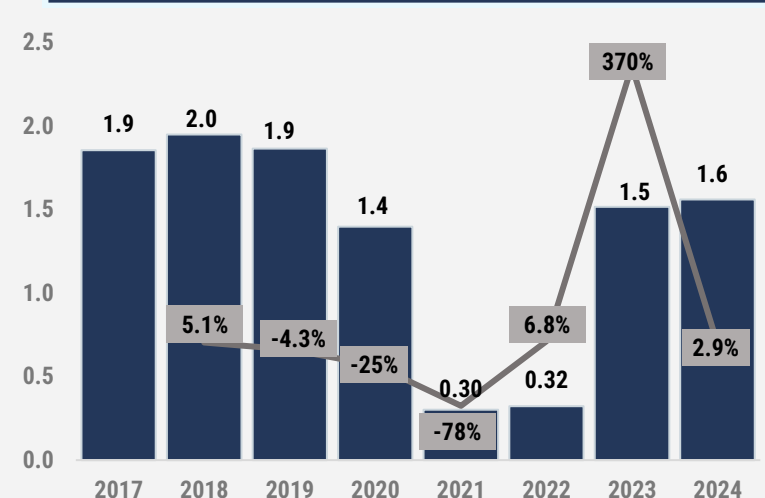
Imports Value of Meat of swine, hams, frozen, M\$



Imports Value Of Trade advertising material, commercial catalogs, M\$

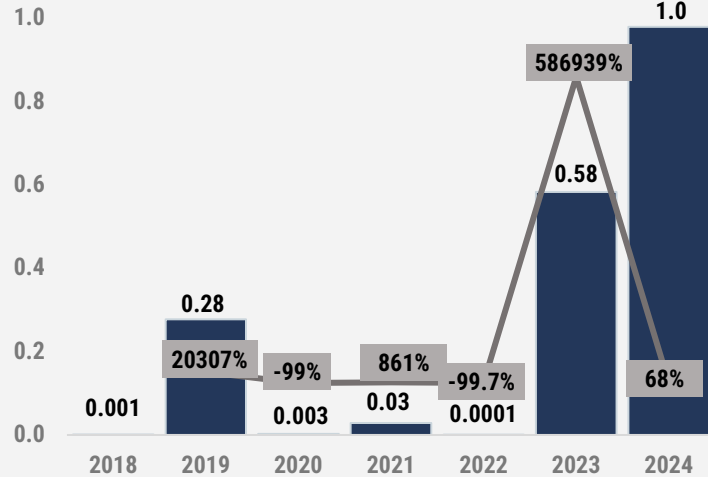


Imports Value of Processors and controllers, electronic integrated circuits, M\$

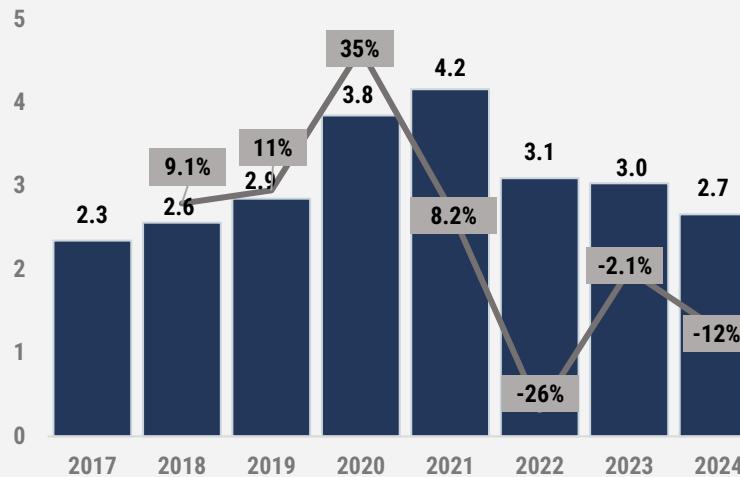


Lowest-Ranked Import Positions within the Largest-Value Segment

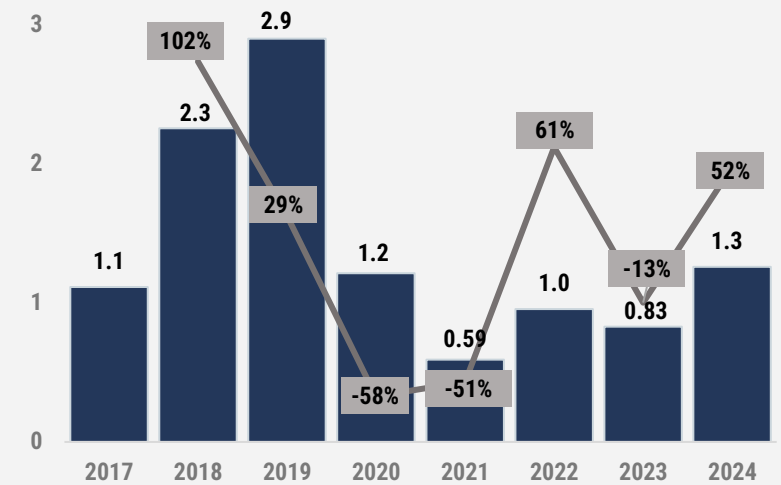
Imports Value of Machinery, plant or laboratory equipment for the treatment of material involving temperature change, others, M\$



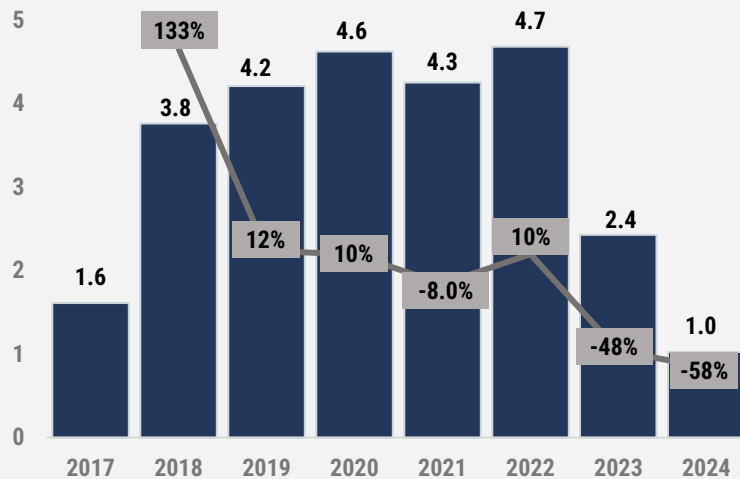
Imports Value of Food preparations others, M\$



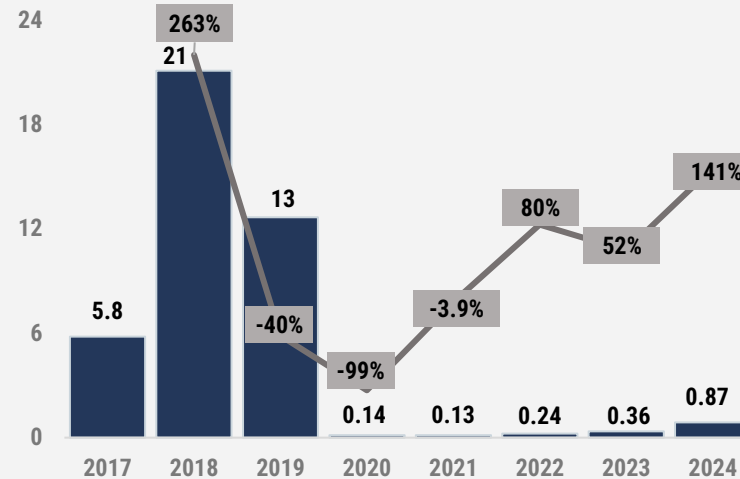
Imports Value of Parts of pumps for liquids, M\$



Imports Value of Hake, frozen, M\$

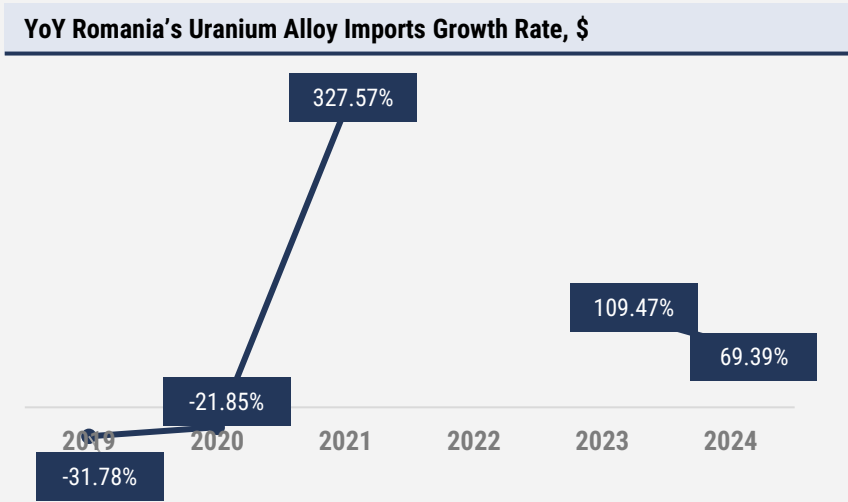
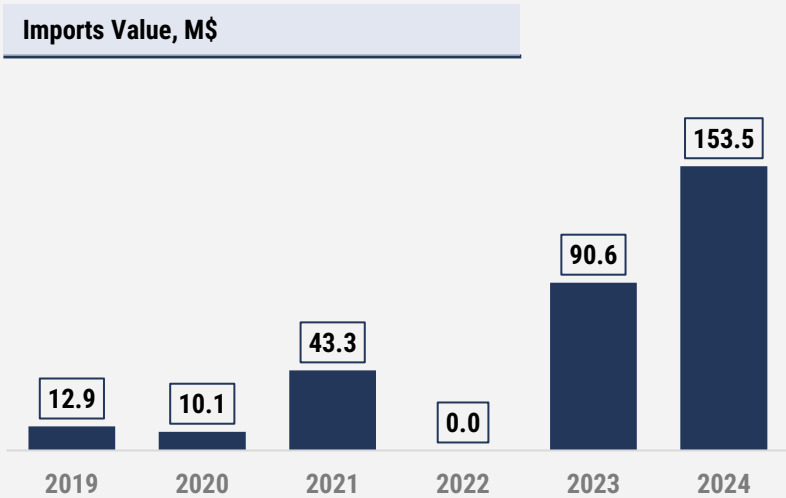
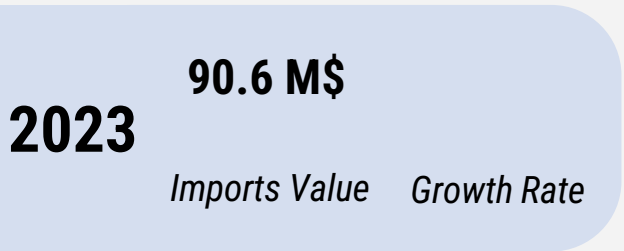
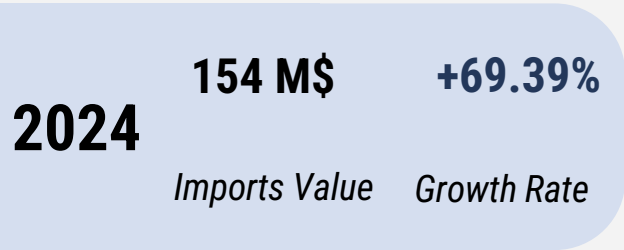


Imports Value of Medicaments, in measured doses, etc., others, M\$

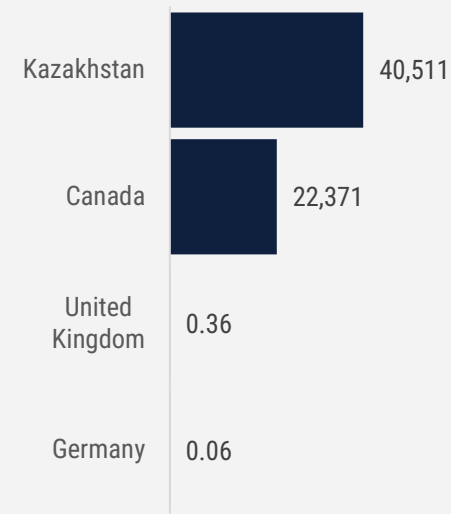


Uranium Alloy Market in Romania: Share of Canada's supplies

* Uranium alloys, mixtures containing natural uranium or natural uranium compounds (HS-code: 284410)



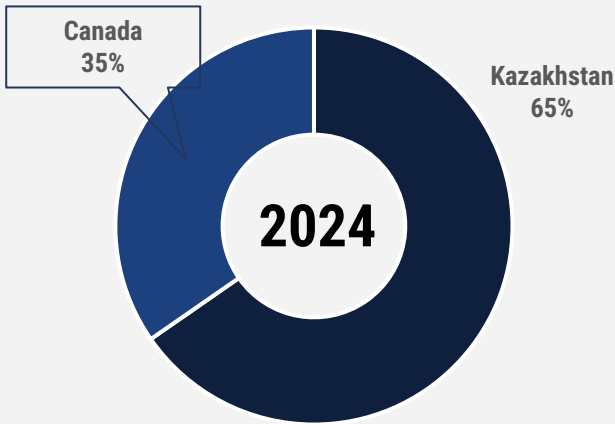
Suppliers Showing Growth: Growth in 2024 (K\$)



Suppliers Showing Decline: Decrease in 2024 (K\$)



Top-2 Exporting Countries in 2024, %



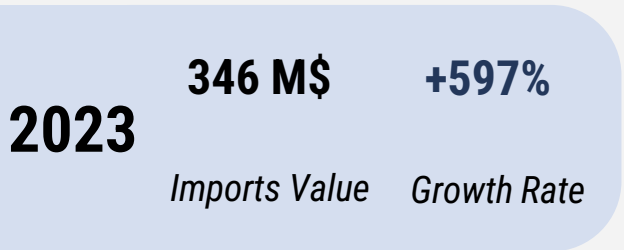
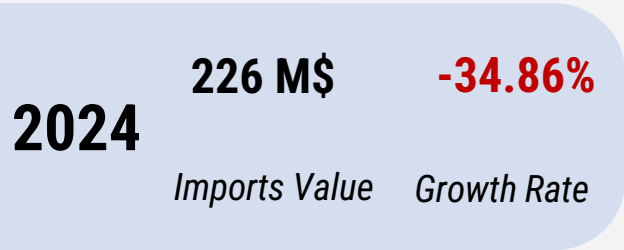
In 2024, supplies of **Uranium alloys, mixtures containing natural uranium or natural uranium compounds** from Canada to Romania increased by **40.51 K\$** compared to the previous year (+72.63%).

In value terms, Canada's share in total Romania's imports of **Uranium Alloys** rose slightly from **34.00%** in 2023 to **34.65%** in 2024.

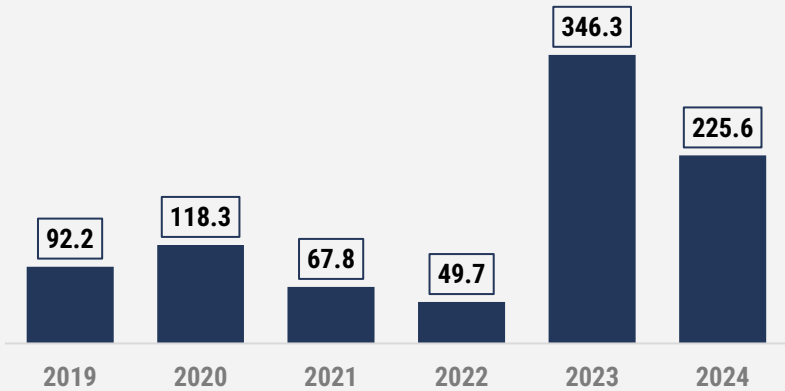
Canada ranked as Romania's 2nd -largest supplier of uranium alloys in 2024.

Aircraft Market in Romania: Share of Canada's supplies

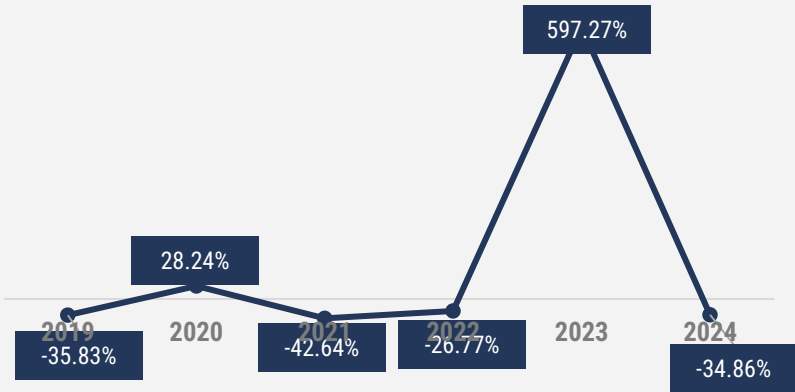
* Other aircraft (for example, helicopters, aeroplanes), other than those for personal use (HS-code: 8802)



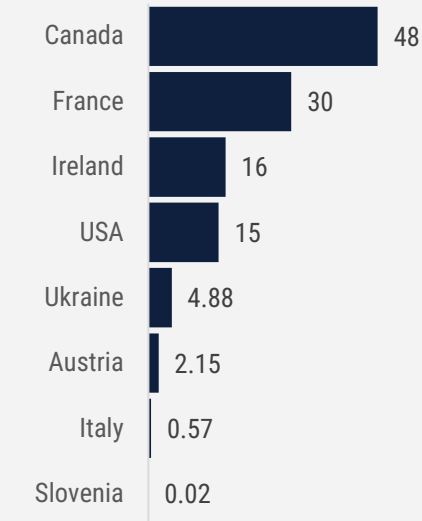
Imports Value, M\$



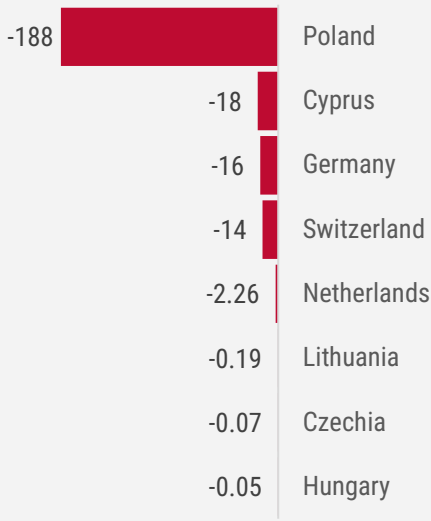
YoY Romania's Aircraft Imports Growth Rate, %



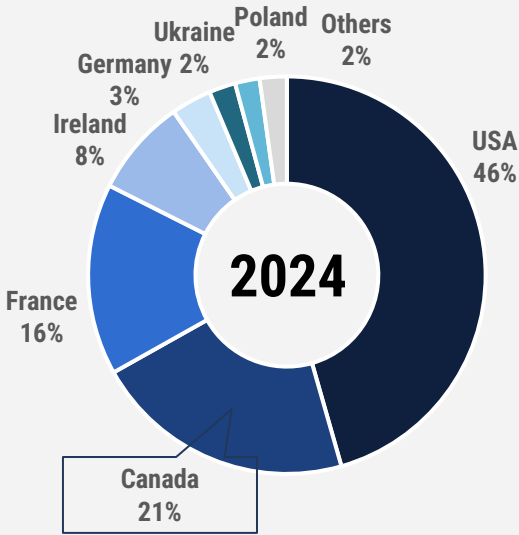
Top-8 Suppliers Showing Growth: Growth in 2024 (M\$)



Top-8 Suppliers Showing Decline: Decrease in 2024 (M\$)



Top-7 Exporting Countries in 2024, %

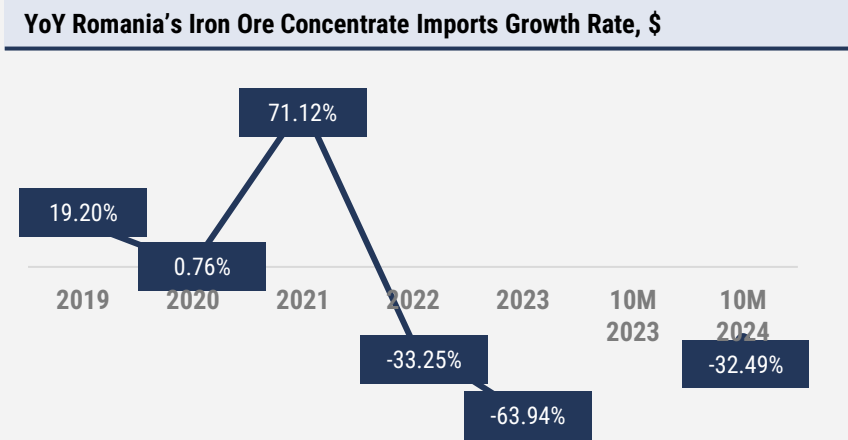
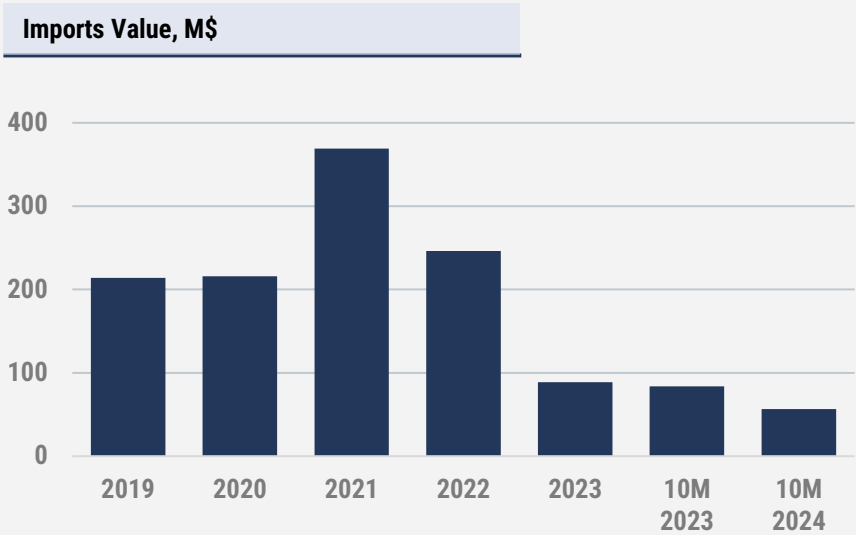
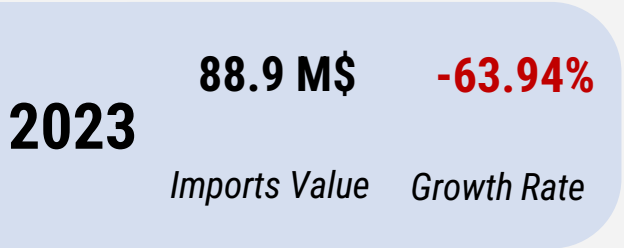
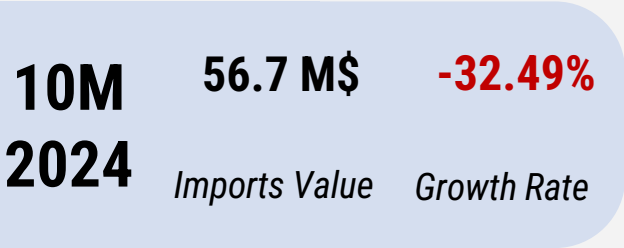


In 2024, Canada began to supply **Other aircraft (for example, helicopters, aeroplanes), other than those for personal use** to Romania, with imports totaling \$48.03 M for the year.

In the list of countries, exporting these products to Romania, Canada ranked 2nd in 2024.

Iron Ore Concentrate Market in Romania: Share of Canada's supplies

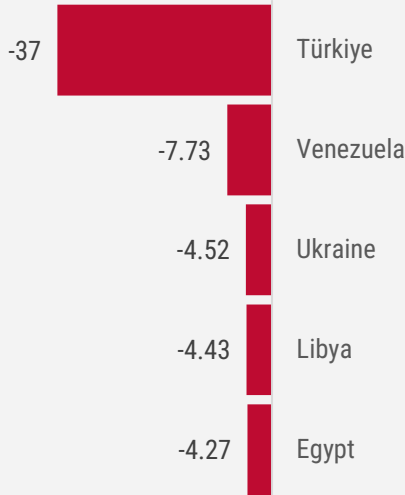
* Iron ore concentrates, non-agglomerated iron ores (HS-code: 260111)



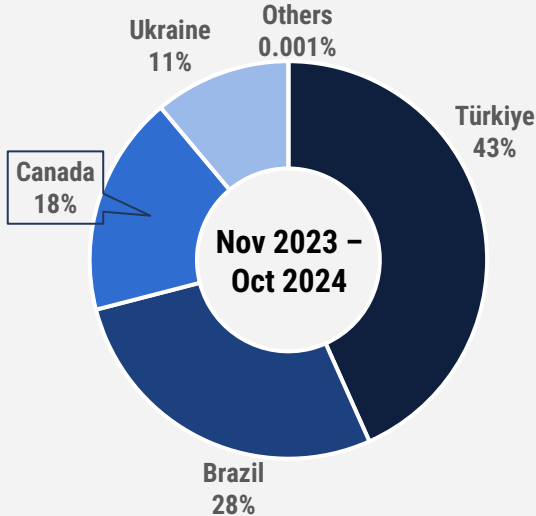
Suppliers Showing Growth: Growth in Nov 2023 – Oct 2024 (M\$)



Top-5 Suppliers Showing Decline: Decrease in Nov 2023 – Oct 2024 (M\$)



Top-4 Exporting Countries in 2024, \$



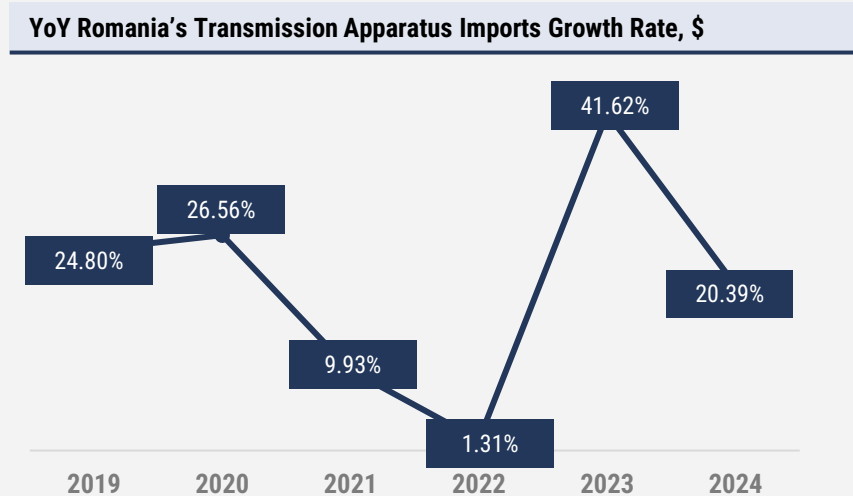
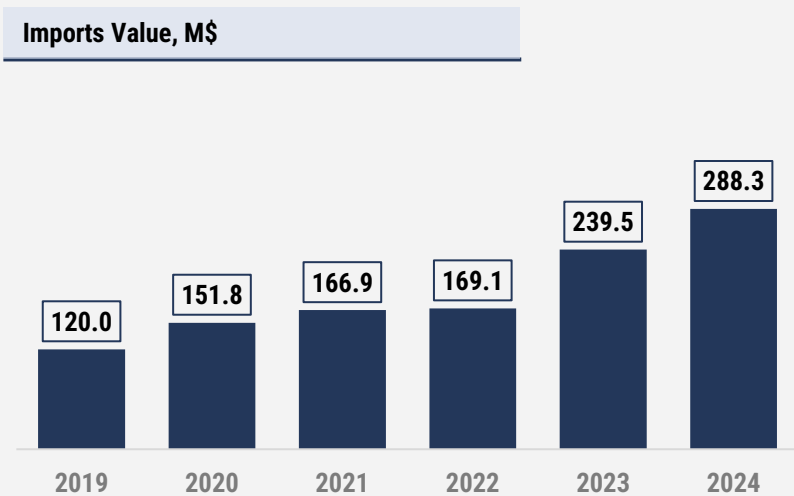
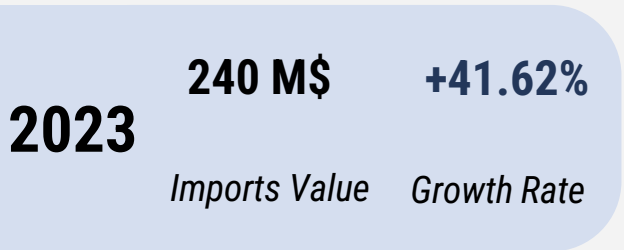
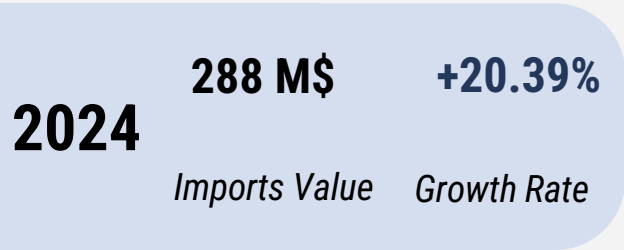
In 2024, Canada started to supply **Iron ore concentrates, non-agglomerated iron ores** to Romania, with imports totaling \$11.04 M for the year.

Canada represented nearly 18% of Romania's Iron Ore Concentrate Imports in 2024.

In the list of countries, exporting these products to Romania, Canada ranked 3rd in 2024.

Transmission Devices and Imaging Equipment Market in Romania

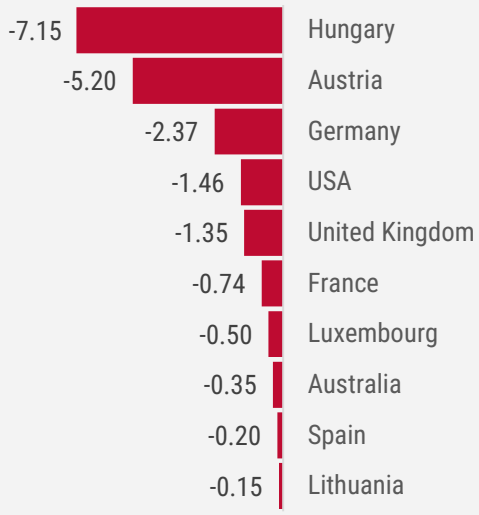
* Transmission apparatus for radio-broadcasting or television, digital cameras and video camera recorders (HS-code: 8525)



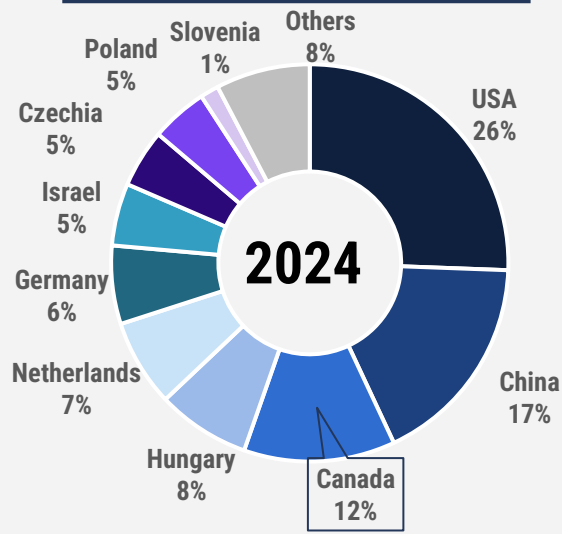
Top-10 Suppliers Showing Growth: Growth in 2024 (M\$)



Top-10 Suppliers Showing Decline: Decline in 2024 (M\$)



Top-10 Exporting Countries in 2024, %



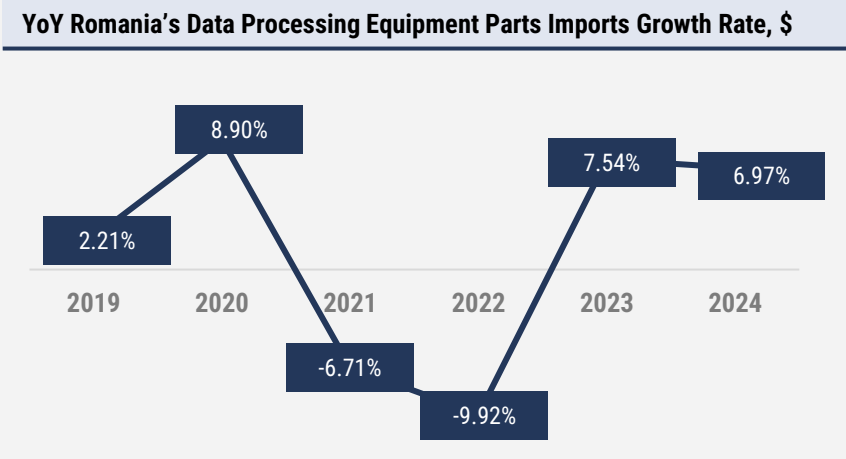
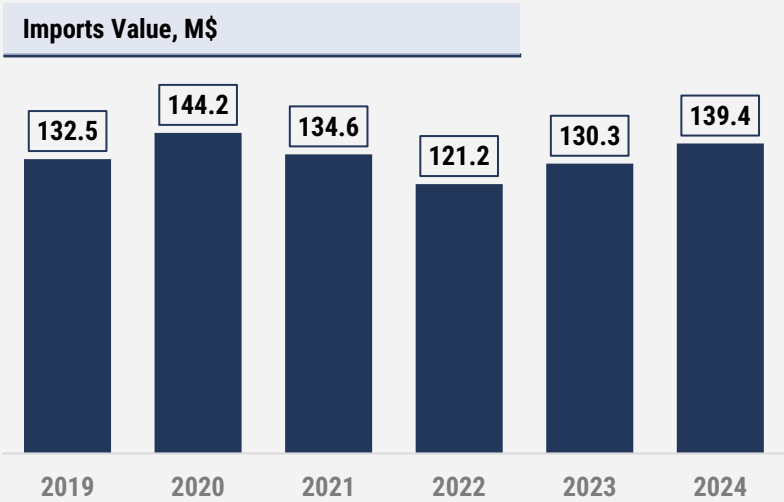
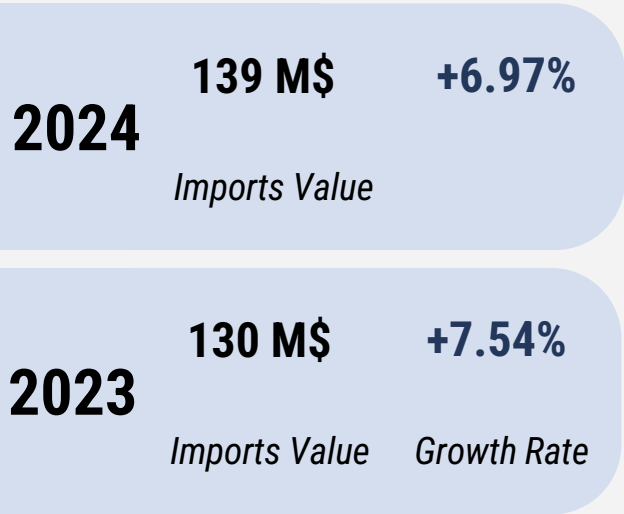
In 2024, supplies of **Transmission apparatus for radio-broadcasting or television, digital cameras and video camera recorders** from Canada to Romania increased by **33.47 M\$** compared to the previous year (+1 624%).

In value terms, Canada's share in total Romania's imports of **Transmission apparatus** rose significantly from **0.86%** in 2023 to **12.32%** in 2024.

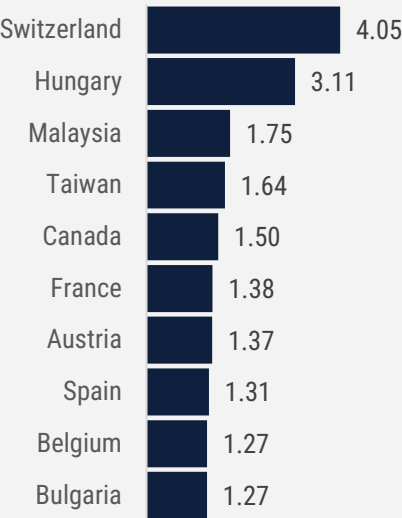
Canada ranked as Romania's 3rd -largest supplier of transmission apparatus in 2024.

Data Processing Equipment Parts Market in Romania

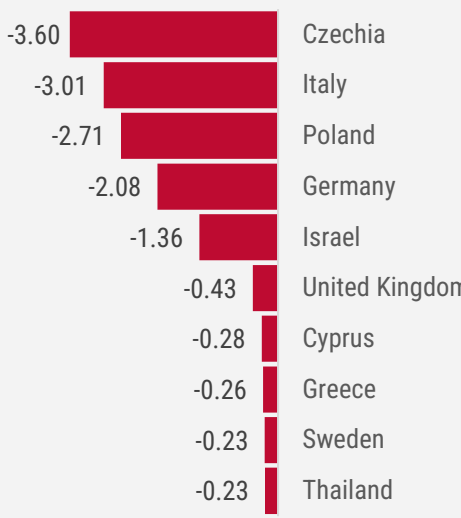
* Parts and accessories for automatic data processing machines and units thereof, others (HS-code: 847330)



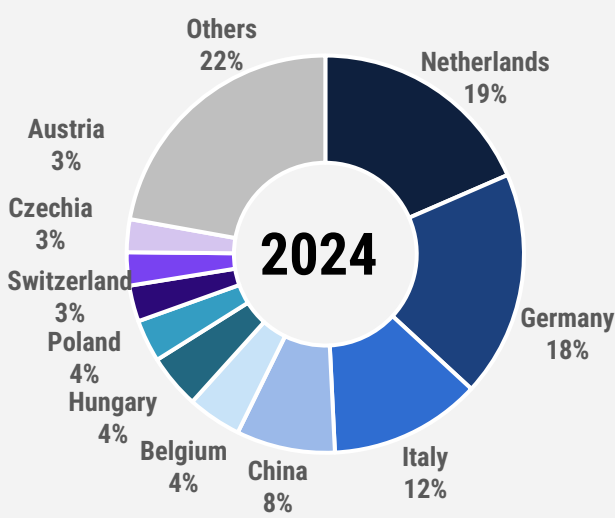
Top-10 Suppliers Showing Growth: Growth in 2024 (M\$)



Top-10 Suppliers Showing Decline: Decline in 2024 (M\$)



Top-8 Exporting Countries in 2024, %



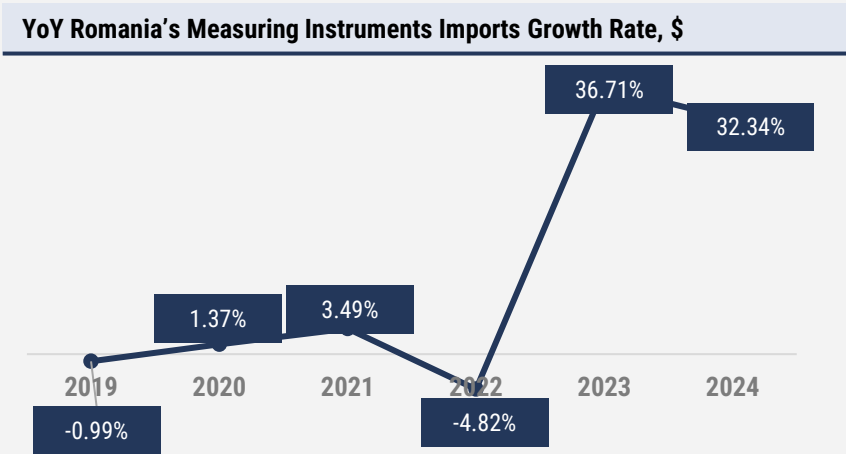
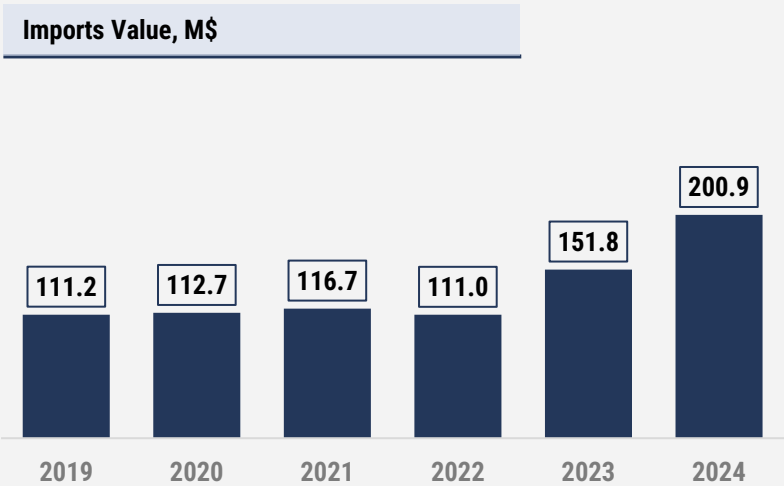
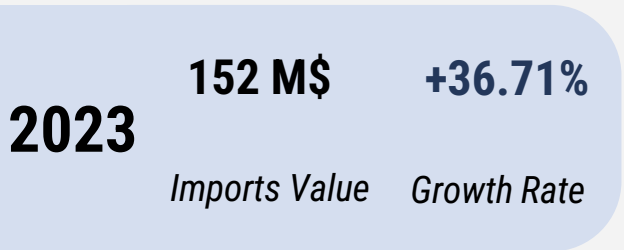
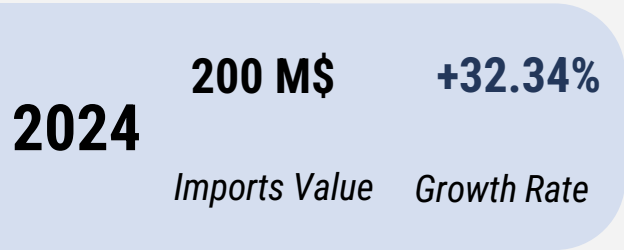
In 2024, supplies of **Parts and accessories for automatic data processing machines and units thereof (others)** from Canada to Romania increased by **1.50 M\$** compared to the previous year (+185%).

In value terms, Canada's share in total Romania's imports of **Parts and accessories for automatic data processing machines** rose significantly from **0.62%** in 2023 to **1.66%** in 2024.

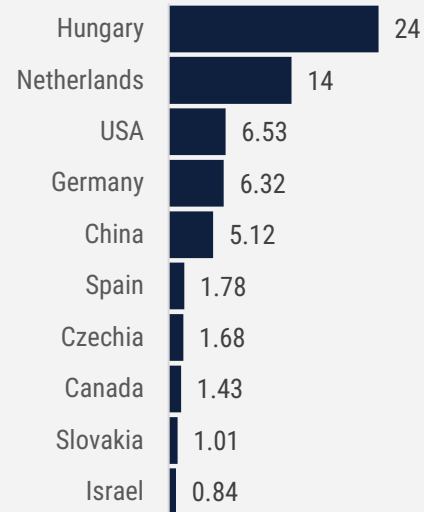
Canada ranked as Romania's 18th -largest supplier of **Parts and accessories for automatic data processing machines** in 2024.

Measuring Instruments Market in Romania: Share of Canada's supplies

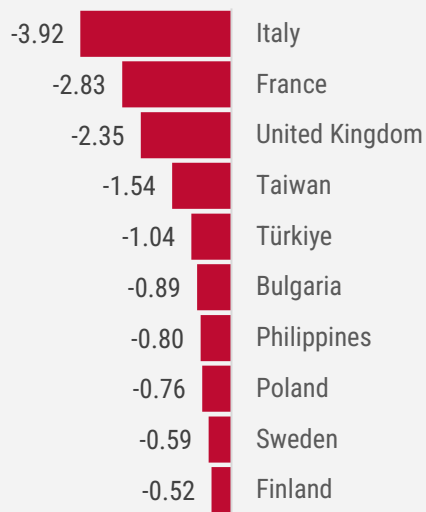
* Measuring or checking instruments, others (HS-code: 903180)



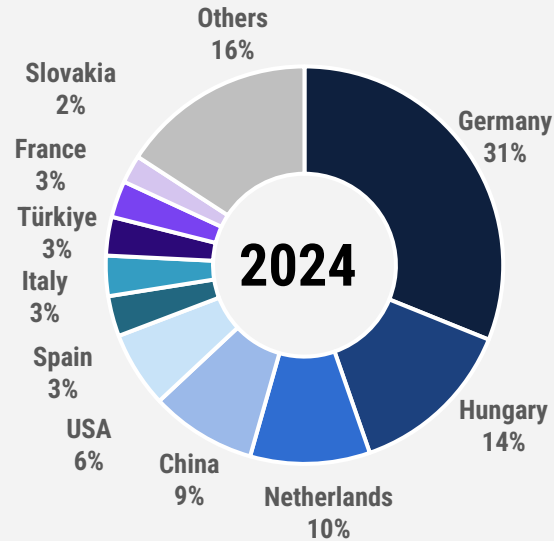
Top-10 Suppliers Showing Growth: Growth in 2024 (M\$)



Top-10 Suppliers Showing Decline: Decline in 2024 (M\$)



Top-10 Exporting Countries in 2024, %



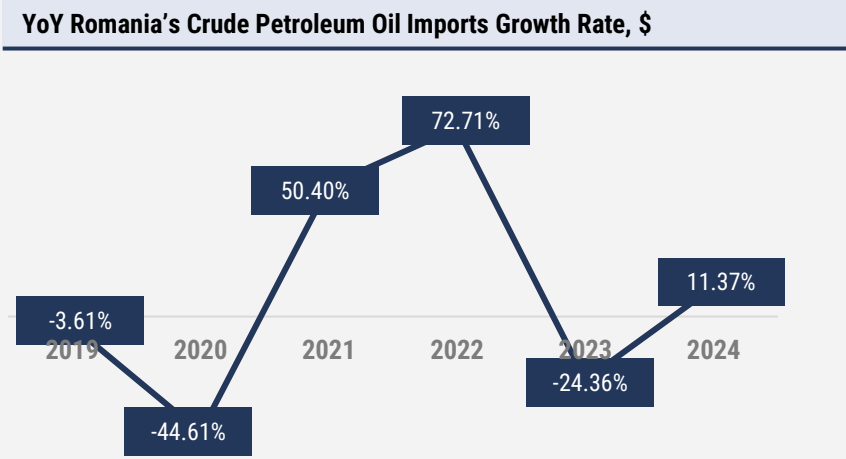
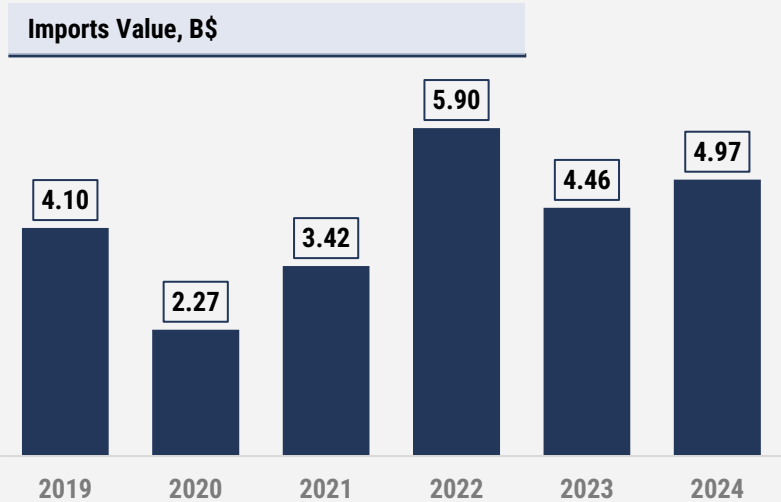
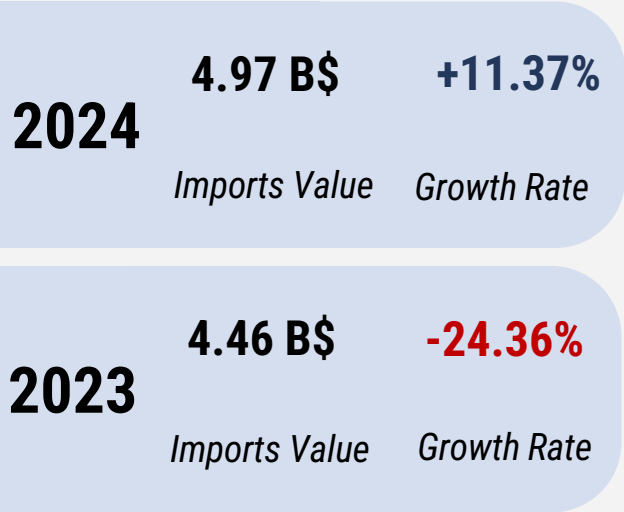
In 2024, supplies of **Measuring or checking instruments (others)** from Canada to Romania increased by **1.43 M\$** compared to the previous year (+80.33%).

In value terms, Canada's share in total Romania's imports of **Measuring or checking instruments** rose notably from **1.17%** in 2023 to **1.59%** in 2024.

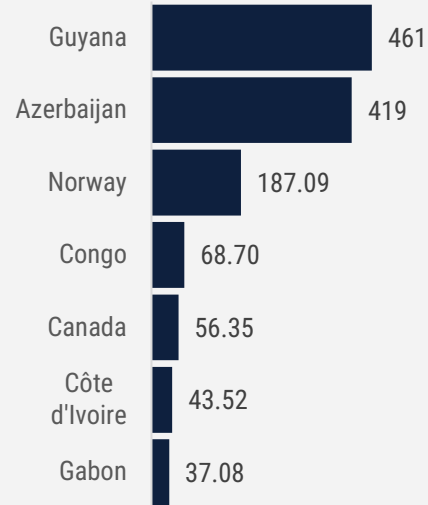
Canada ranked as Romania's 12th-largest supplier of these instruments in 2024.

Crude Petroleum Oil Market in Romania: Share of Canada's supplies

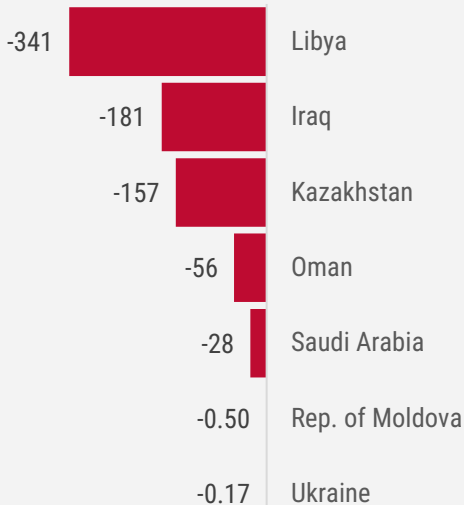
* Petroleum oils, oils from bituminous minerals, crude (HS-code: 270900)



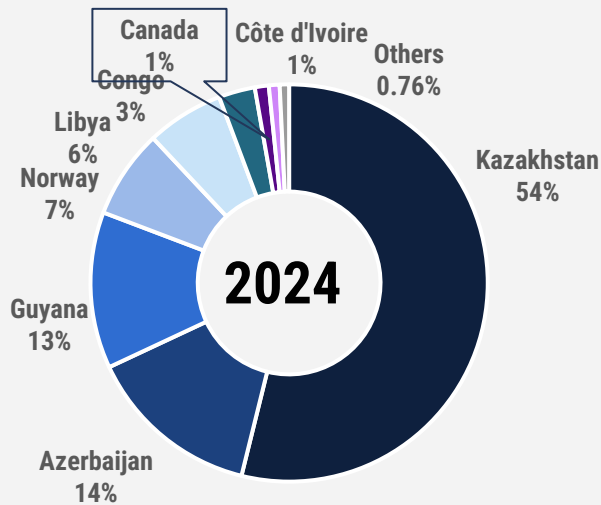
Top-7 Suppliers Showing Growth: Growth in 2024 (M\$)



Top-7 Suppliers Showing Decline: Decline in 2024 (M\$)



Top-8 Exporting Countries in 2024, %



In 2024, Canada started to supply **Petroleum oils, oils from bituminous minerals, crude** to Romania, with imports totaling \$56.35 M for the year.

Canada represented approximately 1.13% of Romania's Iron Ore Concentrate Imports in 2024.

In the list of countries, exporting these products to Romania, Canada ranked 7th in 2024.

2

**Champion-Value Segment:
from 290 K\$ – 875 K\$ per
one product**

Imported Goods from Canada to Romania with 290 – 875 K\$ Imports Value

* Product Categories Ranked 26– 50 by the size of Import Value (out of 2 110 goods traded in 2024)

Rank by Imports value In 2024	HS Code	Product Description	2017, K\$	2018, K\$	2019, K\$	2020, K\$	2021, K\$	2022, K\$	2023, K\$	2024, K\$	Growth Rate in 2024	8Y CAGR, 2017-2024	Share in total imports in 2024
26	853190	Parts of visual signaling apparatus, others	327	50	5	63	97	22	941	835	-11.32%	12.42%	0.32%
27	020329	Meat of swine, others, frozen	0	0	0	0	0	0	226	726	221%	n/a	0.28%
28	851762	Machines for the reception, conversion and transmission or regeneration of voice	171	1020	246	534	263	509	664	691	4.02%	19.03%	0.26%
29	903039	Instruments for measuring voltage, others	0	94	0	199	51	124	19	587	3012%	n/a	0.22%
30	854233	Amplifiers, electronic integrated circuits	2.6	35	0	0.62	9.5	8.1	15	575	3703%	96.56%	0.22%
31	853110	Burglar or fire alarms and similar apparatus	372	11	1.4	21	52	2.5	137	572	317%	5.53%	0.22%
32	902690	Parts for instruments for measuring the flow, level, pressure or other variables of liquids or gases, others	2.0	19	50	26	19	25	989	555	-43.87%	102%	0.21%
33	853710	Boards, panels, consoles, <1,000 v	65	25	55	122	246	389	520	554	6.42%	30.77%	0.21%
34	842139	Filtering or purifying machinery for gases, others	22	12	165	76	5.6	96	152	496	227%	47.81%	0.19%
35	071340	Lentils, dried shelled, including seed	100	48	68	149	0	0	490	471	-3.88%	21.33%	0.18%
36	843143	Parts for boring or sinking machinery, others	1365	1953	944	2736	719	292	720	470	-34.71%	-12.46%	0.18%
37	400911	Tubes, pipes, of vulcanized rubber, without fittings	0	11	0	0	0	18	0.88	467	53127%	146%	0.18%
38	030391	Livers, roes and milt, frozen	116	39	33	0	0	744	489	450	-8.17%	18.42%	0.17%
39	640199	Footwear with bonded outer soles and uppers of rubber or plastics others, not covering the ankle	0	0	0	0	921	3.3	0	436	n/a	n/a	0.17%
40	382219	Reagents, n.e.c. in item 3822.1	0	0	0	0	0	296	335	420	25.47%	n/a	0.16%
41	841290	Parts for engines and motors, others	510	206	299	281	133	23	706	411	-41.81%	-2.66%	0.16%
42	731815	Threaded screws and bolts others, of iron or steel	82	136	109	100	134	430	324	371	14.55%	20.83%	0.14%
43	870323	Passenger motor vehicles with spark-ignition reciprocating piston engine, 1,500 – 3,000 cc	165	364	111	778	1047	1223	641	361	-43.73%	10.29%	0.14%
44	854370	Electrical machines, having individual functions, others	100	132	54	212	119	238	307	357	16.38%	17.20%	0.14%
45	880730	Parts of aeroplanes, n.e.c. in heading no. 8807	0	0	0	0	0	244	447	321	-28.27%	n/a	0.12%
46	902590	Parts for hydrometers, thermometers, pyrometers	0.53	0.53	1.51	1.11	0.31	9.1	392	316	-19.29%	122%	0.12%
47	480100	Newsprint, in rolls or sheets	27	0	0	0	0	0	328	316	-3.62%	36.17%	0.12%
48	848690	Machines of a kind used for the manufacture of semiconductor boules or wafers	0	0	0	0	0	0	0	306	n/a	n/a	0.12%
49	847130	Portable data processing machines, < 10 kg	4.3	3.0	14	13	423	136	260	306	17.64%	70.58%	0.12%
50	853669	Electrical plugs and sockets, < 1,000 v	21	127	214	84	51	59	132	292	121%	38.99%	0.11%

...Exceed 4.43% of total Romania's imports from Canada

This **group** with imports value of more than 290 and less than 875 K\$ (under 6-digit HS classification) represent **4.43%** of Romania's imports from Canada, reaching nearly **\$11.66 million** in 2024.

This Group is dominated by the following product categories:

- **Electrical Machinery, Electronic Components and Their Parts: These accounted for \$5.2 million, accounting for 1.97% of total imports from Canada to Romania:**
 - Machines for the reception, conversion and transmission or regeneration of voice, images or other data, including switching and routing apparatus
 - Portable automatic data processing machines, weight not more than 10 kg, consisting of at least a central processing unit, keyboard & a display
 - Instruments and apparatus for measuring or checking voltage, current, resistance or power, without a recording device (excluding multimeters), others
 - Filtering or purifying machinery and apparatus for gases, others
 - Electrical machines and apparatus, having individual functions, others
 - Machines and apparatus of a kind used for the manufacture of semiconductor boules or wafers, etc, parts and accessories
 - Amplifiers, electronic integrated circuits
 - Parts and accessories for instruments and apparatus for measuring or checking the flow, level, pressure or other variables of liquids or gases, others
 - Parts of electric sound or visual signaling apparatus, others
 - Parts for boring or sinking machinery, others
- **Offal: Totalling nearly \$1.2 million in 2024, representing 0.45% of Romania's imports from Canada:**
 - Livers, roes and milt, frozen
 - Meat of swine, others, frozen
- **Aircraft, Vehicles, and their Parts: Amounting to nearly \$1.1 million, accounting for approximately 0.42% of Romania's imports from Canada:**
 - Aircraft and spacecraft; parts of aeroplanes, helicopters or unmanned aircraft n.e.c. in heading no. 8807
 - Passenger motor vehicles with spark-ignition internal combustion reciprocating piston engine, cylinder capacity over 1,500 cc but not over 3,000 cc
 - Parts for engines and motors, others
- Other Product Categories include: **Waterproof Footwear, Reagents, Threaded Screws and Bolts, Parts for Hydrometers and Similar Floating Instruments, Newsprint.**

Most Growing Import Positions Within Champion-Value Segment

Out of the positions of the 2nd group, three positions – 1) **Tubes, pipes and hoses, of vulcanized rubber, without fittings**; 2) **Amplifiers, electronic integrated circuits**, 3) **Electrical plugs and sockets for a voltage not exceeding 1,000 v**, 4) **Threaded screws and bolts others, with or without their nuts or washers, of iron or steel** – stand out as showing the most significant growths in long-term (2017 – 2024). Furthermore, these categories demonstrated remarkable increases in 2024, growing by more than 14% compared to the previous year.

Goods with highest short-term growth of imports in 2024

HS Code	Product Description	Imports in 2024, K\$	Growth Rate in 2024 (\$), %
400911	Tubes, pipes and hoses, of vulcanized rubber, without fittings	467	53127%
854233	Amplifiers, electronic integrated circuits	575	3703%
903039	Instruments and apparatus for measuring or checking voltage, current, resistance or power, without a recording device (excluding multimeters), others	587	301%
853110	Burglar or fire alarms and similar apparatus	572	317%
842139	Filtering or purifying machinery and apparatus for gases, others	496	227%
020329	Meat of swine, others, frozen	726	221%
853669	Electrical plugs and sockets for a voltage not exceeding 1,000 v	292	121%
382219	Reagents, n.e.c. in item 3822.1	420	25.47%
847130	Portable automatic data processing machines, weight not more than 10 kg, consisting of at least a central processing unit, keyboard & a display	306	17.64%
854370	Electrical machines and apparatus, having individual functions, others	357	16.38%
731815	Threaded screws and bolts others, with or without their nuts or washers, of iron or steel	371	14.55%

Goods with highest long-term growth of imports

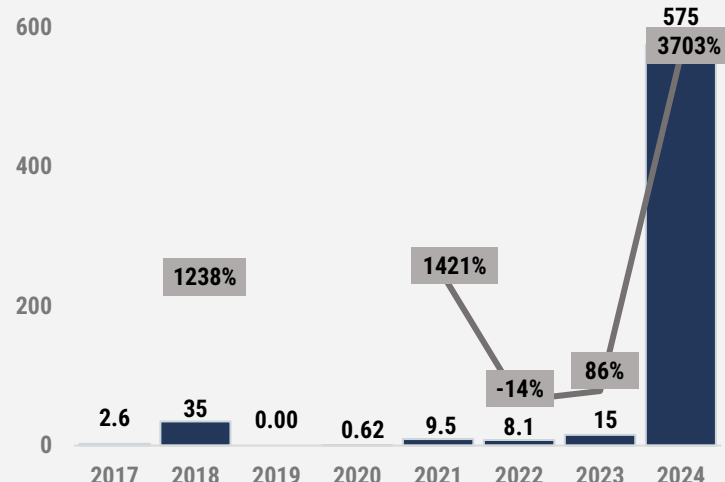
HS Code	Product Description	Imports in 2024, K\$	8Y CAGR, 2017-2024 (\$), %
400911	Tubes, pipes and hoses, of vulcanized rubber, except hard rubber, without fittings	467	146%
902590	Parts and accessories for hydrometers and similar floating instruments, thermometers, pyrometers, barometers, hygrometers and psychrometers	316	122%
902690	Parts and accessories for instruments and apparatus for measuring or checking the flow, level, pressure or other variables of liquids or gases, others	555	102%
854233	Amplifiers, electronic integrated circuits	575	96.56%
847130	Portable automatic data processing machines, weight not more than 10 kg, consisting of at least a central processing unit, keyboard & a display	306	70.58%
842139	Filtering or purifying machinery for gases, others	496	47.81%
853669	Electrical plugs and sockets, <1,000 v	292	38.99%
480100	Newsprint, in rolls or sheets	316	36.17%
853710	Boards, panels, consoles, etc. with electrical apparatus, < 1,000 v	554	30.77%
071340	Lentils, dried shelled, including seed	471	21.33%
731815	Threaded screws and bolts others, with or without their nuts or washers, of iron or steel	371	20.83%

Top-6 Positions with the Highest Increase of Imports in Short-term

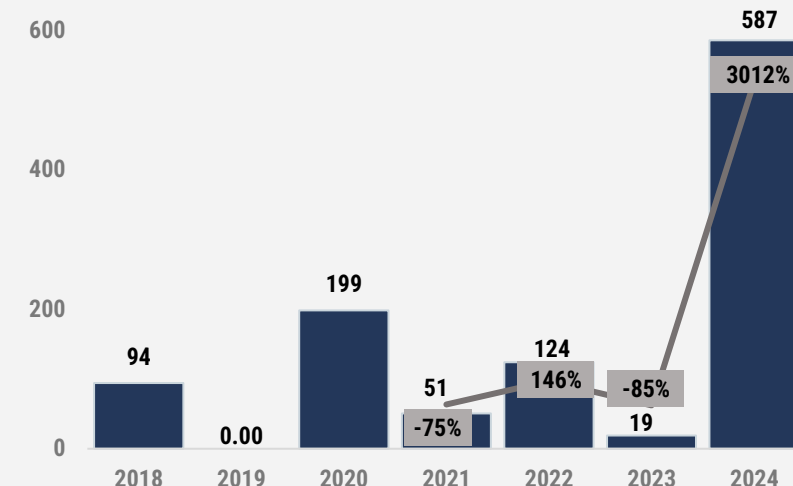
Imports Value of Tubes, pipes and hoses, of vulcanized rubber, without fittings, K\$



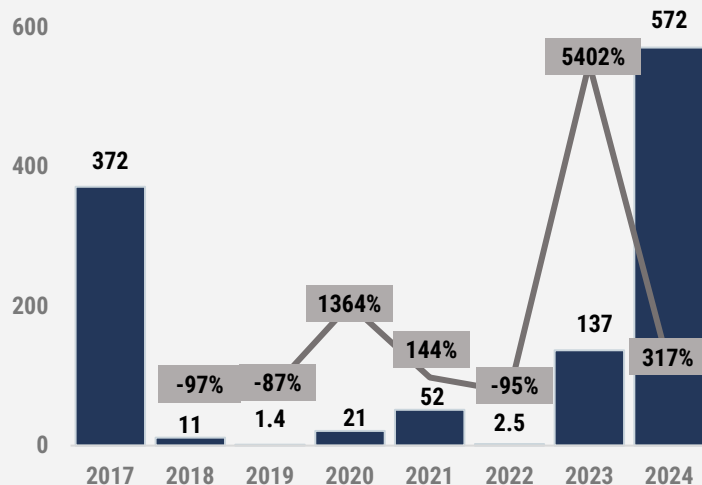
Imports Value of Amplifiers, electronic integrated circuits, K\$



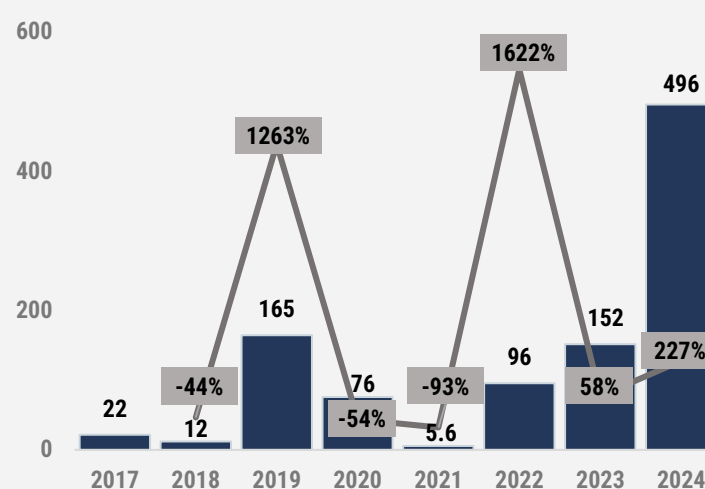
Imports Value of Instruments checking voltage, current, resistance or power, without a recording device, others, K\$



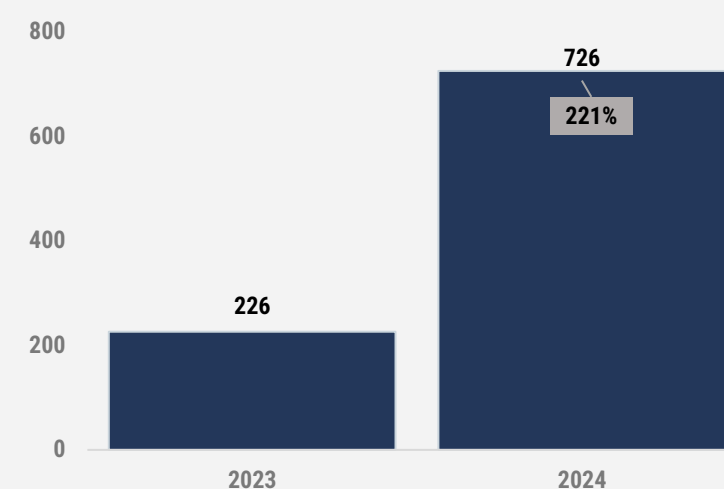
Imports Value of Burglar or fire alarms and similar apparatus, K\$



Imports Value of Filtering machinery for gases, others, K\$

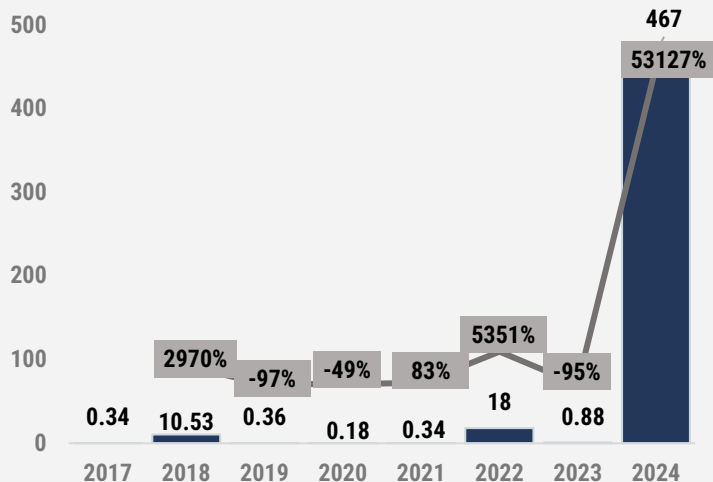


Imports Value of Meat of swine, others, frozen, M\$

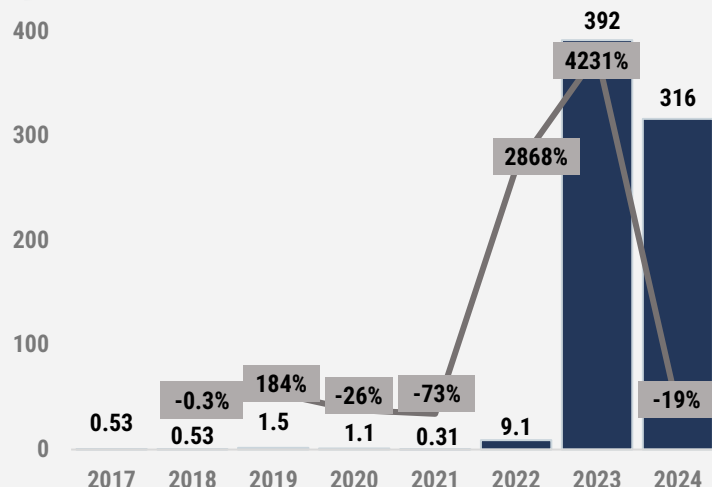


Top-6 Positions with the Highest Increase of Imports in Long-term

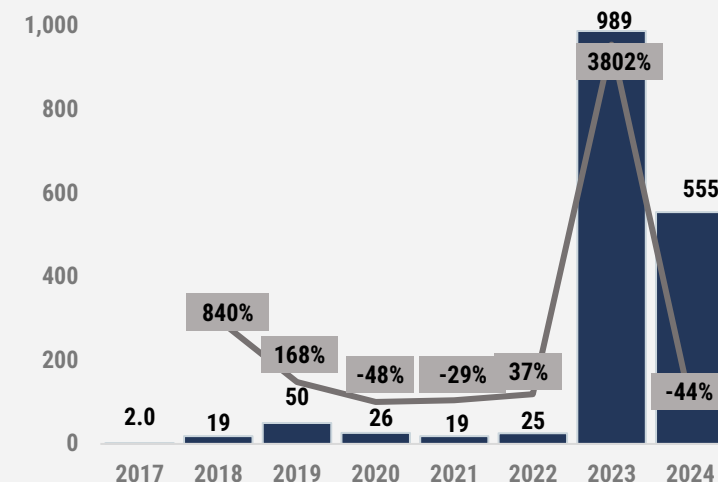
Imports Value of Tubes, pipes and hoses, of vulcanized rubber, without fittings, K\$



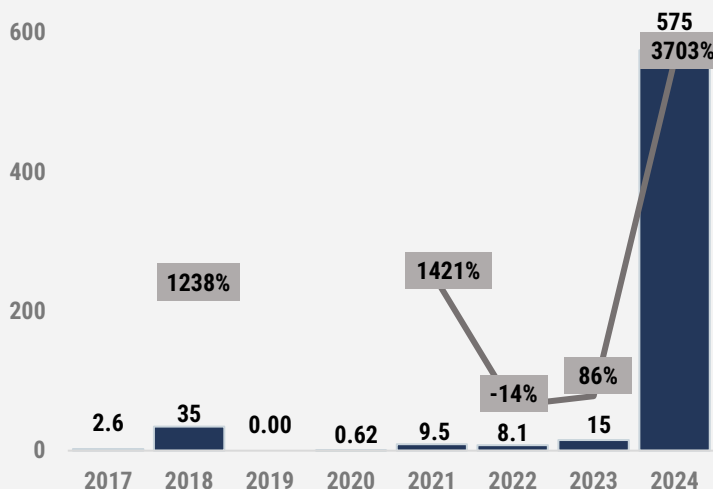
Imports Value of Parts for hydrometers, thermometers, pyrometers, barometers, hygrometers and psychrometers, K\$



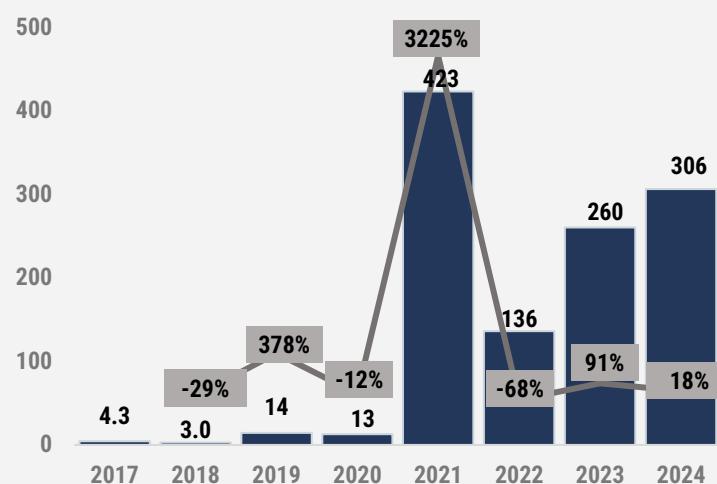
Imports Value of Parts for instruments for measuring the flow, level, pressure or other variables of liquids or gases, others, K\$



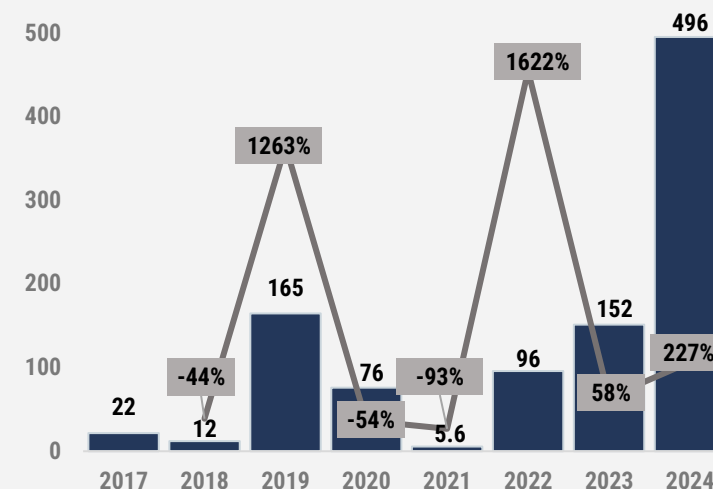
Imports Value of Amplifiers, electronic integrated circuits, K\$



Imports Value of Portable data processing machines, <10 kg, K\$



Imports Value of Filtering machinery for gases, others, K\$



Most Declining Import Positions Within Champion-Value Segment

Out of the positions of the Champion-Value segment, **1) Parts for engines and motors, others;** and **2) Parts for boring or sinking machinery (others)** have shown a significant decline in imports values across all the periods considered (in 2024 and 2017 – 2024).

Goods with highest short-term decrease of imports in 2024

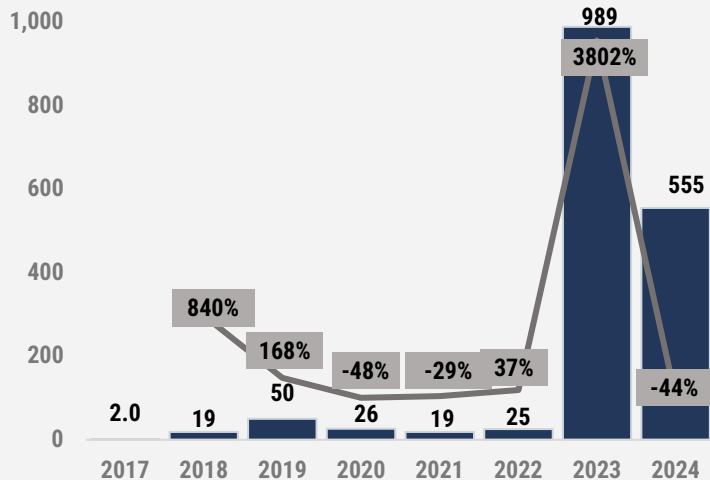
HS Code	Product Description	Imports in 2024, K\$	Growth Rate in 2024 (\$), %
902690	Parts and accessories for instruments and apparatus for measuring or checking the flow, level, pressure or other variables of liquids or gases, others	555	-43.87%
870323	Passenger motor vehicles with spark-ignition internal combustion reciprocating piston engine, cylinder capacity over 1,500 cc but not over 3,000 cc	361	-43.73%
841290	Parts for engines and motors, others	411	-41.81%
843143	Parts for boring or sinking machinery, others	470	-34.71%
880730	Aircraft and spacecraft; parts of aeroplanes, helicopters or unmanned aircraft n.e.c. in heading no. 8807	321	-28.27%
902590	Parts and accessories for hydrometers and similar floating instruments, thermometers, pyrometers, barometers, hygrometers and psychrometers	316	-19.29%
853190	Parts of electric sound or visual signaling apparatus, others	835	-11.32%
030391	Livers, roes and milt, frozen	450	-8.17%
071340	Lentils, dried shelled, including seed	471	-3.88%
480100	Newsprint, in rolls or sheets	316	-3.62%

Goods with highest long-term decrease of imports

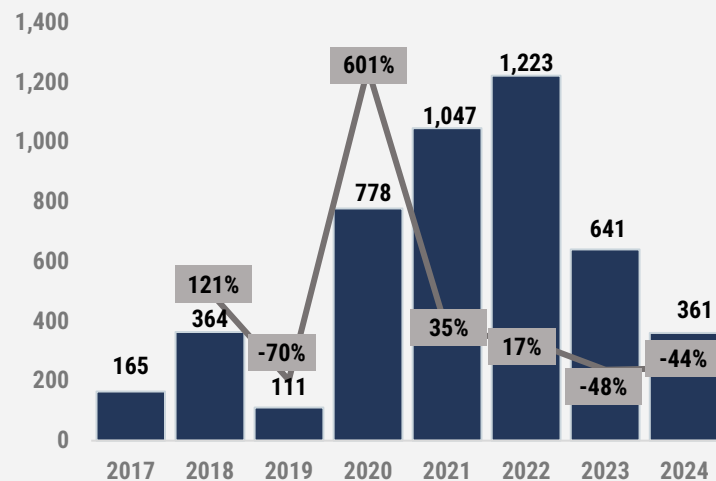
HS Code	Product Description	Imports in 2024, K\$	8Y CAGR, 2017-2024 (\$), %
843143	Parts for boring or sinking machinery, others	470	-12.46%
841290	Parts for engines and motors, others	411	-2.66%

Top-6 Positions with the Highest **Decrease** of Imports in Short-term

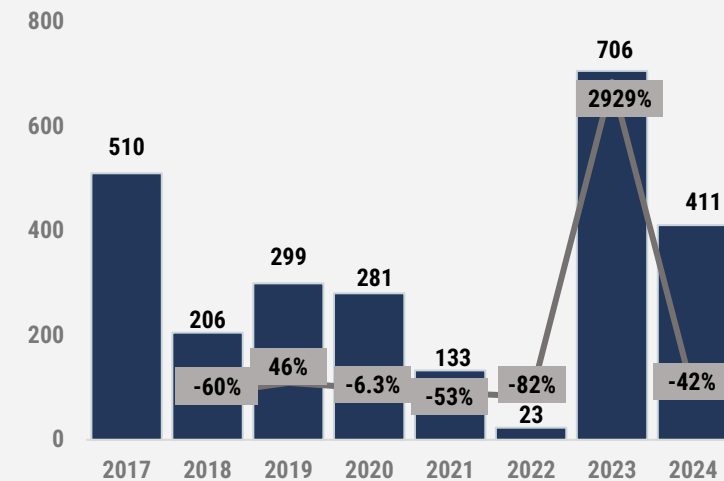
Imports Value of Parts for instruments for measuring the flow, level, pressure or other variables of liquids or gases, others, K\$



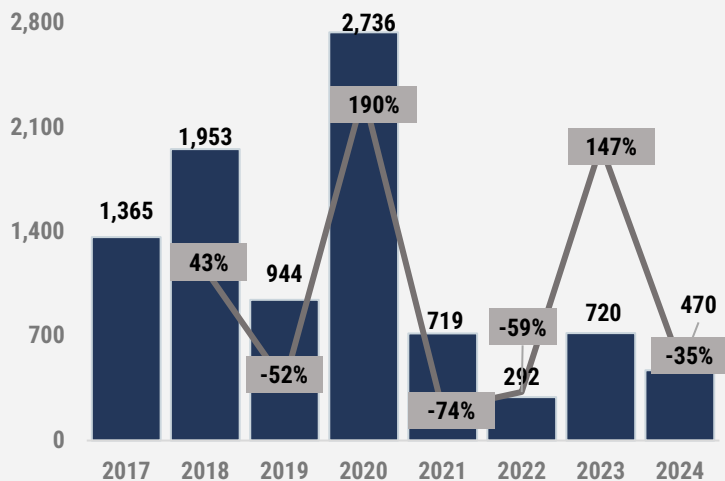
Imports Value of Passenger motor vehicles with spark-ignition reciprocating piston engine, 1,500 – 3,000 cc, K\$



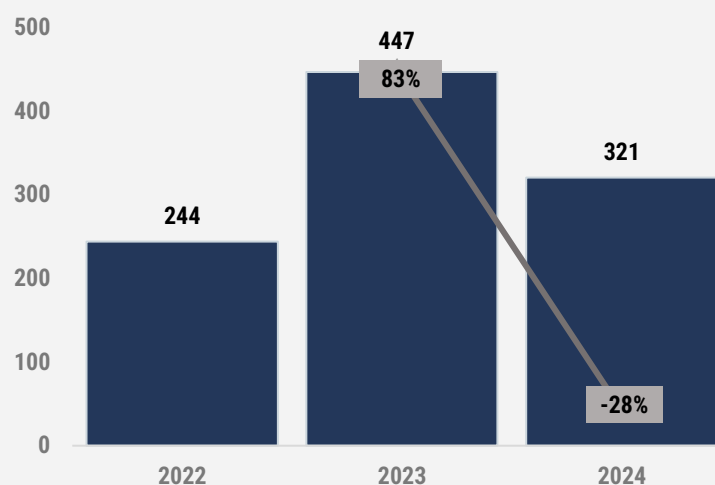
Imports Value of Parts for engines and motors, others, K\$



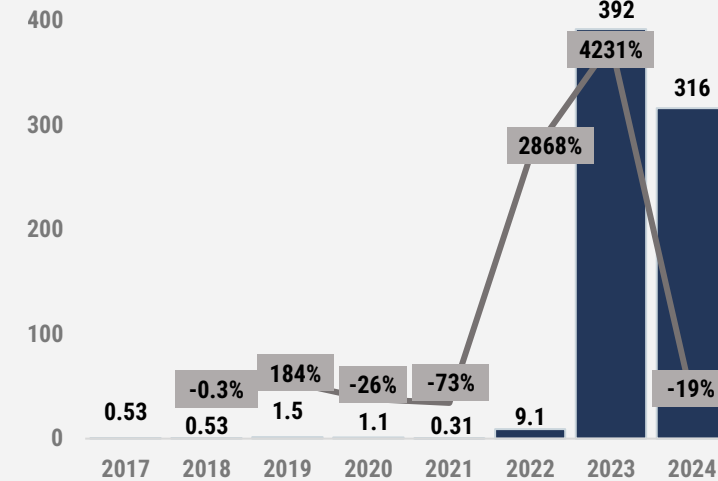
Imports Value of Parts for boring or sinking machinery, others, K\$



Imports Value of Parts of Aeroplanes n.e.c. in heading no. 8807, K\$

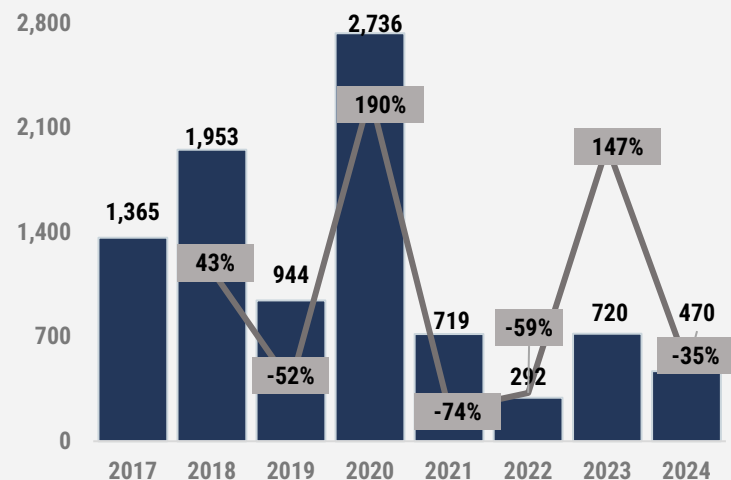


Imports Value of Parts for hydrometers, thermometers, pyrometers, K\$

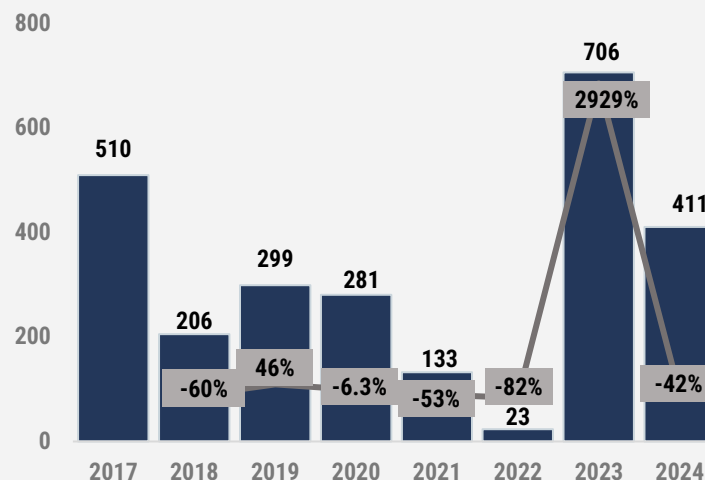


Positions with the Highest **Decrease** of Imports in Long-term

Imports Value of Parts for boring or sinking machinery, others, K\$



Imports Value of Parts for engines and motors, others, K\$



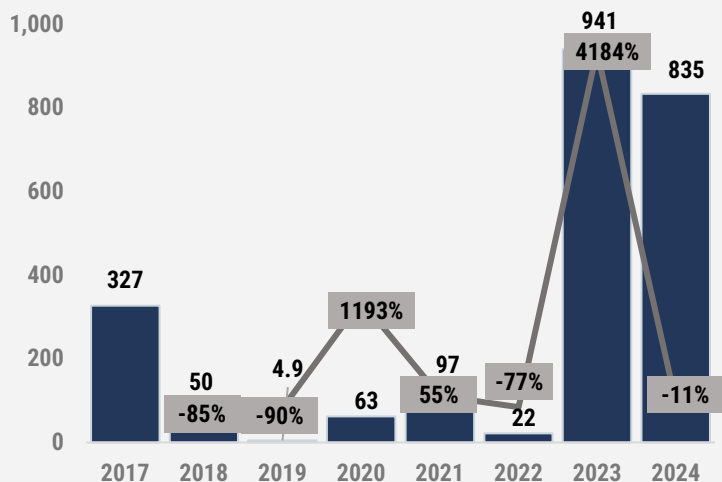
Top-Ranked Import Positions within the Champion-Value Segment

Categories' Scores for Import Potential Estimation

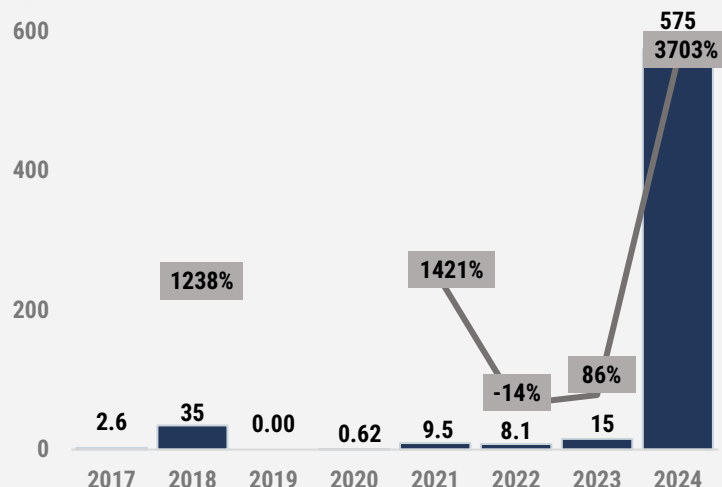
HS Code	Product Description	Imports in 2024, Scores (1-10)	7Y CAGR 2017-2023, Scores (1-10)	Growth Rate in 2024, Scores (1-10)	Total Quantity of Scores
853190	Parts of electric sound or visual signaling apparatus, others	10	5	0	15
854233	Amplifiers, electronic integrated circuits	5	5	10	20
842139	Filtering or purifying machinery and apparatus for gases, others	4	5	8	17
020329	Meat of swine, others, frozen	8	0	8	16
903039	Instruments and apparatus for measuring or checking voltage, current, resistance or power, without a recording device (excluding multimeters), others	5	0	10	15
400911	Tubes, pipes and hoses, of vulcanized rubber, except hard rubber, without fittings	3	1	10	14
853110	Burglar or fire alarms and similar apparatus	5	0	9	14
902690	Parts and accessories for instruments and apparatus for measuring or checking the flow, level, pressure or other variables of liquids or gases, others	5	9	0	14
851762	Machines for the reception, conversion and transmission or regeneration of voice, images or other data, including switching and routing apparatus	7	5	1	13
847130	Portable automatic data processing machines, weight not more than 10 kg, consisting of at least a central processing unit, keyboard & a display	0	7	5	12
853710	Boards, panels, consoles, etc. with electrical apparatus, for electric control or distribution of electricity, for a voltage not exceeding 1,000 v	5	6	1	12

Top-Ranked Import Positions within the Champion-value Segment

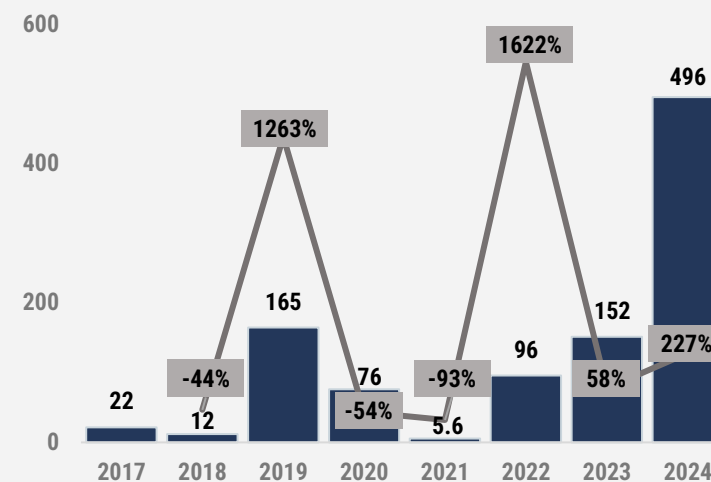
Imports Value of Parts of electric sound apparatus, others, K\$



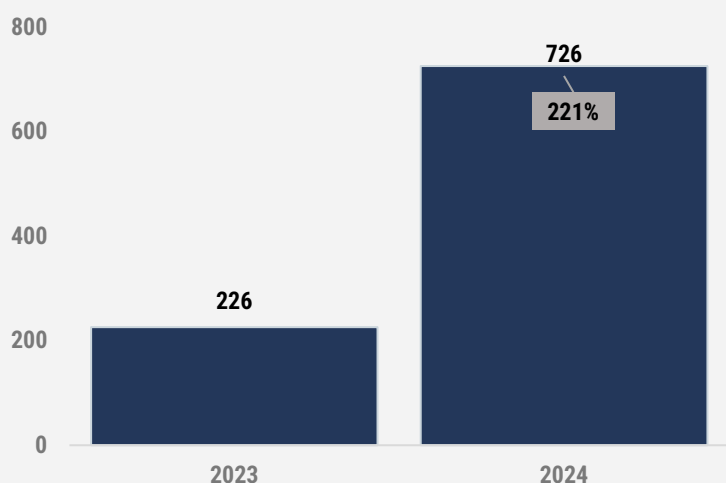
Imports Value of Amplifiers, electronic integrated circuits, K\$



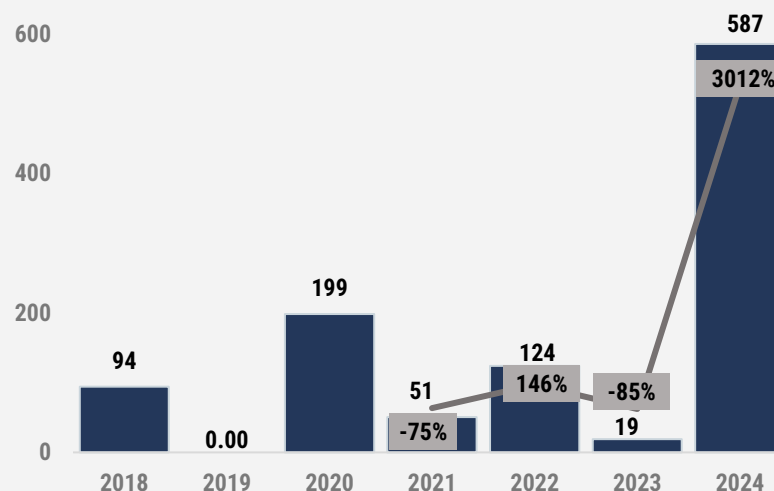
Imports Value of Filtering machinery for gases, others, K\$



Imports Value of Meat of swine, others, frozen, K\$



Imports Value of Instruments checking voltage, current, resistance or power, without a recording device, others, K\$



Imports Value of Tubes, pipes and hoses, of vulcanized rubber, except hard rubber, without fittings, K\$



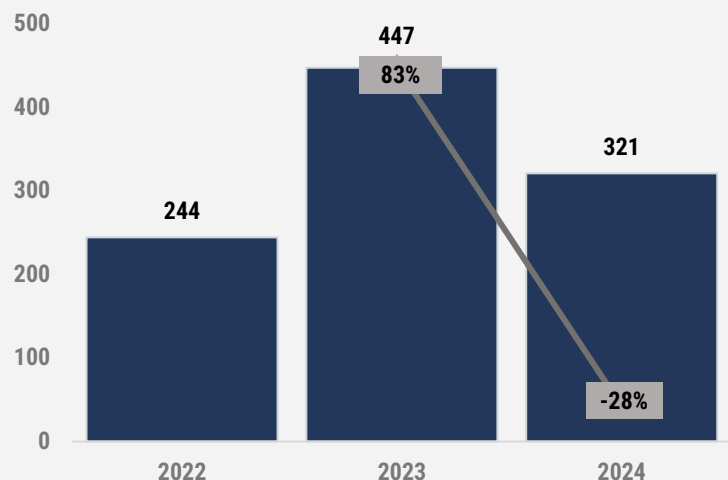
Lowest-Ranked Import Positions within the Champion-Value Segment

Categories' Scores for Import Potential Estimation

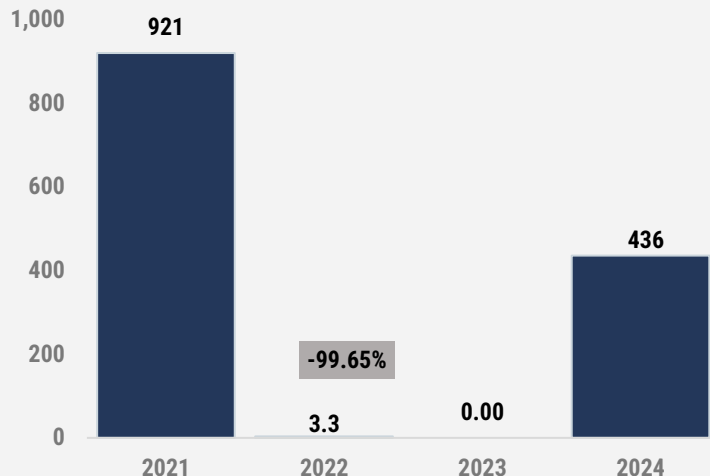
HS Code	Product Description	Imports in 2024, Scores (1-10)	7Y CAGR 2017-2023, Scores (1-10)	Growth Rate in 2024, Scores (1-10)	Total Quantity of Scores
848690	Machines and apparatus of a kind used for the manufacture of semiconductor boules or wafers	0	0	0	0
880730	Aircraft and spacecraft; parts of aeroplanes, helicopters or unmanned aircraft n.e.c. in heading no. 8807	1	0	0	1
640199	Waterproof footwear with bonded or cemented outer soles and uppers of rubber or plastics others, not covering the ankle	3	0	0	3
841290	Parts for engines and motors, others	2	1	0	3
843143	Parts for boring or sinking machinery, others	3	0	0	3
870323	Passenger motor vehicles with spark-ignition internal combustion reciprocating piston engine, cylinder capacity over 1,500 cc but not over 3,000 cc	1	5	0	6
480100	Newsprint, in rolls or sheets	0	6	0	6
382219	Reagents, n.e.c. in item 3822.1	2	0	5	7
030391	Livers, roes and milt, frozen	3	5	0	8
071340	Lentils, dried shelled, including seed	3	5	0	8
902590	Parts and accessories for hydrometers and similar floating instruments, thermometers, pyrometers, barometers, hygrometers and psychrometers	0	10	0	10

Lowest-Ranked Import Positions within the Champion-value Segment

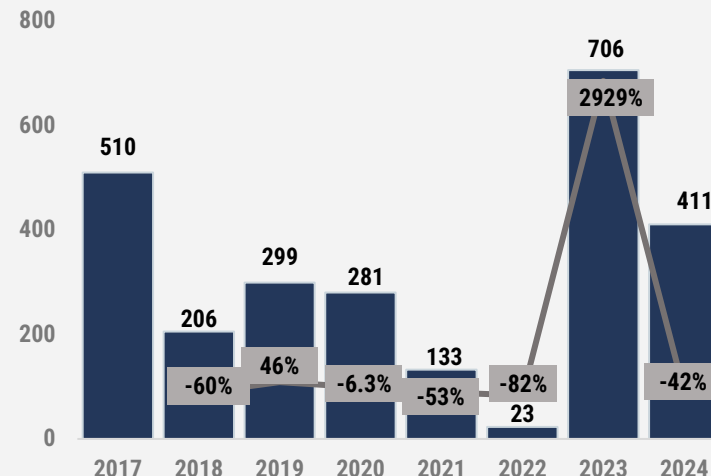
Imports Value of Parts of Aeroplanes n.e.c. in heading no. 8807, K\$



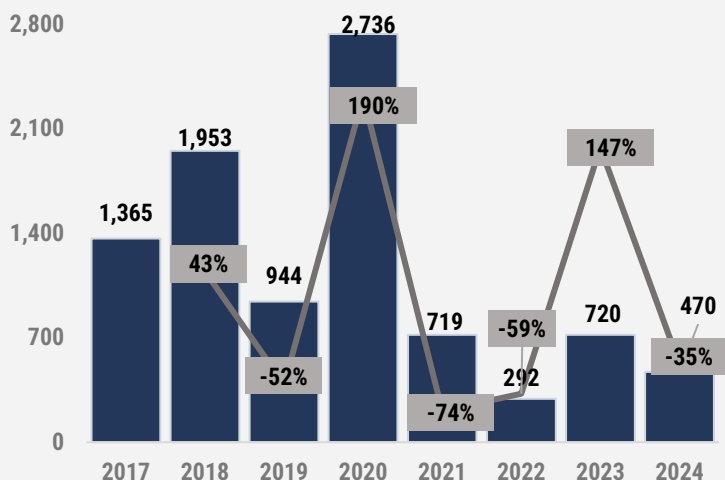
Imports Value of Footwear with bonded or cemented outer soles and uppers of rubber or plastics others, not covering the ankle, K\$



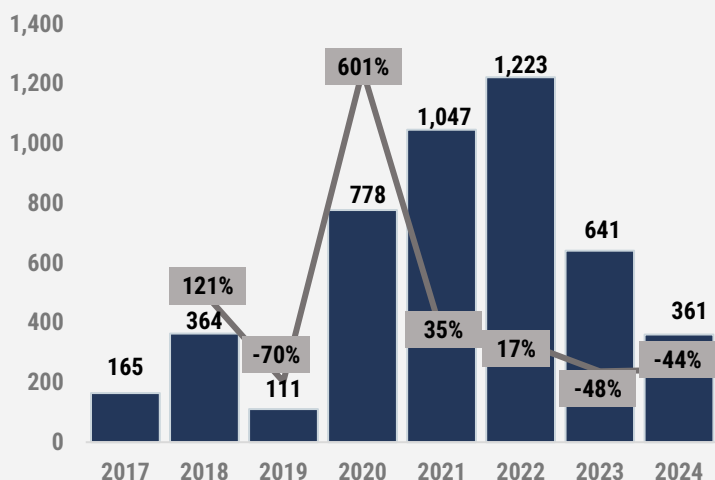
Imports Value of Parts for engines and motors, others, K\$



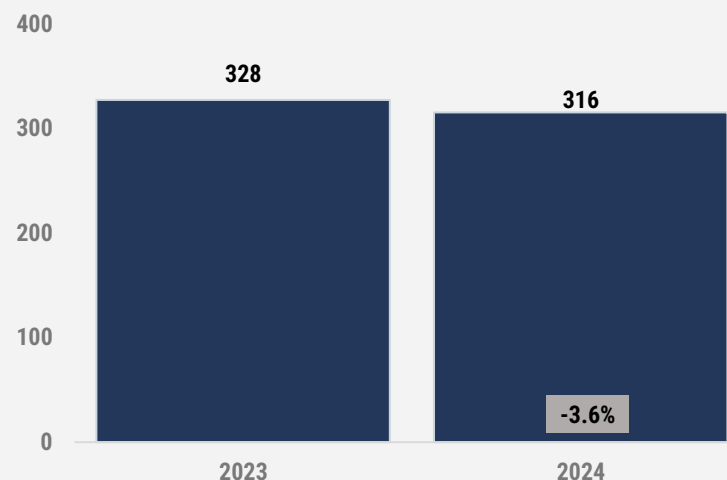
Imports Value of Parts for boring or sinking machinery, others, K\$



Imports Value of Passenger motor vehicles with spark-ignition internal combustion reciprocating piston engine, 1,500 – 3,000 cc, K\$



Imports Value of Newsprint, in rolls or sheets, K\$



3

**Rising Champion Value
Segment: from 107 – 290 K\$
per one product**

Imported Goods from Canada to Romania with Imports Value of 107 – 290 K\$

* Product Categories Ranked 51– 100 by the size of Import Value (out of 2 110 goods traded in 2024)

Rank by Imports value In 2024	HS Code	Product Description	2017, K\$	2018, K\$	2019, K\$	2020, K\$	2021, K\$	2022, K\$	2023, K\$	2024, K\$	Growth Rate in 2024	8Y CAGR, 2017-2024	Share in total imports in 2024
51	902300	Instruments, designed for demonstrational purposes	5.5	0.70	32	138	66	134	126	289	130%	64.04%	0.11%
52	847990	Parts of machines having individual functions, others	191	132	846	305	162	391	503	278	-44.68%	4.80%	0.11%
53	903149	Measuring instruments, machines, n.e.s.o.i.	449	682	321	354	432	259	410	275	-32.81%	-5.92%	0.10%
54	930630	Cartridges and parts thereof, others	0.00	0.00	0.00	0.00	0.00	0.00	0.00	226	n/a	n/a	0.09%
55	870324	Passenger motor vehicles with spark-ignition internal combustion reciprocating piston engine, >3,000 cc	81	114	105	145	286	197	211	218	3.65%	13.19%	0.08%
56	900510	Binoculars	0.01	0.00	0.00	0.00	0.00	0.00	0.00	212	n/a	241%	0.08%
57	842230	Machinery for capsuling or labeling bottles, cans	85	159	0	145	21	9.9	193.56	206	6.34%	11.75%	0.08%
58	940290	Medical, surgical, dental or veterinary furniture	1.7	0.00	119	0.00	0.44	215	0.00	202	n/a	81.80%	0.08%
59	902620	Instruments for measuring pressure of gases, others	29	44	29	89	22	38	111	195	75.36%	26.85%	0.07%
60	853890	Parts for electrical apparatus for electrical circuits, boards, panels etc., others	42	61	77	60	22	448	55	191	246%	21.01%	0.07%
61	848330	Bearing housings; plain shaft bearings	156	95	100	93	30	40	130	190	46.09%	2.54%	0.07%
62	401693	Gaskets, washers, of vulcanized rubber	63	76	56	79	145	357	220	188	-14.65%	14.65%	0.07%
63	902710	Gas or smoke analysis apparatus	135	41	240	64	80	68	3.6	187	5074%	4.21%	0.07%
64	852352	Smart cards	1.0	1.1	0.67	2.4	5.8	30	18	186	949%	92.04%	0.07%
65	850440	Electrical static converters; power supplies for adp machines or units of 8471	24	58	31	85	146	137	184	186	1.16%	28.86%	0.07%
66	852351	Non-volatile semiconductor storage devices	55	149	189	85	81	84	124	181	46.00%	16.18%	0.07%
67	847160	Data processing input or output units, n.e.s.o.i.	9.2	2.8	61	11	69	64	85	179	110%	44.84%	0.07%
68	401519	Gloves, of vulcanized rubber, others	19	97	15	108	389	87	0.00	174	n/a	31.96%	0.07%
69	392690	Articles of plastics, others	216	421	192	159	259	183	441	174	-60.67%	-2.68%	0.07%
70	847141	Machines with at least a central processing unit and an input and output unit, n.e.s.o.i.	1.4	125	4.7	3.2	5.8	1 227	98	170	73.26%	82.81%	0.06%
71	848390	Toothed wheels, chain sprockets; parts	38	257	12	72	76	153	147	170	15.16%	20.67%	0.06%
72	391520	Waste, parings and scrap, of polymers of styrene	0.00	0.00	0.00	0.00	0.00	0.00	4.40	161	3564%	n/a	0.06%
73	848190	Parts for taps, cocks, valves	165	605	250	162	262	312	708	159	-77.48%	-0.42%	0.06%
74	310420	Potassium chloride	0.00	0.00	0.00	0.00	0.00	0.00	0.00	152	n/a	n/a	0.06%
75	852359	Semiconductor media, for the recording of sound or other phenomena, others	0.85	0.72	2.3	7.0	7.2	0.14	160	150	-6.23%	90.95%	0.06%

* Due to insufficient data, the CAGR for perfumes and toilet waters was calculated for the 2018-2024 period.

Imported Goods from Canada to Romania with Imports Value of 107 – 290 K\$

* Product Categories Ranked 51– 100 by the size of Import Value (out of 2 110 goods traded in 2024)

Rank by Imports value In 2024	HS Code	Product Description	2017, K\$	2018, K\$	2019, K\$	2020, K\$	2021, K\$	2022, K\$	2023, K\$	2024, K\$	Growth Rate in 2024	8Y CAGR, 2017-2024	Share in total imports in 2024
76	848210	Ball bearings	5.0	11	21	25	60	76	90	145	60.81%	52.32%	0.06%
77	842920	Graders and levelers, self-propelled	60	36	89	177	177	0.00	67	144	115%	11.66%	0.05%
78	847150	Digital processing units other than those of 8471.41 and 8471.49, n.e.s.o.i.	28	28	0.19	1.2	633	347	120	141	17.51%	22.61%	0.05%
79	382499	Chemical products and preparations of the chemical or allied industries, n.e.s.o.i.	116	137	133	93	143	203	116	139	20.02%	2.26%	0.05%
80	730729	Pipe or tube fittings, others, stainless steel fittings	1.9	3.6	25.49	2.2	108	171	78	136	75.32%	71.07%	0.05%
81	732090	Springs others, of iron or steel	4.95	10.36	10.65	32	23	19	16	136	746%	51.27%	0.05%
82	851419	Furnaces and ovens, electric, resistance heated; other than hot isostatic presses	0.00	0.00	0.00	0.00	0.00	0.00	0.00	134	n/a	n/a	0.05%
83	847431	Concrete or mortar mixers	0.00	0.00	0.00	0.00	0.00	0.00	0.00	134	n/a	n/a	0.05%
84	848790	Machinery parts, non-electric, others	0.00	0.00	0.03	25	23	13	181	133	-26.19%	n/a	0.05%
85	810890	Titanium and articles thereof, others	6.16	1.69	0.00	8.1	0.00	0.00	87	132	51.85%	46.66%	0.05%
86	930690	Bombs, grenades, torpedoes, mines, missiles; other ammunition and projectiles and parts thereof, others	0.00	0.00	0.00	0.00	0.00	0.00	0.00	130	n/a	n/a	0.05%
87	210610	Protein concentrates and textured protein substances	0.00	0.00	0.00	0.00	0.00	0.11	3.5	130	3635%	n/a	0.05%
88	090121	Coffee, roasted, not decaffeinated	33	16	19	34	32	77	98	124	26.95%	18.15%	0.05%
89	820719	Interchangeable tools, whether or not power-operated, or for machine-tools	77	113	68	0.31	13	227	36	124	249%	6.09%	0.05%
90	732690	Articles of iron or steel, others	1,271	886	797	194	149	272	253	123	-51.53%	-25.34%	0.05%
91	902490	Parts appliances for testing hardness, strength, compressibility, elasticity of materials	0.00	0.00	0.00	0.00	1.17	0.00	10	123	n/a	n/a	0.05%
92	852380	Media for the recording of sound, others	5.8	0.28	0.90	30	4.6	7.9	7.0	121	1634%	46.11%	0.05%
93	330300	Perfumes and toilet waters	0.00	0.43	6.3	17	60	43	37	120	226%	124%	0.05%
94	848299	Parts of ball or roller bearings, others	185	107	143	31	30	24	31	119	288%	-5.37%	0.05%
95	848310	Transmission shafts and cranks	21.02	21.40	9.27	127	25	42	41	115	181%	23.72%	0.04%
96	330499	Beauty or make-up preparations and preparations for care of the skin (excluding medicaments) others	31	156	205	469	343	661	248	114	-54.16%	17.45%	0.04%
97	490199	Printed books, brochures, leaflets, others	37	26	55	28	79	16	94	112	18.33%	14.93%	0.04%
98	841370	Centrifugal pumps, others	0.00	0.21	0.00	0.91	0.35	11	2.7	110	3924%	n/a	0.04%
99	940690	Prefabricated buildings, other than of wood	8.83	159	129	0.00	110	69	70	110	57.20%	37.08%	0.04%
100	853590	Electrical apparatus for making connections to or in electrical circuits, >1,000 v, others	0.00	0.08	0.00	0.00	2.7	2.9	102	107	5.46%	n/a	0.04%

...account for approximately 3.06% of total Romania's imports from Canada

The **3rd group** with imports value of more than 107 and less than 290 K\$ (under 6-digit HS classification) account for approximately **3.06%** of all Romania's imports from Canada, reaching over **\$8 million** in 2024. This Group is dominated by the following product categories:

- **Electrical Machinery, Electronic Components and Their Parts: Reaching over \$2.8 million in 2024, representing 1.08% of total imports:**
 - Instruments, apparatus and models, designed for demonstrational purposes, unsuitable for other uses, and parts and accessories thereof
 - Measuring or checking instruments, appliances and machines, n.e.s.o.i.
 - Machinery for filling, closing, sealing, capsuling or labeling bottles, cans, boxes or other containers; machinery for aerating beverages
 - Instruments and apparatus for measuring or checking pressure of liquids or gases, others
 - Gas or smoke analysis apparatus
 - Electrical static converters; power supplies for adp machines or units of 8471
 - Automatic data processing input or output units, whether or not containing storage units in the same housing, n.e.s.o.i.
 - Digital adp machines comprising in same housing at least a central processing unit and an input and output unit, whether or not combined, n.e.s.o.i.
 - Digital processing units other than those of 8471.41 and 8471.49, n.e.s.o.i.
 - Smart cards
 - Parts for electrical apparatus for electrical circuits, boards, panels etc. for electric control or distribution of electricity, others
 - Parts of machines and mechanical appliances having individual functions, others
 - Machinery parts, non-electric, others
 - Parts and accessories of machines or appliances for testing hardness, strength, compressibility, elasticity or other specific properties of materials
- **Bearings and Their Parts: These products reached \$336 thousand, accounting for 0.13% of total Romania's imports from Canada:**
 - Ball bearings
 - Bearing housings; plain shaft bearings
- **Other Product Categories:** Cartridges and Parts Thereof, Motor Vehicles, Binoculars, Articles of Plastics, Chemical Products, Coffee, Beauty or Make-up Preparations, Prefabricated Buildings.

Most Growing Import Positions Within Rising Champion Value Segment

Among the positions of this group, importing goods such **1) Media for the recording of sound or of other phenomena, others; 2) Smart cards; 3) Springs others, of iron or steel; 4) Perfumes and toilet waters; 5) Instruments, designed for demonstrational purposes (unsuitable for other uses)** have shown consistent growth in import value across all periods analyzed (in 2024 and 2017 – 2024).

Goods with highest short-term growth of imports in 2024

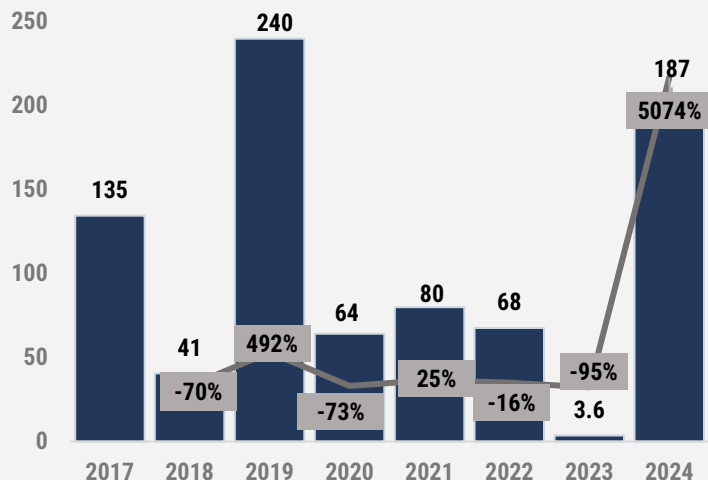
HS Code	Product Description	Imports in 2024, K\$	Growth Rate in 2024 (\$), %
902710	Gas or smoke analysis apparatus	187	5074%
841370	Centrifugal pumps, others	110	3924%
210610	Protein concentrates and textured protein substances	130	3635%
391520	Waste, parings and scrap, of polymers of styrene	161	3564%
852380	Media for the recording of sound or of other phenomena, others	121	1634%
902490	Parts and accessories of machines or appliances for testing hardness, strength, compressibility, elasticity or other specific properties of materials	123	1099%
852352	Smart cards	186	949%
732090	Springs others, of iron or steel	136	746%
848299	Parts of ball or rollers, others	119	288%
820719	Interchangeable tools, whether or not power-operated, or for machine-tools	124	249%
853890	Parts for electrical apparatus for electrical circuits, boards, panels etc. for electric control or distribution of electricity, others	191	246%
330300	Perfumes and toilet waters	120	226%
848310	Transmission shafts (including camshafts and crankshafts) and cranks	115	181%
902300	Instruments, designed for demonstrational purposes, unsuitable for other uses	289	130%
842920	Graders and levelers, self-propelled	144	115%

Goods with highest long-term growth of imports

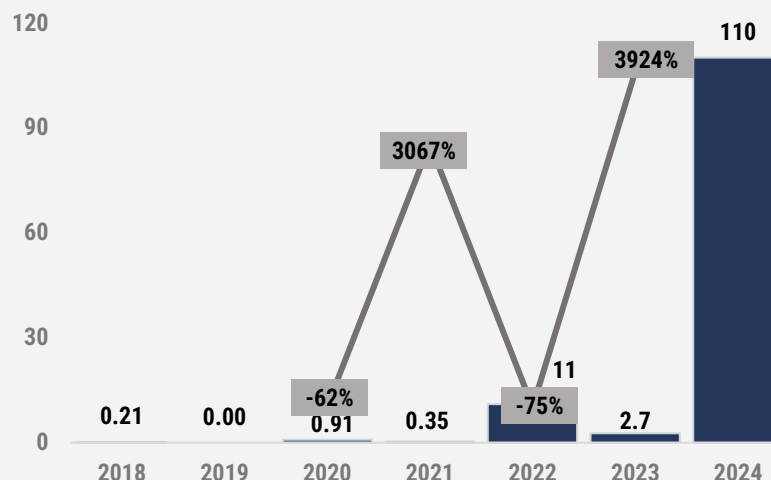
HS Code	Product Description	Imports in 2024, K\$	8Y CAGR, 2017-2024 (\$), %
900510	Binoculars	212	241%
330300	Perfumes and toilet waters	120	124%
852352	Smart cards	186	92.04%
852359	Semiconductor media, for the recording of sound or other phenomena, others	150	90.95%
847141	Digital machines comprising in same housing at least a central processing unit and an input and output unit, whether or not combined, n.e.s.o.i.	170	82.81%
940290	Medical, surgical, dental or veterinary furniture (except dentists' chairs) and parts thereof	202	81.80%
730729	Pipe or tube fittings, others, stainless steel fittings others	136	71.07%
902300	Instruments, designed for demonstrational purposes, unsuitable for other uses	289	64.04%
848210	Ball bearings	145	52.32%
732090	Springs others, of iron or steel	136	51.27%
810890	Titanium and articles thereof, others	132	46.66%
852380	Media for the recording of sound or of other phenomena, others	121	46.11%
847160	Automatic data processing input or output units, whether or not containing storage units in the same housing, n.e.s.o.i.	179	44.84%
940690	Prefabricated buildings, other than of wood	110	37.08%
401519	Gloves, except surgical and medical gloves, of vulcanized rubber, others	174	31.96%

Top-6 Positions with the Highest Increase of Imports in Short-term

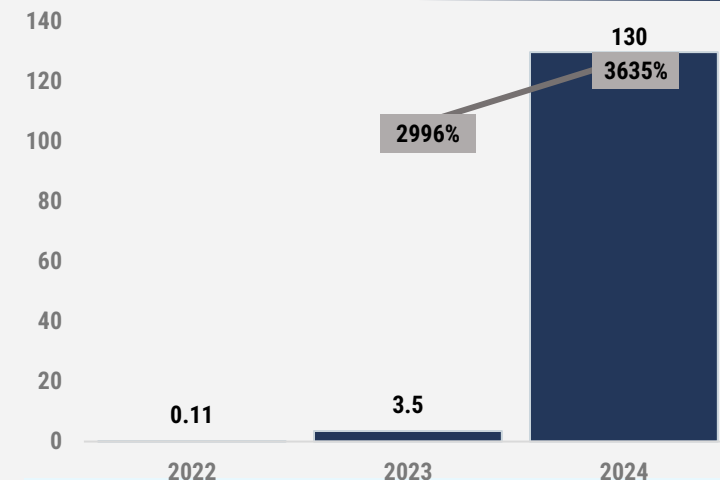
Imports Value of Gas or smoke analysis apparatus, K\$



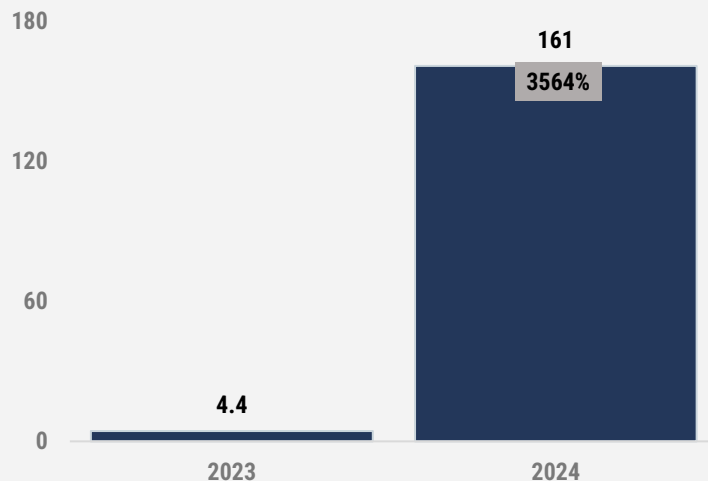
Imports Value of Centrifugal pumps, others, K\$



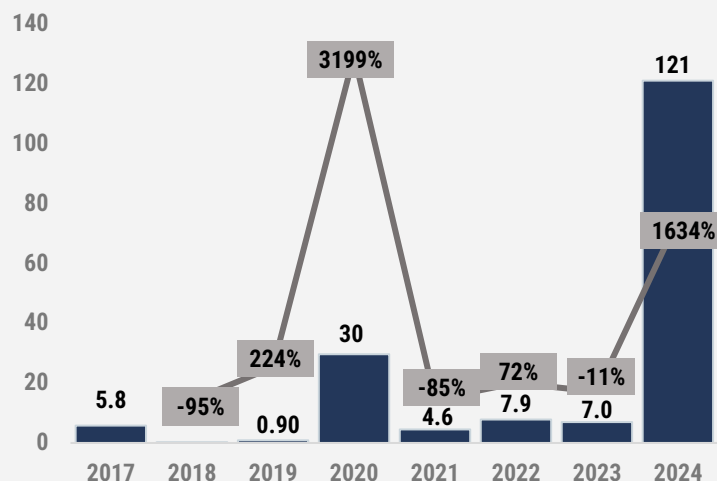
Imports Value of Protein concentrates, textured protein substances, K\$



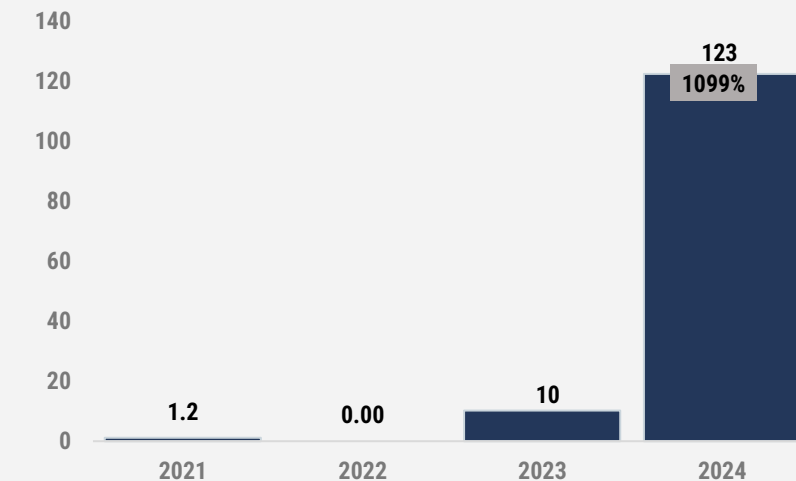
Imports Value of Waste, parings and scrap, of polymers of styrene, K\$



Imports Value of Media for the recording of sound, others, K\$




Imports Value of Parts of machines for testing hardness, compressibility, elasticity, K\$

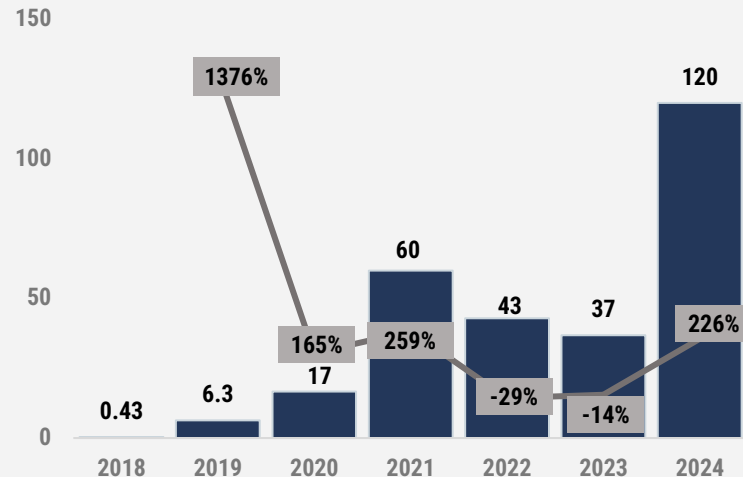


Top-6 Positions with the Highest Increase of Imports in Long-term

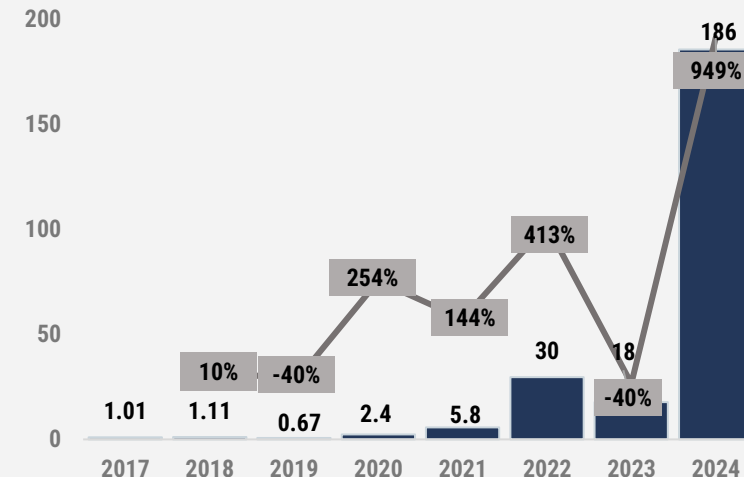
Imports Value of Binoculars, K\$



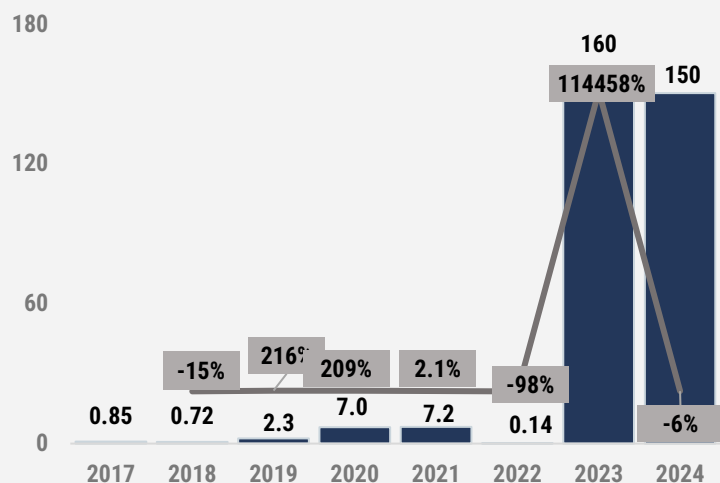
Imports Value of Perfumes and toilet waters, K\$



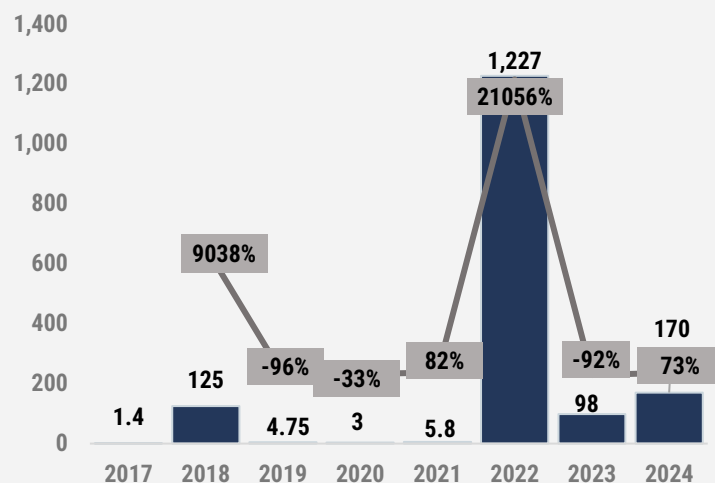
Imports Value of Smart cards, K\$



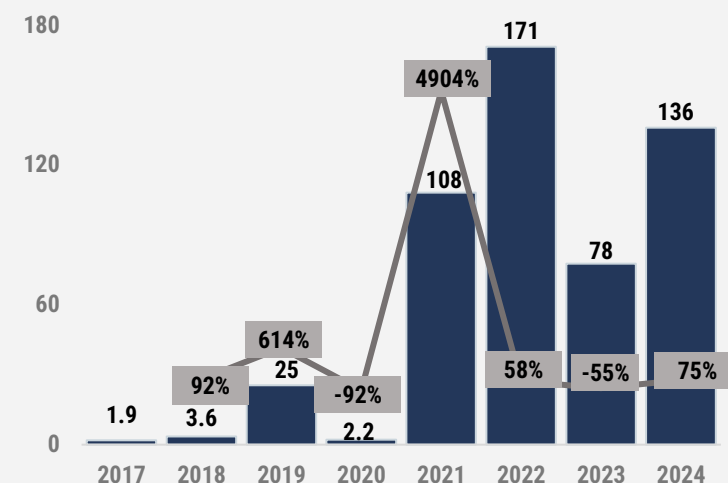
Imports Value of Media for the recording of sound, others, K\$



Imports Value of Digital machines comprising in same housing at least a central processing unit and an input and output unit, n.e.s.o.i., K\$



Imports Value of Pipe or tube fittings, others, stainless steel fittings , K\$



Most Declining Import Positions Within Rising Champion Value Segment

Out of the Rising Champion Value Segment, **1) Parts for taps, cocks, valves and similar appliances for pipes, vats or the like, including pressure reducing and thermostatically controlled valves; 2) Articles of plastics, others; 3) Beauty or make-up preparations and preparations for care of the skin (excluding medicaments) others, including sunscreens and suntan preparations; 4) Articles of iron or steel (others); 5) Measuring or checking instruments, appliances and machines, n.e.s.o.i.**

have decreased significantly in short-term in import value (2023-2024), plummeting by more than 51% compared to the previous year.

In the long-term (2017– 2024), three categories, except **Beauty or make-up preparations and preparations for care of the skin**, also experienced declines in import value.

Goods with highest short-term decrease of imports in 2024

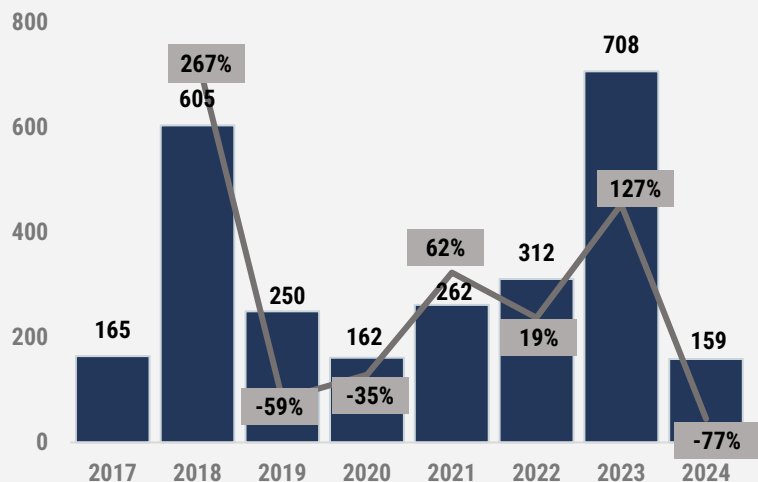
HS Code	Product Description	Imports in 2024, K\$	Growth Rate in 2024 (\$), %
848190	Parts for taps, cocks, valves and similar appliances for pipes, vats or the like, including pressure reducing and thermostatically controlled valves	159	-77.48%
392690	Articles of plastics, others	174	-60.67%
330499	Beauty or make-up preparations and preparations for care of the skin (excluding medicaments) others, including sunscreens and suntan preparations	114	-54.16%
732690	Articles of iron or steel, others	123	-51.53%
847990	Parts of machines and mechanical appliances having individual functions, others	278	-44.68%
903149	Measuring or checking instruments, appliances and machines, n.e.s.o.i.	275	-32.81%
848790	Machinery parts, non-electric, others	133	-26.19%
401693	Gaskets, washers and other seals, of vulcanized rubber other than hard rubber	188	-14.65%
852359	Semiconductor media, for the recording of sound or other phenomena, others	150	-6.23%

Goods with highest long-term decrease of imports

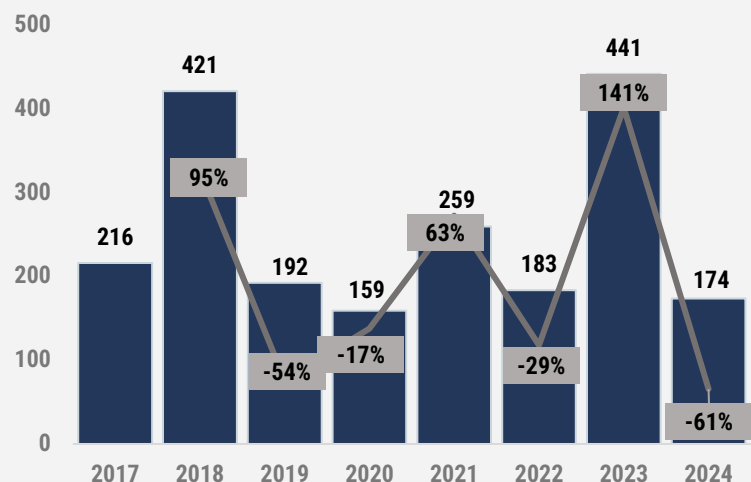
HS Code	Product Description	Imports in 2024, K\$	8Y CAGR, 2017-2024 (\$), %
732690	Articles of iron or steel, others	123	-25.34%
903149	Measuring or checking instruments, appliances and machines, n.e.s.o.i.	275	-5.92%
848299	Parts of ball or rollers, others	119	-5.37%
392690	Articles of plastics, others	174	-2.68%
848190	Parts for taps, cocks, valves and similar appliances for pipes, vats or the like, including pressure reducing and thermostatically controlled valves	159	-0.42%

Top-6 Positions with the Highest **Decrease** of Imports in Short-term

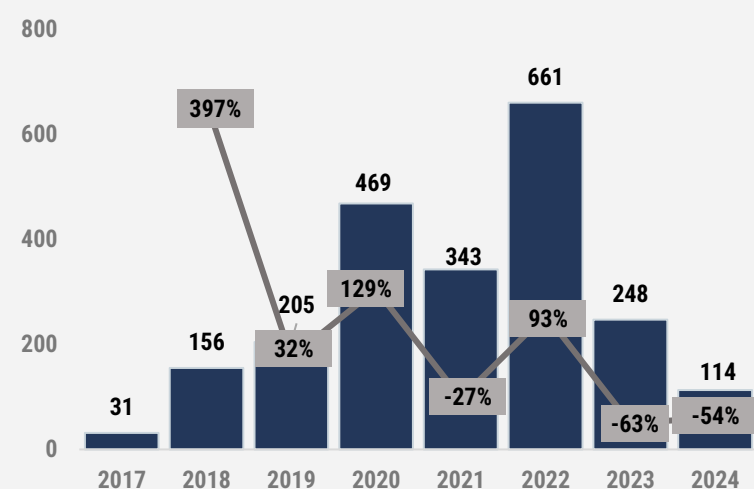
Imports Value of Parts for taps, cocks, valves, K\$



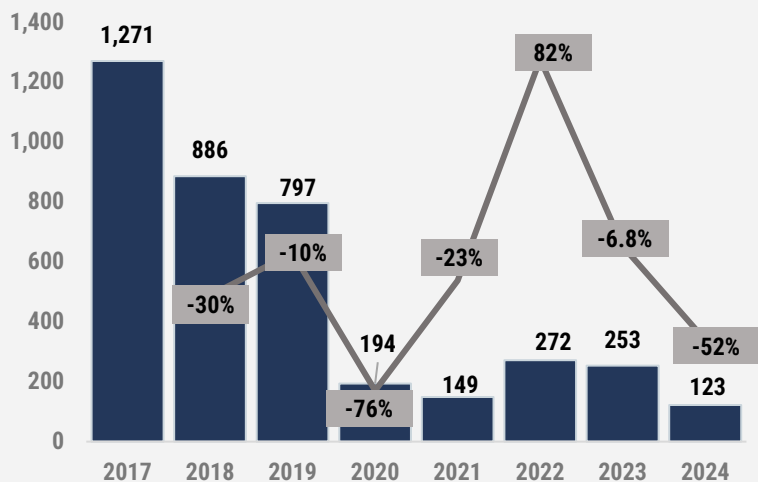
Imports Value of Articles of plastics, others, K\$



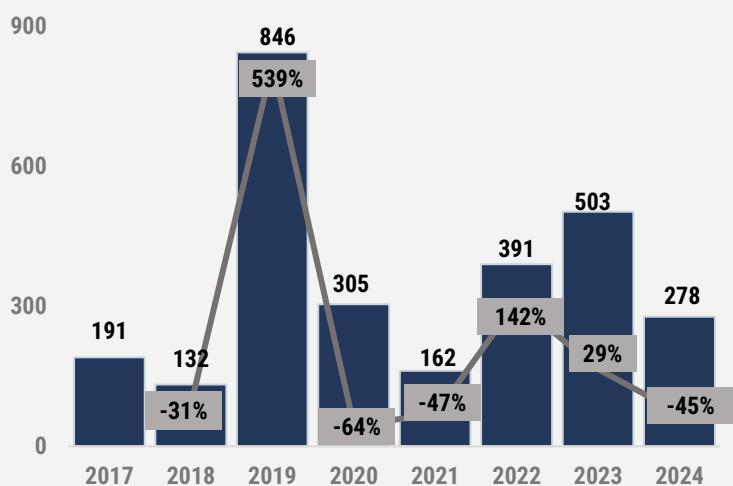
Imports Value of Beauty or make-up preparations, K\$



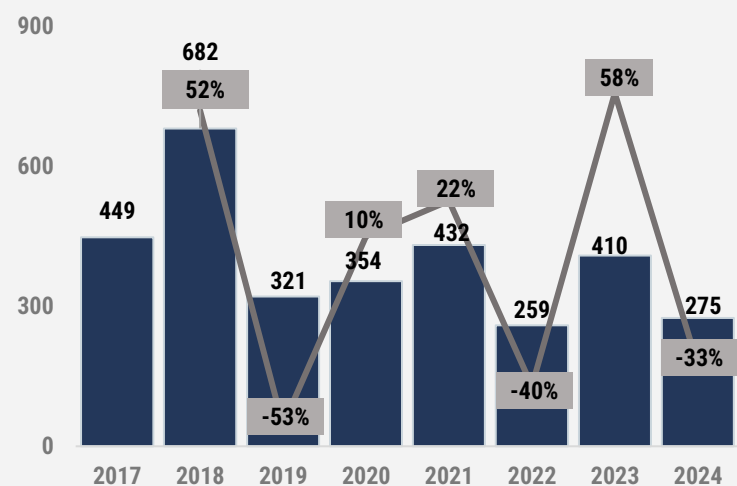
Imports Value of Articles of iron or steel, others, K\$



Imports Value of Parts of machines having individual functions, others, K\$

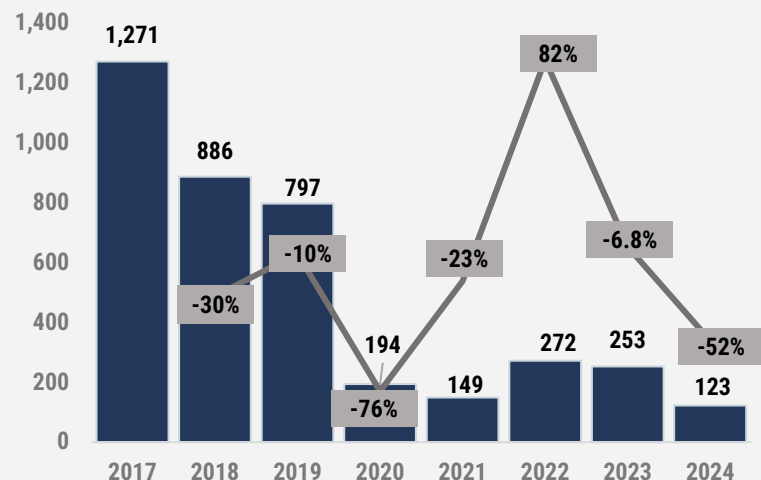


Imports Value of Measuring instruments, n.e.s.o.i., K\$

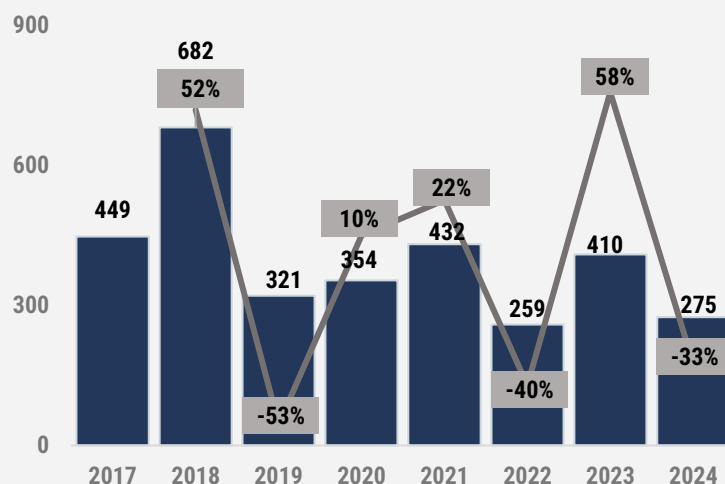


Top -5 Positions with the Highest **Decrease** of Imports in Long-term

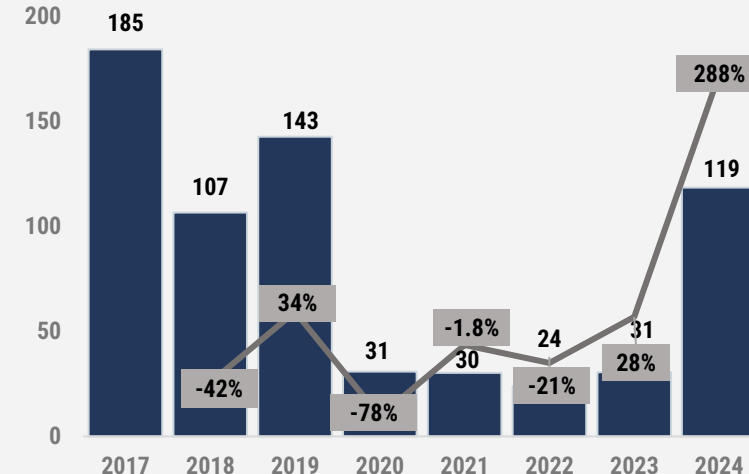
Imports Value of Articles of iron or steel, others, K\$



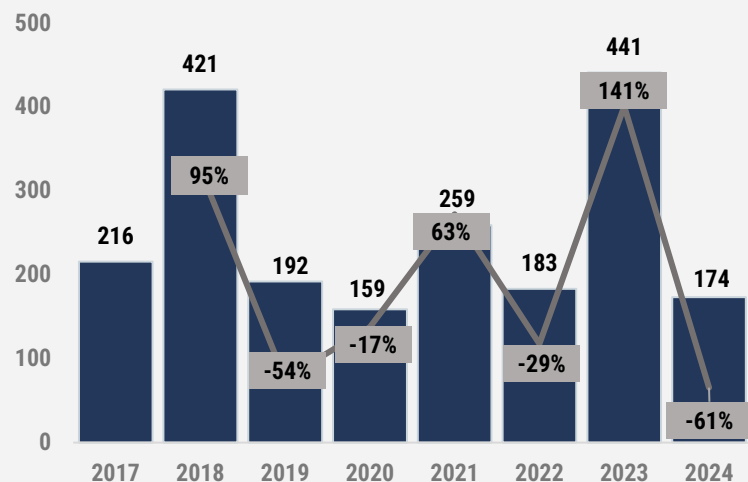
Imports Value of Measuring instruments, n.e.s.o.i., K\$



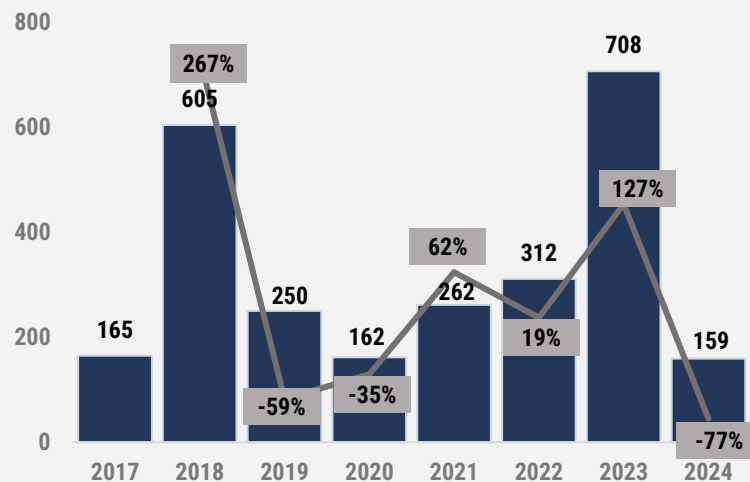
Imports Value of Parts of ball or rollers, others, K\$



Imports Value of Articles of plastics, others, K\$



Imports Value of Parts for Taps, cocks, valves, K\$



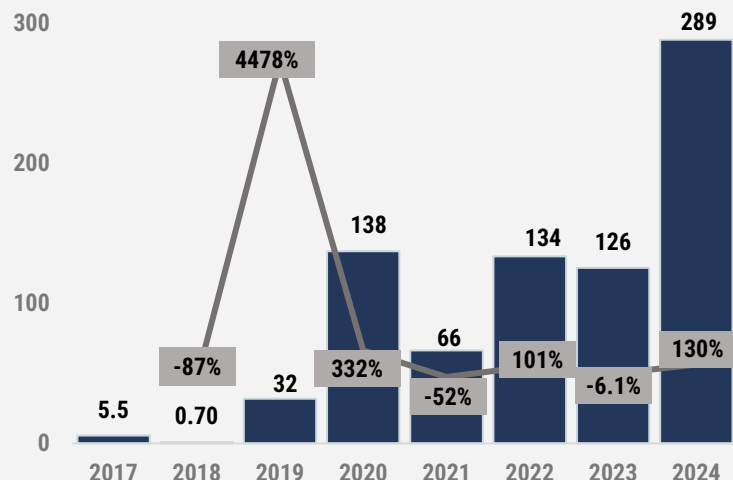
Top-Ranked Import Positions within Rising Champion Value Segment

Categories' Scores for Import Potential Estimation

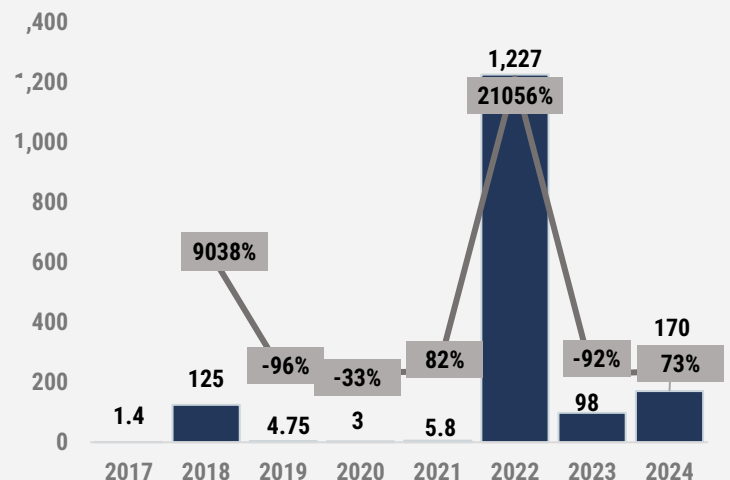
HS Code	Product Description	Imports in 2024, Scores (1-10)	7Y CAGR 2017-2023, Scores (1-10)	Growth Rate in 2024, Scores (1-10)	Total Quantity of Scores
902300	Instruments, apparatus and models, designed for demonstrational purposes, unsuitable for other uses, and parts and accessories thereof	10	7	5	22
847141	Digital machines comprising in same housing at least a central processing unit and an input and output unit, whether or not combined, n.e.s.o.i.	3	9	5	17
852352	Smart cards	4	7	6	17
902620	Instruments and apparatus for measuring or checking pressure of liquids or gases, others	5	6	5	16
847160	Automatic data processing input or output units, whether or not containing storage units in the same housing, n.e.s.o.i.	4	6	5	15
730729	Pipe or tube fittings, others, stainless steel fittings others	2	8	5	15
847990	Parts of machines and mechanical appliances having individual functions, others	9	5	0	14
902710	Gas or smoke analysis apparatus	4	0	10	14
848210	Ball bearings	2	7	5	14
852351	Solid-state non-volatile semiconductor storage devices	4	5	5	14
810890	Titanium and articles thereof, others	1	7	5	13
732090	Springs others, of iron or steel	2	5	6	13

Top-Ranked Import Positions within the Rising Champion Value Segment

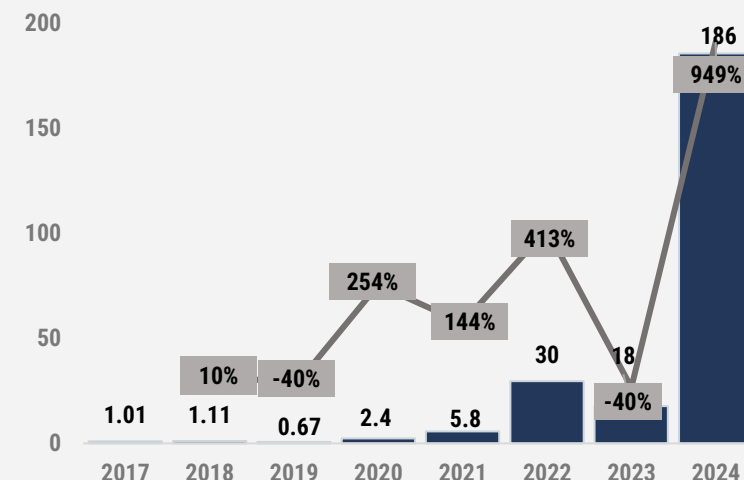
Imports Value of Instruments, designed for demonstrational purposes, K\$



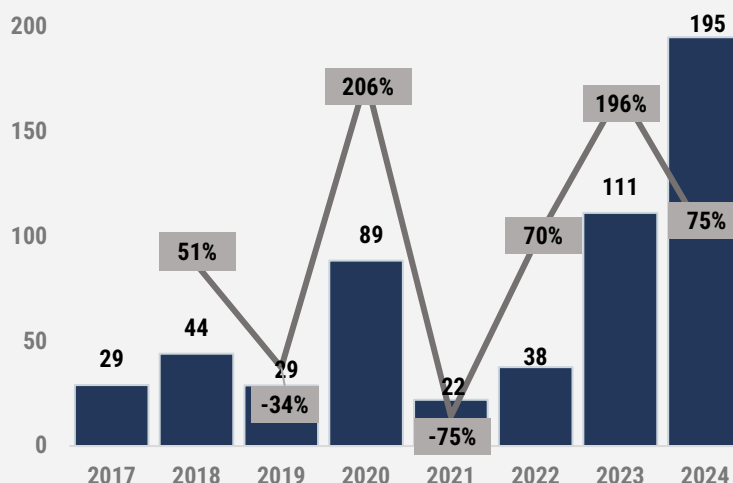
Imports Value of Digital machines comprising in same housing at least a central processing unit and an input and output unit, n.e.s.o.i., K\$



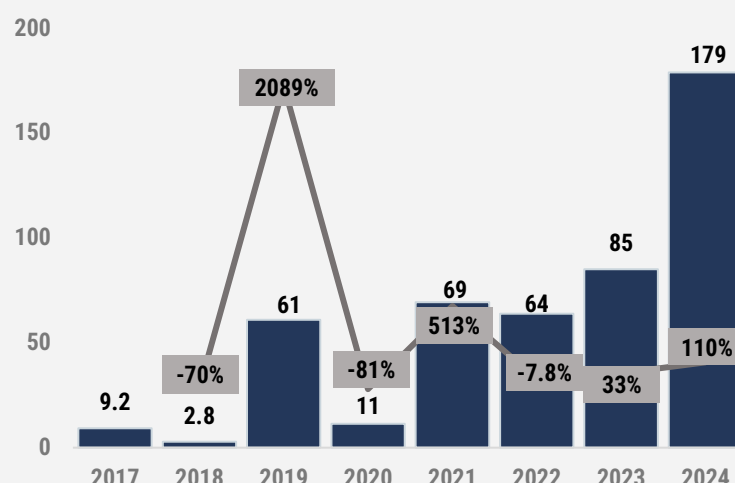
Imports Value of Smart cards, K\$



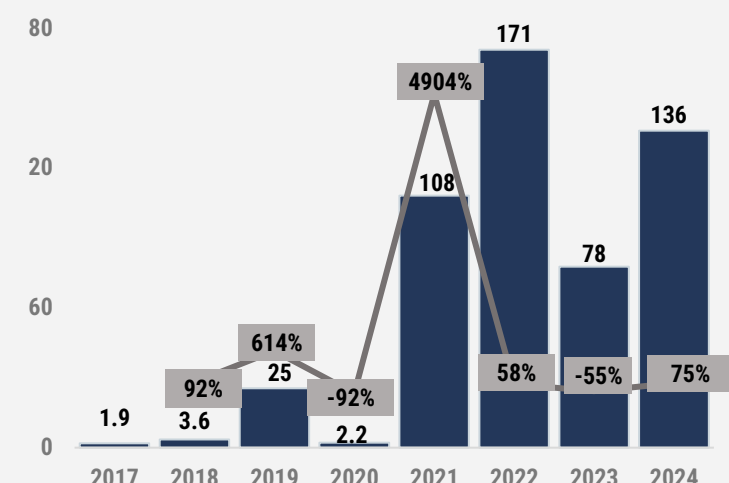
Imports Value of Instruments checking pressure of liquids, others, K\$



Imports Value of Data processing input or output units, whether or not containing storage units in the same housing, n.e.s.o.i., K\$



Imports Value of Pipe or tube fittings, others, stainless steel fittings, K\$



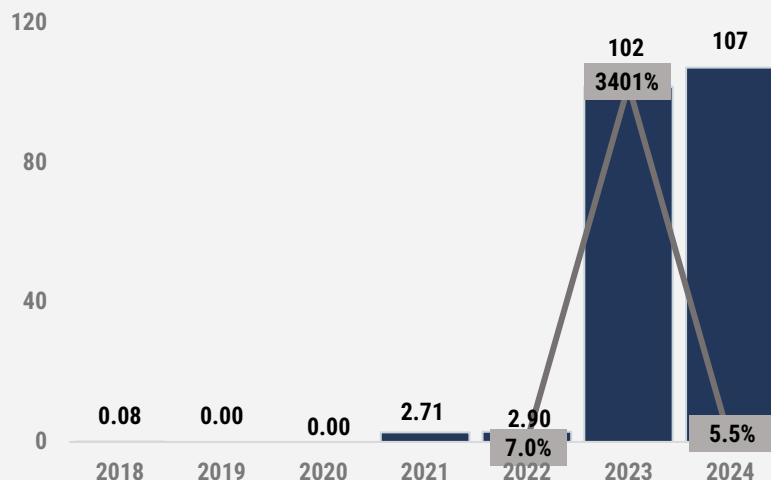
Lowest-Ranked Import Positions within the Rising Champion Value Segment

Categories' Scores for Import Potential Estimation

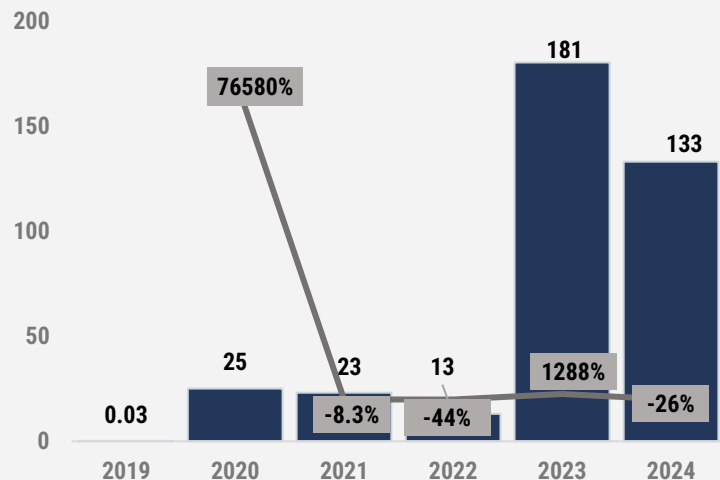
HS Code	Product Description	Imports in 2024, Scores (1-10)	7Y CAGR 2017-2023, Scores (1-10)	Growth Rate in 2024, Scores (1-10)	Total Quantity of Scores
853590	Electrical apparatus for switching, protecting or making connections to or in electrical circuits, for a voltage exceeding 1,000 v, others	0	0	0	0
930690	Bombs, grenades, torpedoes, mines, missiles and similar munitions of war and parts thereof; other ammunition and projectiles and parts thereof, others	1	0	0	1
848790	Machinery parts, non-electric, others	1	0	0	1
847431	Concrete or mortar mixers	1	0	0	1
851419	Furnaces and ovens, electric, resistance heated; other than hot isostatic presses	1	0	0	1
732690	Articles of iron or steel, others	1	1	0	2
310420	Potassium chloride	2	0	0	2
401519	Gloves, except surgical and medical gloves, of vulcanized rubber, others	4	0	0	4
940290	Medical, surgical, dental or veterinary furniture (except dentists' chairs) and parts thereof	5	0	0	5
330300	Perfumes and toilet waters	1	0	5	6
900510	Binoculars	6	0	0	6
382499	Chemical products and preparations of the chemical or allied industries, n.e.s.o.i.; residual products of the chemical or allied industries, n.e.s.o.i	2	2	2	6
490199	Printed books, brochures, leaflets and similar printed matter, others	0	5	1	6
330499	Beauty or make-up preparations and preparations for care of the skin (excluding medicaments) others, including sunscreens and suntan preparations	0	6	0	6

Lowest-Ranked Import Positions within the Rising Champion Value Segment

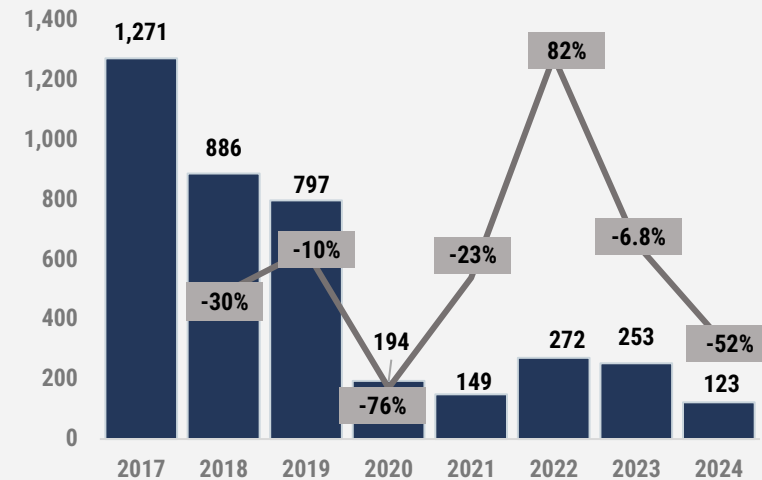
Imports Value of Electrical apparatus for making connections to or in electrical circuits, >1,000 v, others, K\$



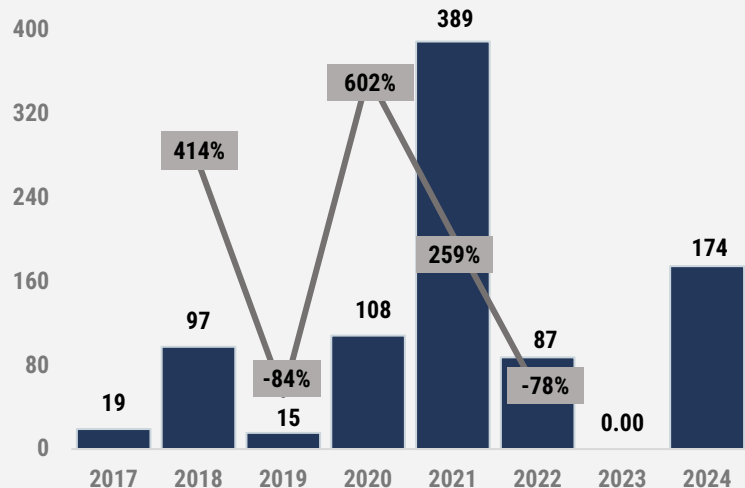
Imports Value of Machinery parts, non-electric, others, K\$



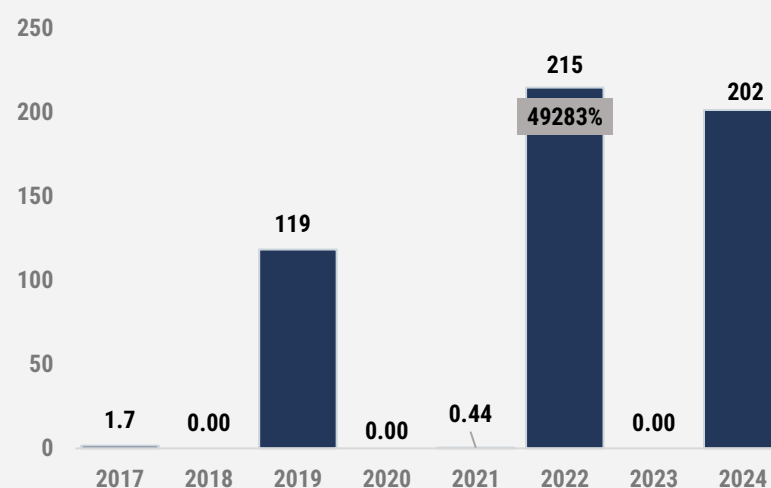
Imports Value of Articles of iron or steel (others), K\$



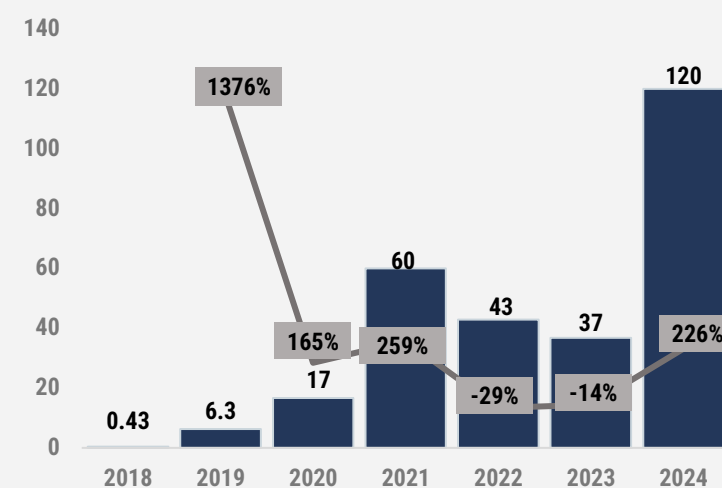
Imports Value of Gloves (others), K\$



Imports Value of Medical, surgical, dental or veterinary furniture, K\$



Imports Value of Perfumes and toilet waters, K\$



Conclusions

Most Promising Import Positions from Canada to Romania across Various Product Groups

Among Largest-value trade goods

HS Code	Product Description	Imports Value in 2024, K\$	8Y CAGR 2017-2024 (\$),%	Growth Rate in 2024 (\$), %
284410	Natural uranium and its compounds	53 173	12.77%	72.63%
853400	Printed circuits	2 749	86.36%	146%
852589	Television cameras; n.e.c. in item no 8525.8	22 868	n/a	52129%
847989	Machines having individual functions, others	2 853	30.65%	1062%
852550	Transmission apparatus for radio-broadcasting or television	1 214	132%	2.29%
270900	Petroleum oils and oils from bituminous minerals, crude	56 346	n/a	n/a
852583	Digital cameras and video camera recorders	11 341	n/a	2765%
260111	Iron ore concentrates and non-agglomerated iron ores	9 785	5.53%	678%

Among Rising Champion value trade goods

HS Code	Product Description	Imports Value in 2024, K\$	8Y CAGR 2017-2024 (\$),%	Growth Rate in 2024 (\$), %
902300	Instruments, designed for demonstrational purposes	289	64.04%	130%
847141	Digital machines with central processing unit, an input, output unit	170	82.81%	73.26%
852352	Smart cards	186	92.04%	949%
902620	Instruments checking pressure of liquids or gases, others	195	26.85%	75.36%
847160	Automatic data processing input or output units, n.e.s.o.i.	179	44.84%	110%
730729	Pipe or tube fittings, others, stainless steel fittings others	136	71.07%	75.32%
847990	Parts of machines having individual functions, others	278	4.80%	-44.68%
902710	Gas or smoke analysis apparatus	187	4.21%	5074%

Among Champion-value trade goods

HS Code	Product Description	Imports Value in 2024, K\$	8Y CAGR 2017-2024 (\$),%	Growth Rate in 2024 (\$), %
853190	Parts of electric sound or visual signaling apparatus, others	835	12.42%	-11.32%
854233	Amplifiers, electronic integrated circuits	575	96.56%	3703%
842139	Filtering or purifying machinery and apparatus for gases, others	496	47.81%	227
020329	Meat of swine, others, frozen	726	n/a	221%
903039	Instruments and apparatus for measuring or checking voltage, current, resistance or power, without a recording device, others	587	n/a	3012%
400911	Tubes, pipes and hoses, of vulcanized rubber, except hard rubber, without fittings	467	146%	53127%
853110	Burglar or fire alarms	572	5.53%	317%
902690	Parts for instruments for measuring the flow, level, pressure or other variables of liquids or gases, others	555	102%	-43.87%

CONTACTS & FEEDBACK

Connect with us

EXPORT HUNTER, UAB

Konstitucijos pr.15-69A, Vilnius,
Lithuania

info@gtaic.ai

Follow us: 