

GTAIC

Platform features

September 2025

The GTAIC is a **digital tool for automated market research** launched in 2024 as a **IaaS service**

- ✓ **Full automation** of reports preparation
- ✓ **No need to install** any software or mobile / web applications.
- ✓ All the key parameters of market research reports **are picked by the user**: product, country.
- ✓ **Real-time reports preparation** with no humans involved: reports are downloaded to the user's account either **in 5 minutes**, or **in 24 hours**, depending on the type of report requested.
- ✓ **No reports pre-generation** – each time a report is requested our algorithms start collecting the most up-to-date to be used in the report.
- ✓ Data from **reliable and trustworthy data providers only** – licensed agreement with UN Comtrade as a key source for trade statistics.
- ✓ The service is designed for **exporters, market researchers, business consulting companies** and everyone who needs access to quick and structured market data

The GTAIC service captures data on international trade for 5,600+ products in 110+ countries

Request Report

8703 - Motor cars and other motor vehicles; principally designed for the transport of persons (other than those of heading no. 8702), including station wagons and racing cars

870310 - Vehicles; specially designed for travelling on snow, golf cars and similar vehicles

870321 - Vehicles; with only spark-ignition internal combustion piston engine, cylinder capacity not over 1000cc

870322 - Vehicles; with only spark-ignition internal combustion piston engine capacity over 1000 but not over 1500cc

870323 - Vehicles; with only spark-ignition internal combustion reciprocating cylinder capacity over 1500 but not over 3000cc

Target Market is a destination of supplies of the Product selected.

Report

My Reports

Date of request

You have not requested any Reports yet

Request Report

Not sure how to find your product? Try our ["Find Your Product"](#) service.

Pakistan

Palau

Panama

Papua New Guinea

Paraguay

Peru

Philippines

Poland

Request Report

My Reports

Date of request	Product HS Code	Product Description
-----------------	-----------------	---------------------

You have not requested any Reports yet

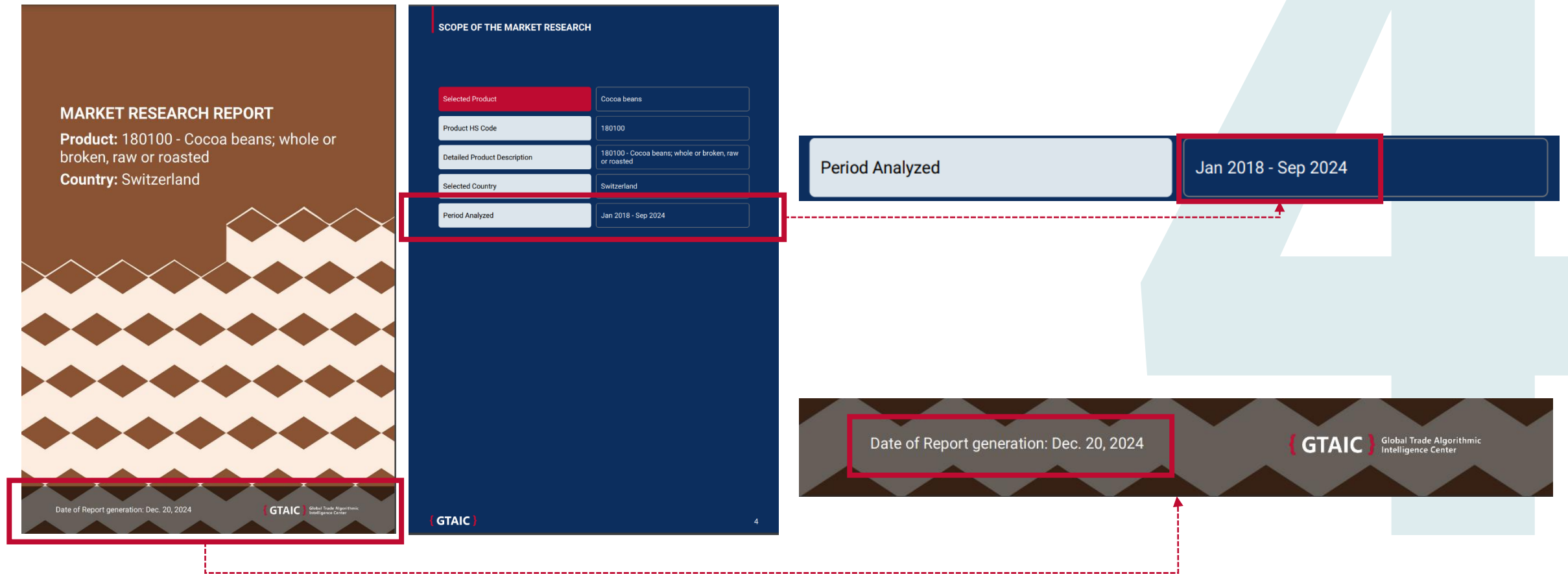
In total, the service can produce market reports on **600,000+ goods markets**



All types of merchandise goods are covered



For most markets, the data in the reports is **just 2-3 months behind** the date of report request

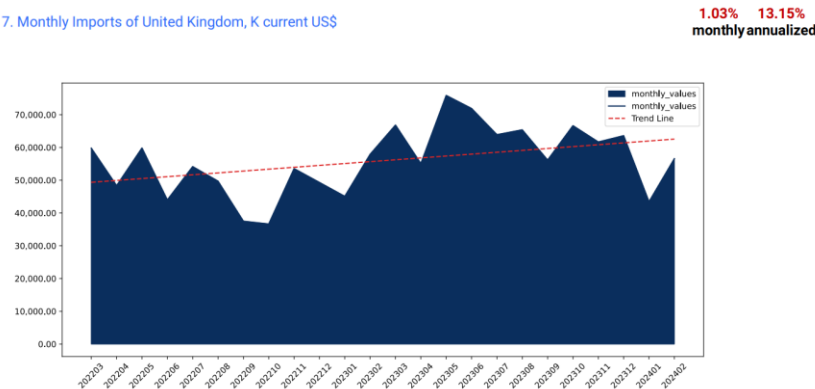


The GTAIC reports include valuable data on **monthly dynamics** of all key market parameters

Volumes of international supplies

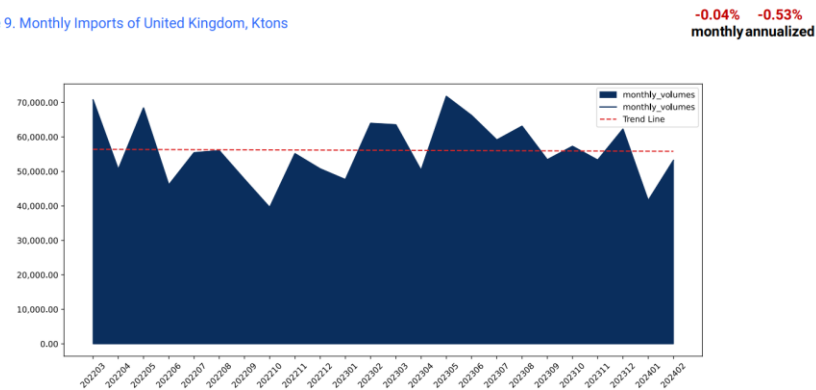
IN \$-TERMS

Figure 7. Monthly Imports of United Kingdom, K current US\$



Monthly supplies of Rice to UK, K US \$

Figure 9. Monthly Imports of United Kingdom, Ktons

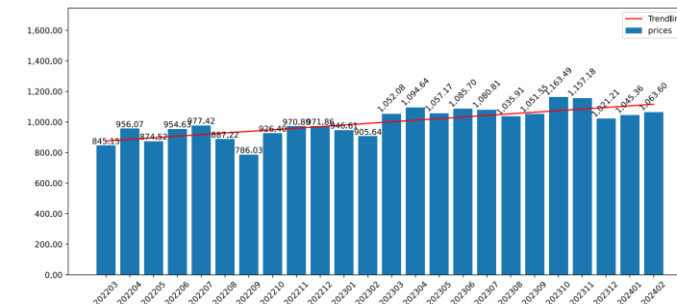


Monthly supplies of Rice to UK, Ktons

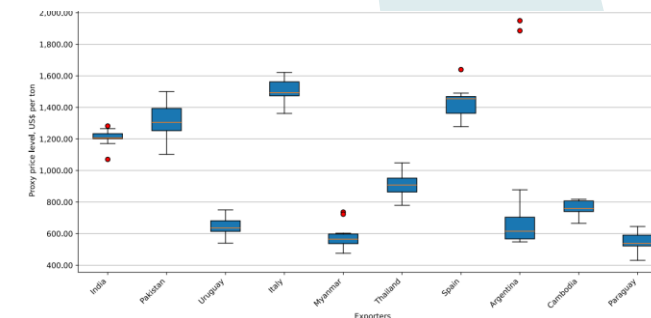
Volumes of international supplies

IN TONS

Average level of proxy prices on imports



Average Monthly Proxy Prices on Imports of Rice to UK, US \$ per 1 ton

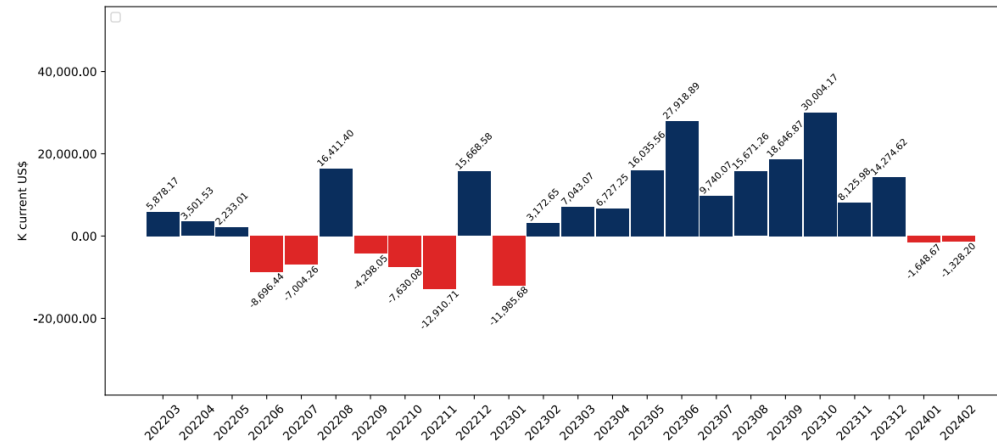


Monthly Proxy Prices on Imports of Rice to UK, US \$ per 1 ton, per supplying countries

The service allows tracking **most recent short-term market developments** for these parameters

Volumes of international supplies

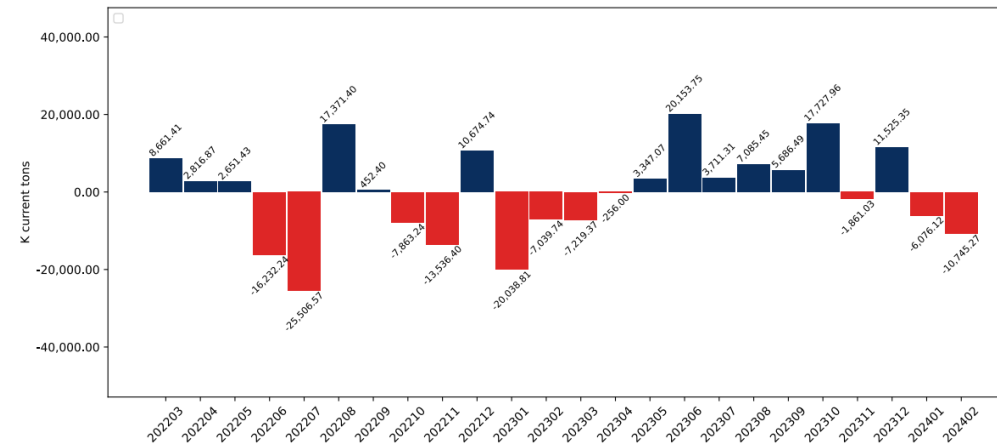
IN \$-TERMS



Y-o-Y Monthly Level Change of Imports of Rice to the United Kingdom, K current US\$

Volumes of international supplies

IN TONS



Y-o-Y Monthly Level Change of Imports of Rice to the United Kingdom, K tons

The information in the GTAIC reports allows monitoring **changes in competition**, identifying most growing and most declining suppliers

Figure 14. Contribution to Growth of Imports in LTM (March 2023 – February 2024),K US\$

GROWTH CONTRIBUTORS

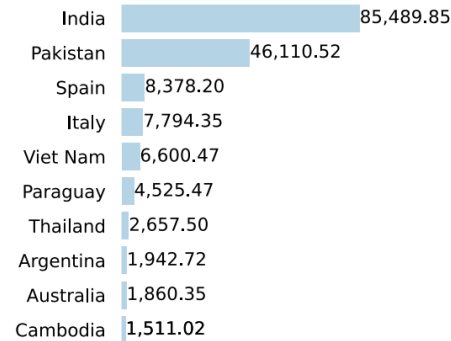


Figure 15. Contribution to Decline of Imports in LTM (March 2023 – February 2024),K US\$

DECLINE CONTRIBUTORS

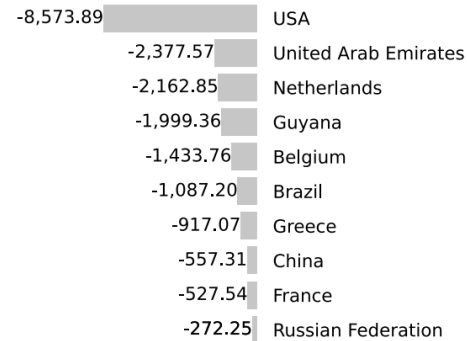


Figure 17. Contribution to Growth of Imports in LTM (March 2023 – February 2024), tons

GROWTH CONTRIBUTORS




Figure 18. Contribution to Decline of Imports in LTM (March 2023 – February 2024), tons

DECLINE CONTRIBUTORS



Total imports change in the period of LTM was recorded at 151,210.85 K US\$.

Total imports change in the period of LTM was recorded at 43,079.63 tons

Top-10 countries with positive and negative contribution to the growth of imports of Rice to United Kingdom in the period of LTM (March 2023 – February 2024 compared to March 2022 – February 2023) in US \$-terms (on the left) and in tons (on the right).

The GTAIC Cross-Country reports can be easily used as a tool to make comparisons across different countries, regions and products



Cross-Country Report for:
Medicaments; (not goods of heading no. 3002, 3005 or 3006) consisting of mixed or unmixed products for therapeutic or prophylactic use, put up in measured doses (incl. those in the form of transdermal admin. systems) or packed for retail sale

Report generated: 28.04.2025

Pharmaceutical Products: Trends in Central, Eastern and South European countries

Published: April 28, 2025
Product: Packaged Medicaments
HS code: 3004
Pages: 63

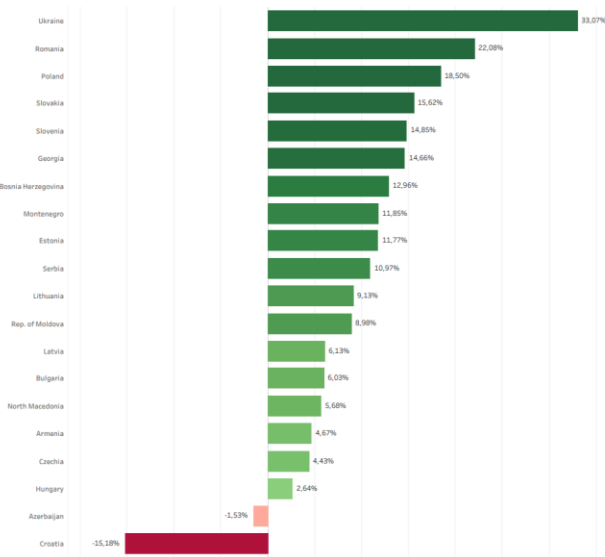
[Download Report In PDF](#)

Last Twelve Months Trends (US \$)

This section presents the import values, expressed in US \$, reported by each country analyzed in the Last Twelve Months (LTM) Period. The table provides import values for each country analyzed both in the Last Twelve Months and in the corresponding period a year before, along with the calculated growth rate of imports. The figure on the left visually highlights which countries have experienced an increase or decrease in imports, and the extent of these changes.

Country Analyzed	Last Twelve Months Period (LTM)	Product Imports in LTM, M US \$	Product Imports in the Period 12 Months Before LTM, M US \$	Product Imports Growth in LTM Compared to the Same Period 12 Months Before, %
Slovenia	11.2023 - 10.2024	8 571,7	7 463,39	14,85%
2023		8 223,28	6 939,48	18,50%
2024		5 595,01	5 357,67	4,43%
2023		4 835,31	3 960,77	22,08%
2024		2 000,16	2 825,57	-2,64%
2024		2 384,24	2 062,13	15,62%
2025		2 331,79	1 752,30	33,07%
2024		1 684,16	1 588,38	6,03%
2025		1 488	1 363,51	9,13%
2024		1 363,68	1 228,87	10,97%
2024		974,51	1 148,92	-15,18%
2024		862,5	812,68	6,13%
2024		709,42	634,71	11,77%
2024		622,69	543,08	14,66%
2024		443,27	450,16	-1,53%
2024		405,33	358,83	12,96%
2024		286,39	262,79	8,98%
2024		219,08	207,31	5,68%
2024		165,55	158,16	4,67%
2025		159,7	142,78	11,89%

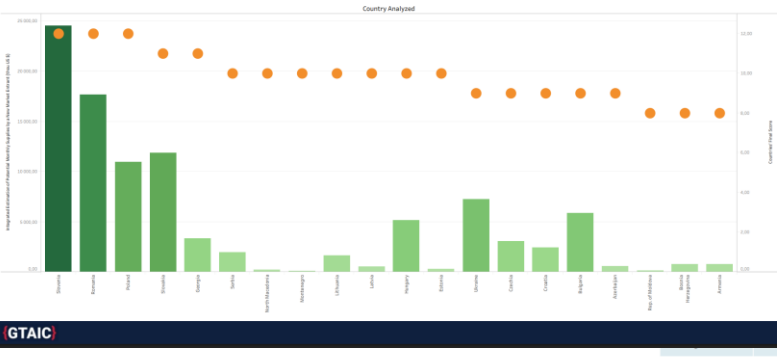
Growth Rate of Imports (US \$) in LTM Compared to the Same Period 12 Months Before LTM, %



Most Promising Markets for Exporting the Good Analyzed out of the Countries Analyzed

This figure below visualizes (i) the Final Scores describing the attractiveness of the countries analyzed as promising export destinations, and (ii) the integrated Estimation of the Potential Monthly Supplies to the respective markets by a New Market Entrant, expressed in US \$. The integrated estimation of the potential monthly supply is calculated based on two components: Component 1: the anticipated average monthly market growth, derived from the trend observed over the past 24 months on assumption is that the identified trend will remain unchanged, and the calculated average monthly increase is applied to actual data on the volume of average monthly import supplies over the last 12 months, along with the corresponding average price. Component 2 signifies the extra potential supply linked to the potential strong competitive advantage of the new market entrant. Its calculation is based on the factual parameters of supplying countries that have experienced the highest growth in their supplies to the chosen country over the past 12 months.

Countries' Final Scores on Export Potential Estimation and integrated Estimation of Potential Monthly Supplies by a New Market Entrant (thou US \$).



The service can be easily applied to follow the recent developments in the product markets **through the entire value chain**

The case of Electric Vehicles Market:

- **Finished Product: Electric Vehicles**

Report Request from GTAIC:

- *The Market of Electric Vehicles in Germany, which is attributable for 13% of global trade*

- **Component (L1): Lithium-Ion Batteries**

Report Request from GTAIC:

- *The Market of Lithium-Ion Batteries in Germany (one of the key components for manufacturing of Electric Vehicles)*

- **Component (L2): Lithium-Carbonate**

Report Request from GTAIC:

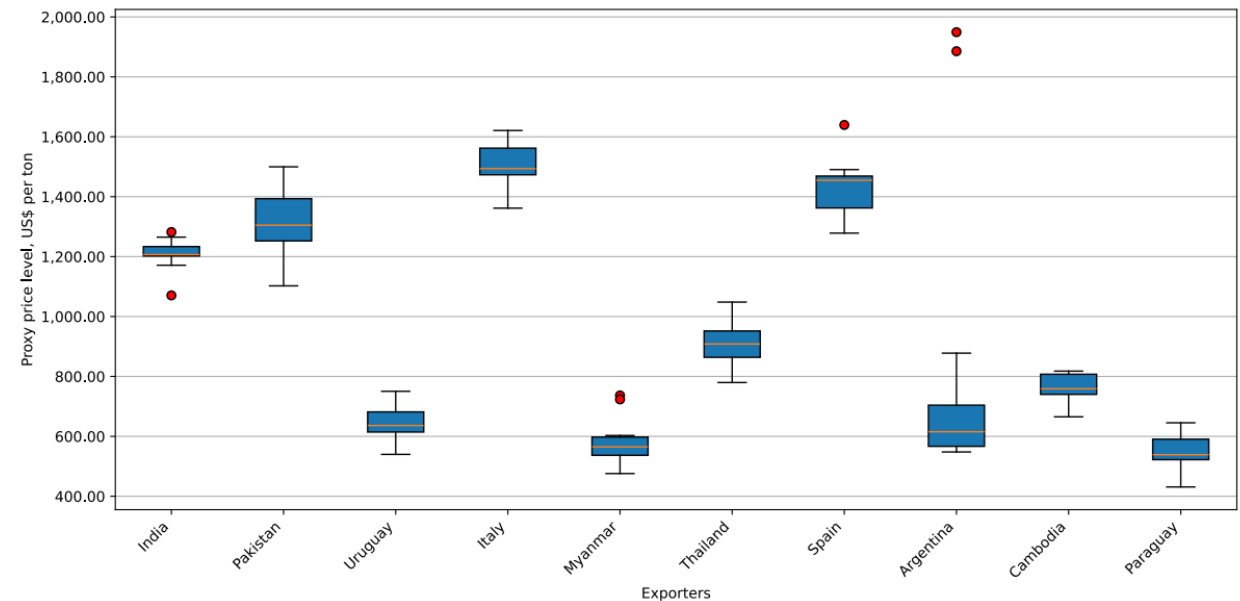
- *The Market of Lithium-Carbonate in China (one of the key components for manufacturing of Lithium-Ion Batteries, while China is the major supplier of Batteries to Germany)*

The GTAIC service can also be used as a trade **anomalies and arbitrage** opportunities detection tool

Being based on recent data, GTAIC service can help users to timely identify opportunities for trade arbitrage through anomalies revealed in reports.

Big data used for reports preparation (dozens of terabyte of data) allows the users to identify the anomalies in market statistics, which can create arbitrage opportunities or provide valuable information for equity research and similar activities.

The chart shows distribution of proxy prices on imports for the period of LTM (03.2023-02.2024) for Rice exported to United Kingdom by largest suppliers. Red dots represent unusually high or low values (i.e., outliers), which are not included in the box plot.



Since the original data bases used can be updated daily, each request gets only the most recent and relevant data exactly at the moment of request.



The task of **data reliability** is put on top – only reliable and trusted official statistics is used to prepare the reports

Focus on using the latest official raw data

- A notable feature of the platform is its focus on using the **latest official monthly raw data**, which **has not been processed or aggregated by other platforms**. This makes the data the GTAIC service delivers extremely reliable and accurate.
- By doing that, the GTAIC service strives for delivering **the most realistic and recent market data possible**.
- For instance, if we consider a section of a report on foreign trade delivered by the GTAIC service, the data comes directly from the UN Comtrade database, which is considered the most comprehensive trade database available with more than 1 billion records.
- The GTAIC service **operates only monthly trade statistics** in order to deliver the most recent numbers to capture trends that are as much close to the present as possible.

However, operating at the level of monthly data causes a lot of complications related to data quality. In most cases, the data may be inconsistent, erroneous, full of outliers, or of poor quality and incomplete.

Since low quality of data is a common problem for most datasets, how does the GTAIC service deal with it?



Employment of ML algorithms

- The GTAIC service has been designed to **successfully address most of problems surrounding market data**.
- With the central idea to **preserve as much market data in datasets as possible**, the service **employs the most efficient statistical tools to clean the data** for further analysis.
- These tools have been carefully selected and configured to best suit the type of data being used. They also demonstrated **superior performance in our in-house data lab tests**.
- The GTAIC service **doesn't employ any opaque AI technologies**, which look like a "black box" systems that can't explain themselves or why they are operating in a certain way. Instead, **the service uses advanced supervised machine learning algorithms that were tuned specifically for handling complex multi-factor problems in the realm of international economics**. This combines a sophisticated approach to analyzing and interpreting data in international business with traditional methods used in the field of business economics.
- Once the data have been processed by a set of algorithms, **the GTAIC service applies a number of analytical tools to extract information about market, meaningful patterns and relationships**.
- These insights are essential for understanding the development of international business, including factors such as trade dynamics, economic policies, market behavior, and more.
- Specifically, users benefit from gaining information on market volumes and sizes, demand and supply characteristics, macroeconomic risks and entry barriers, short-term and long-term trends, competition, prices, potential market capacity, as well as on general economic development of a countries.

The service is **easy** to use

STEP 1

Choose the Product

GTAIC uses goods classification under Harmonized System by WCO – you can choose any 4 or 6–digit code out of 5,600+ goods.

Request Report

STEP 3

Clique the button “Request Report”

Once we have cliqued the button “Request Report”, GTAIC service starts the process of report preparation by sending the request for the latest available data from UN Comtrade.

Request Report

STEP 2

Choose the Country

GTAIC can construct report on any country that submits trade statistics to UN Comtrade, subject that this data is consistent and considered reliable by imbedded ML algorithms.

Request Report

STEP 4

Now be patient while GTAIC is working on your Report

Normally, it takes several minutes for GTAIC to prepare the report, depending on the load of UN Comtrade and the quality of statistics data available.

My Reports

DATE OF REQUEST	PRODUCT HS CODE	PRODUCT DESCRIPTION	COUNTRY	STATUS
Apr 13, 2024	180100	Cocoa beans	Belgium	Under process
Apr 05, 2024	870380	Electric motor vehicles	USA	Ready
Apr 03, 2024	870380	Electric motor vehicles	Malaysia	Ready

Normally, it takes up to 5 minutes to prepare the 50+ pages report plus supporting files with trade data and companies information

STEP 5

Click the button “Download” to get your Report and Supporting Files

Once the status is changed to “Download”, you can download the Report in pdf, together with the Excel file with all the data from the Report, and Data on Companies involved in the production of the analyzed product, including potential major competitors in the target market.

My Reports

[View All](#)

Date of request	Product HS Code	Product Description	Country	Status
May 02, 2025	3003	Unpackaged medicaments	Barbados	Download
May 02, 2025	6104	Knitted women's suits	Italy	
Apr 25, 2025	740311	Copper cathodes and sections	China	

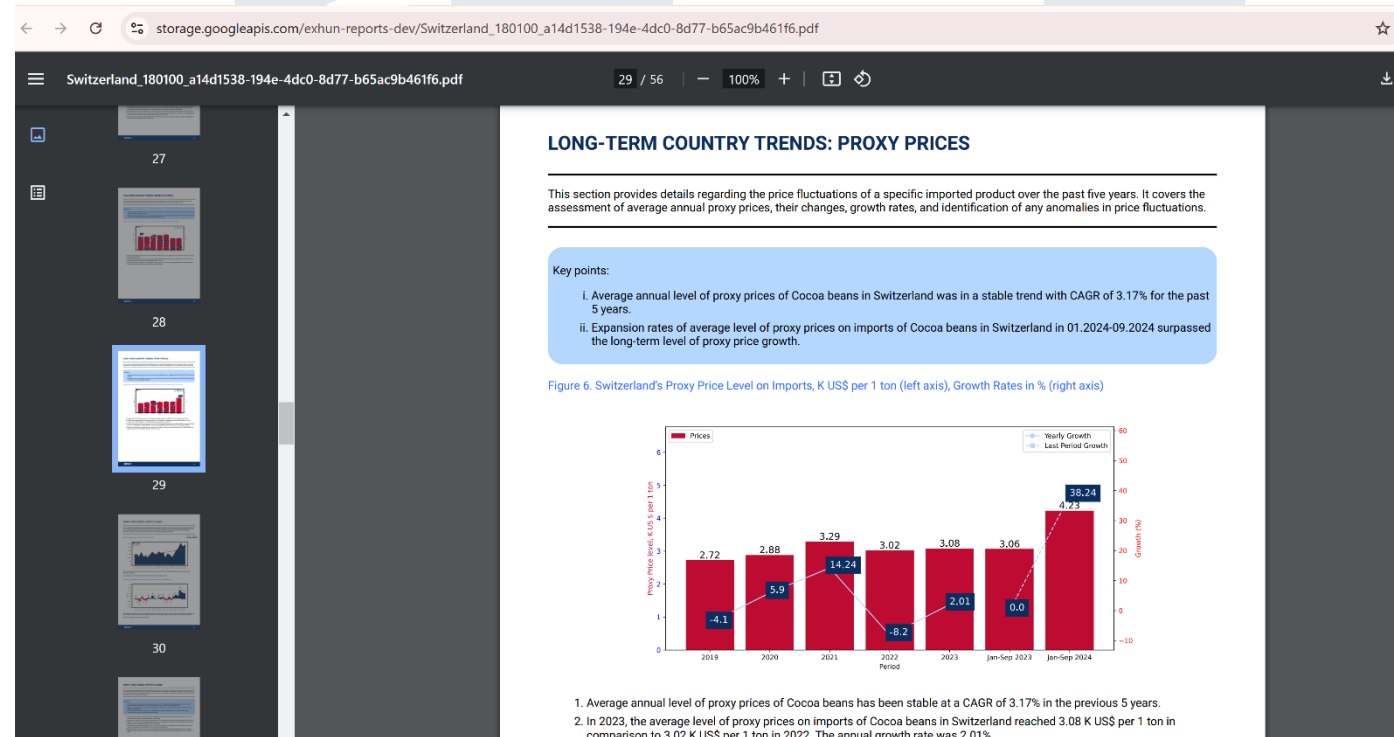
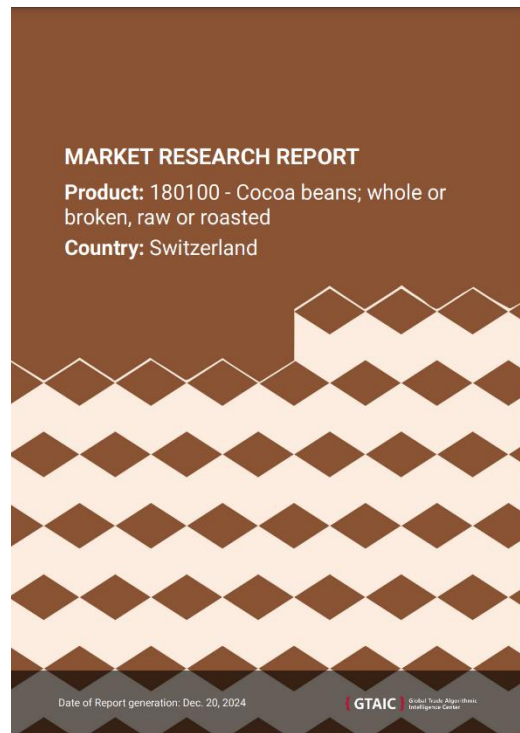
[Profile info](#)[Subscription](#)[PDF Report](#) [Excel File](#) [List of Companies](#)

Unpackaged medicaments - Barbados

This File contains comprehensive PDF report, spanning over 50 pages

[Download as PDF](#)[Download PDF Report](#)

The report in pdf-format and can be easily saved, shared or used otherwise with proper reference to GTAIC.



18

Data on Companies involved in the production of the analyzed product is also provided with the Report, downloadable in excel

manufacturers_companies_for_USA_7601_ccb59e6d-9b26-48a3-b0b9-5eab8df7f832				
A	B	C	D	E
1				
2				
3	Target country:		USA	
4	HS Code:		7601	
5	SIC codes:		3341, 3399, 3334, 2819	
6				
7				
8	Top exporting countries:			
9	Canada		7824.37 M US\$	
10	United Arab Emirates		1216.09 M US\$	
11	Argentina		478.26 M US\$	
12				
13				
14				
15				

manufacturers_companies_for_USA_7601_ccb59e6d-9b26-48a3-b0b9-5eab8df7f832					
A	B	C	D	E	F
1	Company Name	Country	ID	City	Address 1
2	ELECTROMETALURGICA ANDINA S.A.I.C.	ARGENTINA	522877595	Ciudad de Buenos Aires	Avenida General Ortiz de Ocampo 3302
3	ALUAR ALUMINIO ARGENTINO S.A.I. y C.	ARGENTINA	522940825	VICTORIA	Doctor Luis Pasteur 4600
4	CONUAR S.A. COMBUSTIBLES NUCLEARES ARGENTINOS	ARGENTINA	523082181	EZEIZA	Presbítero Juan González y Aragón 15
5					CONUAR
6	Company Name	Country	ID	City	Address 1
7	Canadian Nuclear Laboratories Ltd	CANADA	245987579	Chalk River	286 Plant Rd
8	Alcoa Canada Cie	CANADA	246478168	Montréal	1 Place Ville-Marie bureau 2310
9	Rio Tinto Fer et Titane Inc	CANADA	246577569	Sorel-Tracy	1625 rte Marie-Victorin
10					RTFT
11	Company Name	Country	ID	City	Address 1
12	MASTER BUILDERS SOLUTIONS CONSTRUCTION CHEMICALS L.L.C	UNITED ARAB EMIRATES	282634399	Dubai	Unit 1, Al Hibab Road, C18 Street, Dubai Investment Park 1
13	AUTOMATIC SYSTEM CORPORATION	UNITED ARAB EMIRATES	324947776	Abu Dhabi	Near NPCC Roundabout Al Musaffa Industrial Area, Plot no. 141-146
14	FALCON CHEMICALS (L.L.C.)	UNITED ARAB EMIRATES	380729286	Dubai	Jebel Ali Expo Road Plot No 599-0163, Al Hatta Al Hibab Road, Je
15					FALCON CHEMICALS
16	Company Name	Country	ID	City	Address 1
17	Olin Corporation	USA	186472525	Saint Louis	190 Carondelet Plz Ste 1530
18	Simpson Manufacturing Co., Inc.	USA	188704736	Pleasanton	5956 W Las Positas Blvd
19	Nemak Automotive Castings, Inc.	USA	192605122	Sheboygan	3101 S Taylor Dr
20					Nemak
21					
22					
23					
24					
25					
26					
27					
28					

The information provided in this table is based on data compiled by BoldData

Data on recent policy changes that may impact trade and investment in the country under analysis is provided

8

POLICY CHANGES AFFECTING TRADE

CHINA: GOVERNMENT INCREASES ADDITIONAL TARIFFS ON ALL IMPORTED GOODS FROM THE UNITED STATES FROM 84 PERCENT TO 125 PERCENT (APRIL 2025)

Date Announced: 2025-04-11 Date Published: 2025-04-11 Date Implemented: 2025-04-12

Alert level: Red

Intervention Type: Import tariff

Affected Countries: United States of America

On 11 April 2025, the State Council Tariff Commission issued Announcement 2025/6, amending the duties on all imports from the United States of America. This action increases the additional duty from 85 percent (as announced on 9 April, see related state act) to 125 percent. The new duties will enter into force on 12 April 2025.

The announcement highlights that the tariffs are introduced as a countermeasure to the increase in the "reciprocal tariff" imposed on Chinese imports by the Donald Trump Administration on 10 April 2025 (see related state act).

In this context, the announcement states: "Given that there is no longer any possibility of market acceptance for US goods exported to China under the current tariff levels, China will ignore any subsequent tariff increases by the US on Chinese goods exported to the United States" (translated).

Source: PRC Ministry of Finance | [11 April 2025]
https://gtaic.mof.gov.cn/gtad/zhengqifabu/202504/20250409_3961684.htm PRC Ministry of Finance | [11 April 2025]
Press Release (revised on 11 April 2025) https://gtaic.mof.gov.cn/gtad/zhengqifabu/202504/20250409_3961685.htm

CHINA: GOVERNMENT TO IMPOSE NO TARIFFS ON PRODUCTS FROM 3 LDCS

Date Announced: 2023-02-17 Date Published: 2023-06-06 Date Implemented: 2023-03-01

Alert level: Green

Intervention Type: Import tariff

Affected Countries: Burundi, Ethiopia, Niger

On 17 February 2023, the Chinese Customs Tariff Commission of the State Council published Tax Commission Announcement No. 2 of 2023 granting 0% preferential tariff rates to imports from Ethiopia, Burundi, and Niger. The measure will apply from 1 March 2023.

The preferential tax rate of zero is applicable to imported products of 98% of the tax items of these three least developed countries. This announcement follows the Tax Commission Announcement of No. 6 of 2021 when the policy was conceived. Countries eligible for preferential tax treatment are announced gradually.

Source: PRC Customs Tariff Commission of the State Council | 68% 2021 8 (Announcement on Setting Zero Tariff Treatment to 98% of Tax Items of Least Developed Countries' Tax Items, Tax Commission Announcement [2021] No. 6, 13-10-2021) Available at: http://www.gov.cn/jingji/zhengqifabu/2023/02/12/content_5540000.htm PRC Customs Tariff Commission of the State Council | 98% (Preferential tax rate table for 98% tax items) Available at: http://www.gov.cn/jingji/zhengqifabu/2023/02/12/content_5540000.htm PRC Customs Tariff Commission of the State Council | 98% (Preferential tax rate table for 98% of the tax items of the three countries including Ethiopia) 11/05/2023 Available at: http://gtaic.mof.gov.cn/gtad/zhengqifabu/202305/20230512_3967977.htm PRC Customs Tariff Commission of the State Council | 98% 2022 2 (Announcement on the zero tariff treatment for 98% of the tax items in three countries, Tax Commission Announcement No. 2 of 2023, 3/08/2022) Available at: http://gtaic.mof.gov.cn/gtad/zhengqifabu/202302/20230217_3967075.htm

The information provided is sourced from Global Trade Alert

The User's Account with the reports requested **remains accessible for 1 year**, even in case of cancellation of the subscription

Each requested report is available in the User's account for 1 year after the date of request.

The User's Account is accessible for 1 year even in case the User has cancelled his or her subscription with GTAIC.

The screenshot displays the user interface of the Global Trade Algorithmic Intelligence Center (GTAIC). At the top, a dark navigation bar contains the GTAIC logo, navigation links (Our Products, Pricing, Resources, Blog, How it works), and user actions (Profile, Logout). Below this, the 'My Reports' section features a table with three entries, each for a report requested on Feb 12, 2025, for product HS Code 2703 (Peat) from Kuwait, Malaysia, and Ireland. Each entry provides download links for PDF, XLSX, and XLSX formats. A 'View All My Reports' button is located to the right of the table. The 'Profile info' section on the left includes fields for Full name, Country, Email, and a toggle for 'Receive notifications?'. Below these are buttons for 'Edit profile' and 'Change password'. The 'Subscription' section on the right shows a 'Start' button with a 'CANCELLED' status, a price of €4.99/mo, and a credit balance of 7 (with 8 already used). It also displays '3 - No of Monthly Credits for Reports Downloads under Your Plan' and a 'Buy' button for a single report request at €4.99. A 'Note' box explains that the subscription expires on Mar 15, 2025, and provides instructions on how to continue using the service or purchase a single report. A 'Manage My Subscription' button is located at the bottom right of the subscription section.

{ GTAIC } Global Trade Algorithmic Intelligence Center

Our Products Pricing Resources Blog How it works Profile Logout

My Reports

View All My Reports

Date of request	Product HS Code	Product Description	Country	PDF Report	Excel File	List of Companies
Feb 12, 2025	2703	Peat	Kuwait	Download PDF	Download XLSX	Download XLSX
Feb 12, 2025	2703	Peat	Malaysia	Download PDF	Download XLSX	Download XLSX
Feb 12, 2025	2703	Peat	Ireland	Download PDF	Download XLSX	Download XLSX

Profile info

Full name
Country
Email
Receive notifications? ☐

Edit profile
Change password

Subscription

Start CANCELLED
€4.99/mo
7 - Credits left (8 already used)
3 - No of Monthly Credits for Reports Downloads under Your Plan
€4.99 - Price for Single Report Request Buy

Note
Your subscription will expire on Mar 15, 2025. You can continue using the service until then, provided you have remaining credits for report downloads. Alternatively, you can purchase a single report for €4.99 by clicking the button under your Subscription details.

Manage My Subscription

With GTAIC pricing policy, **quality analytics** is made affordable for large audience, including small businesses

Start	Advanced	Business <small>Best Value</small>	Pro
Get started with our basic offer	For small businesses that need multiple reports monthly	For growing export-oriented businesses and professional market researchers	For large-scale businesses and institutions
\$4.99 /mo	\$39.99 /mo	\$99.99 /mo	\$199.99 /mo
Get Started	Get Started	Get Started	Get Started
<ul style="list-style-type: none"> ✓ 5 credits monthly ✓ 1 Product-Country Report ✓ Basic client support ✓ Unused credits roll-over to subsequent months 	<ul style="list-style-type: none"> ✓ 50 credits monthly ✓ Up to 10 Product-Country Reports ✓ Up to 1 Cross-Country / Country-Country Reports ✓ Basic client support ✓ Unused credits roll-over to subsequent months 	<ul style="list-style-type: none"> ✓ 150 credits monthly ✓ Up to 30 Product-Country Reports ✓ Up to 3 Cross-Country / Country-Country Reports ✓ Basic client support ✓ Unused credits roll-over to subsequent months 	<ul style="list-style-type: none"> ✓ 300 credits monthly ✓ Up to 60 Product-Country Reports ✓ Up to 6 Cross-Country / Country-Country Reports ✓ Priority client support ✓ Unused credits roll-over to subsequent months
4⁹⁹ EUR	3⁹⁹ EUR	3³³ EUR	
PRICE PER ONE REPORT	PRICE PER ONE REPORT	PRICE PER ONE REPORT	

2 **FREE** monthly bonuses are provided under START

Depending on the subscription plan chosen the cost of the single report (like the one on the Market of Electric Vehicles in Germany) is just 3-5 Euro, including VAT.

Monthly billing for the service is available for all types of users, with no need to pay for costly yearly packages

The START subscription plan by GTAIC costs just 4.99 Euro monthly, including VAT or sales tax, allowing for 3 reports, while most market research services offer yearly packages starting from 2,000 Euro paid in advance.

Start	Advanced	Business	Pro
Get started with our basic offer	For small businesses that need multiple reports monthly	For growing export-oriented businesses and professional market researchers	For large-scale businesses and institutions
\$4.99 /mo	\$39.99 /mo	\$99.99 /mo	\$199.99 /mo
Get Started	Get Started	Get Started	Get Started
<ul style="list-style-type: none">✓ 5 credits monthly✓ 1 Product-Country Report✓ Basic client support✓ Unused credits roll-over to subsequent months	<ul style="list-style-type: none">✓ 50 credits monthly✓ Up to 10 Product-Country Reports✓ Up to 1 Cross-Country / Country-Country Reports✓ Basic client support✓ Unused credits roll-over to subsequent months	<ul style="list-style-type: none">✓ 150 credits monthly✓ Up to 30 Product-Country Reports✓ Up to 3 Cross-Country / Country-Country Reports✓ Basic client support✓ Unused credits roll-over to subsequent months	<ul style="list-style-type: none">✓ 300 credits monthly✓ Up to 60 Product-Country Reports✓ Up to 6 Cross-Country / Country-Country Reports✓ Priority client support✓ Unused credits roll-over to subsequent months

2 **FREE** monthly bonuses are provided under START

Safe payments are made with Stripe, the GTAIC service does not collect, store or otherwise use the sensitive data of the users

All payments for the GTAIC service are made with Stripe – a global technology company that builds economic infrastructure for the internet payments, trusted by millions of companies globally.

stripe

Other **secure payment** options are supported

For customized solutions and one-time payments, direct bank transfers are also available.

Invoices are available upon request

Personalized Solutions can be available fit to the specific request of corporate users

We offer **Personalized Solutions** to our corporate clients based on their projected load of the service.

Enhanced analytical support through customized market research reports tailored to specific needs.

API and white label solutions can be discussed upon request.

Billing and invoicing is under EU legislation and is **aligned with the specific requirements** related to the country of residence of users

Both individuals and firms can use the service with no limitations.

The billing and invoicing processes are provided via Stripe and are aligned to fit the specific requirements of the country of residence of the users in terms of taxation.

We see our mission in offering a quality **data-science tool** for **market analysis and forecasting**

The ultimate goal of the service is to provide users with a **quick and easy access to up-to-date market data, forming a solid foundation for market analysis and forecasting.**

We also believe that **removing price barriers** for individual researchers, employees and small businesses will help to **unleash the power of data for better business decision making.**

Contact us

GTAIC service is indeed **Global**, it's all about **Trade**, and is based on **Intelligence Algorithms** of data analysis.

It is developed and supported by a **team of enthusiasts in economics, statistics, market research, and IT**, who love figures, respect mathematics and statistics, and have prepared a great number of market and economic research before.

E-mail us at sales@gtaic.ai in case of any questions.

CONNECT WITH US:



UAB Export Hunter

Konstitucijos pr.15-69A
Vilnius, Lithuania

www.gtaic.ai

Follow us on LinkedIn

You are welcome to visit gtaic.ai website or to join our official accounts at LinkedIn for more details on the service.