

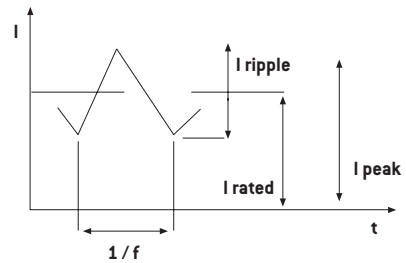
SMD Power Inductors ESI 01



- Energy storage, smoothing, filtering
- Applied standards: ECSS-Q-ST-70-02C, MIL-STD-202, D0-160 and ESCC 3201 generic specification for space products
- Materials meet UL94-V0 rating
- Suited for I_R and vapor reflow soldering
- Frequency range up to 1 MHz
- Operating temperature range: -55°C to $+125^{\circ}\text{C}$
- Weight: < 2 grams

Electrical Data (25°C)

ID Code	Inductance no load (μH)	Tol. (%)	Rated current (A_{DC})	Inductance at rated current (μH)	DCR at 25°C ($m\Omega$)
ESI 01 2K7 1x	2.69	20	2.10	1.72	$24 \pm 12\%$
ESI 01 4K2 1x	4.20		1.70	2.69	$26 \pm 15\%$
ESI 01 7K1 1x	7.10		1.20	4.54	$51 \pm 12\%$
ESI 01 12K 1x	12.10	17	1.10	7.77	96 max.
ESI 01 17K 1x	16.8		0.93	11.15	$124 \pm 12\%$
ESI 01 22K 1x	22.2		0.76	14.75	$142 \pm 12\%$
ESI 01 31K 1x	30.62	15	0.63	20.33	$200 \pm 10\%$
ESI 01 48K 1x	48.56		0.49	33.02	492 max.
ESI 01 64K 1x	63.90		0.41	43.44	$630 \pm 12\%$
ESI 01 81K 1x	81.30	12	0.39	55.29	$710 \pm 12\%$
ESI 01 M10 1x	100.85		0.33	71	$1000 \pm 12\%$
ESI 01 M15 1x	151.20		0.26	106.45	1300 max.

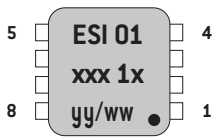


To Order

ESI01 ### 1x

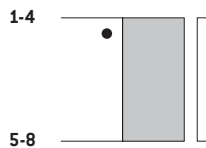
ESI01	###	1	x
SMD Energy Storage Inductor	Value code 2K7 = 2,7 μH M10 = 100 μH	Version	x = J J leaded x = WW Terminals

Marking

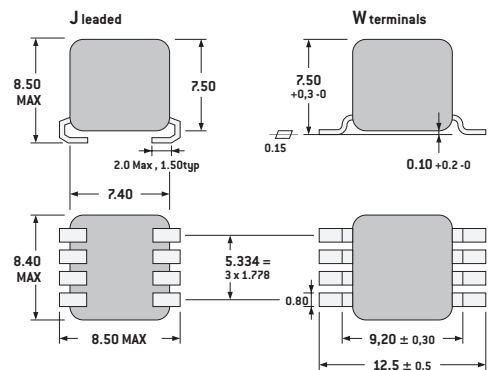


yyww:
Date code

Connections



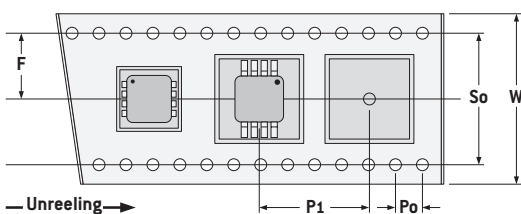
Dimensions (mm)



Packaging

Tape and Reel:

J leaded - 600 units per reel of diameter 330 mm
W terminals - 400 units per reel of diameter 330 mm



J leaded	W terminals
F: 11.5	F: 11.5
P1: 12	P1: 18
Po: 4.0	Po: 4.0
W: 24.0	W: 24.0
So: none	So: none

PCB Layout (suggested)

