

2020-R2 (effective 17/05/2020)

Contents

Enhancements	3
Roadmap	3
Allow more than 99 cash accounts - For PBA	3
Additional information in the Show Periods screen	3
MFA 24 hour keep alive	4
New options in WUI to allow Budget and Forecast uploads from their corresponding entry screens.	4
P&L with EBITDA line descriptions	5
Add job status column in BFM Contract Valuation job list screen.	5
Approval Efficiencies when emailing the Approved PO or SC back to the Requestor	5
One click Send for Approval and One click Print	6
Show the Entered Date in Prepare Invoices for Approval screen.	6
Replace the Related Content File Queue and Upload	6
Integration of Jobpac Connect to 'Viewpoint TEAM' for mobile Project Management	7
Security - Password length increased to 10 characters	7
Suggestion Box	8
Ability to reset your own password	8
Mixed tax codes in SC Agreements	9
Retention This Claim figure now available on JOM form for SC Schedule of Payments summary form	11
Advanced approval enhancements - rearrange RMB options	12
Fixes	13
Module – Accounts Payable	13
Module – Accounts Receivable	14
Module – Advanced Approvals	14
Module – Business Forecasting Module	14
Module – Field View Integration	15
Module – Fixed Assets	15
Module – General Ledger	15

Module – Job Costing	16
Module – Payroll	17
Module – Progress Claims	17
Module – Purchase Orders	17
Module – Stock	18
Module – Subcontracts	18
Module – System Administration	18
Module – Variations	18
Module – Web Services	19

Enhancements

Roadmap

- **Allow more than 99 cash accounts - For PBA**

With the PBA and other legislative changes, there is a requirement for more than 99 cash accounts within Jobpac. Previously cash accounts were defined through the system parameter maintenance by using system parameter CASH, as the primary cash account, and CASHnn as the additional cash accounts (where nn = 01-99). Now the cash accounts CASH-CASH99 will still be able to be maintained through the system parameter maintenance, and a new cash account maintenance program will be available to maintain those accounts plus up to 9899 other cash accounts.

Note: This Maintenance program can be setup as a standalone menu option if you are comfortable with CMS Menu Design. Or seek support if you need assistance with adding the new option.

- Type = P
- Description = Cash Account Maintenance
- Command = CSHACCTMNP

CASH ACCOUNT MAINTENANCE

ACTIONS
 OK
 BACK

WKID	SEQ	GL ACCOUNT	GL ACCOUNT DESCRIPTION	DIRECT ENTRY USER NAME	REMITTER	BANK BSB	BANK ACCOUNT	BANK NAME	CHQ	EFT	EFT USERID
111		001000		Vintech Pty Ltd	BUILDING SERV AG	BBBBBB	AAAAAAAAAAAAAAA	NNN			DEIDNO
111	99	021000				BBBBBB	AAAAAAAAAAAAAAA	NNN			
621		201521	MAIN BANK ACCOUNT	TM Construction P/L	BFM Demonstr Ltd	014002	775410849	ANZ			???
621	1	201599	DUMMY BANK A/C FOR O	TM Construction P/L	BFM Demonstr Ltd	014002	999999999	ANZ			???
621	99	201599	DUMMY BANK A/C FOR O			014002	999999999	XYZ			
622		201521	MAIN BANK ACCOUNT	TM Construction P/L	BFM Demonstr Ltd	014002	775410849	ANZ			???
622	99	201599	DUMMY BANK A/C FOR O			014002	999999999	XYZ			
623		201521	MAIN BANK ACCOUNT	TM Consulting P/L	BFM Demonstr Ltd	014002	775410849	HSB			???
623	99	201599	DUMMY BANK A/C FOR O			014002	999999999	XYZ			
666		003000	TRADE CREDITORS CONT	Vintech Pty Ltd	ABC Construcn						???
666	99	003000	TRADE CREDITORS CONT								
700		201521	WESTPAC No.1	ABC Construction Pty Ltd	ABC Construcn	014002	775410849	ANZ			DEIDXX
700	1	201531	CASH IN TRANSIT	SB Corporate Services	SB Corporate	014002	775410849	CBA			345678
700	2	201525	Unallocated Cash	ABC Construction Pty Ltd	ABC Construcn	014002	775410849	BNZ			DEIDXX
700	3	201531	CASH IN TRANSIT	ABC Construction	ABC Construct	123456	88324445	CBA			USR121
700	6	201599	DUMMY BANK A/C FOR O	ABC Construction Pty Ltd	ABC Construcn	014002	775410849	ANZ			DEIDXX
700	7	201599	DUMMY BANK A/C FOR O	ABC Construction Pty Ltd	014003	014002	775410860	ANZ			USR7

<input type="text"/>	<input type="text"/>	<input type="text"/>	<input type="text"/>	<input type="text"/>	<input type="text"/>	<input type="text"/>	<input type="text"/>	<input type="text"/>	<input type="text"/>	<input type="text"/>	<input type="text"/>
<input type="text"/>	<input type="text"/>	<input type="text"/>	<input type="text"/>	<input type="text"/>	<input type="text"/>	<input type="text"/>	<input type="text"/>	<input type="text"/>	<input type="text"/>	<input type="text"/>	<input type="text"/>

- **Additional information in the Show Periods screen**

Show Periods screen to show end of month processing information:

- Last Rollover Date, Time, By User
- Next Scheduled Date, Time, By User
- Scheduled At Date, Time, By User
- Current Rollover In Progress, Start Date, Start Time

Note: The auditing of the information will begin to accumulate from the next end of month processing after the deployment of this release.

	LAST ROLLOVER DATE	LAST ROLL OVER TIME	LAST ROLLOVER BY USER	NEXT SCHEDULED DATE	NEXT SCHED TIME	NEXT SCHEDULED BY USER	SCHEDULED AT DATE	SCHED AT TIME	CURRENT ROLLOVER IN PROGRESS	CURRENT ROLLOVER START DATE	CURR R'OVER START TIME
Accounts Payable	AUG...	10/12/2019	11:03:50	KWOOHS0							
Accounts Receivable	AUG...	10/12/2019	11:03:50	KWOOHS0							
General Ledger	AUG...	10/12/2019	11:03:50	KWOOHS0							
Job Costing	AUG...	10/12/2019	11:03:50	KWOOHS0							
Payroll	AUG...	10/12/2019	11:03:50	KWOOHS0							
BFM	AUG...	7/04/2020	14:47:12	KWOOHS0							
							7/04/2020				
Stock	AUG...	10/12/2019	21:13:05	KWOOHS0							

SESSION INFORMATION	
User Id	KWOOHS0
Email Address	ohsoo.kwon@viewpoint.com
Workstation Id	QPADEV0002
Date	5/05/20
Time	17:43:09

DISPLAYAP01

X CLOSE

- MFA 24 hour keep alive**

Allow MFA (multi-factor authentication) to stay alive to avoid having to enter the code for the next 24 hours. To activate this feature you will need to raise a support case via a senior company role such as a CFO/CIO, or higher. If the support case is created by a less senior role, you will need to complete the authorisation form below and attach it to the case. This change requires company approval and impacts all users within the company that has MFA activated.

[REQUEST FOR ACTIVATION MULTI-FACTOR AUTHENTICATION \(MFA\) 24 HOURS KEEP ALIVE](#)

MULTIFACTOR AUTHENTICATION

User KWOOHS0

Please enter the code shown in your Authentication application and click OK to continue

Verification Code

5 attempts remain before your logon will terminate

Please note: Your logon attempt will terminate after 5 minutes of inactivity

- New options in WUI to allow Budget and Forecast uploads from their corresponding entry screens.**

As part of the GUI / WUI parity project we have added two new uploads to the WUI that previously only existed in the desktop version of Jobpac.

GENERAL LEDGER BUDGET MAINTENANCE

ACTIONS OK BACK

Account Number Year



GENERAL LEDGER YEARLY FORECASTING

ACTIONS OK BACK

Account Number



● **P&L with EBITDA line descriptions**

Based on feedback from initial modifications we have allowed the ability to enter your own descriptions for Profit lines on your P&L with EBITDA. EBITDA line text 'Earnings before tax, depn and amort.' can be soft coded via system parameter EBITDA.

- System parameter EBITDA/position 1-36:
 - Text to be printed on the EBITDA line.

● **Add job status column in BFM Contract Valuation job list screen.**

Jobs that may have had a YTD impact on profit may be in a variety of Job Statuses. This modification makes it easier to see on the List screen for projects in Contract Valuation. Also included on the download.

JOB	DESCRIPTION	COMPLETION F'CAST TURNOVER	COMPLETION F'CAST COST	COMPLETION F'CAST MARGIN	CF MGN %	CF COMP %	GC	F'CAST	JOB STS
SMALL	Faux Finishes Small Works	38,216.00	25,401.76	12,814.24	33.53	20.53	FA		A
TEST01	Testing Job1	10,000.00	34,640.00	24,640.00-	246.40-	100.00	CW		A
TEST02	testing	9,500.00	9,500.00-	9,500.00-		57.89	CP		A
TEST03	testing	100,000.00	60,000.00	40,000.00	40.00		CP		A
TEST12	Small Order Job								A
TEST2	Test Jo By Chami	990,000.00	331,700.00	658,300.00	66.49	6.66	DC		A
TP001	Global Headquarters SOR Job						DC		A
TRN001	Projects Training no terms	1,000,000.00	953,627.28	46,372.72	4.64	2.33	CW		A
TR0002	TR BUILDING 30I	100,000.00	149,085.00	49,085.00-	49.09-	0.67	DC		A
TR0003	KALBARA UPGRADE	1,400,000.00	1,278,550.00	121,450.00	8.67	0.76	CW		A
TR1107	TRAINING PROJECT	3,875,000.00	391,500.00	3,483,500.00	89.90	5.87	CW		A
TX0001	Vernon Towers	18,000,000.00	18,214,500.00	214,500.00-	1.19-	1.37	CW		A
UR0507	DMG URS 2007	810,000.00	837,676.15	27,676.15-	3.42-	7.79	CW		A
UR0509	DMG TESPLAN III	100,000.00	93,400.00	6,600.00	6.60		CW		A
UR0510	DMG SOR - TESTPLAN IV SOR Job	32,500.00	28,000.00	4,500.00	13.85		CM		A
16A001	Factory 1	35,000,000.00		35,000,000.00	100.00				A

● **Approval Efficiencies when emailing the Approved PO or SC back to the Requestor**

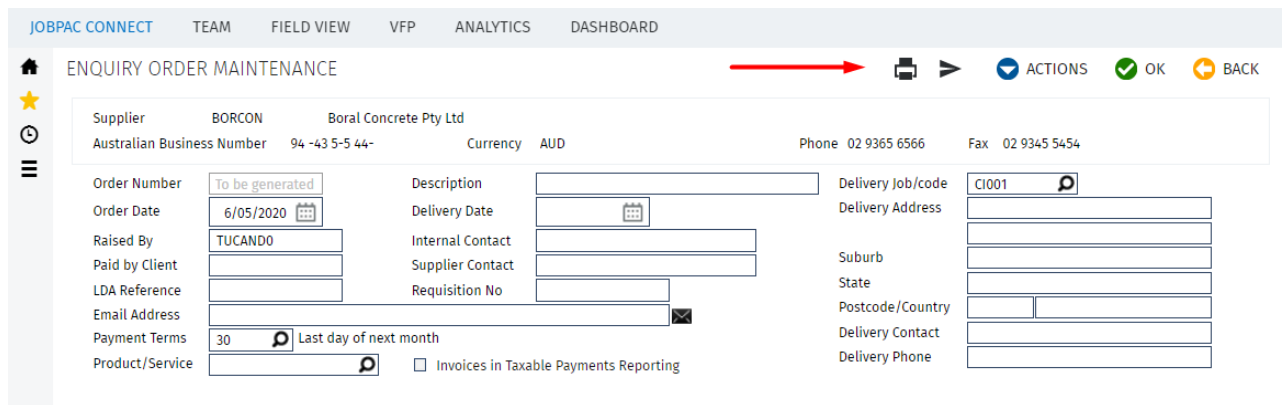
Based on Feedback from previous enhancements in this area, it was too slow when activating the setting that automatically emailed the Approved SC and PO back to the Requestor on final approval. This was due to the interactive nature of the Job. We have changed this feature to work in the background and therefore preserving efficiency in the Approval process. If you have deactivated this feature in the past due to slowness, you may want to reactivate the feature and test in this release.

- Use the following System Parameter settings to activate for SC and PO respectively
 - SC Payments - SCAPP/position 12

○ PO - APPPO/position 13

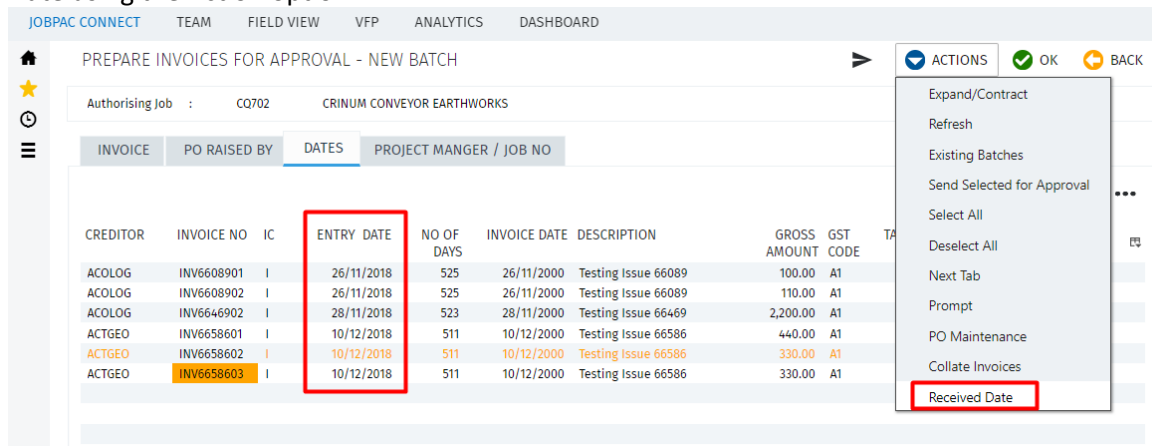
● **One click Send for Approval and One click Print**

We like to reduce clicks in every release and this release is no exception with the new one click send for Approval and one click Print features. Where previously you would need to go to Actions and then Send, now you will see the recognisable paper aeroplane icon and where you see this you can click on it to send. See the example screenshot below. The Print Icon will show where there is an appropriate print facility in the Actions list. In the example below the Print Icon will produce your PO and allow you to distribute it with one click.



● **Show the Entered Date in Prepare Invoices for Approval screen.**

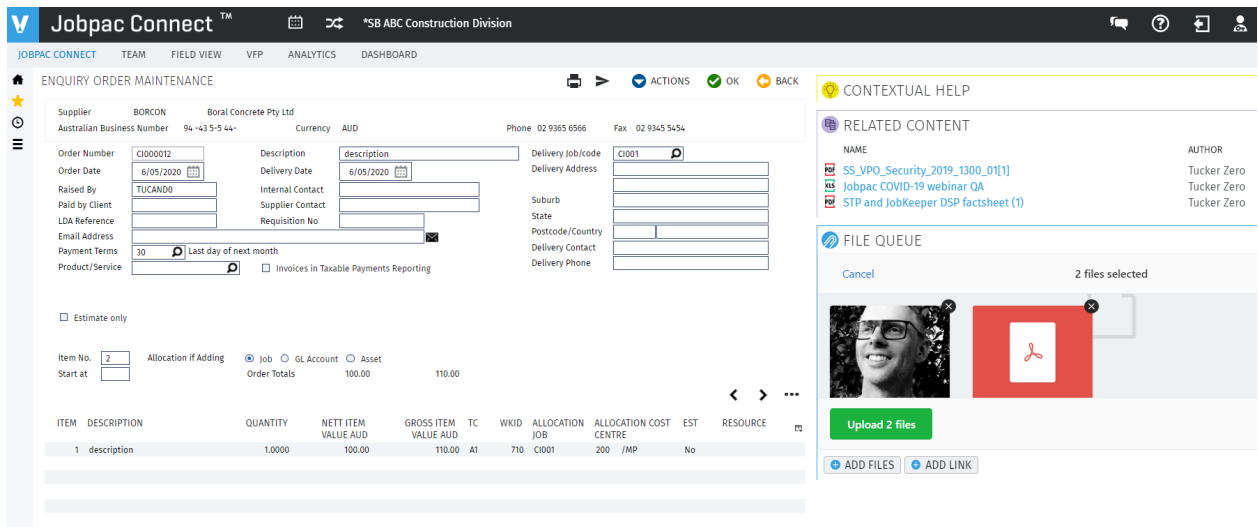
The Entered Date can be accessed via the Received Date tab - toggle between Received Date and Entered Date using the Action option.



CREDITOR	INVOICE NO	IC	ENTRY DATE	NO OF DAYS	INVOICE DATE	DESCRIPTION	GROSS AMOUNT	GST CODE	TAX
ACOLOG	INV6608901	I	26/11/2018	525	26/11/2000	Testing Issue 66089	100.00	A1	
ACOLOG	INV6608902	I	26/11/2018	525	26/11/2000	Testing Issue 66089	110.00	A1	
ACOLOG	INV6646902	I	28/11/2018	523	28/11/2000	Testing Issue 66469	2,200.00	A1	
ACTGEO	INV6658601	I	10/12/2018	511	10/12/2000	Testing Issue 66586	440.00	A1	
ACTGEO	INV6658602	I	10/12/2018	511	10/12/2000	Testing Issue 66586	330.00	A1	
ACTGEO	INV6658603	I	10/12/2018	511	10/12/2000	Testing Issue 66586	330.00	A1	

● **Replace the Related Content File Queue and Upload**

The upload to Related Content has been upgraded to newer technology that not only keeps our architecture up to date but adds a picture file preview if the file to upload is an image and also a status bar on each file to be uploaded. All other functionality in terms of viewing content and context linking remains unchanged.



ENQUIRY ORDER MAINTENANCE

Supplier: BORCON Boral Concrete Pty Ltd
 Australian Business Number: 94 43 5 5 44- Currency: AUD
 Phone: 02 9365 6566 Fax: 02 9345 5454

Order Number: CI000012 Description: description Delivery Job/code: CI001
 Order Date: 6/05/2020 Delivery Date: 6/05/2020 Delivery Address:
 Raised By: TUCAN00 Internal Contact:
 Paid by Client: Supplier Contact:
 LDA Reference: Requisition No:
 Email Address:
 Payment Terms: 30 Last day of next month
 Product/Service: Invoices in Taxable Payments Reporting

Item No. 2 Allocation if Adding Job GL Account Asset
 Start at Order Totals 100.00 110.00

ITEM	DESCRIPTION	QUANTITY	NETT ITEM VALUE AUD	GROSS ITEM VALUE AUD	TC	WKID	ALLOCATION JOB	ALLOCATION COST CENTRE	EST	RESOURCE
1	description	1.0000	100.00	110.00	A1	710	CI001	200 /MP	No	


FILE QUEUE
 Cancel 2 files selected
 Upload 2 files
 ADD FILES ADD LINK

- Integration of Jobpac Connect to 'Viewpoint TEAM' for mobile Project Management**
 Modifications have been included in this release to integrate Enterprises, Jobs, Users to Viewpoint TEAM. In addition we have provided deeplinks from TEAM back to Jobpac if you are using both products in a browser. This means you will be able to raise variations, PO's, and enter forecasts in Jobpac without leaving the Viewpoint Team Project Management Platform. We plan to officially launch this feature in June when documentation is complete. Stay tuned!
- Security - Password length increased to 10 characters**
 On next Password change users will be required to increase their password length to 10 characters. This requirement is part of SSO project alignment

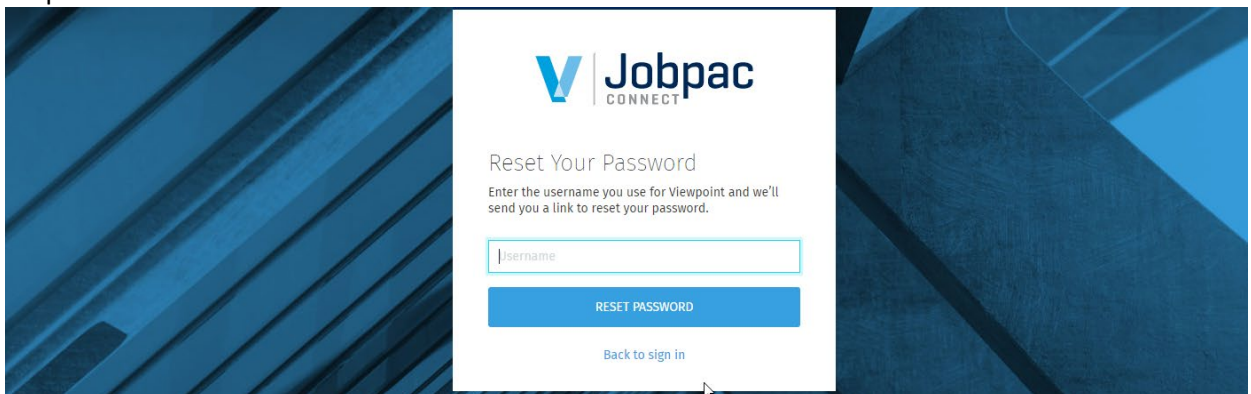
Suggestion Box

- **Ability to reset your own password**

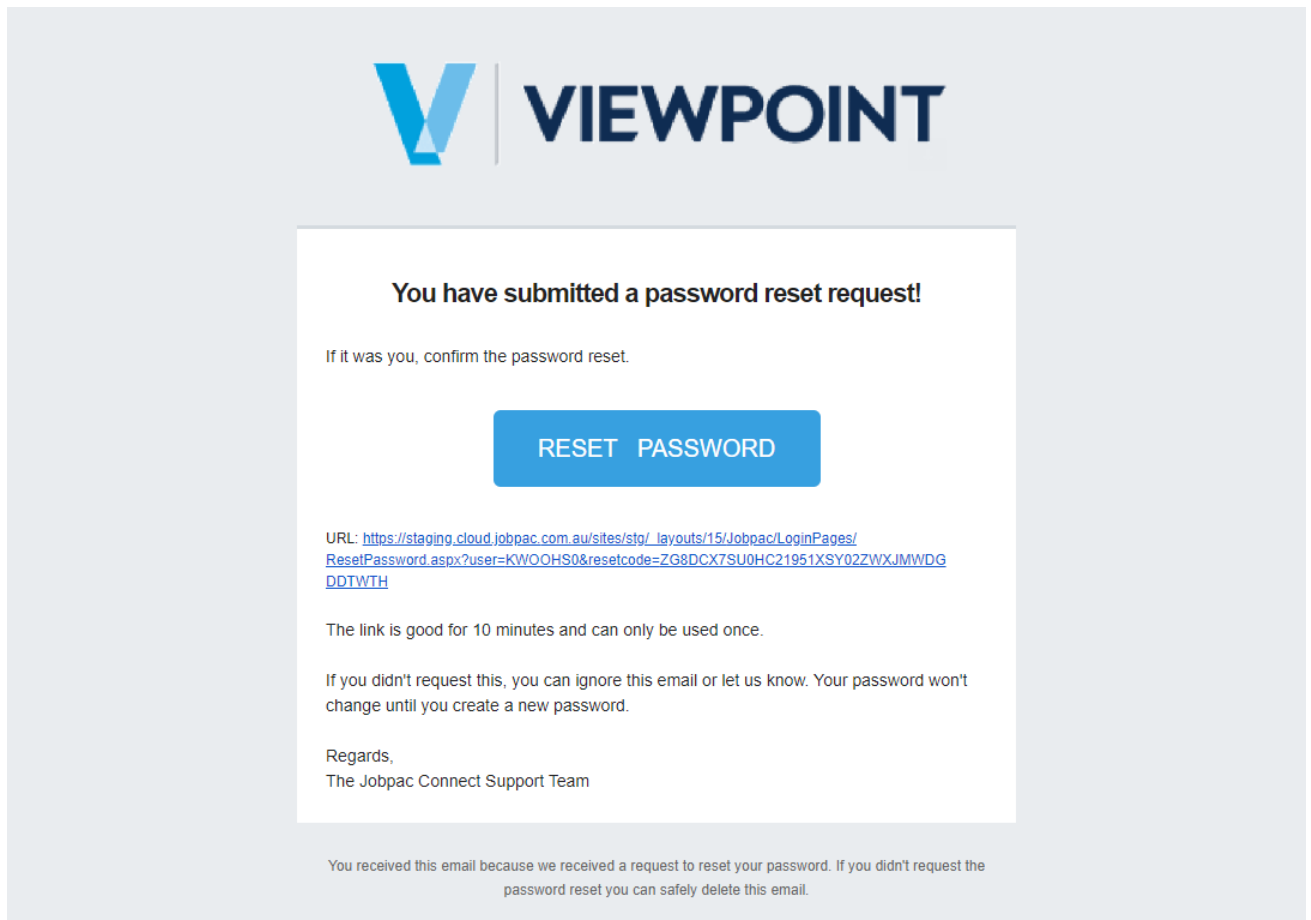
Allow users to reset their passwords without having to contact their system administrator or Viewpoint support.




Clicking on 'Forgot your password?' will present the following screen where it will prompt the user for their Jobpac username.



Entering the username and clicking on the 'RESET PASSWORD' button will send an email to the user's email address (defined in Jobpac) with a link.



Clicking on the link will then present the following screen to allow the user to reset their password:



- **Mixed tax codes in SC Agreements**

There has been a need in Jobpac to allow mixed tax codes in subcontract agreements.

Note: When activating this feature please ensure that you test first with external SC Payment Portals if in use.

The feature is now available by activating the system parameter:

- System parameter SCMGST/position 1
 - 'Y' - Activate mixed tax codes in SC Agreements and Payments

A Tax code can be entered for each subcontract item created through Subcontract Maintenance.

Subcontract Maintenance

Item: 1

Description: Roughing

Tax Code: A1 GST Tax Invoice Held

Cost Centre: 2.0106 ST

Account: 2B5931

Quantity: []

UOM: ITEM

Rate: []

Amount: 40000.00

Committed Budget: 40000.00

Budget %: 60.60

The tax codes will be visible in the DESCRIPTION tab in Subcontract Maintenance.

SUBCONTRACT MAINTENANCE

Costing Work id: 710 Job: FR02 Agreement: FR02A0 Trade: ATADEM Subcontractor: ATADEM Frances Training 99 WALKER ST Excavation Subcontract Status: Active Atak Civil & Demolition P/L

Costs Committed Yes Accepted Contract Sum: 100,000.00 Less Contingency Sums: [] PC & Prov Sums: [] Nett Contract Sum: 100,000.00 Item Total: 100,000.00

HEAD CONTRACT ITEMS DESCRIPTION RATES COMMITTED BUDGET

ITEM	DESCRIPTION	COST CODE	CT	AMOUNT	TC
1	Roughing	2.0106	ST	40,000.00	A1
2	Painting	2.0106	ST	60,000.00	A1
3	Vt:Painting	2.0106	ST		A1
4	Variation	2.0106	ST		A1

Tax code can be entered when adding new subcontract variation items through the Variation Register.

Add New Subcontract Item ×

Subcontract Agreement

Cost Centre

Tax Code

The tax codes will be visible when preparing the subcontract payments in the Original Works and Variation screens.

SUBCONTRACT PAYMENT AUTHORISATION - ORIGINAL WORKS

Job	FR02	Frances Training 99 WALKER ST	RCTI	Y	SOP	Y
Subcontractor	ATADEM	Atak Civil & Demolition P/L				
Agreement	FR02A0	Excavation	Claim Number	1	Lump Sum	Retention Cash

ORIGINAL WORKS	CURRENT CONTRACT	CURRENT VALUATION	TOTAL AUTHORISED	NET AUTHORISED
Totals	100,000.00	18,000.00	18,000.00	18,000.00
Item totals		18,000.00	18,000.00	18,000.00

AMOUNT ENTRY	% ENTRY	COST CENTRE	HEAD CONTRACT ITEMS	SC CLAIMED	QTY ENTRY			
ITEM	ITEM DESCRIPTION	TAX CODE	COST CODE	CT	AMOUNT	SC CLAIMED AMT	VALUATION	AUTHORISED
1	Roughing	A1	2.0106	ST	40,000.00	10,000.00	10,000.00	10,000.00
2	Painting	A1	2.0106	ST	60,000.00	10,000.00	8,000.00	8,000.00

Note: When retention is held it is held proportionally against the claimed items. When retention is released it will be released top down through the SC Items against which there is held retention. The GST on the Retention release Invoice will be calculated as the addition of GST calculated against each item from which retention is released. This may lead to Retention Release Invoices with dissections of varied GST codes.

- Retention This Claim figure now available on JOM form for SC Schedule of Payments summary form**
 This feature is available in the standard Form. There may be a cost for distribution if you are switching to the standard form and you will need to check that the standard form meets your business needs. Alternatively we can customise your existing form if you need to see this value on the summary.

- **Advanced approval enhancements - rearrange RMB options**

Rearrange right mouse button options in Advanced Approval screens to sequence and also group similar options in a more user-friendly order. Separation of the Approve and Reject options mitigates risk of users accidentally clicking the wrong selection.

1. PO Approval as below:

Approve

Information Text

Show Approvers selected

Approval Audit

Reject

Display PO

PO Enquiry

Site AP Enquiry

Set as Waiting Approval

2. Subcontract Payments as below:

Approve

Text To/From Approver

Collate All Documents

Show Approvers selected

Approval Audit

Reject

SC Schedule

SC Agreement Enquiry

SC Claims

Summary Schedule

Detailed Schedule

Unapproved SC Variations

Set as Waiting Approval

3. Invoice approvals as below:

Approve / Send Email

Approve / No Email

View & Collate Batch Details

Show Approvers selected

Approval Audit

Reject

Edit Batch

Cancel Batch

Invoice Details

View/Print Batch Summary

Review Batch Details

Set as Waiting Approval

Fixes

Module – Accounts Payable

- [Enhancement] Show the Entered Date in Prepare Invoices for Approval screen. The Entered Date can be accessed via the Received Date tab - toggle between Received Date and Entered Date.
- [Fix] Creditor Balances upload is not updating the Prompt Payment Flag set at the header level to the dissections.
 - Issue# 86239 (Legacy Issue# 72260)
- [Fix] Creditor Payment Selection does not list invoices that have dissections that net off to zero.
 - Issue# 88799 (Legacy Issue# 73421)
- [Fix] AP credit notes pushed through via API are missing the tax line if there is an invoice already in the system with the same transaction number. .
 - Issue# 90199 (Legacy Issue# 74165)
- [Fix] Incorrect creditor name is sometimes shown in the Pending Invoices Report.
 - Issue# 93800
- [Fix] Auto-posting for invoice batches through Advanced Approvals is not posting the batch and leaving the invoices orphaned.
 - Issue# 93870
- [Fix] Invoice is unable to be processed fully. It processes and then does not appear when consolidating the batch. This is for a single GST payment.
 - Issue# 94131
- [Fix] Payment Processing is including non Prompt Payment transactions when the Prompt Payment option is selected when flexible payment terms are activated.
 - Issue# 94725, 95046
- [Fix] AP Invoice upload (creditor balances) does not allow an overhead account in a different work id.
 - Issue# 85596 (Legacy Issue# 71961)
- [Fix] AP Invoice upload (creditor balances) does not allow blank EFT and a cheque number.
 - Issue# 94754
- [Fix] AP Invoice upload (creditor balances) does not use the costing work id provided in the upload template for the GL postings.
 - Issue# 94777
- [Fix] The download in the new AP enquiry is populating the Paid Date incorrectly.
 - Issue# 94814
- [Fix] The default for Payment Method in Creditor Maintenance when setting up new creditors should be EFT and not Cheque.
 - Issue# 94816
- [Fix] An incorrect error message about invoice rate exceeding PO item rate is being issued when performing PO matching in eInvoicing.
 - Issue# 94848, 95113
- [Fix] Session intermittently hangs when entering PMW entries.
 - Issue# 95031
- [Fix] There is a program crash when trying to send invoice batches for approval.
 - Issue# 95074
- [Fix] Costing job is not defaulting to the authorising job in Prepare Invoices for Approval dissection screen. It should with the system parameter INVAPP/position 17 set to 'Y'.
 - Issue# 95167
- [Fix] Creditor upload is not accepting flexible payment terms when flexible payment terms are activated.
 - Issue# 95245
- [Fix] Right mouse option 'Remove Lock on Invoice' is missing in Prepare Invoices for Approval for WUI.
 - Issue# 95495
- [Fix] Terms filter is not working in the Creditor Payment Selection invoices screen.
 - Issue# 95545

- [Fix] Job number is showing up as 'MULTI' for transaction numbers that have an invoice and a matching credit note that are costed to different jobs in the AP Enquiry.
 - Issue# 95687
- [Fix] Payment due date is calculated incorrectly when uploading AP invoices with flexible payment terms activated.
 - Issue# 95684, 95686
- [Fix] AP posted invoice upload through GUI is allowing dissections with zero amount which is causing mismatch with the posted batch lines.
 - Issue# 95926
- [Fix] The date processed at the bank in Consolidate EFT does not work for BNZ and is defaulting to today's date.
 - Issue# 96106
- [Fix] The Job/Location column in the Overdue Pending Invoices Report is formatted incorrectly (when job number is numeric) for Excel output.
 - Issue# 96277
- [Fix] Invoice related documents are not appearing in the Related Content Viewer in Deleted Pending Invoice Retrieval screen.

Module – Accounts Receivable

- [Enhancement] Do not allow adjustments to AR transactions (sundry invoice, progress claim, retention claim) once they are entered. Also, do not allow dissections with zero amount.
 - System parameter ARIADJ
 - Positions 1 = 'Y' - Do not allow adjustments to AR transactions
- [Fix] Incorrect GL account is being picked up for advance payments. It includes the first position of system parameter ADVREC (Y/N flag) as part of the GL account instead of using position 2-11.
 - Issue# 94731
- [Fix] AR Aged Trial Balance Report is not including negative retention. Job Setup is allowing jobs to be financially complete when there are outstanding uncertified claims.
 - Issue# 94911
- [Fix] The AR Sundry Invoice upload is rejecting valid GL accounts.
 - Issue# 95076
- [Fix] Unable to load AR invoices when there is a difference smaller than 1 cent between quantity x rate and the amount.
 - Issue# 95222
- [Fix] Debtor upload is not accepting flexible payment terms when flexible payment terms are activated.
 - Issue# 95245
- [Fix] Unable to access the Debtor Statement.
 - Issue# 95685
- [Fix] Intercompany period test should be using the Transaction Date and not the Certified Date when system parameter CERTDT/position 1 is set to 'Y'..
 - Issue# 95712

Module – Advanced Approvals

- [Fix] Delegation rules are not being applied on the rule start date.
 - Issue# 95139
- [Fix] The Final Approver does not show in the Select Approval Workflow screen in Advanced Approvals for WUI.

Module – Business Forecasting Module

- [Enhancement] Add job status column in BFM Contract Valuation job list screen.
- [Fix] BFM WIP Report selection screen is excluding the parent jobs from the job selection fields if the parent job is ordered below the last non parent job.

- Issue# 84943 (Legacy Issue# 71664)
- [Fix] Project type is being allowed to be changed from 'R' to another or vice versa when postings have already been processed in the current BFM period. This is causing imbalances when further postings or EOM are processed.
 - Issue# 84993 (Legacy Issue# 71730)
- [Fix] BFM Secured Bulk Lock is allowing jobs to be locked for a non-bfm review period.
 - Issue# 85505 (Legacy Issue# 71853)
- [Fix] BFM Accrual upload is not checking if the job is locked and is not updating the jobcosting period when in the BFM review period.
 - Issue# 93872
- [Fix] Unable to post a BFM journal that failed to post with end of month processing due to the journal period differing to the current period.
 - Issue# 95125, 95138
- [Fix] BFM Accrual upload is allowing entries without a cost type.
 - Issue# 95141
- [Fix] Contract Reconciliation Report (Parent/Child) is hanging and no report is produced.
 - Issue# 95944
- [Fix] Expected Margin is incorrectly calculated in BFM Project Summary Report. It should be calculated as Project Forecast Final Margin + Expected Risks + Expected Opportunities.
 - Issue# 95960

Module – Field View Integration

- [Fix] Taking the right mouse option 'ETS by Job' does nothing in ETS Unposted Tim Enquiry.
 - Issue# 94749
- [Fix] Session hangs when taking the right mouse option 'Publish Cost Centre List' from within Map Field View Jobpac Projects.
 - Issue# 95030
- [Fix] An email is not being sent back to the user when a FV PO is not approved in total.
 - Issue# 95110
- [Fix] Special instructions are not being pushed to the correct field in Jobpac PO. PO number is being shown on the requisition form. Refresh problem when deleting rows from Field View User and Organisation Mapping screen. Export Cost Centre screen RMB option to send individual records to FV is not working in GUI. Export Cost Centre is not sending all records across to FV. When a new PO is created, the PDF of the order is blank.
 - Issue# 95126

Module – Fixed Assets

- [Fix] Asset Master upload should only update existing data if the asset was originally added in the current period.
 - Issue# 94304
- [Fix] Incorrect billing GL account is being allocated to plant timesheets when multiple lines are entered on the screen at once (then OK pressed).
 - Issue# 95165
- [Fix] 2 problem with the FA Depreciation upload. 1) Depreciation rate needs to be allowed to be zero in some circumstances. 2) TAX depreciation GL accounts are not being updated.
 - Issue# 95909

Module – General Ledger

- [Enhancement] New options to allow Budget and Forecast uploads from their corresponding entry screens.
- [Enhancement] EBITDA line text 'Earnings before tax, depn and amort.' can be soft code via system parameter EBITDA.
 - System parameter EBITDA/position 1-36:

- Tex to be printed on the EBITDA line.
 - Issue# 94728
- [Fix] Standard reports are not working for some users due to their profiles being changed for direct bank transfers.
 - Issue# 95073
- [Fix] Unable to select profit centres in Consolidate Profit Centre P&L Report.
 - Issue# 95090
- [Fix] Documents attached during Direct Debit Entry are not appearing in the GL Enquiry Related Content Viewer.
 - Issue# 95207
- [Fix] The totals for the GL Consolidation Download are not appearing when run in WUI (works in GUI) .
 - Issue# 95332
- [Fix] Budget is not showing in P&L reports for prior years.
 - Issue# 95558
- [Fix] Amounts for the EBITDA line in P&L reports are going out of alignment due to the comma in the description.
 - Issue# 95683

Module – Job Costing

- [Fix] Project Summary Report has the wrong label. It should be ‘Extension of Time - Not Yet Submitted’ and not ‘Extension of Time - Not Yet Approved’.
 - Issue# 84332 (Legacy Issue# 7)
- [Fix] PMW Pending & Contingency Report is showing the forecast movement rather than Gain/Loss movement as it does in the PMW Forecasting by Cost Centre screen.
 - Issue# 89312 (Legacy Issue# 73566)
- [Fix] Incorrect SC variation description is showing for historical periods in the Cost Centre Report.
 - Issue# 94112 (additional fix from original problem)
- [Fix] There are formatting issues with the totals in Job Enquiry (Actuals) when job has comma/s in its name.
 - Issue# 94813
- [Fix] Debtor name length is 30 instead of 70 in the VGCLIENT interface.
 - Issue# 94822
- [Fix] The window that opens after taking the right mouse option ‘Show Information Text’ from within CWIP Enquiry cannot be closed in WUI.
 - Issue# 95051
- [Fix] Actuals Cost - Between Dates Report is displaying the foreign currency invoice amount and not the local currency invoice amount.
 - Issue# 95080
- [Fix] Job access for users to the parent job is being lost when a child job is linked or unlinked.
 - Issue# 95095
- [Fix] The S Curve graph is showing a blank window on the first time it is accessed.
 - Issue# 95106
- [Fix] Checkbox ‘Allow access to Subcontract Signed Flag’ in Job Maintenance Security is not able to be selected in GUI.
 - Issue# 95490
- [Fix] An error is issued about not having selected a retention calculation method when changing from Bonds/Bank Guarantee to Cash Retentions or Both in Job Setup. It should allow the user to select the retention calculation method before issuing the error message.
 - Issue# 95688
- [Fix] Incorrect CWIP value is showing in the Job Position Report.
 - Issue# 95702
- [Fix] The old Job Setup program does not open when selected.

- [Fix] The last digit entered for amount in (NZ) Retention Calculation Method Maintenance is being dropped after hitting ENTER.

Module – Payroll

- [Fix] Allow a new option to print Long Service Leave Report for prior years.
 - Issue# 89448 (Legacy Issue# 73733)
- [Fix] ETS by Job posting is incorrectly calculating allowances for overtime.
 - Issue# 94779
- [Fix] Add validation on transaction codes in ETS Allowable Transaction Code Maintenance.
 - System parameter ETSALW/position 1:
 - ‘Y’ - Validate the transaction code (default is not to validate)
 - Issue# 94900
- [Fix] Preprocessing Report does not print the ‘ACC’ transaction code if the accrual is entered manually through Timesheet Entry.
 - Issue# 95375
- [Fix] Transactions that have a blank pay rate code but have different pay rates are being incorrectly combined on a single line on the payslip.
 - Issue# 95542
- [Fix] For NZ payroll the HP% is showing as 10% instead of 8% in the Employee Leave Entitlement screen.
 - Issue# 95714
- [Fix] 3rd allowance value is reported as 0 in STP submissions.
 - Issue# 95807
- [Fix] Only 2 characters of the leave accrual code in the Accumulated Pay Details Report instead of the full 3.
 - Issue# 96133

Module – Progress Claims

- [Fix] Taking option to create Posted Uncertified Claim when you finalise a claim in Progress Claim Report is taking the next claim number using the claim history instead of using the greater of that or the next claim number for the job.
 - Issue# 89959 (Legacy Issue# 73870)
- [Fix] SOR Progress Claim Report should have ‘(Exclusive of GST)’ next to the current total label - sot ‘Total for Claim (Exclusive of GST)’.
 - Issue# 95045
- [Fix] SOR Progress Claim Report is not using the retention override for the job and using the default calculated value.
 - Issue# 95961
- [Fix] SOR Progress Claim Report is printing the total retention instead of retention this claim.
 - Issue# 96279
- [Fix] The last column in Progress Claim Entry - Variations screen is showing in an incorrect red colour.

Module – Purchase Orders

- [Fix] The download option is missing from the PO Enquiry (by Jobs) screen in GUI.
 - Issue# 95057
- [Fix] PO Upload of a foreign currency is using the PO amount as the base currency for the work id. It should treat the amount as the foreign currency and then convert back to the local currency.
 - Issue# 95081
- [Fix] PO Upload with a foreign currency creditor is not populating the GST code against the PO item.
 - Issue# 95144
- [Fix] Delivery date entered reverts back to today’s date in Delivery Docket Entry after the first docket is entered.
 - Issue# 95275

- [Fix] The GUI download for Delivery Docket Bulk Complete when filtered on date columns is sorting by month and then day instead of using the full date including the year.
 - Issue# 95477
- [Fix] Supplier is not appearing from some purchase orders in the PO by GL Account Report.
 - Issue# 96324
- [Fix] When flexible payment terms are active, after entering an invalid payment terms in PO maintenance the field remains red (error) and does not clear even after correcting the value.

Module – Stock

- [Fix] Totals for the amount in the Stocktake List Report is the sum of the quantities and not the amount.
 - Issue# 80271 (Legacy Issue# 69779)
- [Fix] Last column in the Stock PO Report is wrapping around on the next line when run in PDF format.
 - Issue# 95910

Module – Subcontracts

- [Fix] Auto-posting of a zero subcontract payment that releases retention does not update the subcontract claimed values and thus causing imbalances.
 - Issue# 74698 (Legacy Issue# 67329), 81467 (Legacy# 70263), 95671
- [Fix] Subcontract Status Report by Subcontract has double lines when printing in the PDF format.
 - Issue# 80285 (Legacy Issue# 69795)
- [Fix] An incorrect error message about undistributed claim amount exists is being issued in Prepare SC Payments when the claim has been fully distributed.
 - Issue# 87079 (Legacy Issue# 72784)
- [Fix] Auto-generated SC agreement number is not using the starting number defined in the system parameter SCJORD and is picking up the next available SC agreement number for the job.
 - Issue# 88182 (Legacy Issue# 73162)
- [Fix] Printing a SC Retention Claim from SC Payment Approvals include the SC Progress Claim of the same claim number.
 - Issue# 94576
- [Fix] Excel option in the Subcontract Forecast Commitment by Cost Code Report should not be enabled as that output format is not available.
 - Issue# 94923
- [Fix] Ready to post flag is not being set to Yes for SC Retention Claims if the approvals have been changed from standard to advanced.
 - Issue# 95176
- [Fix] Incorrect date format in SC Agreement Administration Status Report.
 - Issue# 95193
- [Fix] Cancellation on the SC Payment retention screen is not working and returning the user to the front screen.
 - Issue# 95340
- [Fix] 'Allow access to Subcontract Signed Flag' is not able to be checked in the Job Maintenance Security - Details screen for GUI.

Module – System Administration

- [Fix] Unable to enter '#' character in email address in Maintain Email Addresses.
 - Issue# 93965
- [Fix] Unable to deactivate a user as a BI user in Enrol Users in CMS.
 - Issue# 94778

Module – Variations

- [Fix] The option to change a variation number in the Variation Register does not update the committed cost movements.

- Issue# 94673
- [Fix] The scan buttons are missing for start and finish variation number, cost code, and agreement number fields in the selection screen for S/C VOs - By Agreement, S/C VOs - By Cost Center, and S/C VOs - By Variation No reports.

Module - Web Services

- [Fix] Problem with encrypted string containing escape sequences.
 - Issue# 95479
- [Fix] Crash in PO Approvals when creating new PO items.
 - Issue# 95480
- [Fix] PO approval is not being completed when called via API.
 - Issue# 95494
- [Fix] Nett rate is incorrect when quantity is not specified in the CreateANewPurchaseOrderItem web service.
 - Issue# 95544
- [Fix] Dockets are not being matched correctly, and purchase orders are failing to commit.
 - Issue# 95886.
- [Fix] Purchase order items are not being completed when the header is completed.
 - Issue# 96096
- [Fix] Unable to change costing information for a PO item when any item in the PO is linked to an invoice. The check should be done at the item level and not at the full order level.
 - Issue# 96108
- [Fix] When a new PO item is created for a completed order, the order is not being un-completed.
 - Issue# 96180