

2021-R4 (effective 21/11/2021)

Contents

Release Overview	3
Enhancements	5
Roadmap	5
Refreshed UI with Filters moving to top of Grids	5
PO Evolution - List View	6
Casual Leave Loading	7
STP2	7
eInvoicing by Peppol	7
Permanent Modify mode in Subcontract Maintenance and Employee Maintenance	8
Online Journals Posting now always submits to batch	8
Suggestion Box & Other Enhancements	8
Consolidated BFM Contract Reconciliation Report to Use the Multi-File Open Window	8
New PO Approval APIs	8
Approval Details in Subcontract Payment Schedule	8
Navigation Buttons in the Variation Register	9
Check for Expired Insurances in Purchase Orders	9
Standard Locking in the Variation Register	10
Protect the Property Development Flag in Job Setup	11
Backposting of Journals to More than 23 Months	11
New Payroll Transaction Codes Download/Upload	12
Add Subcontract Payment Approval Audit Details to the New AP Enquiry	12
ETS - Daily Allowances for Weekdays and Weekends	13
Extended Resource Description in Service Orders	14
Add Small Orders Job filter in the Job Scan	14
Ability to Upload Documents Against Assets	14
Include the Job Number in the Variation Approval Emails	14
Show PO Details when Approving Invoices	14

Set the Default Tab in BFM Contract Valuation - Cost Centre Cost Reconciliation Screen	15
Excel Format for the Subcontract Status by Job by Period Report	16
Multiple Job Selection in PBA Reconciliation/SC Retention Held in Trust Reconciliation Report	16
Fixes	17
Module – Accounts Payable	17
Module – Accounts Receivable	18
Module – Advanced Approvals	18
Module – Business Forecasting Module	18
Module – Field View	19
Module – General Ledger	19
Module – Job Costing	19
Module – Payroll	19
Module – Progress Claims	20
Module – Purchase Orders	20
Module – Stock	20
Module – Subcontracts	20
Module – System Administration	21
Module – Variations	21
Module – Web Services	21
Module – WUI	22
New APIs for PO Approval Rules	23

Release Overview

For the 2021-R4 Release of Jobpac Connect the Jobpac team focused on the following initiatives...

Web User Interface (UI) Refresh with Trimble Branding

As we move into the important new era of “Trimble Viewpoint”, and toward our Trimble Construction One platform strategy, The Jobpac Connect Web UI gets Trimbleized! You will notice our new branding and a move towards trimble style guides. Grids get an overhaul to make them easier to read. **Filters move to the top of Grids** in line with current web standards, and you can hide them as desired to give you more room. We will take you through the changes in the upcoming Release Webinar and a short video guide will be distributed. And don’t worry, changes are not so significant that retraining will be required. Jobpac Connect becomes the first of our 4 Global ERP solutions to get a Trimble makeover and if you are using other Trimble products you will notice them all beginning to look and feel the same. It is likely that there will be some further tweaks to styling in 2022 with new iconography and fonts coming into play.

BI Upgrades

The upgrade Jobpac BI from **SAP4.2 to SAP4.3** has been rolled out across all servers successfully. There have been a couple of cases describing initial slowness and we are looking into that, and a couple of SAP bugs that we are working through. But all in all, the transition was reasonably seamless. Stay tuned in the BI space as we now look into how we can deliver more goodness through SAP’s Lumira Product.

If you are a BI subscriber, you may have also been affected by a pause in our ability to deliver the **Jobpac BI Widgets** (aka CID’s or Critical Information Dashboards) to your Jobpac Landing Page. We have reengineered the architecture used to deliver the widgets so they are now much faster to load and will also be faster to develop and grow our library. The new BI Widget architecture is in place now so please seek assistance if you would like to activate for your users. We hope to deliver at least 1 new CID with each release of Jobpac going forward and your suggestions would be welcome. Tell us what you want to see visually represented in a CID through the suggestion box.

SSO for Jobpac Connect

SSO will give our users the ability to sign on with a ViewpointOne ID and access all our solutions seamlessly and will also give you the ability to authenticate via Azure AD with the ViewpointOne ID being available in the Azure AD marketplace. SSO Beta testing is progressing with 3 customers and we will make SSO generally available as soon as Beta is complete. Note: **SSO via the ViewpointOne ID is only available in WUI.**

Supporting product quality.

Product Quality and Release Quality is something that gets a great deal of focus in Viewpoint Globally and our dedicated QA team is continually building more automated regression tests that can now be run repeatedly over 4 different major browsers. Through additional synthetics we are also continuously testing the speed and success of scripted usage of the product against target outcomes, with automated alerts should success criteria not be met. The last quarter has been no exception, with a raft more automated tests (more than 200 now) and synthetics built by our dedicated QA team. In addition **we are now load testing our API layer to more than double the current API load.**

Targeted customer enhancements.

The **suggestion box** and customer funded enhancements play an important part in our roadmap as we want our product to evolve and be shaped in a way that makes our customers more efficient. Unfortunately we can’t develop

all your suggestions, but we do consider them all, and prioritise as resources allow. There has been a big focus on Customer suggestions in the R4 Release.

Legislative Update

STP 2 We are still currently on target to be STP2 Ready by January 1st. Currently, we are in Extended Conformance Testing phase with the DPO for the whitelisting of our solution. We have also applied for a deferral on behalf of all our customers just in case anything happens between now and then in terms of delay, and also to allow our customers more time to transition across to STP2. Note that we are still awaiting deferral approval from the DPO and I hope to update you more on this on November 18th. When we do release STP2, we will also release transition notes in an update to our STP documentation. OZEDI are also STP2 ready.

With the QBCC settling into the new simplified **PTA framework**, essentially this will mean you are able to have one Project Bank Account for each qualifying Project and one SC Retention Trust account spanning multiple projects. The disputed funds trust accounts will become redundant. Existing PBA reconciliation reports will continue to work with the new framework but we are working on some further development to streamline project based payments and convert the PBA Rec report to an online tool that will allow you to generate account true-up's. A number of our customers have contributed to the final design. Work has progressed in the last Quarter but we are not quite ready to release the next phase of changes and we will keep you updated with information as that work proceeds.

Regarding **Payment Times Reporting** for our Customers over 100 Mil. Our PTRS Report became GA at the end of September and many of our customers used the new report to successfully upload their submissions. We have also received some nice feedback telling us how we can improve the PTRS and we will look at building some of these suggestions into product over the next few releases. I am also currently working with the Payapps guys to see if they can pass through their submit date to be used as a received date in Jobpac. We hope to solve that problem in either R1 or R2 in 2022.

Ongoing Security and Platform work...

is a year round effort and this last quarter has been no different. We continue to perform pen testing and security remediation work in line with our SOC2 Type 2 Compliance to which all of our cloud construction solutions adhere to. [Our SOC 3 report is available to all our customers at the Viewpoint Security page at this link.](#)

<https://www.viewpoint.com/en-au/security/faqs>

In addition, Annual Disaster Recovery Testing is due to be carried out on the 13th November.

Significant development phases for the delivery of major Initiatives.

Work has continued in the last quarter on a number of multi quarter Roadmap development initiatives including true B2B eInvoicing with PEPPOL, BPay method, Bank Feeds, STP Phase 2 and more.

Roadmap deliverables

Planned Roadmap Items delivered in R4 are detailed below and include two Items of note Firstly, dont forget to prepare your users for the new UI, and secondly the first phase in our PO Uplift has been delivered with the new PO Item List view

Kind Regards

Andrew Tucker

Sr. Product Manager Viewpoint APAC

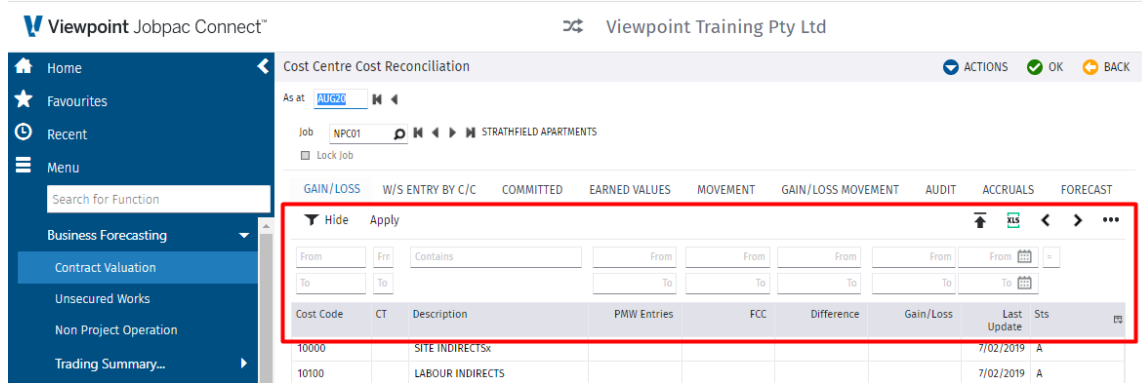
Enhancements

Roadmap

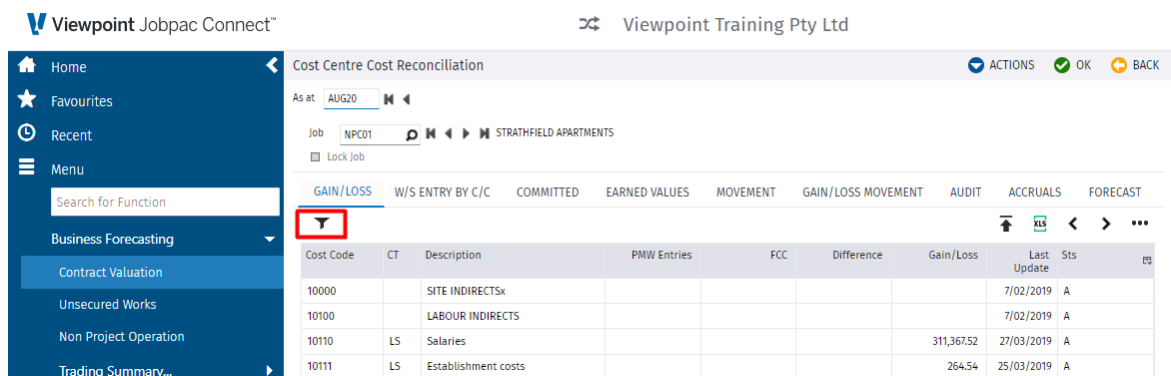
- **Refreshed UI with Filters moving to top of Grids**

The Jobpac Connect Web UI gets Trimbleized! You will notice our new branding and a move towards trimble style guides. Grids get an overhaul to make them easier to read. **Filters move to the top of Grids** in line with current web standards, and you can hide them. Our also App Switcher moves to the Waffle Icon.

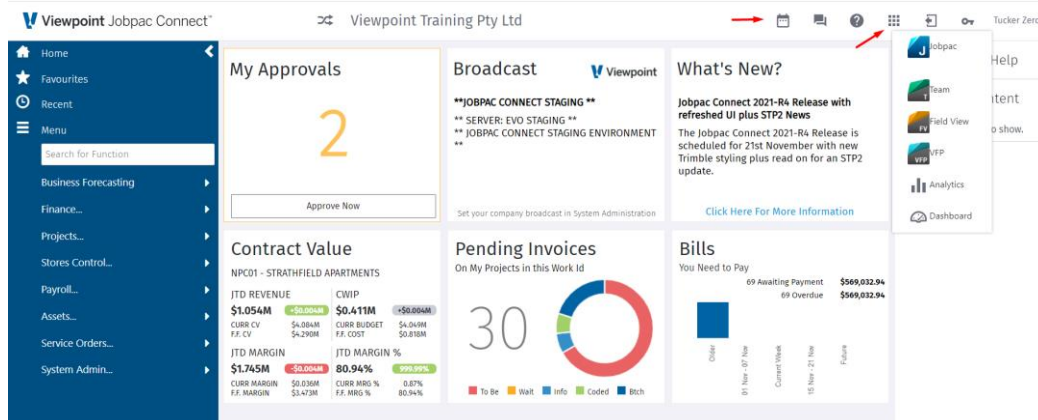
Note, as shown below, by default the Filter is always open on first entry to a grid view. Enter your desired filters then Apply and Hide the filter to give you more viewing room.



The screenshot below shows the Filters in a hidden state. Simply click on the filter Icon to open them again.



The Periods Icon across to the right and the App Switcher moves to the Waffle as shown below...



- **PO Evolution - List View**

The first phase in our Latest PO Evolution comes to fruition in R4 with the new **Item List View**. We have tidied up the header entry screen and added a full List view so that you can see more PO Items on one page along with item attributes. Phase 2, our next progression, will include better amendment control giving you the ability to update quantities more easily and produce PO amendment reports to see how large orders change over time.

Changes include...

- General tidy with Totals moving up into the header section
- Two tabs allowing access to the new Item List View
- More clarity and the ADD Icon in the Add Item section
- A Full Page Item List View accessed by the new tab.
- An Upload for Items on the Item nav bar to supplement the full PO Upload from front screen.

Note the Item List View Tab as circled in the screenshot below....

The screenshot displays the 'Enquiry Order Maintenance' screen for 'Viewpoint Training Pty Ltd'. The interface includes a navigation menu on the left with options like 'Home', 'Favourites', 'Recent', and 'Menu'. The main content area shows a form for 'Enquiry Order Maintenance' with fields for Supplier (SCH001), Soft Code, Currency (AUD), Description (Plywood Sheets), Order Date (1/04/2004), Delivery Date (2/04/2004), and various contact details. Below the form, there are checkboxes for 'Estimate Only?' and 'Invoices in Taxable Payments Reporting'. The 'Order Totals' section shows 360.00 and 396.00. At the bottom, there are two tabs: 'ITEM SUMMARY' and 'ITEM LIST VIEW', with the latter being highlighted by a red box. Below the tabs is a table with columns for Item, Description, Quantity, and various value fields.

Item	Description	Quantity	Nett Item Value AUD	Gross Item Value AUD	TC	Wkid	Allocation Job	Allocation Cost Centre	Est	
1	Plywood Sheets	12.0000	360.00	396.00	A1	622	LLP01	2680.34 /MP	No	

Note the Full Item List View below has 4 tabs of Item detail as shown below. You can apply filters and add Items on this page too....

The screenshot displays the Viewpoint Jobpac Connect interface for 'Viewpoint Training Pty Ltd'. The main window is titled 'Purchase Order Maintenance' and features a navigation bar with tabs: 'ITEM SUMMARY', 'ITEM LIST VIEW' (highlighted with a red box), 'COSTING', 'VALUES', and 'FOREIGN CURRENCY'. Below the tabs, there are filters for 'Job', 'GL Account', and 'Asset'. A search bar is present with the text 'To Add a New Item choose Cost Allocation Method'. The main area contains a table with the following data:

Item	Description	Quantity	Nett Value	Gross Value	Tax Cde	Type	Wkid	Allocation	Sts
1	Plywood Sheets	12.0000	360.00	396.00	A1	1	622	LLP01	N

● **Casual Leave Loading**

Some new awards require Casual Leave Loading. Generally, casual loading is a cumulative casual loading NOT a compounding casual loading. This means that if a casual works overtime or receives penalty rates for shift work the casual loading is on the base rate only, the overtime and penalty rates are calculated on the unloaded base rate. You can now create a Casual Loading transaction code and apply to employees as required.

- Create a casual loading transaction code where the transaction type must be NT. You have to enter a percentage and the rate code must be L.
- If a casual employee is to be paid with casual loading, then the casual loading transaction type must be set up in Employee Allowance and Deduction.
- When an employee is paid, the system will generate a separate transaction for casual loading. The hours will be equal to the employee's total worked hours, the rate will be a percentage of the employee rate.
- As per example, Employee has a base rate of \$40.00/hr and casual loading of 25%. Employee worked for 20 hours/week. System will generate a timesheet record for casual loading where

Hours = 20.00

Rate = 25% of 40.00 = 0.25 * 40 = 10

Amount = 20 * 10 = 200.00

● **STP2**

As mentioned in our introduction, we are on target to be STP2 Ready by January 1st. Currently, we are in the Extended Conformance Testing (ECT) phase with the DPO for the whitelisting of our solution. Elements of code have been included in this release but will not be visible to users just yet.

● **eInvoicing by Peppol**

As with STP2, for eInvoicing, elements of code have been included in this release but will not be visible to users just yet. Testing will continue through the December / January period with a target GA of 2022-R1

- Permanent Modify mode in Subcontract Maintenance and Employee Maintenance**
 Previously, a user would need to take the Action option to Modify in both Subcontract Maintenance and Employee Maintenance, in order to open up fields for user entry. We have removed this option and placed these programs in permanent Modify mode. Saving you more clicks and making the product easier to use!
- Online Journals Posting now always submits to batch**
 We have slightly tweaked the online Journal Validation and Posting so that the **Validation happens online**, but the **posting will always be submitted to batch**, server side. This means that there is less chance of error, should for example you lose connection mid posting event. We hope this will add more stability to the Journal posting process, especially for those large Journals.

Suggestion Box & Other Enhancements

- Consolidated BFM Contract Reconciliation Report to Use the Multi-File Open Window**
 Change to the Consolidated BFM Contract Reconciliation Report to allow access to all 5 reports within the same open dialog window. This will give full control of which reports to open and make all of the 5 reports available at the same time rather than 1 report after the other.

The screenshot shows the Viewpoint Jobpac Connect interface for the 'BFM Consolidated Contract Valuation' report. The left sidebar contains a menu with 'Contract Reconciliation' highlighted. An 'Open Report' dialog box is open, displaying a table of reports:

REPORT NAME	REPORT FILE NAME
Consolidated Contract Reconciliation Rep	BF202110261735293030.PDF
Consolidated Contract Accruals/Adjustmen	BF202110261735298920.PDF
Non Project Reconciliation Report	BF202110261735299700.PDF
Non Project Accruals/Adjustment Schedule	BF202110261735300710.PDF
Consolidated Contract Trading Reconcilia	BF202110261735301680.PDF

Each row in the table has an 'Open' button. A red arrow points from the 'Contract Reconciliation' menu item in the sidebar to the dialog box.

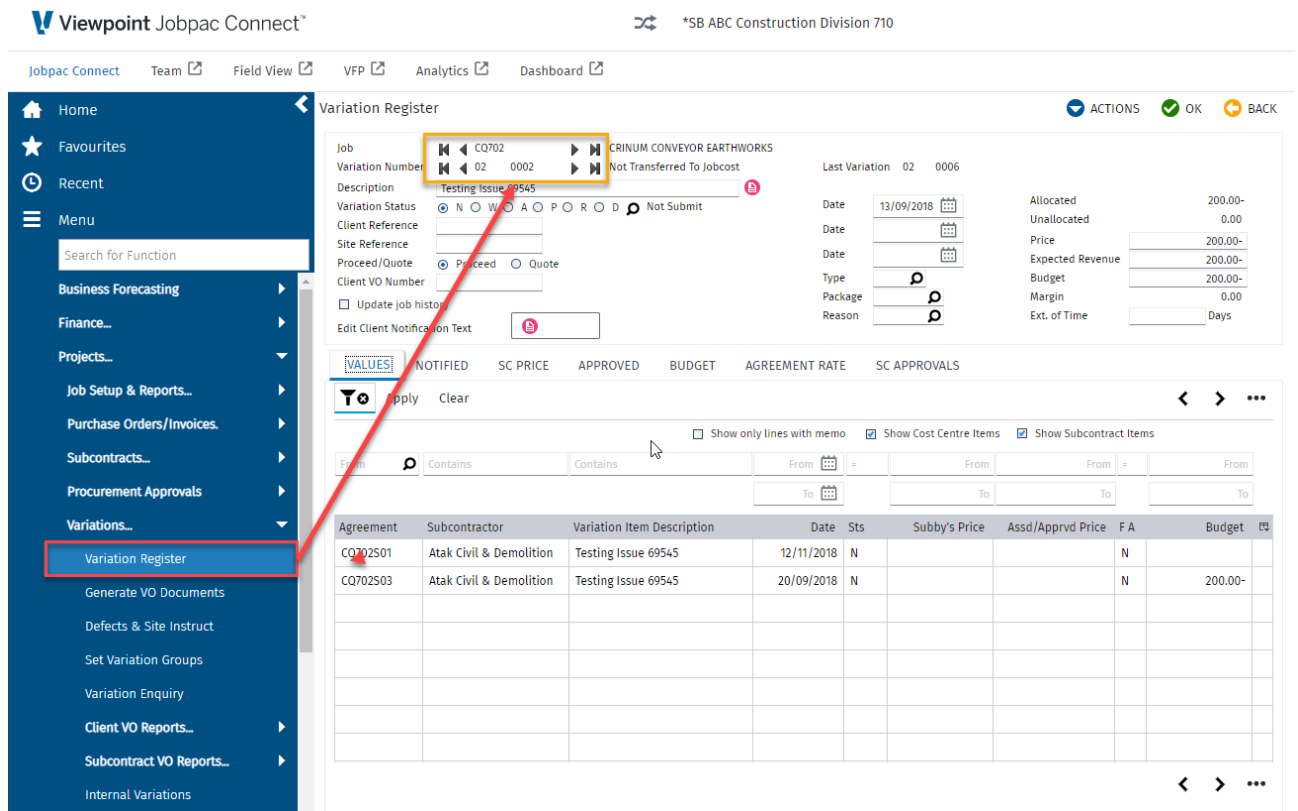
- New PO Approval APIs**
 See the section at the end for details.
- Approval Details in Subcontract Payment Schedule**
 The following approval details are now available to be included on the JOM form:
 - Prepared By Date, Prepared By User Id, Prepared By User Name
 - Approver 1 Date, Approver 1 User Id, Approver User Name

- Approver 2 Date, Approver 2 User Id, Approver User Name
If there are more than 3 approvers, then it will show only the last 2 approvers.

Note: Adding this to the JOM form will be a chargeable exercise - please contact support if interested.

• **Navigation Buttons in the Variation Register**

New navigation buttons are now available in the Variation Register. It will now be possible to navigate to First, Previous, Next, and Last for both the Job and Variation Number.



• **Check for Expired Insurances in Purchase Orders**

Force checks for expired insurances for the supplier when creating, amending, approving, and uploading purchase orders/items. **A warning message** will appear when creating, amending, and approving purchase orders if any mandatory insurances have expired for the supplier:

All mandatory insurances will appear but only the expired mandatory insurances will appear in red. The checks are applied to both enquiry and committed orders.

In the PO Upload, the purchase order/item will be uploaded but a warning message will appear in the Error column if there are mandatory expired insurances for the supplier.

- System parameter POMNT/position 25
 - 'Y' - Check mandatory insurances for PO creation/amendments/uploads
- System parameter APPPO/position 18
 - 'Y' - Check mandatory insurances for PO approvals

Viewpoint Jobpac Connect™ Viewpoint Training

Warning - Mandatory Insurance are Expired ACTIONS OK BACK

Creditor ACOLOG Acoustic Logic Consultancy

Insurance Name	Insurance Company	Policy No.	Expiry Date
Public Liability	PL	PL PN	1/01/2001
Workers Compensation	WC	WC PN	2/01/2001
Professional Indemnity	PI	PI PN	3/01/2001
OFSC Accred.	OA	OA PN	4/01/2001
Asbestos Liability	AL	AL PN	5/01/2001
Insurance name 6	16	16 PN	6/01/2001
Insurance name 7 Wid 700	17	17 PN	7/01/2001
Insurance name 8 INSNMB	19	315451435	8/01/2001

This Creditor's mandatory insurances are expired as per the above, highlighted in red. Please contact the supplier to obtain up to date insurances. Once received, send them to the relevant team to update details in Jobpac. Select OK to Continue with the PO.

- **Standard Locking in the Variation Register**

A variation should be locked when a user is accessing it via the Variation Register. A change has been made to apply the standard locking facility and a message will now appear when another user tries to access the same variation:

Variation Register ACTIONS OK BACK

Job CQ702 CRINUM CONVEYOR EARTHWORKS Last Variation 02 0006

Variation 02 1

Note : Internal variations all start with 01
Leave the last 4 digits blank to add a new variation with the next available number

Variation Register ✕

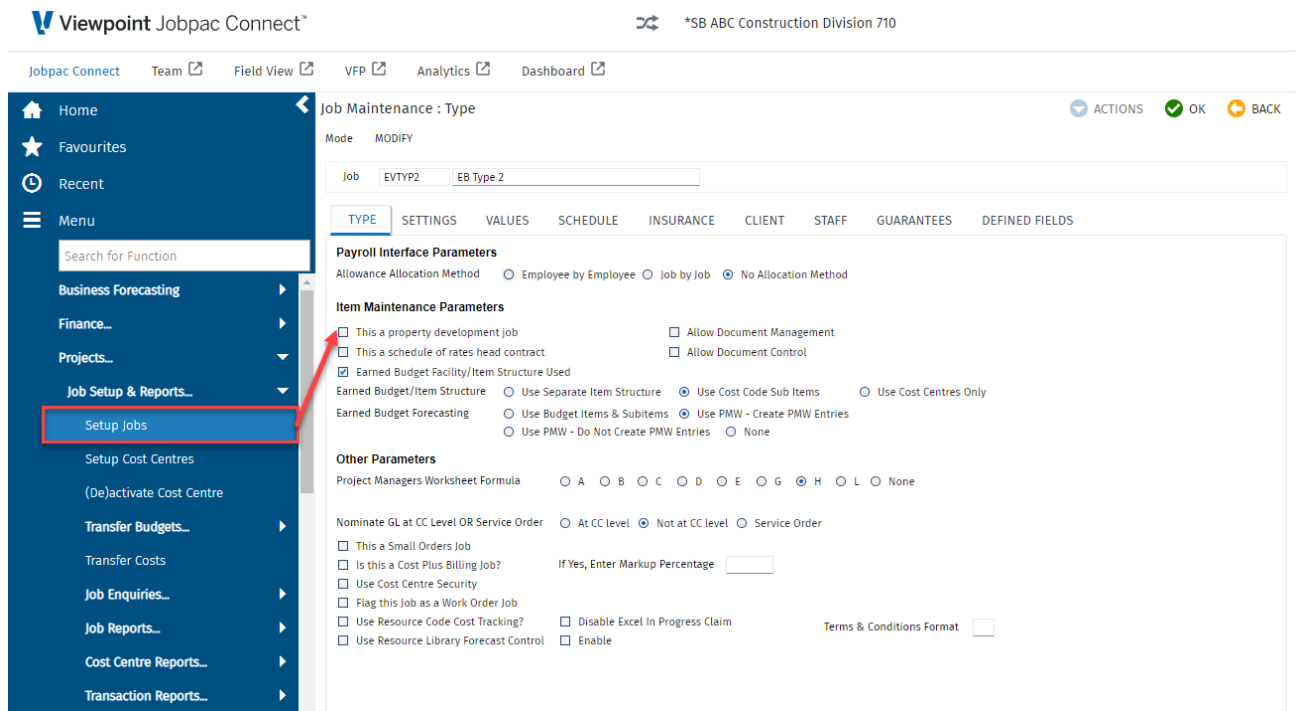
This variation is locked by user KWO0H50 Oh Soo Kwon

GENMSGWIN01

● **Protect the Property Development Flag in Job Setup**

The Property Development Flag is now able to be protected to reduce the flag being set accidentally by the users. If set accidentally it requires backend data fixes to undo the flag for the job, creating unnecessary support cases. This can now be achieved by setting the new system parameter (position) JOBMNT/position 7 to 'Y'.

- System parameter JOBMNT/position 7
 - 'Y' - Protect the Property Development Flag in Job Setup



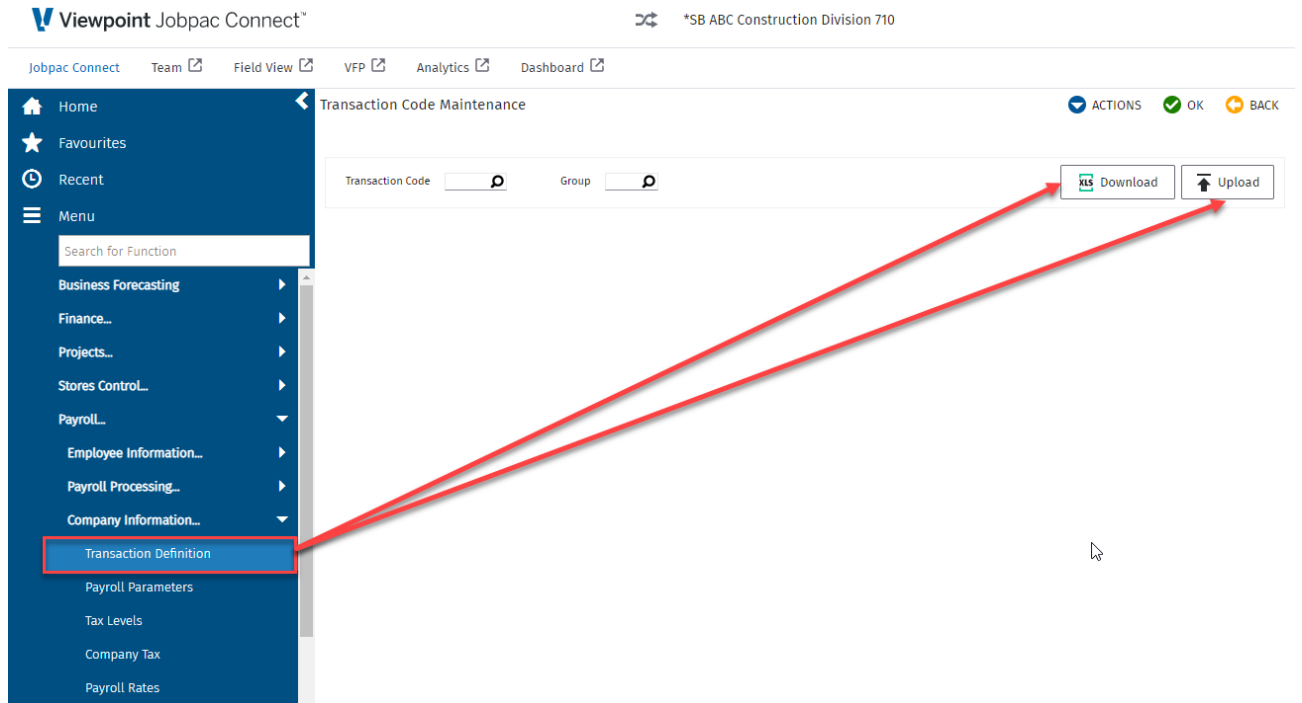
● **Backposting of Journals to More than 23 Months**

Previously due to some architectural idiosyncrasies, we only allowed the back posting of journals back to the first period of the previous financial year (or a maximum of 23 months) If customers wanted to post adjustments back further than this, then support assistance was required. We have now enabled the ability to post back as far as you need and various P&L and retained earnings adjustments will be handled automatically. The same settings and controls apply to restrict back posting in that

- you can apply a password for any back posting event
- you can add an additional password for backposting into a previous financial year
- And you can set the maximim number of periods allowed for backposting (which can be more than 23 now.)
- As a reminder the following system parameters relate to backposting.
 - System parameter PSTBCK
 - 1-99 - Controls the number of periods that you are allowing post back
 - System parameter GLPASS
 - 1-10 - Password allowing backposting of journals
 - 11-20 - Password allowing backposting into previous financial year.

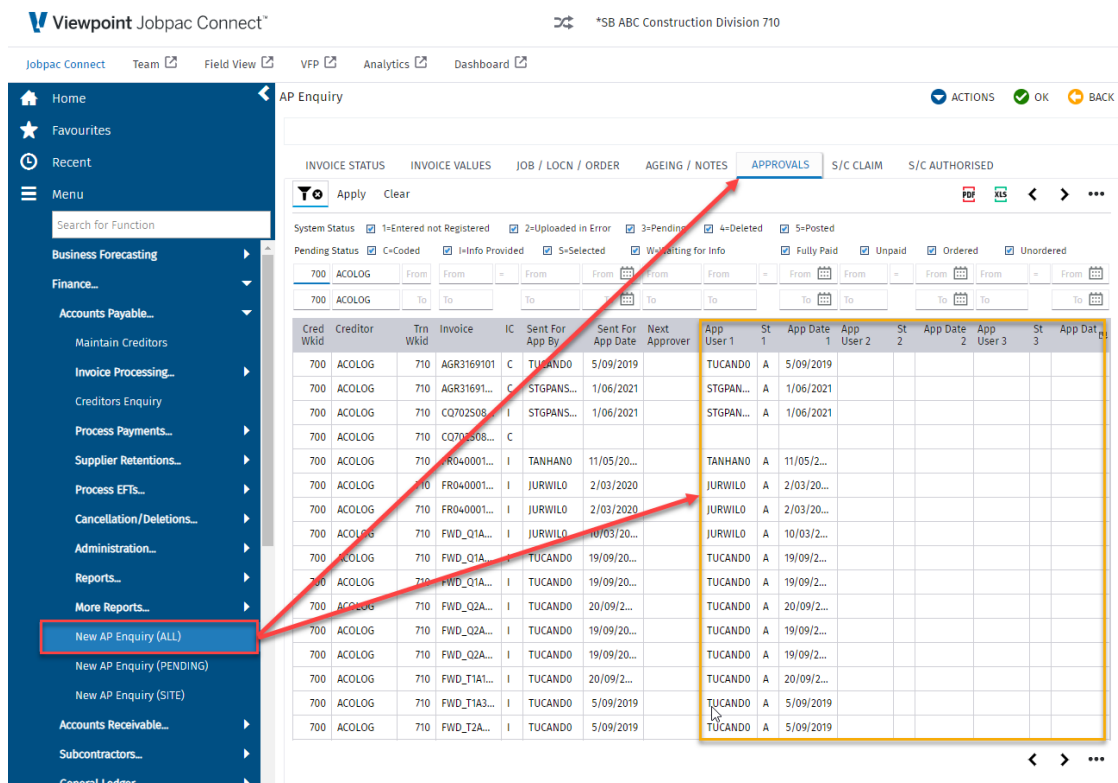
- **New Payroll Transaction Codes Download/Upload**

Payroll Transaction Codes can now be downloaded and uploaded. This will greatly assist in setting up the codes when creating new Work Id's.



- **Add Subcontract Payment Approval Audit Details to the New AP Enquiry**

Previously, only the "AP Invoice" Approval audit was shown in the new AP Enquiry. Now, for Invoices generated by the approval of SC Claims, the Subcontract Payment Approval audit details will appear in the Approvals tab as shown below



• **ETS - Daily Allowances for Weekdays and Weekends**

Extended allowances can be set up to be processed in ETS by Job:

Viewpoint Jobpac Connect™ *SB ABC Construction Division 710

ETS by Job Configuration

Code *DEFAULT Default System Value

Use Start and Finish Time or Hours T Default Cost Type LW Normal Time NT 7.60 TH To Code

Default Start and Finish 700 to 1630 Default Lunch Pen 1 Time & Half TH 2.00 DT

Protect Entry in Preview Screen Use Work Type N Double Time DT 24.00 DT

Allowance Codes Productivity (Hr Based) Productivity OT(Hr Based) Meals Unit Fares Unit Fare Wknd Unit Night Shift

Transaction Codes SIT SIT

Costing -(O)verhead/(I)jobcost J J

Meal (H)ours/(T)ime H Meals/Ove Hrs/Time 1000 Meal Only Mon-Fri? Y Allowance Type (D/A/N/O)

Allowed Employee Status PS (S,P,C,V,N)

Def Job Allow 1 Def Job Allow 2 Def Job Allow 3 Def Job Allow 4 Def Job Allow 5

Day	Start Time	Finish Time	For First X Hours	Trans Code	Remain Hours Trancode	Subtract Lunch Hours	Lunch Penalty2 Hours	Lunch Penalty2 Trancode	Lunch Penalty3 Hours	Lunch Penalty3 Trancode	Night Shift 1st Hrs	N/shift Trans 1st Hrs	N/shift Trans Rem Hrs
MON		2359	7.60	NT	TH	.50							
TUE		2359	7.60	NT	TH	.50							
WED		2359	7.60	NT	TH	.50							
THU		2359	7.60	NT	TH	.50							
FRI		2359	7.60	NT	TH	.50							
SAT		2359	2.00	DT									
SUN		2359	24.00	DT									
PUB			24.00	DT									

Actions: Prompt, Refresh, Add, Add Public Holiday, Maintain Extended Allowances

Extended Allowances can be configured as required by setting the values:

Viewpoint Jobpac Connect™ *SB ABC Construction Division 710

ETS by Job Extended Allowance Maintenance

ETS Config Code *DEFAULT Default System Value

Hide Filter Apply

From Contains To From To

Tran Code	Description	Weekdays	Weekends	Public	Allowance Type	Overhead or Job Costing
ADA	ADJUSTMENT AFTER TAX	N	Y	N	D	J
DT	DOUBLE TIME	Y	N	Y	D	J
GAR	GARNISHEE - CHILD SUPPORT	N	Y	N	D	J
HEC	HECS	Y	N	Y	D	J
MLA	MEAL ALLOWANCE	N	Y	N	D	J

Allowance Type: D=Daily, A=All Hours, N=Normal, O=Overtime

- **Extended Resource Description in Service Orders**

Extended resource descriptions can now be entered against a Resource for a Service Order Activity using a new right click option as shown below. These extended descriptions will be printed on Invoicing.

The screenshot shows the Viewpoint Jobpac Connect interface for a Service System - Activity Maintenance. The left sidebar menu is visible, with 'Maintain Work Orders' highlighted in red. The main area displays a summary of the activity, including client information (APN15928, APN LTD), address (LVL 32 / 101 COLLINS STREET), and cost breakdown (Price: 1,152.00, Labour Costs: 1,202.00, Material Costs: 0.00, Plant Costs: 0.00, Total Costs: 1,202.00, Margin: 50.00). Below this is a table of resources with columns for Seq #, Resource, Rt, CT, SC, Quantity, Dur (Hrs), UOM, Rate, Mkup %, Price, Cost, Bill, and Inv. A context menu is open over the 'Test 2' resource line, showing options: 'Extended Description' (highlighted in yellow), 'Delete', and 'Prompt'.

- **Add Small Orders Job filter in the Job Scan**

Introduce a filter in the Job Scan to show small order jobs, non small order jobs, or all jobs:

- **Ability to Upload Documents Against Assets**

We have added the ability to upload documents against assets is now available in the following areas:

- Lease Details
- Location History
- Meter Readings
- Registration Record
- Asset Details
- Disposal

- **Include the Job Number in the Variation Approval Emails**

Include the Job Number in the variation approval emails when sent from the approver to the next approver in the approval sequence.

- **Show PO Details when Approving Invoices**

A new option 'PO Enquiry' right click option will be available when approving AP Invoices, allowing review of the purchase order details:

- **Set the Default Tab in BFM Contract Valuation - Cost Centre Cost Reconciliation Screen**

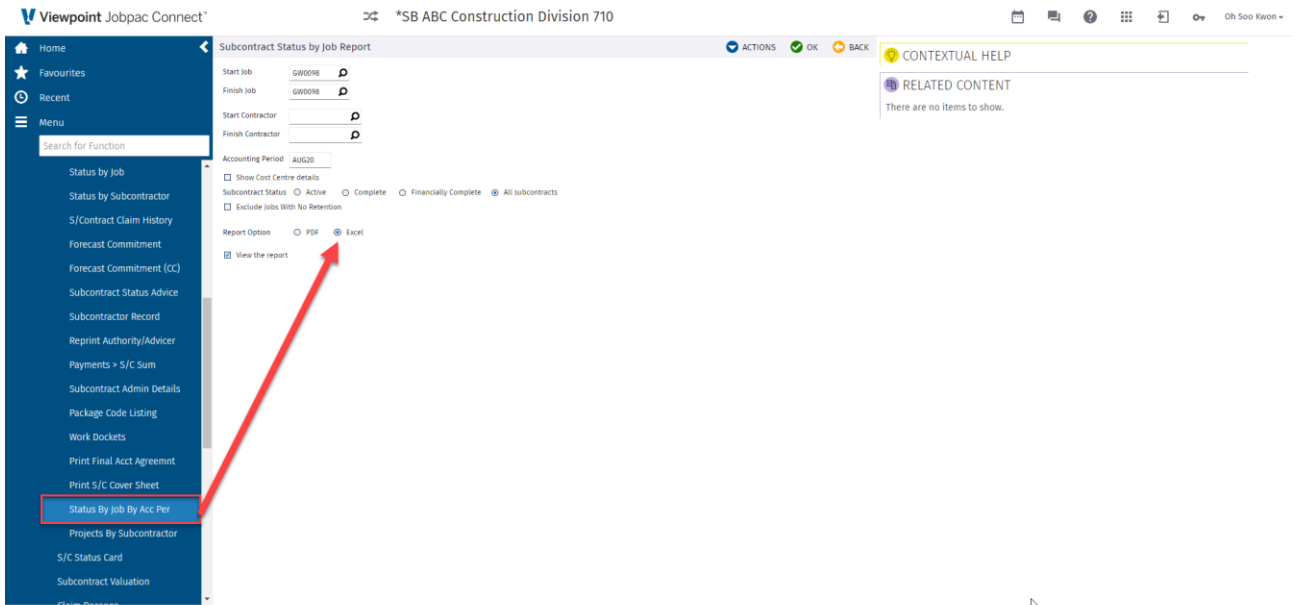
The default tab for entry in the Cost Centre Reconciliation can be set via the system parameter ADJENT/position 2-3:

- 01 - Gain/Loss
- 02 - W/S Entry by C/C
- 03 - Committed
- 04 - Earned Values
- 05 - TP Forecast
- 06 - TP Timeline
- 07 - Movement
- 08 - Gain/Loss Movement
- 09 - Audit
- 10 - Accruals
- 11 - Forecast

Cost Code	CT	Description	PMW Entries	FCC	Difference	Gain/Loss	Last Update	Sts
10000		SITE INDIRECTSx					7/02/2019	A
10100		LABOUR INDIRECTS					7/02/2019	A

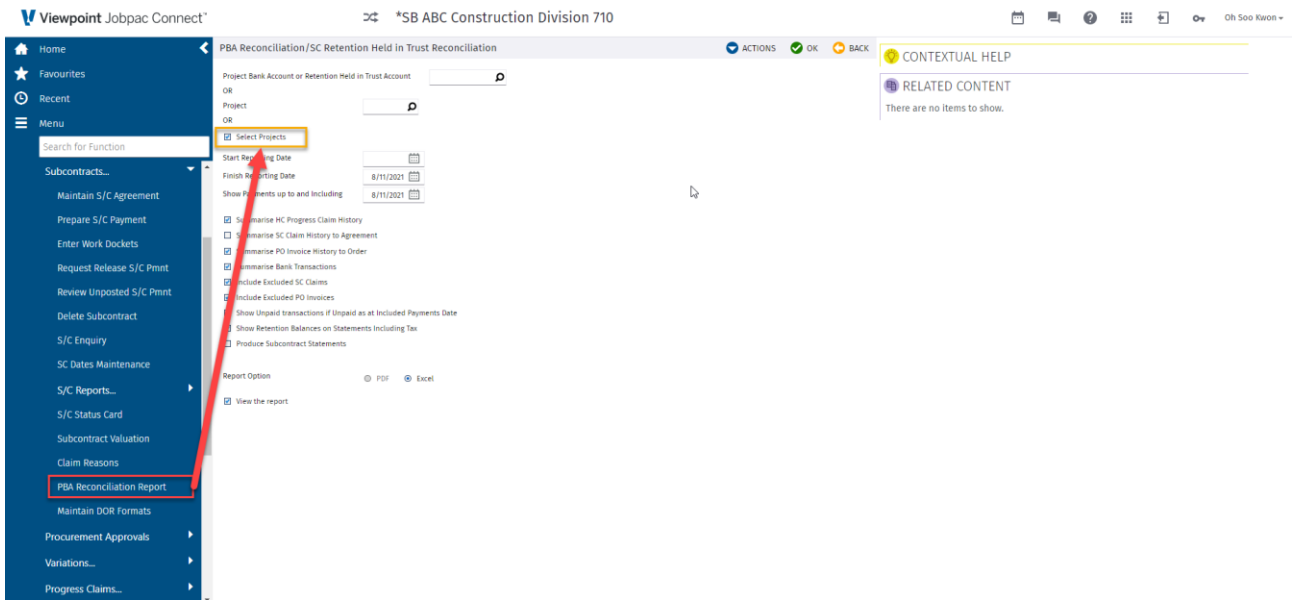
- **Excel Format for the Subcontract Status by Job by Period Report**

By popular demand, an Excel option is now available for the Subcontract Status by Job by Period Report:



- **Multiple Job Selection in PBA Reconciliation/SC Retention Held in Trust Reconciliation Report**

Multiple jobs can now be selected in the PBA Reconciliation/SC Retention Held in Trust Reconciliation Report. When selected, a list of jobs that qualify for PBA/SC Retention Held in Trust will be displayed for selection on the report.



Fixes

Module – Accounts Payable

- [Fix] Pending invoices are allowed to be deleted when they are matched (but not posted) against delivery dockets.
 - Issue# 97127
- [Fix] The values in the GL and Stock are not correctly updated when an invoice is matched to delivery dockets and adjustment is made to the tax amount.
 - Issue# 100290
- [Fix] Payment Due Date is not being recalculated when the invoice date is changed in the Invoice Registration - Invoice Details screen.
 - Issue# 104442
- [Fix] Program crash when entering Creditor Maintenance.
 - Issue# 105191
- [Fix] Unable to reprint the Remittance Advice.
 - Issue# 105193
- [Fix] Program when toggling through tabs in eInvoicing Delivery Docket Matching.
 - Issue# 105194
- [Fix] EFT payments are not being processed because EFT numbers are not being generated.
 - Issue# 105196
- [Fix] Raised By in the new AP Enquiry is showing the wrong user for some invoices.
 - Issue# 105239
- [Fix] Taxable Payments Reporting is extracting a blank value for the payer postcode.
 - Issue# 105265
- [Fix] Approval Audit is not working for pending invoices in the AP Transaction Enquiry.
 - Issue# 105268
- [Fix] Approval date filters are not working correctly in the new AP Transaction Enquiry.
 - Issue# 105294
- [Fix] Include non-subcontractors in the Insurance Details Report.
 - Issue# 105330
 - System parameter APXINS/position 2
 - 'Y' - Include non-subcontractors
- [Fix] Old/invalid support details are appearing in the error screen when taking the Cheque Cancellation menu option.
 - Issue# 105369
- [Fix] Same total line is repeated multiple times in the Overdue Pending Invoices Report.
 - Issue# 105475
- [Fix] Approvers are not appearing for selection in Send Invoices for Approval due to incorrect check of limits against the total batch value. The checks should be for each costing group within each invoice.
 - Issue# 105549
- [Fix] Creditor UDF Entry should be in sequence number order and not in UDF Number order.
 - Issue# 105593
- [Fix] AP Invoice Upload is not populating the invoice amount on the tax dissection for Prepaid Invoices.
 - Issue# 105603
- [Fix] Taking the option “Mark For Approval Only” in Invoice Batch Send for Approval is still sending emails to the approvers.
 - Issue# 105604
- [Fix] Approver is unable to approve Invoice Batches when the Range Table is used to determine the number of approvers.
 - Issue# 105622
- [Fix] Post invoices (AP Transaction Entry) error when trying to post credit note PO related invoices.
 - Issue# 105710

- [Fix] Scanned Invoice Image is not appearing against the invoice in the Approve Invoice Batches - Invoice Details screen.
 - Issue# 105783
- [Fix] When Invoice Batches that require 2 or more sequential approvers are sent for approval, the email is always to the email address of the final approver rather than the next approver in the sequence. This is when Individual Invoice Batching is activated.
 - Issue# 105792
- [Fix] New AP Enquiry shows old invoice batch approval audit details for some invoices.
 - Issue# 105951
- [Fix] New AP Enquiry shows unposted credit notes with positive values.
 - Issue# 105996
- [Fix] Force tax variance checks in eInvoice Validation/Posting. The check by default is not done on the posting and therefore will not appear in the report. To force the check, the system parameter EPVALD can be set.
 - Issue# 106008
 - System parameter EPVALD/position 1
 - 'Y' - Check for the tax variance.
- [Fix] AP Remittance Advice is not emailed to the creditors (if the email address is not populated in the eContacts file).
 - Issue# 106079

Module – Accounts Receivable

- [Fix] The AR Sundry Invoice Upload is not checking the uniqueness of the invoice number across the centralised group of work ids
 - Issue# 106080

Module – Advanced Approvals

- [Fix] Program crash in Approval Workflow Maintenance.
 - Issue# 105592
- [Fix] User's approval tile count is not getting updated correctly for sequential approvals that require 1 approver (set when using ranges table).
 - Issue# 106161

Module – Business Forecasting Module

- [Fix] BFM Reconciliation Report is excluding completed jobs that have no movement YTD but have WIH/Cash movements YTD.
 - Issue# 105303
- [Fix] BFM Unsecured Works user-defined fields were only unique up to 6 characters of the project number, thus causing duplication across the projects.
 - Issue# 105304
- [Fix] Excel output for BFM Variation Register Report has the column headings swapped for 'Take Up Forecast' and 'Take Up %'.
 - Issue# 105305
- [Fix] Parent jobs are appearing in the wrong work id section in the BFM Parent/Child Reconciliation Report.
 - Issue# 105354
- [Fix] BFM Accruals are not appearing in the CWIP Enquiry in the review period if they are the only CWIP entries for the job.
 - Issue# 105392
- [Fix] The Forecast Link Date flag is not being picked up in the correct order when a new job is created. The hierarchy should be:
 1. System parameter LINKFC/position 1
 2. BFM system parameter flag (on the second screen in BFM System Parameter Maintenance)

- Issue# 105227

Module – Field View

- [Fix] API calls to Field View are failing.
 - Issue# 105680

Module – General Ledger

- [Fix] When a general journal with P&L accounts is processed to the previous financial year, the first entry in the journal is not updating the corresponding P&L account.
 - Issue# 105389
- [Fix] Dates in the GL Details Report are misaligned on some rows - they should all be right-aligned.
 - Issue# 105458
- [Fix] Approving a Budget Transfer does not update the job correctly.
 - Issue# 105983
- [Fix] Sundry Cheque number sequence defaults to 0 when it reaches 999999 in Post Sundry payment. It should be defaulting to the next available cheque number for the bank account.
 - Issue# 105976
- [Fix] Incorrect values are appearing in the Standard Balance Sheet Report when run at the Summarised by Group Code.
 - Issue# 105995

Module – Job Costing

- [Fix] Cost Plus Billing Report allows the selection of non cost plus billing jobs and includes the jobs in the report.
 - Issue# 105281
- [Fix] Selecting Payroll Journals in the Job Enquiry is showing a completely different transaction.
 - Issue# 105548
- [Fix] When the Revenue GL accounts are set for a Job, the overrides are not getting cleared.
 - Issue# 105562
- [Fix] Labour Details Report is not showing the hours when certain jobs are included in the selection range.
 - Issue# 105824
- [Fix] Small Order flag for a job is allowed to be changed in Job Setup after revenue has been processed.
 - Issue# 106047
- [Fix] Trading Card Report is showing the incorrect Actual Cost and CWIP values.
 - Issue# 106102

Module – Payroll

- [Fix] NZ Payroll - PAYE is not calculating correctly on lump sum payouts (annual leave cashed in).
 - Issue# 105145
- [Fix] An employee is only allowed to cash out annual leave if they have been employed for at least 12 months. The system is incorrectly using the leave start date instead of the employee commencement date to calculate the length of service.
 - Issue# 105277
- [Fix] The Start and Finish Dates are not displayed in the Accumulated Pay Details Report for the Excel output.
 - Issue# 105669
- [Fix] STP submission is picking up the wrong employee when the employee code is more than 7 characters (should use the full 8 characters).
 - Issue# 105681
- [Fix] When an allowance is manually entered for a subcontractor and the subcontractor has auto generated superannuation, the super amount is not being calculated and therefore not showing on the Payroll Preprocessing Report for Subcontractors.
 - Issue# 105818

- [Fix] Allowances are not being generated in the Post Preview in ETS by Job.
 - Issue# 106230

Module – Purchase Orders

- [Fix] Standard Job Copy is crashing when copying Purchase Order Items.
 - Internal issue
- [Fix] Enter 'Y' in position 10 to allow Invoice/Credit Note to be matched to a docket with a different sign via Delivery Docket Matching.
 - Issue# 105156
 - System parameter DELDKT/position 10
 - 'Y' - Invoice/Credit able to match to docket with a different sign
- [Fix] Committed Cost Movement Enquiry is not updated if a negative PO is changed.
 - Issue# 105168
- [Fix] PO Upload with stock-related order Items gets uploaded without errors even if the Rate column is left blank.
 - Issue# 105177
- [Fix] Job is not being validated correctly on copy of Purchase Order Items.
 - Issue# 105346
- [Fix] Approvers are not appearing for selection in PO Send for Approvals when their authority is set up with Creditors and Creditor Types.
 - Issue# 105347
- [Fix] Purchase orders are being allowed to be uploaded as committed orders when the system parameter is set to disallow it (APPPPO/position 6 = 'Y').
 - Issue# 105561
- [Fix] Purchase Order Bulk Completion is not working for stock-related items.
 - Issue# 105620

Module – Stock

- [Fix] Stock is allowed to be deleted when linked to a purchase order.
 - Issue# 105336

Module – Subcontracts

- [Fix] Crash in Subcontract Payment Approvals and leaving the payment unable to be processed.
 - Issue# 103458
- [Fix] Session hangs when updating values in the Subcontract Maintenance.
 - Issue# 105019
- [Fix] The PBA or Retention Held in Trust Account name changes after selecting it from the scan and pressing Ok/Enter when running the PBA Reconciliation/SC Retention Held in Trust Reconciliation Report.
 - Issue# 105240
- [Fix] Subcontract Payment Upload deletes subcontract items on cancellation.
 - Issue# 105386
- [Fix] Subcontract Front Sheet is showing the wrong item amount for Schedule of Rates Agreements.
 - Issue# 105579
- [Fix]
 1. Separation of responsibility is not being adhered to for Subcontract Agreement Approvals.
 2. Provide the ability to stop users not selected for Subcontract Agreement Approvals from being able to approve (if they have the authorisation).
 - System parameter SCAPP/position 15
 - 'Y' - Approval can only be done by users who have been selected for approval.
 - Issue# 105621
- [Fix] Auto-posting of SC payments is marking the payment as approved even when there is an issue with the validation.
 - Issue# 105817

- [Fix] The approver on the Subcontract Payment Schedule JOM form is the first approver and not the final approver.
 - Issue# 105827
- [Fix] The RCTI flag is not defaulting to the work id default (system parameter RCTIDF) when setting up new Subcontract Agreements.
 - Issue# 105952
- [Fix] Subcontract Retention Held in Trust Statement cannot be distributed due to missing sender's email address.
 - Issue# 106101
- [Fix] Subcontract Retention Held in Trust Statement is showing incorrect presentation dates.
 - Issue# 106196

Module – System Administration

- [Fix] Rebuild the Approvals Count when clicking on the button 'Approve Now' from the 'MY APPROVALS' tile on the Landing Page. Due to the intermittent problem of the approval count going out of sync, an automatic process has been implemented to rebuild the count. This is a temporary workaround until the root cause is found.
 - Internal Issue
- [Fix] Standard Job Copy does not copy the cost centre revenue for small orders jobs.
 - Issue# 104720
- [Fix] The number of maximum sessions allowed for a user is showing as 0 in the license error screen.
 - Issue# 105280
- [Fix] Incorrect licensing checking for Field View only users and not allowing entry into Jobpac.
 - Issue# 105388
- [Fix] Creditor/Debtor Replication is not working when the first work id is set up but no work ids are defined.
 - Issue# 105658

Module – Variations

- [Fix] Unable to page up or down in the Variation Item Approval screen.
 - Issue# 105385
- [Fix] Variation Upload is not updating the description on the variation items being uploaded.
 - Issue# 105606

Module – Web Services

- [Fix] Subcontract payments from Payapps are coming through to Jobpac without tax when mixed tax is active.
 - Issue# 104634
- [Fix] 1. The ApproveOrderItem API allows approvals for a user who does not have Approval Without Budget for an item that requires it.
2. Creating a PO item via an API is not setting the number of approvers correctly when the ranges table is used to set the number of approvers.
 - Issue# 104759
- [Fix] Lentune interface invoice API failure due to Purchase Order being incorrectly completed.
 - Issue# 105711
- [Fix] An error "You cannot update a completed purchase order item" when attempting to update the PO/item to Incomplete via the API.
 - Issue# 105825
- [Fix] API failures due to memory leakage.
 - Issue# 106024
- [Fix] Purchase Order Item Approval using the API ApproveOrderItem is adding data in the approval emails file with a blank item number.
 - Issue# 106081

Module - WUI

- [Fix] The cursor moves to the wrong field in the next screen when entering supplier and the invoice number in Accounts Payable Transaction Entry.
 - Issue# 105278
- [Fix] Incorrect decimal data error is issued in the Enter Return Docket screen.
 - Issue# 105279
- [Fix] Delete option does not work in Set Up Pay Points.
 - Issue# 105387
- [Fix] Some columns are not included in the PO Enquiry Download via the WUI.
 - Issue# 105605
- [Fix] Incorrect error about decimals is issued when matching delivery dockets against the invoice in Post Invoices (AP Transaction Entry).
 - Issue# 105733
- [Fix] Purchase Order Maintenance option is visible when it is not enabled, in the PO Matching screen of Post Invoices (AP Transaction Entry).
 - Issue# 105754

New APIs for PO Approval Rules

POApprovalRulesListing

Description

This web service returns a list of purchase order approval rules for an order.

Passed Parameters

Token

Mandatory

This is the token that you received when validating your credentials using the GiveMeAToken web service.

Database

Optional

If you specify a WorkId you don't need to specify a database. If you don't specify a work id or a database the default database for the environment will be used. This is usually the live database for most users as most users have a live and test database.

WorkId

Mandatory

The 3 digit work id number.

Order

Mandatory

The 8 character order number.

Response fields

Allocation

This is 1, 2 or 3. 1=Job, 2=Asset, 3=GL Account. This signifies the costing allocation of the order items.

JobAssetOrGLAccount

This will contain the Job, Asset or GL Account. You can use the Allocation Field to determine which one it is.

Description

CostingWorkID

The work id that the job, asset or GL account is in.

TotalValue

The total value of all order items matching this costing allocation.

NumberOfApprovers

The number of approvers.

SequentialOrParallelApprovers

This contains either S or P to indicate whether approval is to be done sequentially or in parallel.

SeperationOfResponsibilitiesForApprovers

This Boolean field contains "Yes" if there is a separation of responsibilities.

AutomaticReturnEmail

NumberOfItems

POAuthorisationListing

Description

This web service returns a list of users authorised to approve items on a purchase order with a particular costing allocation.

Passed Parameters

Token

Mandatory

This is the token that you received when validating your credentials using the GiveMeAToken web service.

Database

Optional

If you specify a WorkId you don't need to specify a database. If you don't specify a work id or a database the default database for the environment will be used. This is usually the live database for most users as most users have a live and test database.

WorkId

Mandatory

The 3 digit work id number.

Order

Mandatory

The 8 character order number.

Job

Optional

This is optional but you must provide some costing information, so either a job, asset or GL account but only one of those. At least one unapproved item on the order should be costed to this job.

Asset

Optional

This is optional but you must provide some costing information, so either a job, asset or GL account but only one of those. At least one unapproved item on the order should be costed to this asset.

GeneralLedgerAccount

Optional

This is optional but you must provide some costing information, so either a job, asset or GL account but only one of those. At least one unapproved item on the order should be costed to this GL account.

Response fields

User

The user id of the user who is authorised to approve the items.

UserName

The name of the user

AuthorisationLimit

The authorisation limit for this user.

ApproveWithoutBudget

This field will contain “Yes” if the user is allowed to approve the order even if there is not enough budget. It only applies to Job related items and will not be included unless a job is provided.

SendPOApprovalPendingEmail

Description

This web service notifies a user by email that they have purchase orders pending approval and records that information in the purchase order system.

Passed Parameters

Token

Mandatory

This is the token that you received when validating your credentials using the GiveMeAToken web service.

Database

Optional

If you specify a WorkId you don't need to specify a database. If you don't specify a work id or a database the default database for the environment will be used. This is usually the live database for most users as most users have a live and test database.

WorkId

Mandatory

The 3 digit work id number.

Order

Mandatory

The 8 character order number.

Job

Optional

This is optional but you must provide some costing information, so either a job, asset or GL account but only one of those. At least one unapproved item on the order should be costed to this job.

Asset

Optional

This is optional but you must provide some costing information, so either a job, asset or GL account but only one of those. At least one unapproved item on the order should be costed to this asset.

GeneralLedgerAccount

Optional

This is optional but you must provide some costing information, so either a job, asset or GL account but only one of those. At least one unapproved item on the order should be costed to this GL account.

SendToUser

Mandatory

This is the 10 character user id of the user who you wish to receive the email. They must be a user who is able to approve items on this order.

Sequence

Optional

For sequential approval this field is mandatory but it is not required for parallel approvals.

This is the sequence that the users will be added to the list of approvers for this order. For sequential approval only sequence 1 users will receive an email but other users can be added to the list for subsequent approval.

