

All Weather Speaker

MAIN APPLICATIONS

- Theme and Amusement parks
- Outdoor Entertainment centers
- Multipurpose indoor / outdoor venues
- Background music
- Athletic fields
- Swimming pools
- Convention centers
- Cruise ship
- Stadiums / Arenas

MAIN FEATURES

- Multipurpose 5" full-range 120W - 8Ohm / 112dB SPL
- 2 way configuration with an high power 5" cone
- 1" dome for high frequencies
- 100V line transformer with selectable 50W power tapping
- Die-cast aluminium wall bracket with ball-socket for multi-angle adjustment capability, with a security cable
- 4 wires cable to select the desired power tapping
- Water-stop grille with 3 layers of protection
- IP55 weather resistant
- Standard grey finish RAL 7011

DESCRIPTION

The FBT SHADOW 105T is a weatherproof two way loudspeaker system designed to provide high quality voice and music reproduction in applications requiring extreme weather resistance. It is designed to withstand long-term exposure to tough, environmental conditions. The low frequency transducer is a 5" woofer with a 1" voice coil. The FBT SHADOW 105T features a line transformer for 100V applications with selectable power tapping. The cabinet is a single piece rotational moulded in polyethylene, fully UV protected. The cabinet is equipped with a die cast aluminium wall bracket with ball-socket for multi angle adjustment capability. The FBT SHADOW 105T meets the requirements of IP55 code (International Protection Rating).

TECHNICAL SPECIFICATIONS

GENERAL

Configuration	way	2
Low frequency woofer	inch	5 - 1 coil
High frequency driver	inch	1

ACOUSTIC SPEC.

Frequency response	(@-6dB)	90Hz - 20kHz
Crossover frequency	kHz	3
Sensitivity (@1W,1m)	dB	89
MAX SPL (cont/peak)	dB	109 / 112
Dispersion	H x V	100°
Recommended HP filter	Hz-dB /oct	70 - 24

INPUTS & OUTPUTS

Connectors		4 wire cable
------------	--	--------------

AMPLIFIER

Recommended amplifier	W RMS	120
Transformer	V / W	100 / 50
Long term power	W	60
Short term power (IEC 268-5)	W	240
Nominal impedance	Ohm	8

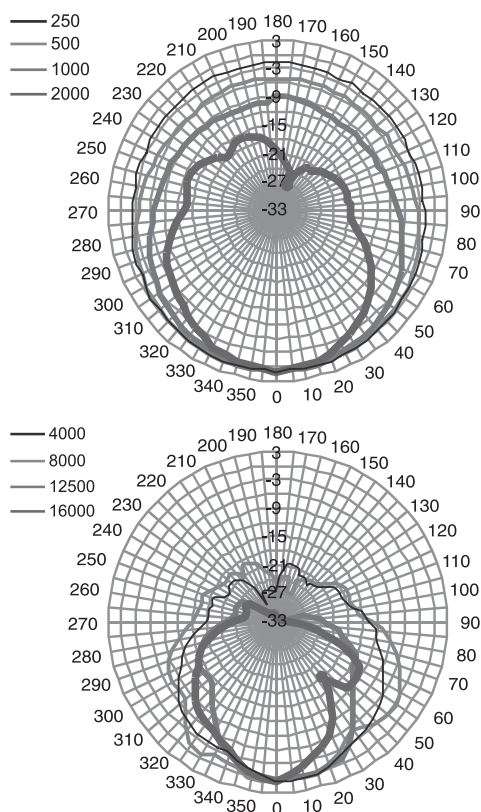
MECHANICAL SPEC.

Material		Polyethylene rotomolded
Net dimensions (WxHxD)	mm inch	168 x 222 x 161 6.61 x 8.74 x 6.33
Transport dimensions (WxHxD)	mm inch	250 x 270 x 220 9.84 x 10.62 x 8.66
Net weight	kg lb	3.1 6.83
Transport weight	kg lb	3.6 7.93

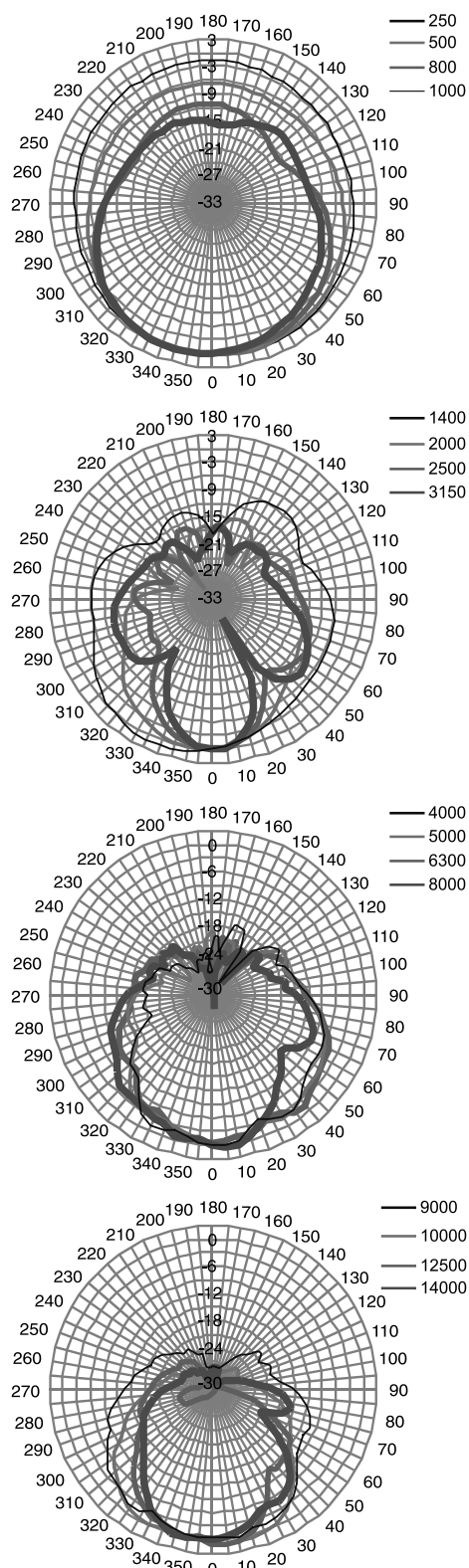


Weather resistant

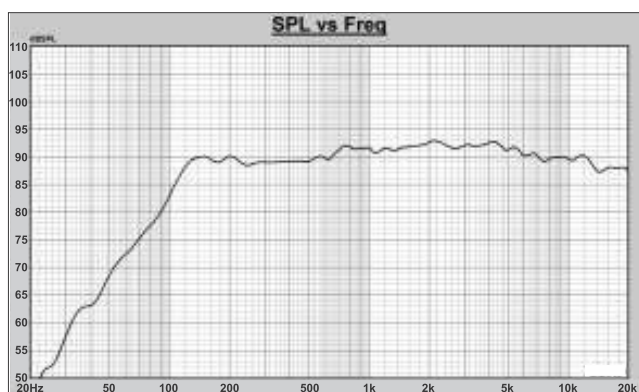
HORIZONTAL POLAR DIAGRAM



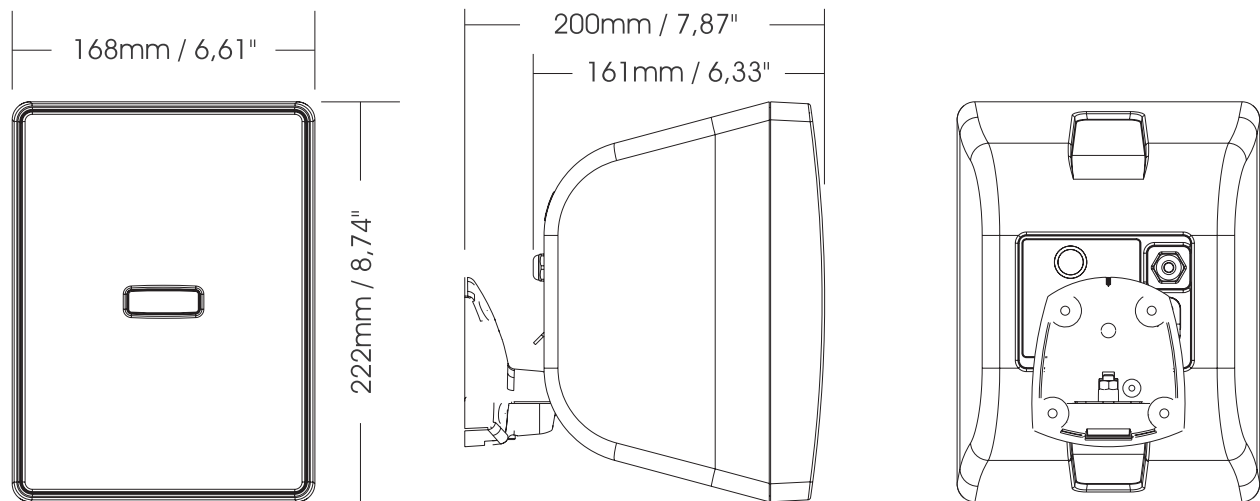
VERTICAL POLAR DIAGRAM



FREQUENCY RESPONSE DIAGRAM



DIMENSIONAL DRAWING



TECHNICAL SPECIFICATIONS LABEL

