



APPLICATIONS

- Designed for the optimal low frequencies extension in the MODUS active line array system
- Permanent installations in Theatres, Concert Halls, Clubs, Places of Worship, Conference Rooms, Indoor Sports, Arenas & Stadiums
- Sound reinforcement for live events: Touring, Bands, Orchestras, Conference both indoors and out, where uniform sound pressure level is required over the entire listening area

KEY FEATURES

- Powered subwoofer in bass reflex configuration
- 0.70" birch plywood enclosure with textured scratch resistant paint finish
- 18" B&C custom neodymium woofer with 3" voice coil
- Class D amplifier delivering 1200W RMS
- SPL capability 137dB half space
- DSP with 8 eq. presets cardioid configurations
- User friendly built-in hardware manufactured with the highest safety standards
- Can either be suspended above the line array modules or ground stacked
- Optional flying bar and trolley for transport
- Completely Manufactured in Italy

MODUS 118 FSA

Active Subwoofer



PRODUCT DESCRIPTION

The FBT MODUS 118FSA powered subwoofer meet the following performance criteria: frequency response of 36Hz to 120Hz, peak output of 137dB half-space, input impedance 22 kOhm . FBT MODUS 118FSA is of bass reflex design incorporating 1x18" B&C custom neodymium woofer with 3" voice coil. High efficiency internal amplifier 1200W in "D" class and built in DSP signal processor. All components are mounted in a 0,70" birch plywood enclosure with a resistant black textured finish. The rear facing input panel provides XLR signal input and link, level control, preset, delay , phase 0°-180° switch, ground lift switch, diagnostic led, power supply with Neutrik powercon cable duplex with input and output. The FBT MODUS 118FSA can be suspended above the line array modules or ground stacked.

ELECTRONIC SPECIFICATIONS

System Type	Bass reflex
Built-in Amplifier max.*	1200W RMS
Built-in Amplifier peak*	2400W
Frequency Response	36Hz - 120Hz
Max. SPL cont / peak**	133 / 137dB
Dispersion	Omnidirectional
Input Impedance	22kOhm
AC Power Requirement	640VA

PHYSICAL SPECIFICATIONS

Low Frequency Woofer	1 x 18" / 3" coil
Input Connectors	XLR with loop
Net Dimensions (WxHxD)	28,66" x 20,15" x 22,83"
Shipping Dimensions (WxHxD)	30,31" x 22,04" x 24,80" 31,49" x 26,77" x 27,55" (with pallet)
Net Weight	104,71lbs
Shipping Weight	125,66 (with pallet)
Enclosure Material	birch plywood
Power Cord	16,4ft

* MAX: 2mS burst, RMS power on nominal speaker impedance
MAX PEAK: based on max peak output voltage and nominal speaker impedance

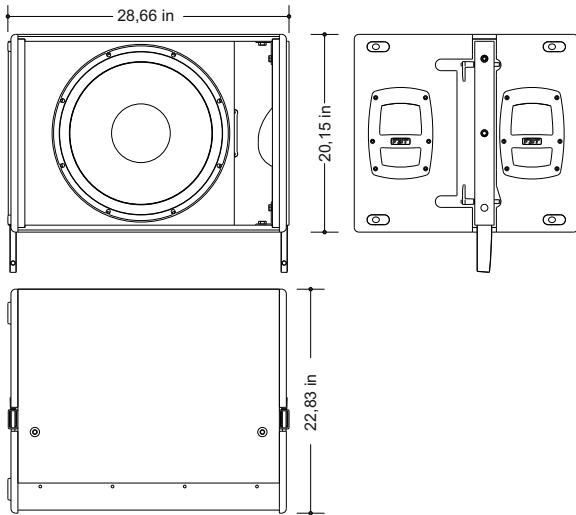
** CONT. SPL: half space, based on power amp rating and LF transducer average sensitivity data, 125mS time average
PEAK SPL: half space, based on peak power amp rating and system peak sensitivity, 10mS time average



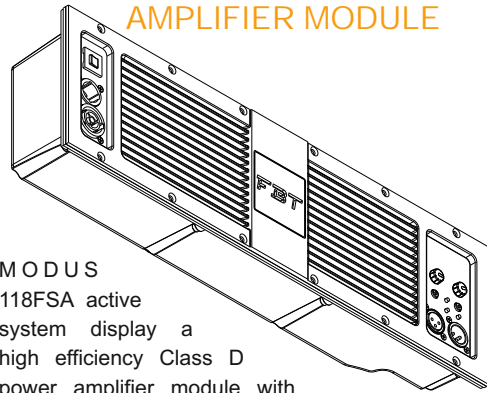
MODUS 118 FSA

Active Subwoofer

DIMENSIONAL DRAWING




AMPLIFIER MODULE

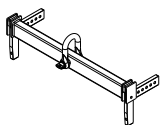


MODUS 118FSA active system display a high efficiency Class D power amplifier module with switching power supply enclosed in a die-cast aluminium chassis. This permits to protect the electronics against dust, avoid any air loss through the controls - which would cause annoying noises - and maximize health loss by using the woofer ventilation instead of a cooling fan.

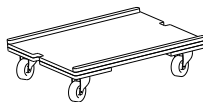
CONNECTION PANEL



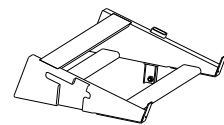
ACCESSORIES



MD-F SAT
Flying bar



MD-T 118
Trolley for 2 MODUS 118FSA



MD-WB
Stand base to tilt
MODUS 4805LA / MODUS 4820LA
on MODUS 118FSA