Pitt BASKETBALL

2024-25 SCHEDULE

Date	Opponent (TV)	Time
O. 22	POINT PARK	W, 93-62 [EXH]
N. 4	RADFORD (ACCN Extra)	W, 96-56
N. 8	MURRAY STATE (ACCN Extra)	W, 83-68
N. 11	GARDNER-WEBB (ACCN Extra)	W, 83-64
Backyard Brawl		
N. 15	WEST VIRGINIA (ACCN Extra)	W, 86-62
Greenbrier Tip-Off		
N. 18	VMI (ACCN Extra)	W, 93-48
N. 22	[rv/-] + vs. LSU (CBS Sports Network)	W, 74-63
N. 24	[rv/19] + vs. Wisconsin (CBS Sports Network)	L, 81-75
N. 29	[rv/rv] at Ohio State (Peacock)	W, 91-90 •
ACC/SEC Challenge		
D. 4	[18/rv] at Mississippi State (SEC Network)	L, 90-57
D. 7	[18/-] at Virginia Tech * (ESPNU)	W, 64-59
D. 11	[rv/-] EASTERN KENTUCKY (ACCN Extra)	W, 96-56
D. 21	[rv/-] SAM HOUSTON (ACCN Extra)	W, 110-78
J. 1	[rv/-] CALIFORNIA * (ACCN)	W, 86-74
J. 4	[rv/-] STANFORD * (ESPN2)	W, 83-68
J. 7	[rv/4] at Duke * (ESPN)	L, 76-47
J. 11	[rv/rv] LOUISVILLE * (ESPN2)	L, 82-78
J. 15	at Florida State * (ESPNU)	L, 82-70
J. 18	[-/rv] CLEMSON * (The CW)	L, 78-75 •
J. 25	at Syracuse * (ESPN2)	W, 77-73
J. 28	NORTH CAROLINA * (ESPN)	W, 73-65
F. 1	at Wake Forest * (ESPN2)	L, 76-74
F. 3	VIRGINIA * (ESPN)	L, 73-57
F. 8	at North Carolina * (ESPNU)	L, 67-66
F. 11	at SMU * (ACCN)	L, 83-63
F. 15	MIAMI * (ESPN2)	W, 74-65
F. 18	SYRACUSE * (ACCN)	W, 80-69
F. 22	at Notre Dame * (The CW)	2:15 pm
F. 25	GEORGIA TECH * (ACCN)	7 PM
M. 1	at Louisville * (ESPN2)	6 pm
M. 5	at NC State * (ACCN)	7 pm
M. 8	BOSTON COLLEGE * (ACCN)	6 PM
ACC Tournament		
M. 11-15	< ACC Tournament (ESPN/ACCN)	TBD

+ Greenbrier Resort (White Sulpher Springs, WV)
* Denotes ACC contest
< Spectrum Center
All Game times are Eastern Time Zone
HOME GAMES IN BOLD CAPS
[-/-] Pitt / Opponent AP Rank
• Overtime

STRATEGIC COMMUNICATIONS

Matt Plizga, Associate AD (MBB)
mplizga@athletics.pitt.edu (email)
(412) 648-8240 (office)
(919) 812-0882 (cell)

Elisabeth Schmidt, Assistant Director
eschmidt@athletics.pitt.edu (email)
(412) 969-5536 (cell)

Website: PittsburghPanthers.com
Twitter / Instagram: @Pitt_MBB / @pitt_mbb
Hashtag: #H2P

Pitt (16-10, 7-8 ACC) at Notre Dame (11-15, 5-10 ACC)

Saturday, Feb. 22, 2025 • 2:15 PM

South Bend, Ind. • Purcell Pavilion at the Joyce Center

The CW • 93.7 The Fan

THE MATCHUP

Pitt Panthers		Notre Dame Fighting Irish	
2024-25 Record (ACC)	16-10 (7-8)	2024-25 Record (ACC)	11-15 (5-10)
AP / Coaches Polls	nr / nr	AP / Coaches Polls	nr / nr
NCAA NET / KenPom	50 / 52	NCAA NET / KenPom	108 / 97
Last Game	W, 80-69 vs. Syracuse (2/18)	Last Game	L, 97-73 vs. SMU (2/19)
Head Coach	Jeff Capel (Duke, '97)	Head Coach	Micah Shrewsberry (Hanover, '99)
Pitt Record	113-102 (Seventh Season)	Notre Dame Record	24-35 (Second Season)
Career Record	275-212 (16th Season)	Career Record	61-68 (Fourth Season)

BROADCAST INFORMATION

The CW
Tom Werme (pxp)
Mike Gminski (analyst)

Pitt Radio Network (93.7 The Fan)
Bill Hillgrove (pxp)
Curtis Aiken (analyst)

SERIES HISTORY

All-Time Series	Pitt trails 32-39
Under Jeff Capel	Pitt trails 5-2
In South Bend	Pitt trails 22-11
At Purcell Pavilion	Pitt trails 14-6
First Meeting	Notre Dame 33, Pitt 17 (2/19/27)
Last Meeting	Pitt 70, Notre Dame 60 (2/3/24)
Current Streak	Pitt W, 1

THE OPENING TIP

- Pitt (16-10, 7-8 ACC) is on the road to play Notre Dame (11-15, 5-10 ACC) Saturday, Feb. 22. Tipoff from the Purcell Pavilion is set for 2:15 p.m. with Tom Werme and Mike Gminski calling the action on The CW.
- Eight of the Panthers' 10 losses have come in Quad 1 games with five of those eight Quad 1 defeats coming by six points or fewer.
- Pitt has won 17 true road games since the start of the 2022-23 season, tied for 10th most among high major teams (ACC, Big East, Big Ten, SEC, Big 12).
- The Panthers lead the ACC and are tied for 11th in the NCAA in free throw percentage (.789). Pitt is on pace to set a single-season free throw percentage school record.
- Pitt ranks fourth in total wins (62) and fifth in league wins (33) among ACC schools since the start of the 2022-23 season.
- The Panthers' starting backcourt of **Ishmael Leggett** and **Jaland Lowe** combines to average 32.8 points, 10.1 rebounds, 8.0 assists, and 3.5 steals per game. The duo has combined for 42 double-figure scoring games, including 14 games with 20 or more points scored.
- **Zack Austin** is the only player in the NCAA with at least 45 blocks and 45 three-point field goals on the season.
- **Ishmael Leggett** is averaging a team-high 6.0 rebounds per game and is attempting to become the first Pitt guard to lead the team in rebounds in back-to-back seasons.

2024-25 PITT PANTHERS AVERAGES

No.	Name (Ht., Wt., Yr.)	Pos.	PPG	RPG	APG	Notables
0	Amdy Ndiaye (6-10, 210, Fr.)	F	0.3	0.9	0.0	has played in 7 games
1	Damian Dunn (6-5, 205, Gr.)	G	9.9	2.7	1.9	sidelined with a left elbow injury; 8 games with 10+ pts
2	• Cameron Corhen (6-10, 235, Jr.)	F	10.5	5.3	0.9	.612 field goal pct.; 16 double-figure scoring games
3	Brandin Cummings (6-3, 175, Fr.)	G	6.4	1.5	0.8	8 games with 10+ pts; 11.3 ppg. over the past 3 games
4	Papa Amadou Kante (6-10, 235, R-Fr.)	F	2.4	1.2	0.2	16-of-29 (.552) from the field
5	• Ishmael Leggett (6-3, 185, Sr.)	G	16.2	6.0	2.8	15+ points in 19 games; team-high 44 stls
11	Marlon Barnes, Jr. (6-6, 190, R-Fr.)	F	0.0	0.3	0.3	has played in 7 games
13	Benjamin Mayhew (6-4, 180, So.)	F	-	-	-	walk-on; did not dress during 2023-24 season
15	• Jaland Lowe (6-3, 175, So.)	G	16.6	4.1	5.2	8 games with 20+ points; 42 steals
21	Vason Stevenson (6-3, 190, Sr.)	F	-	-	-	has appeared in 2 career games
24	Liam Mignogna (6-9, 250, Fr.)	C	-	-	-	walk-on; posted 1,012 points and 620 rebounds in HS career
25	• Guillermo Diaz Graham (7-0, 225, Jr.)	F	6.1	5.1	1.6	7 double-figure scoring games; 49 offensive rebounds
31	Jorge Diaz Graham (6-11, 215, Jr.)	F	3.0	0.8	0.2	19-of-37 (.514) from three-point range
44	Jajuan Nelson (6-7, 210, So.)	F	-	-	-	walk-on; did not dress during 2023-24 season
52	Amsal Delalić (6-8, 210, Fr.)	G	3.8	2.3	0.8	season-high 14 points vs. Miami (2/15)
55	• Zack Austin (6-7, 210, R-Sr.)	F	9.7	4.5	0.6	leads the team in blocks (46) and threes (48)

• probable starter

BY THE NUMBERS

- **Ishmael Leggett** has scored 15 or more points in 19 of 25 games played this season. He leads the team in rebounds (6.0 rpg.) and steals (44), while also ranking second in scoring (16.2 ppg.), assists (71), and free throws (81).
- **Zack Austin** leads the Panthers in three-point field goals (48) and blocked shots (46). He the only player in the NCAA with at least 45 three-pointers and 45 blocks this season. Mouhamdou Gueye (2021-22) is the only other Panther to lead the team in blocks and three-pointers in a season.
- Pitt is the only team in the NCAA with two players 6-3 or under averaging 16.0 points and 4.0 rebounds per game or better. **Jaland Lowe** (16.6 ppg., 4.1 rpg.) and **Ishmael Leggett** (16.2 ppg., 6.0 rpg.) are looking to become the first pair of Pitt guards to each average at least 16.0 points and 4.0 rebounds per game in the same season.
- **Cameron Corhen** has scored in double figures 16 times and is averaging 10.5 points and 5.3 rebounds per game. He leads the Panthers in dunks (39) and field goal percentage (.612), while ranking second in offensive rebounds (47) and blocks (21).
- **Jaland Lowe** (16.6 ppg., 4.1 rpg., 5.2 apg.) is one of eight players in the NCAA averaging at least 16.5 points, 4.0 rebounds, and 5.0 assists per game.
- **Ishmael Leggett** is one of nine players in the NCAA averaging at least 16.0 points, 5.5 rebounds, 2.5 assists, and 1.5 steals per game. He is looking to join Ricardo Greer (1999-2000) as the only Panthers to achieve those averages in a season.
- **Guillermo Diaz Graham** and **Jorge Diaz Graham** are a combined 29-of-69 (.420) from three-point range in ACC play.
- **Brandin Cummings** has scored in double figures in each of the past three games and is averaging 11.3 points, 2.0 rebounds, and 2.3 assists per game in that span.
- **Zack Austin** has made at least one three-point field goal in a career-best 21 consecutive games. He has made at least two threes in 14 of the past 21 contests.
- **Guillermo Diaz Graham** has grabbed two or more offensive rebounds in each of the past four games and is averaging 3.75 offensive rebounds per game in that span.
- Pitt is 195-of-240 (.813) from the free throw line over the past 13 games. The Panthers have made at least 15 free throws in six of the past eight games and 16 times overall on the season.
- The Panthers have been outscored by 78 points from the three-point line in ACC play. Pitt is averaging 7.7 threes per game on 34.6 (116-of-335) shooting from long range. In contrast, ACC opponents are averaging 9.5 threes per game, while shooting 38.8 percent (142-of-366) from distance against the Panthers.
- Pitt has recorded 10 or fewer turnovers in a game 16 times and are tied for 23rd in the NCAA in turnovers per game (9.9). The Panthers have committed 10 or fewer turnovers nine times in ACC play.
- The Panthers are 11-0 on the season when scoring 80 or more points in a game. Pitt snapped a string of 11 consecutive games without reaching the 80-point mark, the longest such streak since the 2021-22 season, in Tuesday's win over Syracuse.
- Pitt has a school-record seven wins when trailing at halftime this season. The Panthers also have also won four games in which they have trailed by double-figures at some point in the contest.
- The Panthers have dropped four consecutive games at Purcell Pavilion. Their last road victory over Notre Dame was an 86-82 decision on Jan. 9, 2016.

2024-25 STATS COMPARISON

	Pitt	Notre Dame
Points	77.3	73.2
Opp. Points	71.0	71.9
Rebounds	33.8	34.9
Opp. Rebounds	34.2	32.2
Off. Rebounds	9.7	10.4
Opp. Off. Rebounds	10.4	8.7
Field Goal Pct.	.458	.454
Opp. Field Goal Pct.	.437	.452
Three-Point Pct.	.356	.362
Opp. Three-Point Pct.	.351	.321
Three-Point FGs	8.4	8.0
Opp. Three-Point FGs	8.2	7.6
Free Throw Pct.	.789	.740
Opp. Free Throw Pct.	.712	.750
Free Throws Made	15.8	12.8
Opp. Free Throws Made	12.5	12.9
Personal Fouls	16.2	15.6
Opp. Personal Fouls	17.9	16.5
Assists	13.7	11.9
Opp. Assists	13.1	14.5
Turnovers	9.9	11.0
Opp. Turnovers	12.2	10.3
Blocked Shots	4.6	1.7
Opp. Blocked Shots	2.7	3.4
Steals	7.3	5.7
Opp. Steals	5.4	5.9

PANTHER SPOTLIGHTS

- **Jaland Lowe** is averaging a team-high 17.3 points per game in true road contests this season. He has scored 19 or more points in five of Pitt's nine road games.

- **Guillermo Diaz Graham** is averaging 7.3 points, 6.0 rebounds, 3.0 assists, and 1.0 blocks per game over the past four contests. He is also 7-of-15 (.467) from three-point range in that span.

LAST TIME OUT

- Pitt shot 62.5 percent (15-of-24) from the field in the second half and outscored visiting Syracuse by 18 points after halftime en route to an 80-69 win at the Petersen Events Center Tuesday night.
- **Ishmael Leggett** and **Zack Austin** each made three three-pointers and scored 19 points, apiece. Leggett made three three-pointers in the second half, while adding seven rebounds and three assists on the night. Austin went 8-of-10 from the field (3-of-4 from three) and added four rebounds, three steals and three blocked shots.
- **Jaland Lowe** scored an efficient 17 points and **Brandin Cummings** contributed 11 points for his third consecutive double-figure scoring game.
- **Guillermo Diaz Graham** provided a strong all-around effort with eight points, eight rebounds, three assists, and four blocked shots.
- Pitt trailed by 11 in the second half before outscoring Syracuse, 46-24, over the final 19 minutes. The Panthers were 6-of-10 from three-point range in the second half, while limiting Syracuse to just 5-of-17 (.294) shooting from beyond the arc. Leggett (13), Austin (10), and Lowe (10) combined for 33 of Pitt's 46 second half points.
- The Panthers controlled the interior with a 28-14 edge in points in the paint. Pitt also had a 14-8 advantage in second chance points as they came away with 11 offensive rebounds.
- Pitt held the Orange to just 9-of-27 (.333) shooting from inside the three-point line, while posting eight blocked shots.

SUCCESS AMONG ACC PEERS

• Pitt has put together back-to-back seasons with 20+ wins, including 10+ victories in ACC play. The Panthers rank fourth in total wins and fifth in league wins among ACC schools since the start of the 2022-23 season.

ACC • Conference Wins over the Past Three Seasons

Rk	Team	Total
1.	Duke	44
2.	Clemson	38
3.	North Carolina	37
4.	Virginia	34
5.	Pitt	33

ACC • Wins over the Past Three Seasons

Rk	Team	Total
1.	Duke	77
2.	Clemson	68
3.	North Carolina	65
4.	Pitt	62
5.	Virginia	61

through Feb. 20

ROAD WARRIORS

• Pitt has won 17 true road games since the start of the 2022-23 season, tied for 10th most among high major teams (ACC, Big East, Big Ten, SEC, Big 12).

NCAA • Road Wins by Power Conference Teams • Past Three Seasons

Rk	Team (Conference)	Total
1.	Houston (Big 12)	26*
2.	Alabama (SEC)	22
3.	Marquette (Big East)	21
	Connecticut (Big East)	21
5.	Purdue (Big Ten)	20
6.	Arizona (Big 12)	19
	Duke (ACC)	19
8.	Creighton (Big East)	18
	UCLA (Big Ten)	18
10.	Pitt (ACC)	17
	Texas A&M (SEC)	17
	Clemson (ACC)	17

through Feb. 19

** played in American Athletic Conference in 2022-23*

BALLIN' IN THE BACKCOURT

• Pitt is the only team in the NCAA with two players 6-3 or under - **Jaland Lowe** (16.6 ppg., 4.1 rpg.) and **Ishmael Leggett** (16.2 ppg., 6.0 rpg.) - averaging 16.0 points and 4.0 rebounds per game or better.

• Leggett and Lowe are attempting to become the first Pitt tandem of 6-3 or under players to each average 15.0 points and 4.0 rebounds or better since Larry Szykowny and Daryle Ruby accomplished that feat in the 1964-65 season.

• The Panthers' starting backcourt of Lowe and Leggett combines to average 32.8 points, 10.1 rebounds, 8.0 assists, and 3.5 steals per game. The duo has combined for 42 double-figure scoring games, including 14 games with 20 or more points scored.

• The guard tandem has combined for 35 or more points in a game 10 times, including a season-best 49 points in the overtime win at Ohio State (11/29).

• Lowe (16.6 ppg.) and Leggett (16.2 ppg.) rank eighth and 11th, respectively, in the ACC in scoring.

Pitt • Players 6-3 & Under to Average 15.0+ PPG & 4.0 RPG

Player, Year	PPG	RPG
Ishmael Leggett, 2025	16.2	6.0
Jaland Lowe, 2025	16.6	4.1
Carl Krauser, 2006	15.0	4.3
Carl Krauser, 2005	16.0	4.8
Carl Krauser, 2004	15.4	4.9
Brandin Knight, 2002	15.6	4.8
Vonteego Cummings, 1999	16.1	4.1
Vonteego Cummings, 1998	19.5	4.1
Vonteego Cummings, 1997	16.3	4.2
Larry Szykowny, 1966	15.4	4.0
Larry Szykowny, 1965	15.8	5.5
Daryle Ruby, 1965	15.6	6.7
Calvin Sheffiled, 1964	18.5	4.5
Don Hennon, 1959	25.7	4.4
Don Hennon, 1958	26.0	4.7
Julius Pegues, 1958	17.6	5.2
Ed Pavlick, 1955	23.9	11.0
Clarence Burch, 1954	15.8	6.5
Michael Zernich, 1952	15.2	7.2

LEGGETT LEADING THE WAY

• **Ishmael Leggett**, a Preseason All-ACC Second Team selection, is averaging 16.2 points, 6.0 rebounds, 2.8 assists, and 1.8 steals per game.

• Leggett is one of nine players in the NCAA averaging at least 16.0 points, 5.5 rebounds, 2.5 assists, and 1.5 steals per game.

• Leggett has scored in double figures in 22 games with six 20+ points games. He also has three double-doubles on the season.

• Leggett ranks among the ACC leaders in scoring (11th - 16.2 ppg.), defensive rebounds (10th - 4.84 drpg.), field goal percentage (10th - .462), free throw percentage (11th - .818), steals (5th - 1.76 spg.), and minutes (2nd - 35.5 mpg.).

• Leggett recorded 19 points, seven rebounds, and three assists in a home win over Syracuse (2/18). He went 3-of-5 from three-point range agaisnt the Orange.

• Leggett filled the stat sheet with 21 points, 10 rebounds, five assists, and four steals in a win over Miami (2/15). He went 2-of-2 from three-point range and 7-of-7 from the foul line.

• Leggett recorded the 16th game with 20+ points, 10+ rebounds, and 5+ assists by a Panther since the 1986-87 in the win over the Hurricanes.

• Leggett led the Panthers in points (17) and rebounds (6), while going 7-of-11 from the field against Virginia (2/3).

• Leggett went 8-of-8 from the foul line to extend his consecutive made free throw streak to 24 and finished with 16 points, seven rebounds, four assists, and three steals at Wake Forest (2/1).

• Leggett had 15 points, six rebounds, three assists, two steals, and a blocked shot in a win over North Carolina (1/28). He was 6-of-6 from the foul line and sealed the win with four free throws in the final 25 seconds of play.

• Leggett delivered 16 points, six rebounds, and two steals in a win over Syracuse (1/25). He made both three-point field goal attempts and was 6-of-11 overall from the field.

• Leggett made a season-best four threes in a 16-point, four-assist, two-steal effort at home against Louisville (1/11).

• Leggett posted 21 points, six rebounds, three assists and two steals in a win over Stanford (1/4 after missing the previous game due to injury. He made all nine two-point field goal attempts in the game.

PITT SEASON & CAREER TOTALS

	2024-25	Career
Double-Figure Scoring Games		
Ishmael Leggett	22 (15-7)	91 (52-39)
Damian Dunn	8 (6-2)	71 (44-27)
Zack Austin	11 (10-1)	72 (41-31)
Cameron Corhen	16 (11-5)	40 (25-15)
Jaland Lowe	20 (13-7)	39 (26-13)
Guillermo Diaz Graham	7 (5-2)	17 (11-6)
Brandin Cummings	8 (6-2)	8 (6-2)
Jorge Diaz Graham	2 (1-1)	5 (3-2)
Amsal Delalić	1 (1-0)	1 (1-0)
Papa Amadou Kante	1 (1-0)	1 (1-0)
30+ Point Games		
Ishmael Leggett	-	3 (1-2)
Damian Dunn	-	3 (1-2)
Brandin Cummings	1 (1-0)	1 (1-0)
20+ Point Games		
Ishmael Leggett	6 (6-0)	19 (13-6)
Damian Dunn	2 (1-1)	17 (10-7)
Zack Austin	1 (1-0)	14 (9-5)
Jaland Lowe	8 (6-2)	10 (7-3)
Brandin Cummings	1 (1-0)	1 (1-0)
Guillermo Diaz Graham	-	1 (1-0)
Cameron Corhen	-	1 (0-1)
10+ Rebound Games		
Zack Austin	1 (1-0)	15 (9-6)
Ishmael Leggett	3 (3-0)	7 (6-1)
Cameron Corhen	2 (2-0)	4 (2-2)
Guillermo Diaz Graham	1 (1-0)	2 (2-0)
Jaland Lowe	1 (1-0)	1 (1-0)
10+ Assist Games		
Jaland Lowe	4 (4-0)	5 (5-0)
Double-Doubles		
Zack Austin	1 (1-0)	12 (8-4)
Ishmael Leggett	3 (3-0)	7 (6-1)
Jaland Lowe	3 (3-0)	4 (4-0)
Cameron Corhen	2 (2-0)	4 (2-2)
Guillermo Diaz Graham	1 (1-0)	2 (2-0)
Triple-Doubles		
Jaland Lowe	1 (1-0)	1 (1-0)
3+ Three-Point FG Games		
Zack Austin	5 (4-1)	30 (16-14)
Ishmael Leggett	6 (4-2)	19 (9-10)
Damian Dunn	4 (2-2)	17 (10-7)
Jaland Lowe	4 (3-1)	4 (3-1)
Jorge Diaz Graham	3 (1-2)	4 (2-2)
Guillermo Diaz Graham	2 (0-2)	4 (1-3)
Brandin Cummings	2 (2-0)	2 (2-0)
3+ Block Games		
Zack Austin	9 (7-2)	38 (24-14)
Guillermo Diaz Graham	3 (3-0)	9 (7-2)
Cameron Corhen	2 (1-1)	2 (1-1)
Jorge Diaz Graham	-	1 (1-0)
Scoring Leader		
Ishmael Leggett	9 (6-3)	34 (16-18)
Damian Dunn	2 (1-1)	30 (16-14)
Zack Austin	2 (2-0)	19 (10-9)
Jaland Lowe	11 (8-3)	13 (9-4)
Cameron Corhen	2 (0-2)	9 (2-7)
Brandin Cummings	1 (1-0)	1 (1-0)
Guillermo Diaz Graham	1 (0-1)	2 (1-1)
Rebounding Leader		
Zack Austin	3 (1-2)	29 (12-17)
Ishmael Leggett	10 (6-4)	24 (15-9)
Guillermo Diaz Graham	6 (5-1)	18 (11-7)
Cameron Corhen	7 (5-2)	13 (5-8)
Damian Dunn	2 (0-2)	8 (3-5)
Jaland Lowe	3 (3-0)	4 (4-0)
Amsal Delalić	1 (0-1)	1 (0-1)
Assists Leader		
Jaland Lowe	21 (14-7)	35 (23-12)
Damian Dunn	3 (1-2)	22 (9-13)
Ishmael Leggett	6 (4-2)	20 (11-9)
Zack Austin	-	5 (3-2)
Guillermo Diaz Graham	1 (1-0)	2 (2-0)

Record in such games in ( )

STREAKS

Overall	Won 2
Unranked teams anywhere	Won 2
Ranked teams anywhere	Lost 3
Home	Won 2
Home ACC	Won 2
Home non-conference	Won 10
Home unranked non-conference	Won 10
Home ranked teams	Lost 2
Home unranked teams	Won 2
Road	Lost 3
Road ACC	Lost 3
Road ranked teams	Lost 1
Road unranked teams	Lost 3
Neutral	Lost 1
Neutral ranked teams	Lost 10
Neutral unranked teams	Won 3

Consecutive Made Free Throws (active streak)

Damian Dunn	14
Jaland Lowe	6
Guillermo Diaz Graham	2
Amsal Delalić	2
Papa Amadou Kante	2
Ishmael Leggett	1
Brandin Cummings	1
Jorge Diaz Graham	1

Consecutive Games (Played) with a Three-Point Field Goal

Zack Austin	21
Brandin Cummings	4
Jaland Lowe	3
Ishmael Leggett	2
Guillermo Diaz Graham	1

Games Played	2024-25	Career
Ishmael Leggett	25 (15-10)	144 (70-74)
Damian Dunn	16 (8-8)	125 (75-50)
Zack Austin	26 (16-10)	122 (66-56)
Guillermo Diaz Graham	26 (16-10)	92 (60-32)
Cameron Corhen	26 (16-10)	86 (40-46)
Jorge Diaz Graham	26 (16-10)	73 (48-25)
Jaland Lowe	25 (15-10)	58 (37-21)
Brandin Cummings	25 (15-10)	25 (15-10)
Papa Amadou Kante	20 (13-7)	20 (13-7)
Amsal Delalić	16 (12-4)	16 (12-4)
Marlon Barnes, Jr.	7 (7-0)	7 (7-0)
Amdy Ndiaye	7 (6-1)	7 (6-1)
Vason Stevenson	-	2 (2-0)

Starts	Consecutive *	Career
Ishmael Leggett	13 (5-8)	109 (51-58)
Zack Austin	17 (9-8)	106 (55-51)
Damian Dunn	-	74 (38-36)
Cameron Corhen	26 (16-10)	59 (29-30)
Jaland Lowe	1 (1-0)	44 (28-16)
Guillermo Diaz Graham	3 (2-1)	31 (20-11)
Brandin Cummings	-	2 (2-0)
Amsal Delalić	-	2 (1-1)
Jorge Diaz Graham	-	1 (1-0)

Record in such games in ( )
* at Pitt

• Leggett scored a season-best 23 points to go along with five rebounds, three assists, and a block against Sam Houston. He was 8-of-12 from the field, 3-of-4 from three-point range, and 4-of-5 from the foul line in the win.
• Leggett went 6-of-8 from the field and finished with 17 points, six rebounds, three assists, and two steals against Eastern Kentucky (12/11).
• Leggett finished with 17 points, five rebounds, and four assists in a road win over Virginia Tech (12/7). He made three made three-pointers in the game.
• Leggett recorded 21 points, 10 rebounds, four assists, and two steals in a come-from-behind road win over Ohio State (11/29).
• Leggett was named to the Greenbrier Tip-Off All-Tournament Team after leading the Panthers to a title game appearance.
• Leggett posted 17 points, eight rebounds, and three assists against No. 19 Wisconsin (11/24).
• Leggett tallied 21 points, six rebounds, and a career-high matching five steals in a win over LSU (12/22). He recorded his second game at Pitt and the sixth game by a Panther with at least 20 points, five rebounds, and five steals.
• Leggett scored a team-high 14 points on 6-of-9 shooting in just 23 minutes against VMI (11/18).
• Leggett went 7-of-13 from the field and finished with 15 points in a win over West Virginia (11/15).
• Leggett recorded 21 points to go along with six rebounds, four assists, and two steals against Gardner-Webb (11/11). He went 7-of-9 from the field, including 3-of-4 from three-point range, in the win.
• Leggett scored 19 points and added seven rebounds and two steals in a win over Murray State (11/8). He was 6-of-10 from the field and also got to the free throw line 10 times against the Racers.
• Leggett posted a double-double with 19 points and 11 rebounds against Radford (11/4). He went 9-of-13 from the field, while adding three assists and two steals in the win.
• Leggett has totaled 1,731 points, 668 rebounds, 277 assists, and 174 steals in 144 career games. Leggett has scored in double figures 91 times with 19 games with 20 or more points scored in his career.

Pitt • 20+ Pt / 10+ Reb / 5+ Ast Games since 1986-87

Player, Opponent (Date)	Pts	Reb	Ast
Ishmael Leggett, Miami (2/15/25)	**21**	**10**	**5**
John Hugley IV, NC State (2/12/22)	21	10	6
Justin Champagnie, Gardner-Webb (12/12/20)	24	21	5
Michael Young, Omaha (12/21/16)	24	11	6
Michael Young, Eastern Michigan (11/11/16)	26	10	5
James Robinson, Wake Forest (2/16/16)	22	10	9
Jamel Artis, Syracuse (2/7/15)	20	10	5
Ricardo Greer, Miami (2/29/00)	21	10	5
Ricardo Greer, St. Francis, (11/24/99)	27	10	6
Ricardo Greer, vs. Villanova (3/4/98)	23	12	10
Ricardo Greer, Providence (2/21/98)	26	10	9
Brian Shorter, vs. Northwestern (12/28/88)	26	20	7
Charles Smith, at Boston College (1/30/88)	25	10	5
Jerome Lane, vs. Eastern Michigan (3/18/88)	22	17	8
Charles Smith, Villanova (2/24/87)	22	10	7
Jerome Lane, vs. Arkansas (12/29/86)	22	18	8

Pitt • 16.0 PPG, 5.0 RPG, 2.5 APG, & 1.5 SPG

Player, Year	PPG	RPG	APG	SPG
Ishmael Leggett, 2024-25	**16.2**	**6.0**	**2.8**	**1.8**
Ricardo Greer, 1999-2000	18.1	9.8	3.2	1.8

steal stats unavailable prior to 1978-79 season

NCAA • 16.0 PPG, 5.5 RPG, 2.5 APG, & 1.5 SPG

Player, School	PPG	RPG	APG	SPG
Ishmael Leggett, Pitt	**16.2**	**6.0**	**2.8**	**1.8**
Brooks Barnhizer, Northwestern	17.1	8.8	4.2	2.3
PJ Haggerty, Memphis	21.2	5.5	3.8	2.0
Cooper Flagg, Duke	19.7	7.7	4.0	1.6
Terrence Brown, FDU	20.8	5.7	3.1	2.1
Yaxel Lendeborg, UAB	18.0	11.0	4.1	1.6
Blaise Threatt, Weber State	19.2	5.7	4.2	1.9
Micah Peavy, Georgetown	16.0	5.5	3.7	2.5
Martaz Robinson, Delaware State	16.0	6.5	2.8	1.5

courtesy Sports Reference LLC
through Feb. 19

Pitt • 20+ Pt / 5+ Reb / 5+ Stl Games since 2010-11

Player, Opponent (Date)	Pts	Reb	Stl
Ishmael Leggett, vs. LSU (11/22/24)	**21**	**6**	**5**
Ishmael Leggett, vs. Wake Forest (3/14/24)	30	8	5
Trey McGowens, Florida State (1/14/19)	30	7	5
Brad Wanamaker, vs. Tennessee (12/11/10)	21	5	5
Jermaine Dixon, at Syracuse (1/2/10)	21	5	5
DeJuan Blar, St. John's (1/11/09)	23	15	6

courtesy Sports Reference LLC

HIGH ON LOWE

• Jaland Lowe is averaging a team-high 16.6 points, 4.1 rebounds, 5.2 assists, and 1.7 steals per game, while also leading the Panthers in free throws (115).
• Lowe is one of eight players in the NCAA averaging at least 16.5 points, 4.0 rebounds, and 5.0 assists per game on the season.
• Lowe is attempting to join Carl Krauser (2004-05) and Vonteego Cummings (1997-98) as the only Pitt players to average at least 16.0 points, 4.0 rebounds, and 5.0 assists in a season.
• Lowe has scored in double-figures 20 times with eight 20+ point scoring games. He has also led the Panthers in assists in 21 games, while recording five or more assists in a game 15 times.
• Lowe ranks among the ACC leaders in scoring (8th - 16.6 ppg.), free throw percentage (3rd - .871), steals (6th - 1.68 spg.), assists (5th - 5.2 apg.), assist-to-turnover ratio (15th - 1.75:1), and minutes (5th - 34.8 mpg.).
• Lowe posted 17 points, four rebounds, and three assists at home against Syracuse (2/18). He was 5-of-10 from the field and 6-of-6 from the foul line in the win.
• Lowe missed the Panthers' win over Miami (2/15) due to concussion protocol. He was injured midway through the second half of the SMU (2/11) game.
• Lowe made two three-pointers and finished with 15 points at North Carolina (2/8).
• Lowe had 14 points and five rebounds at Wake Forest (2/1).
• Lowe filled the stat sheet with 18 points, six rebounds, seven assists, and three steals in a win over North Carolina (1/28). He was 3-of-6 from three-point range in the game and had six assists in the second half as Pitt overcame a seven-point deficit after halftime.
• Lowe scored a game-high 22 points, including 17 in the second half of play, on the road against Syracuse (1/25). He added six assists, two rebounds, one steal, and one block in the win.
• Lowe had 15 points, four rebounds, and three assists versus Clemson (1/18). He scored a driving layup with 19 seconds remaining in regulation to help force overtime.
• Lowe scored 20 of his 22 points in the second half at Florida State (1/15), while also adding five assists and three steals. He was 9-of-10 from the foul line against the Seminoles.

• Lowe finished with 24 points and six assists at home against Louisville (1/11). He was 13-of-13 from the foul line, matching the fourth most makes from the line without a miss in program history.
• Lowe had 16 points, five assists, and a career-high matching four steals in a win over Stanford (1/4).
• Lowe posted a game-high 27 points and eight assists in a win over California (1/1). He scored 18 of his 27 points in the second half, including 10 in the final five minutes of action, as Pitt overcame a double-digit first half deficit. Lowe became the fourth Panther since the 1999-2000 season to record 25 or more points and eight or more assists in a game.
• Lowe recorded 18 points and 11 assists in a win over Sam Houston (12/21) to become just the third Pitt player (fourth time) to record consecutive 10+ assist double-doubles.
• Lowe's 23 assists over a two-game span against Eastern Kentucky and Sam Houston are the third most in program history.
• Lowe posted his second double-double of the season with 11 points and a career-best 12 assists against Eastern Kentucky (12/11).
• Lowe scored a game-high 19 points, including 13 in the final 8:02 of play, in Pitt's comeback win at Virginia Tech (12/7). He scored 11 of the Panthers' final 13 points, while adding five rebounds and a career-high four steals.
• Lowe matched a career-high with four three-point field goals and finished with 19 points, four rebounds, three assists, and two steals at Mississippi State (12/4).
• Lowe scored a career-high 28 points and added four rebounds and four assists in a win at Ohio State (11/29). He was 10-of-11 from the foul line and was at his best late in the contest. Lowe tied the game with a bucket with 33 seconds left in regulation and scored eight of Pitt's 14 points in overtime. He also found a trailing Zack Austin for the game-winning three with 0.4 seconds remaining in the game.
• Lowe had 15 points, five rebounds, and five assists in the Greenbrier Tip-Off title game against No. 19 Wisconsin (11/24).
• Lowe scored 22 points to go along with eight rebounds, six assists, and three steals in a win over LSU (11/22). He also made a career-high four threes against the Tigers.
• Lowe recorded the sixth triple-double in program history with 11 points, 10 rebounds, and 10 assists in a win over VMI (11/18).
• Lowe grabbed a career-high nine rebounds to go along with eight points, five assists, and two steals in a win over West Virginia (11/15).
• Lowe finished with 20 points, three assists, and two steals against Murray State (11/8). He went 6-of-6 from the foul line and had a pair of threes in the win.
• Lowe opened the season with 21 points to go along with six rebounds, six assists, and three steals against Radford (11/4). He knocked down a pair of three-pointers and was 7-of-7 from the foul line.
• Lowe became just the second Pitt player to record 20+ points, 6+ rebounds, 6+ assists, 3+ steals and no turnovers in a game in the win over Radford.
• Lowe was ranked No. 78 on the CBS Sports Top 100 (+1) and No. 84 in the ESPN Top 100 players entering the 2024-25 season. CBS Sports national pundit Jon Rothstein tabbed Lowe as one of his "15 players who will become stars during the 2024-25 season".
• Lowe is one of two players in program history to record over 300 points and 100 assists in each of their first two seasons at Pitt. He has totaled 730 points and 240 assists through 58 career games (44 starts).

NCAA • 16.5 PPG, 4.0 RPG, 5.0 APG

Player, School	PPG	RPG	APG
Jaland Lowe, Pitt	**16.5**	**4.1**	**5.3**
Steven Ashworth, Creighton	17.0	4.1	7.0
Kameron Jones, Marquette	19.0	4.4	5.8
Javon Small, West Virginia	18.5	4.3	5.5
Bennett Stirtz, Drake	18.7	4.1	6.1
Ahmad Robinson, Mercer	16.8	4.5	5.1
Sebastian Thomas, Rhode Island	18.1	4.1	6.0
Adam Clark, Merrimack	19.7	4.3	5.7

courtesy Sports Reference LLC

Pitt • 16.0 PPG, 4.0 RPG, 5.0 APG

Player, Year	PPG	RPG	APG
Jaland Lowe, 2024-25	**16.6**	**4.1**	**5.2**
Carl Krauser, 2004-05	16.0	4.8	5.8
Vonteego Cummings, 1997-98	19.5	4.1	5.3

ACC • 16.0 PPG, 4.0 RPG, 5.0 APG • Since 1986-87 Season

Player, School (Year)	PPG	RPG	APG
Jaland Lowe, Pitt (2024-25)	**16.6**	**4.1**	**5.2**
Alondes Williams, Wake Forest (2021-22)	18.5	6.4	5.2
Tre Jones, Duke (2019-20)	16.2	4.2	6.4
Dennis Smith, Jr., NC State (2016-17)	18.1	4.6	6.2
Nolan Smith, Duke (2010-11)	20.6	4.5	5.1
Greivis Vasquez, Maryland (2009-10)	19.6	4.6	6.3
Greivis Vasquez, Maryland (2008-09)	17.5	5.4	5.0
Greivis Vasquez, Maryland (2007-08)	17.0	5.7	6.8
Bob Sura, Florida State (1994-95)	18.6	6.9	5.4
Cory Alexander, Virginia (1994-95)	16.7	4.2	5.5
Grant Hill, Duke (1993-94)	17.4	6.9	5.2
Jon Barry, Georgia Tech (1991-92)	17.2	4.3	5.9
Kenny Anderson, Georgia Tech (1990-91)	25.9	5.7	5.6
Walt Williams, Maryland (1990-91)	18.7	5.1	5.4
Kenny Anderson, Georgia Tech (1989-90)	20.6	5.5	8.1
Brian Oliver, Georgia Tech (1988-89)	16.1	5.6	7.0
Johnny Dawkins, Duke (1984-85)	18.8	4.5	5.0

courtesy Sports Reference LLC

Pitt • Triple-Doubles

Player, Opponent (Date)	Pts	Reb	Ast
Jaland Lowe, VMI (11/18/24)	**11**	**10**	**10**
Carlton Carrington, NC A&T (1/6/23)	18	12	10
Ricardo Greer, vs. Villanova (3/4/98)	23	12	11
Darelle Porter, at Providence (1/23/91)	13	10	11
Keith Starr, Rutgers (1/25/75)	17	11	10
Keith Starr, Marquette (12/18/74)	13	11	11

Pitt • 20+ Pt / 6+ Reb / 6+ Ast / 3+ Stl / 0 TO Games

Player, Opponent (Date)	Pts	Reb	Ast	Stl	TO
Jaland Lowe, Radford (11/4/24)	**21**	**6**	**6**	**3**	**0**
James Robinson, WFU (2/16/16)	22	10	9	3	0

Pitt • 25+ Point, 8+ Assist Games

Player	Opponent, Date (Pts/Asts)
Jaland Lowe	**California, 1/1/25 (27/8)**
Xavier Johnson	Drexel, 11/28/20 (27/8)
Tray Woodall	Albany, 11/11/11 (25/10)
Ricardo Greer	Norfolk State, 12/1/99 (29/10)

courtesy Sports Reference LLC

Pitt • Consecutive Double-Doubles with 10+ Assists

Player	Opponent, Date (Pts/Asts)
Jaland Lowe	**EKU, 12/11/24 (11/12), Sam Houston, 12/21/24 (18/11)**
Tray Woodall	Albany, 11/11/11 (25/10), Rider, 11/13/11 (17/10)
Levance Fields	at Seton Hall, 2/28/09 (10/10), Marq., 3/4/09 (17/10)
Levance Fields	RMU, 2/2/09 (12/13), at DePaul, 2/7/09 (13/16)

CAREER DOUBLE-DOUBLES

Player	Opponent, Date	Pts/Rebs
Ishmael Leggett	Miami, 2/15/25	21/10
Zack Austin	Miami, 2/15/25	11/10
Cameron Corhen	California, 1/1/24	19/11
Jaland Lowe	Sam Houston, 12/21/24	18/11+
Jaland Lowe	Eastern Kentucky, 12/11/24	11/12+
Ishmael Leggett	at Ohio State, 11/29/24	21/10
Jaland Lowe	VMI, 11/18/24	11/10+
Guillermo Diaz Graham	West Virginia, 11/15/24	10/10
Cameron Corhen	Murray State, 11/8/24	13/10
Ishmael Leggett	Radford, 11/4/24	19/11
Jaland Lowe	Florida State, 3/5/24	17/10^
Guillermo Diaz Graham	Jacksonville, 11/17/23	23/10
>Cameron Corhen	at Florida, 11/17/23	18/10
Ishmael Leggett	Binghamton, 11/10/23	18/11
>Cameron Corhen	vs. Georgia Tech, 3/7/23	12/12
=Zack Austin	vs. Charleston Southern, 3/1/23	13/12
=Zack Austin	at Winthrop, 2/25/23	17/10
<Ishmael Leggett	St. Bonaventure, 1/11/23	23/14
<Ishmael Leggett	at La Salle, 1/07/23	11/11
<Ishmael Leggett	Army West Point, 12/10/22	16/10
=Zack Austin	Wolford, 11/12/22	16/10
=Zack Austin	vs. Hampton, 3/2/22	24/16
=Zack Austin	Hampton, 2/26/22	21/10
=Zack Austin	UNC Asheville, 2/5/22	26/11
=Zack Austin	at Charleston Southern, 1/19/22	14/10
=Zack Austin	N.C. A&T, 1/15/22	15/11
=Zack Austin	Florida Atlantic, 12/21/21	12/10
=Zack Austin	Guilford, 12/7/21	14/12
=Zack Austin	Georgia State, 11/21/21	11/11

+ also had 10 assists for first career triple-double
^ assists
= at High Point
< at Rhode Island
> at Florida State

CAREER TRIPLE-DOUBLES

Player	Opponent, Date	Pts/Rebs/Asts
Jaland Lowe	VMI, 11/18/24	11/10/10

HONORS & AWARDS

Ishmael Leggett	Greenbrier Tip-Off All-Tournament Team
	Preseason Second Team All-ACC
Jaland Lowe	PNC Achiever of the Week (Jan. 6)
	No. 78 in CBS Preseason Top 100 +1
	No. 84 in ESPN Preseason Top 100
	Rothstein 15 Players Who Will Become Stars in 2024-25
Brandin Cummings	ACC Rookie of the Week (Dec. 16)
Damian Dunn	PNC Achiever of the Week (Nov. 19)
Zack Austin	PNC Achiever of teh Week (Dec. 2)

Pitt • Most Free Throws Made in a Game - No Misses

Rk	Player, Opponent, Date	FTM
1.	Jerry McCullough, Marshall, 12/5/92	15
2.	Ashton Gibbs, at Seton Hall, 1/24/10	14
	Brian Shorter, Syracuse, 1/7/91	14
4.	Jaland Lowe, Louisville, 1/11/25	13
	Xavier Johnson, Syracuse, 1/16/21	13

Pitt • Assists Over a Two-Game Stretch

Rk	Player - Games	Total
1.	Levance Fields - 13 vs. RMU (2/2/09), 16 at DePaul (2/7/09)	29
2.	Sean Miller - 13 vs. SHU (2/8/89), 11 vs. St. John's (2/14/89)	24
3.	Jaland Lowe - 12 vs. EKU (12/11/24), 11 vs. Sam Houston (12/21/24)	23

Pitt • 300+ Points & 100+ Assists in Each of First 2 Seasons

Player, Years	YR - FR PTS / AST	YR - SO PTS / ASTS
Jaland Lowe	2023-24 - 316 / 109	2024-25 - 414 / 131
Xavier Johnson	2018-19 - 512 / 149	2019-20 - 385 / 163

SCORIN' WITH CORHEN

• Cameron Corhen is averaging 10.5 points and 5.3 rebounds per game, while going 115-of-188 (.612) from the field.

• Corhen has 16 double-figure scoring games and two double-doubles on the season. He leads the Panthers in dunks (39), while ranking second in offensive rebounds (47) and blocks (21).

• Corhen had 17 points, eight rebounds, a steal, and a blocked shot in a home win over Miami (2/15).

• Corhen scored a team-high 17 points on 7-of-9 shooting from the field and 3-of-4 from the foul line at North Carolina (2/8).

• Corhen went 5-of-6 from the field and 4-of-5 from the line en route to a 14-point, 5-rebound, 2-block effort against North Carolina (1/28).

• Corhen finished with 12 points, seven rebounds, and two blocks in a road win at Syracuse (1/25).

• Corhen went 7-of-7 from the field and finished with 15 points in 29 minutes of action against Clemson (1/18).

• Corhen had 11 points, five rebounds, and a blocked shot at home against Louisville (1/11).

• Corhen posted 11 points, seven rebounds, two assists, and three blocks at No. 4 Duke (1/7).

• Corhen had eight points and six rebounds in a win over Stanford (1/4). He helped limit Maxime Raynaud to 10 shot attempts and just five rebounds in the game.

• Corhen recorded his second double-double as a Panther with season highs in points (19) and rebounds (11) against California (1/1). He was 7-of-8 from the field and 5-of-7 from the foul line in the win.

• Corhen had 15 points, six rebounds, and two assists in a win over Sam Houston (12/21). He was 5-of-7 from the field and the foul line against the Bearkats.

• Corhen went 3-of-4 from the field and finished with six points, five rebounds, and a career-high three blocks at Virginia Tech (12/7).

• Corhen scored 16 points on 7-of-8 shooting from the field against No. 19 Wisconsin. He had four dunks and a pair of three-point plays in the matchup with the Badgers.

• Corhen had 14 points on 7-of-11 shooting to go along with five rebounds and three assists in a win over LSU (11/22).

• Corhen went 5-of-5 from the field and 2-of-2 from the foul line, while finishing with 12 points and six rebounds against VMI (11/18).

• Corhen posted 14 points and five rebounds in a win over West Virginia (11/15).

• Corhen had 12 points, six rebounds, and two steals in a win over Gardner-Webb (11/11).

• Corhen recorded his first double-double as a Panther with 13 points and 10 rebounds versus Murray State (11/8). He went 6-of-8 from the field, while adding two assists and two steals in the win.

• Corhen posted 12 points on 6-of-10 shooting to go along with five rebounds, one steal, and one block in his Pitt debut against Radford (11/4).

• Corhen has scored in double figures 38 times and grabbed 10 or more rebounds four times. He has recorded four double-doubles in his career.

Pitt • Single Season Field Goal Percentage (min. 5 fga/g)

Rk	Player, Year	Pct (FGM-of-FGA)
1.	Chevon Troutman, 2003	.718 (135-of-188)
2.	Chevon Troutman, 2004	.654 (136-of-208)
3.	Cameron Corhen, 2025	.612 (115-of-188)
4.	Brian Shorter, 1989	.600 (204-of-340)
5.	DeJuan Blair, 2009	.593 (226-of-381)

AUSTIN THREE & D

• Zack Austin is averaging 9.7 points, 4.5 rebounds, and a team-best 1.77 blocks in 31.4 minutes per game. He also leads the team with 48 three-point field goals and is shooting 40.3 percent (48-of-119) from beyond the arc.

• Austin has scored in double-figures 11 times, while making two or more threes in a game 15 times. He also has 14 games with two or more blocked shots.

• Austin is the only player in the NCAA with 45 or more three-point field goals (48) and 40 or more blocks (46) on the season. He is also the first player in NCAA history to record three seasons with at least 45 blocks and 45 three-point field goals.

• Austin is also just the 13th player in ACC history to record at least 45 blocks and 45 three-point field goals in a season.

• Austin went 8-of-10 from the field, including 3-of-4 from three-point range, in a 19-point effort against Syracuse (2/18). He added four rebounds, three steals and three blocks in the win.

• Austin recorded his first double-double of the season with 11 points and 10 rebounds against Miami (2/15). He went 4-of-4 from the foul line to extend his made free throw streak to 29, while also holding Hurricane leading scorer Matthew Cleveland to just eight points on 4-of-16 shooting from the field.

• Austin made his 200th career three-pointer at SMU (2/11) and finished the game with eight points, six rebounds, two assists, and three blocks.

• Austin went 3-of-5 from three-point range and finished with nine points, six rebounds, three steals, and two blocks at North Carolina (2/8).

• Austin posted 15 points, three rebounds, and five blocks in a win over North Carolina (1/28). He was 5-of-7 from the field and 3-of-5 from three-point range, while delivering two key blocked shots in the closing minutes of the game.

• Austin hit two big three-pointers in the final seven minutes of play and added a dunk and a pair of game clinching free throws in a win at Syracuse (1/25). He finished with 10 points, five rebounds, two steals, and three blocks versus the Orange.

• Austin knocked down a pair of threes and finished with eight points, five rebounds, and two steals at Florida State (1/15).

• Austin went 2-of-3 from three-point range and finished with eight points, six rebounds, three steals, and three blocks against Louisville (1/11).

• Austin had 11 points, four rebounds, two steals, and two blocks in a win over Stanford (1/4). He posted his 200th career block in the win to become just the third player in NCAA history to post at least 1,200 points, 600 rebounds, 175 three-point field goals, and 200 blocks in a career.

• Austin delivered a Pitt career-high 23 points on 8-of-12 shooting from the field (5-of-9 3FG) in a win over Sam Houston (12/21).

• Austin scored 18 points to go along with four rebounds and three blocks against Eastern Kentucky. He went 6-of-10 from the field (2-of-3 3FG) and 4-of-4 from the foul line.

• Austin contributed nine points, five rebounds, and a steal in the win over Virginia Tech (12/7).

• Austin knocked down a pair of three-pointers and finished with eight points and five rebounds at Mississippi State (12/4).

• Austin made a game-winning three with 0.4 seconds remaining in overtime at Ohio State. He finished the day with 16 points, five rebounds, and two steals. Austin went 5-of-8 from three-point range to match a career high with five made three-pointers.

• Austin scored 10 points in a win over LSU (11/22) and added eight points, while going 2-of-4 from three-point range against No. 19 Wisconsin (11/24) in the Greenbrier Tip-Off.

• Austin finished with seven points, three rebounds, and three blocks in a win over West Virginia (11/15).

• Austin recorded 10 points, five rebounds, four blocks, and two steals against Gardner-Webb (11/11).

• Austin posted eight rebounds and five blocked shots in a win over Murray State (11/8).

• Austin has posted 1,346 points, 675 rebounds, 222 blocks, and 202 three-pointers in 121 career games. He joins Shane Battier (Duke) and Jake Stephens (VMI, Chattanooga) as the only players in NCAA history to post at least 1,200 points, 600 rebounds, 200 three-point field goals, and 200 blocks in a career.

NCAA • 1,000 PT / 600 REB / 175 3FG / 200 BLK

Player, School (Years)	Pts	Reb	3FG	Blks
Shane Battier, Duke (1998-01)	1,984	887	246	254
Jake Stephens, VMI, Chatt. (2019-22)	1,943	964	240	206
Zack Austin, High Point & Pitt (2021-25)	1,365	679	205	225

courtesy Sports Reference LLC

ACC • Blocks

Rk	Player, School	BPG
1.	Viktor Lakhin, Clemson	1.77
	Zack Austin, Pitt	1.77
3.	Taylor Bol Bowen, Florida State	1.57
4.	Chad Venning, Boston College	1.48
5.	Ben Middlebrooks, NC State	1.44

through Feb. 19

ACC • 45+ 3FG & 45+ Blocks in a Season

Player, School (Year)	3FG	BLK
Zack Austin, Pitt (2025)	48	46
Quinten Post, Boston College (2024)	50	61
PJ Hall, Clemson (2024)	51	52
Alan Griffin, Syracuse (2021)	46	56
Tyler Lydon, Syracuse (2017)	49	49
Tyler Lydon, Syracuse (2016)	49	67
Brandon Ingram, Duke (2016)	80	49
Kenny Kadji, Miami (2013)	47	46
Danny Green, North Carolina (2009)	77	51
Danny Green, North Carolina (2008)	56	46
Josh Howard, Wake Forest (2003)	53	48
Shane Battier, Duke (2001)	124	88
Shane Battier, Duke (2000)	79	70

NCAA • 45+ 3FG & 45+ Blocks

Player, School	3FG	BLK
Zack Austin, Pitt	48	46

through Feb. 19

NCAA • Seasons with 45+ 3FG & 45+ Blocks

Rk	Player, School	Total
1.	Zack Austin, Pitt	3
2.	11x; last Drew Pember, UNC Asheville	2

DAME TIME DISRUPTED BY INJURY

• Damian Dunn scored in double figures eight times and ranked fourth on the team in scoring at 9.9 points per game, while dealing with a pair of significant injuries. He was 21-of-51 (.412) from three-point range in 16 games played (12 starts).

• Dunn missed seven games after suffering an injury in the opening minutes of the title game at the Greenbrier Tip-Off. He also suffered a left arm injury with just over nine minutes remaining in a road contest at North Carolina (2/8) and is expected to miss the rest of the season.

• Dunn was orchestrating the Pitt offense and filling the stat sheet with six points, six rebounds, and five assists when he was injured against the Tar Heels.

• Dunn scored a season-high 24 points on 8-of-13 shooting from the field (3-of-5 from three) and 5-of-5 from the foul line at Wake Forest (2/1).

• Dunn had 10 points on 3-of-5 shooting from the field and 3-of-4 from the foul line in a win at Syracuse (1/25). He added five rebounds, including three offensive boards, and a steal against the Orange.

• Dunn recorded 15 points, a season-best eight rebounds, three assists, and a steal against Louisville (1/11). He went 5-of-8 from the field, including 3-of-4 from three-point range.

• Dunn returned to action to score seven points in 21 minutes of action at No. 4 Duke (1/7) after missing the previous six weeks with a hand injury.

• Dunn suffered a right thumb and left ankle injury just two minutes into the title game of the Greenbrier Tip-Off against No. 19 Wisconsin (11/24). He underwent surgery to repair the thumb on Nov. 25.

• Dunn posted 11 points, three rebounds, three assists and a career-high matching three steals versus VMI (11/18).

• Dunn went 4-of-7 from three-point range en route to a 23-point effort against West Virginia (11/15).

• Dunn finished with 12 points, three rebounds, and five assists against Gardner-Webb (11/11).

• Dunn scored 11 points in the opening nine minutes of action and finished with 19 points in a win over Murray State (11/8). He went 6-of-11 from the field, including 3-of-5 from three-point range against the Racers.

• Dunn opened the season with 11 points, two assists and a steal against Radford (11/4).

• Dunn registered 1,447 points, 416 rebounds, and 221 assists in 125 career games (74 starts). He made 131 three-point field goals and 446 free throws in his career.

• Dunn scored in double figures 71 times with 17 games with 20 or more points and three games with 30 or more points scored.

TORRES GEMELAS

• Twin brothers Guillermo Diaz Graham (7-0) and Jorge Diaz Graham (6-11) are combining to average 9.1 points and 5.9 rebounds per game.

GUILLERMO DIAZ GRAHAM

• Guillermo has scored in double figures six times and is averaging 6.1 points and 5.1 rebounds per game.

• Guillermo posted eight points, eight rebounds (four offensive), three assists, and four blocks in a home win over Syracuse (2/18).

• Guillermo scored a team-high 15 points to go along with eight rebounds, two assists, and a steal at SMU (2/11). He was 5-of-9 from the field, including 3-of-6 from three-point range.

• Guillermo went 2-of-2 from three and finished with six points, five rebounds, and two assists at North Carolina (2/8).

• Guillermo posted 10 points, five rebounds (four offensive boards), a career-best five assists, three steals, and a blocked shot against Clemson (1/18).

• Guillermo totaled 12 points, five rebounds, three assists, and three blocks in a win over Stanford (1/4). He went 5-of-8 from the field with a pair of three-point field goals against the Cardinal.

• Guillermo went 2-of-4 from three-point range and finished with eight points, five rebounds, two assists, and two steals vs. Sam Houston (12/21).

• Guillermo posted nine points, seven rebounds, two assists, and two steals in a road win over Virginia Tech (12/7).

• Guillermo finished with eight points and seven rebounds against No. 19 Wisconsin (11/24) in the Greenbrier Tip-Off title game.

• Guillermo had 13 points, six rebounds, two assists, and two steals versus VMI (11/18).

• Guillermo recorded his second career double-double with 10 points and 10 rebounds against West Virginia (11/15). He was 4-of-5 from the field, including 2-of-3 from three-point range.

• Guillermo posted 10 points and nine rebounds in a win over Gardner-Webb (11/11).

• Guillermo had seven points and five rebounds against Murray State (11/8). He scored the first seven points of a game deciding 21-5 run for the Panthers in the second half of action.

• Guillermo recorded 10 points, nine rebounds, and two blocks in a season opening win over Radford (11/4).

JORGE DIAZ GRAHAM

• Jorge is averaging 3.0 points in 7.0 minutes per game. He is 25-of-47 (.532) from the field, including 19-of-37 (.514) from three-point range, on the season.

• Jorge scored nine points on 3-of-6 shooting from three-point range and added four rebounds, one steal, and a blocked shot against Virginia (2/3).

• Jorge grabbed a pair of offensive rebounds and scored four points on putbacks in a road win at Syracuse (1/25).

• Jorge went 5-of-7 from the field, including 4-of-5 from three-point range, en route to a career-high 17 points at Florida State (1/15).

• Jorge knocked down both three-point attempts and finished with six points, three rebounds, and a block against Stanford (1/4).

• Jorge went 1-of-2 from three-point range and 3-of-3 from the foul line to score six points in a win over California (1/1).

• Jorge knocked down both three-point attempts and finished with six points in five minutes of action against Eastern Kentucky (12/11).

• Jorge went 4-of-4 from three-point range for 12 points in just eight minutes of action against VMI (11/18).

BEEBAH BUCKETS

• Brandin "Beebah" Cummings is averaging 6.4 points per game, while going 23-of-60 (.383) from three-point range. He has scored in double figures nine times, including a season-best 30 points in a win over Eastern Kentucky (12/11).

• Cummings had 11 points for his third consecutive double-figure scoring game in a home win over Syracuse (2/18).

• Cummings delivered 11 points, three rebounds, four assists, and a blocked shot against Miami (2/15) in his second career start.

• Cummings came off the bench to score 12 points in 16 minutes of action at SMU (2/11). He knocked down a pair of three-pointers and added three assists and two steals in the contest.

• Cummings went 3-of-5 from three-point range and finished with 15 points, four rebounds, and three assists in a win over California (1/1).

• Cummings finished with 10 points and three rebounds against Sam Houston (12/21).

• Cummings was named ACC Rookie of the Week (12/16) following his performance against the Colonels. He has one of nine 30+ point games by a freshman against Division I competition this season.

• Cummings recorded the sixth 30+ point game by a Pitt freshman against Eastern Kentucky (12/11) with his 30-point effort setting a freshman record for points off the bench. He went 10-of-13 from the field, including 6-of-8 from three-point range, and 4-of-6 from the foul line against the Colonels. Cummings six three-pointers is tied for third most in a game by a Pitt freshman.

• Cummings scored a season-high 12 points on 4-of-8 shooting from the field, including 2-of-3 from three-point range, at Mississippi State.

• Cummings had a pair of breakaway dunks and finished with seven points, three rebounds, and a steal versus VMI (11/18).

• Cummings went 4-of-4 from the foul line and finished with six points and two assists in 14 minutes of action against West Virginia (11/15).

• Cummings opened his Pitt career with 11 points, three assists, one steal, and one block in 24 minutes of action against Radford (11/4).

• Cummings, the younger brother of 2023 Pitt standout Nelly Cummings, posted 2,222 points with 271 three-pointers during his high school career at Lincoln Park in Midland, Pa.

Pitt • Points in a Game by a Freshman

Rk	Player, Opponent, Date	Pts
1.	Trey McGowens, Louisville, 1/9/19	33
2.	Justin Champagnie, vs. Wake Forest, 3/10/20	31
3.	Brandin Cummings, Eastern Kentucky, 12/11/24	30
	Justin Champagnie, Georgia Tech, 2/8/20	30
	Xavier Johnson, at Clemson, 1/29/19	30
	Trey McGowens, Florida State. 1/14/19	30

Pitt • Points Off the Bench in a Game by a Freshman

Rk	Player, Opponent, Date	Pts
1.	Brandin Cummings, Eastern Kentucky, 12/11/24	30
2.	Brandin Knight, at Georgetown, 2/20/00	24
	Cameron Johnson, vs. Syracuse, 3/9/16	24
	Mel Bennett, vs. Penn State, 12/7/74	24
5.	Rod Brookin, vs. Oklahoma, 3/15/87	23

Pitt • Points Off the Bench in a Game

Rk	Player, Opponent, Date	Pts
1.	Xavier Johnson, Virginia Tech, 2/3/21	32
2.	Brandin Cummings, Eastern Kentucky, 12/11/24	30
	Ishmael Leggett, vs. Wake Forest, 2/17/24	30
4.	Clyde Vaughan, vs. JMU, 12/20/80	29
5.	Ryan Murphy, Nicholls State, 11/9/19	28
	Jason Maile, vs. St. John's, 3/9/95	28

Pitt • Made Field Goals in a Game by a Freshman

Rk	Player, Opponent, Date	FGM
1.	Clyde Vaughan, vs. JMU, 12/20/80	14
2.	Justin Champagnie, vs. WFU, 3/10/20	13
3.	Justin Champagnie, GT, 2/8/20	12
	Trey McGowens, Louisville, 1/9/19	12
	Sam Clancy, at Cincinnati, 1/23/78	12
6.	Femi Odukale, vs. Miami, 3/9/21	11
7.	7x; last Brandin Cummings, Eastern Kentucky, 12/11/24	10

Pitt • Fewest Field Goal Attempts in a 30+ Point Game

Rk	Player, Opponent, Date	FGA	Pts
1.	Brian Shorter, Providence, 2/11/90 (11-11 FG, 12-17 FT)	11	34
2.	Trey McGowens, Florida State, 1/14/19 (5-12 FG, 18-19 FT)	12	30
3.	Brandin Cummings, Eastern Kentucky, 12/11/24 (10-13 FG, 6-8 3FG, 4-6 FT)	13	30
	John Hugley IV, Boston College, 1/8/22 (8-13 FG, 15-20 FT, 1-1 3FG)	13	32
	Jason Matthews, Jacksonville, 12/6/88 (10-13 FG, 4-4 3FG, 10-10 FT)	13	34
	Charles Smith, at Providence, 2/16/88 (12-13 FG, 9-12 FT, 0-1 3FG)	13	33

Pitt • Three-Point Field Goals in a Game by a Freshman

Rk	Player, Opponent, Date	3FGM
1.	Carlton Carrington, at Boston College, 3/2/24	7
	Parker Stewart, at Syracuse, 1/16/18	7
3.	Brandin Cummings, Eastern Kentucky, 12/11/24	6
	Sean Miller, St. Francis [Pa.], 12/2/87	6

Pitt • Scoring Efficiency Per Minute in a 30+ Point Game

Rk	Player, Opponent, Date	Mins	Pts	PPM
1.	Charles Smith, Chicago State, 12/7/87	28	34	1.214
2.	Blake Hinson, Louisville, 2/17/24	34	41	1.206
3.	Jamel Artis, at Louisville, 1/11/17	37	43	1.162
4.	Jason Maile, Villanova, 2/12/97	38	40	1.052
5.	Charles Smith, at Providence, 2/16/88	32	33	1.031
6.	Brandin Cummings, EKU, 12/11/24	30	30	1.000
	Curtis Aiken, vs. Arkansas, 11/29/86	37	37	1.000
	Curtis Aiken, at St. Francis [Pa.], 12/3/86	32	32	1.000
	DeJuan Blair, at DePaul, 2/7/09	32	32	1.000
	Lamar Patterson, Cal Poly, 11/21/13	30	30	1.000

AMSAL ON THE RISE

• Amsal Delalić is averaging 3.8 points, 2.3 rebounds, and 0.8 assists in 14.2 minutes per game.

• Delalić scored a season-best 14 points on 6-of-13 shooting from the field in a win over Miami (2/15). He made a pair of three-point field goals and added two rebounds, one assist, and a steal.

• Delalić matched a season high with six rebounds in a win over California (1/1).

• Delalić had seven points, four rebounds, two assists, and a steal in a win over Sam Houston (12/21).

• Delalić finished with five points, five rebounds, one assist, and one steal against Eastern Kentucky (12/11).

• Delalić played 37 minutes and scored five points in his first career start at Ohio State (11/29).

• Delalić went 4-of-4 from the field in scoring nine points against No. 19 Wisconsin (11/24).

• Delalić posted three points, two rebounds and four assists against VMI (11/18).

• Delalić missed the first four games of the season after suffering a hand injury in the first official practice of the season.

THE RETURN OF BIG PAPA

• Papa Amadou Kante returned to the Pitt rotation after missing all of last season with a knee injury. He is averaging 2.4 points and 1.2 rebounds, while going 16-of-29 (.552) from the field, in 7.4 minutes per game.

• Amadou Kante came off the bench to ignite the Panthers' in a 91-90 overtime win at Ohio State. He finished with 12 points, four rebounds, one assist, one steal, and one block in 17:18 of action. Amadou Kante went 3-of-4 from the field and 6-of-9 from the foul line in the win.

FINE AT THE LINE

• Pitt leads the ACC and is tied for 11th nationally with a .789 free throw percentage. The Panthers have shot 80 percent or better from the line 10 times this season.

• The Panthers have made all of their free throws in a game twice this season, while setting a school record for most makes in a game (20) without a miss at Wake Forest (2/1).

Pitt • Single-Season Free Throw Percentage

Rk	Year	FT-FTA	PCT
1.	2024-25	411-521	.789
2.	2022-23	519-684	.759
3.	2015-16	516-686	.752
4.	1990-91	741-991	.748
5.	1988-89	679-910	.746

NCAA • 2024-25 Free Throw Percentage

Rk	Team	PCT
1.	Wisconsin	.834
2.	Villanova	.809
	UTSA	.809
4.	Michigan State	.803
5.	UC Irvine	.800
6.	Gonzaga	.799
7.	Oregon State	.797
8.	Oklahoma	.794
9.	Xavier	.792
	Valparaiso	.792
11.	Pitt	.789
	Green Bay	.789

Pitt • Most Made Free Throws in a Game without a Miss

Rk	Opponent, Date	FTM
1.	at Wake Forest, 2/1/25	20
2.	Syracuse, 2/1/98	16
3.	at Virginia Tech, 12/7/24	12
	Cal Poly, 12/21/13	12
	Gettysburg, 12/1/71	12

SECOND HALF COMEBACK SPURS SWEEP OF THE ORANGE; SETS SCHOOL RECORD

• Pitt overcame a 16-point first half deficit and an 11-point second half margin to secure a season sweep of Syracuse with an 80-69 win at the Petersen Events Center (2/18). The Panthers outscored the Orange, 46-24, over the final 19 minutes of action in the win.

• The Panthers shot 62.5 percent (15-of-24) from the field in the second half and outscored visiting Syracuse by 18 points after halftime.

• Ishmael Leggett and Zack Austin each made three three-pointers and scored 19 points, apiece, while Jaland Lowe scored an efficient 17 points and freshman guard Brandin Cummings contributed 11 points for his third consecutive double-figure scoring game.

• The Panthers also set a school record with their seventh comeback win (trailing at halftime) of the season in the victory over the Orange.

• Pitt secured its third regular season sweep of Syracuse in the past five seasons and moved to 10-5 against the Orange under Jeff Capel.

Pitt • Most Comeback Wins in a Season (trailed at the half)

Rk	Year	Total
1.	2025-26	7
2.	2009-10	6
	2003-04	6
	1988-89	6
5.	4x; 2022-23	5

TOPPING THE TAR HEELS

• Pitt delivered a dominating second half performance to overcome a double-digit deficit in a 73-65 win over North Carolina (1/28).

• The Panthers' defense limited North Carolina to a season-low 21 second half points on 9-of-29 (.310) shooting from the field, including 1-of-11 (.091) from three-point range. The Tar Heels went just 1-of-11 (.091) from the field over the final six minutes of action.

• Pitt outscored North Carolina 14-2 over the final 5:33 of play, including a 9-0 run to end the game.

• Jaland Lowe finished with a game-high 18 points to go along with six rebounds, seven assists, and three steals, while the Panthers also got double-figure scoring efforts from Ishmael Leggett (15), Zack Austin (15), and Cameron Corhen (14).

TAKING CARE OF THE BALL AT CUSE

• Pitt matched a school record for fewest turnovers in a game (3) in a win at Syracuse (1/25). The Panthers did not commit a turnover over the final 22:39 of play.

Pitt • Fewest Turnovers in a Game

Rk	Opponent, Date	TO
1.	at Syracuse, 1/25/25	3
	at Clemson, 2/27/24	3
	Louisville, 2/17/24	3
	at Georgia Tech, 1/14/23	3
	Clemson, 1/10/15	3
	vs. Colorado, 3/20/14	3
	Washington State, 3/30/12	3

COMEBACK VS. CAL

• Pitt overcame a 16-point first half deficit en route to an 86-74 win over ACC newcomer California (1/1) at the Petersen Events Center. The Panthers trailed by 16 points (39-23) with 4:04 remaining before using a 34-9 run over the next 10:52 of action to grab control of the game.

• Pitt shot 76.5 percent (26-of-34) from the foul line, including a 15-of-18 (.833) effort in the second half of play. The Panthers set season highs in both free throw makes and attempts.

• Pitt scored 48 points in the second half shooting a blistering 56.0 percent (14-of-25) from the field. The Panthers shot 50 percent for the game with a string of nine consecutive made field goals between the end of the first half and the start of the second half.

HANGING 100+ ON SAM HOUSTON

• Pitt scored its second most points in a game at the Petersen Events Center in a 110-78 win over Sam Houston (12/21) as Zack Austin and Ishmael Leggett each scored 23 points on 8-of-12 shooting from the field.

• The Panthers were a season-best 16-of-31 (.516) from three-point range as four players made two or more threes in the game. The 16 made threes is tied for third most in program history.

• Pitt scored a season-high 58 points in the second half, while going 20-of-54 (.588) from the field, including 8-of-14 (.571) from three.

Pitt • Three-Point Field Goals

Rk	Opponent, Date	3FG
1.	Wake Forest, 1/25/23	18
2.	Louisville, 2/7/23	17
3.	**Sam Houston, 12/21/24**	**16**
	at Boston College, 3/2/24	16
	at West Virginia, 12/6/23	16
	Syracuse, 2/25/23	16
	Notre Dame, 1/29/97	16

Pitt • Most Points Scored at Petersen Events Center

Rk	Opponent, Date	Points
1.	Marshall, 12/28/16	112
2.	**Sam Houston, 12/21/24**	**110**
3.	Jacksonville, 11/17/23	107
4.	Houston Baptist, 11/9/07	103
5.	Wake Forest (2OT), 2/16/16	101

Pitt • Most Points Scored

Rk	Opponent, Date	Points
1.	Syracuse, 2/13/70	127
2.	Carnegie Mellon, 2/6/71	118
3.	Providence, 2/10/90	117
4.	vs. Arkansas, 1/29/86	114
5.	Marshall, 12/28/16	112
	Youngstown State, 11/27/93	112
	Chicago State, 1/17/87	112
8.	**Sam Houston, 12/21/24**	**110**
	Boston College, 1/31/90	110
10.	Syracuse, 2/11/72	109
	Geneva, 2/24/58	109

SECOND HALF RUN SPURS ROUT OF EASTERN KENTUCKY

• Pitt used a 23-0 second half run to cruise to a 40-point win over Eastern Kentucky (12/11). The 23 consecutive points scored is tied for the second best scoring run in program history.

• Pitt shot 61.1 percent (33-of-54) from the field for the game, marking its first time shooting over 60 percent from the field since Nov. 28, 2020 against Drexel.

• The Panthers shot 66.7 percent (20-of-30) from the field and scored a season-best 57 points in the second half of play. Pitt also locked in defensively holding EKU to just 20 points on 21.1 percent (8-of-38) shooting from the field.

Pitt • Largest Pitt Unanswered Scoring Runs

Rk	Opponent (half), Date	Run
1.	Prairie View A&M (first half), 12/23/95	28-0
2.	**Eastern Kentucky, 12/11/24**	**23-0**
	Indiana [Pa.] (second half), 11/29/86	23-0
4.	Buffalo (first half), 11/23/07	22-0
	Auburn (first half), 12/4/05	22-0
	at Massachusetts (second half), 2/24/81	22-0
	Duquesne (second half), 2/18/1936	22-0

AUSTIN THREE FINISHES COMEBACK IN OT WIN AT OHIO STATE

• Zack Austin's three-pointer with 0.4 second remaining in overtime gave Pitt a dramatic come-from-behind win at Ohio State. The Panthers trailed by as many as 12 points in second half and also overcame five-point deficits in the final minute of regulation and overtime.

• Pitt used a 15-0 run midway through the second half to erase a double-digit deficit. Ishmael Leggett (8) and Papa Amadou Kante (7) combined for all 15 points in the run.

• Jaland Lowe scored with 33 seconds left in regulation to help force overtime and had eight of Pitt's 14 points in overtime en route to a career-high 28 points. His overtime scoring output is tied for the fourth most in program history.

Pitt • Largest Deficit Overcome to Win Game • Less Than 1:30 Left

Rk	Opponent, Date	Margin
1.	Oakland, 11/17/12	-7
	(trailed 58-51 with 1:07 to go, won 72-62 in OT)	
	West Virginia, 2/12/10	-7
	(trailed 66-59 with 1:13 to go, won 98-95 in 3OT)	
3.	at Boston College, 1/6/15	-6
	(trailed 53-47 with 1:28 to go, won 61-60 in OT)	
	Rutgers, 1/17/98	-6
	(trailed 83-77 with 35 seconds to go, won 86-85 in OT)	
	at Temple, 1/4/82	-6
	(trailed 56-50 with 1:37 to go, won 60-59)	
6.	**9x; last at Ohio State, 11/29/24**	**-5**
	(trailed 87-82 with 1:04 to go, won 91-90)	

Pitt • Most Points Scored in Overtime

Rk	Player, Opponent, Date	Points
1.	Lamar Patterson, at Miami, 2/5/14	10
2.	Talib Zanna, Villanova, 3/3/13	9
	Tray Woodall, at Butler, 3/21/12	9
4.	**Jaland Lowe, at Ohio State, 11/29/24**	**8**
	Jamel Artis, Virginia, 1/4/17	8
	Cameron Wright, at Clemson, 3/8/14	8

HOT SHOOTING, THREES, & D LEAD TO ROUT OF VMI

• Pitt had six double-figure scorers against VMI and shot 71 percent from the field in the second half en route to the 45-point win.

• The 45-point margin is tied for the 18th largest in program history and is the third highest margin under Jeff Capel.

• The Panthers made a season-high 12 three-point field goals on the night and also had a dominating performance on the interior. Pitt won the rebounding battle 47-31, while also outscoring the Keydets, 40-18, in points in the paint.

• The Panthers made 11 consecutive field goal attempts from 11:58 to 4:28 and shot a blistering 71.0 percent (22-of-31) from the field in the second half of play. Pitt was 10-of-15 (.667) from three-point range as Jorge Diaz Graham went 4-of-4 from beyond the arc after halftime.

• The Pitt defense set the tone early forcing VMI to miss its first seven shots of the game as well as its final nine attempts in the first half. The Panthers held VMI to 19.4 percent (6-of-31) in the opening half and 25.0 percent (15-of-60) shooting for the game. The Keydets were held to just 48 points after entering the night averaging 86.4 points per game.

• VMI's .250 field goal percentage is tied for the eighth worst shooting performance by a Pitt opponent in program history.

Pitt • Lowest Opponent Field Goal Percentage

Rk	Opponent (FG-FGA), Date	FG Pct.
1.	Furman (12-61), 12/6/57	.197
2.	Saint Joseph's College (11-53), 11/17/15	.208
3.	vs. Iowa State (14-60), 3/17/23	.233
4.	New Hampshire (12-51),12/4/09	.235
5.	Ohio (17-71), 12/22/09	.239
6.	McNeese State (17-70), 12/16/17	.243
7.	Indiana [Pa.] (16-65), 11/29/86	.246
8.	**VMI (15-60), 11/18/24**	**.250**
	Niagara (12-48), 11/14/14	.250
10.	Carnegie Mellon (11-43), 12/16/96	.256

Pitt • Largest Margin of Victory Under Jeff Capel

Rk	Opponent, Date	Score	Margin
1.	Jacksonville, 11/17/23	107-56	+51
2.	NC A&T, 11/6/23	100-52	+48
3.	**VMI, 11/18/24**	**93-48**	**+45**

BIG WIN IN BACKYARD BRAWL

• Pitt charged out to an early lead and never looked back en route to a dominating 86-62 win over West Virginia in the 191st edition of the Backyard Brawl. The Panthers never trailed in the contest, held a double-figure lead for the final 30:35 of game action, and led by as much as 31 points on the night.

• Damian Dunn scored a season-high 23 points on 7-of-12 shooting from the field, including a 4-of-7 effort from three-point range, to lead four double-figure scorers for the Panthers. Ishmael Leggett added 15 points and Cameron Corhen posted 14 points and five rebounds as Pitt earned its second consecutive win over West Virginia.

• Guillermo Diaz Graham took an elbow to the mouth on the Mountaineers first possession of the game and had to be taken to the training room for stitches. He returned with a vengeance to finish the night with 10 points and 10 rebounds for his second career double-double. Diaz-Graham went 4-of-5 from the field, including 2-of-3 from three-point range.

• Pitt dominated the backboards with a 45-33 rebounding advantage. Jaland Lowe posted a career-high nine rebounds, while eight different players had three or more rebounds in the game.

• Pitt's 24-point victory was its largest against the Mountaineers since an 82-46 win over West Virginia at the Petersen Events Center on Feb. 12, 2003.

• Pitt grabbed control of the game with a 15-2 run from the 10:35 to 7:11 mark the opening half. The Panthers went 6-of-10 from the field with three three-point field goals during the run. Pitt also had an 8-0 and a 9-0 run in the first half of action before closing the first 20 minutes with a 6-0 run to grab a 22-point advantage at the break.

OWNING THE PAINT IN THE OPENER

• Pitt matched its highest points in the paint total (50) under head coach Jeff Capel in a season opening 96-56 win over Radford (11/4).

• The Panthers shot 55.4 percent (36-of-65) from the field and also had a 42-34 rebounding advantage against the Highlanders.

Pitt • Most Points in the Paint in a Game under Jeff Capel

Rk	Opponent, Date	Points in the Paint
1.	**Radford, 11/4/24**	**50**
	New Orleans, 12/20/18	50
	Central Arkansas, 11/15/18	50
4.	Youngstown State, 11/6/18	48

SUCCESS WHEN SCORING 80+

• Pitt is 49-2 under **Jeff Capel** when reaching the 80-point mark in a game, including a 11-0 mark during the 2024-25 season.

• The Panthers have won 26 consecutive games when scoring 80 or more points.

Pitt • 80-Point Games Under Jeff Capel

Opponent, Date	Result
Stanford, 1/4/25	W, 83-68
California, 1/1/25	W, 86-74
Sam Houston, 12/21/24	W, 110-78
Eastern Kentucky, 12/11/24	W, 96-56
at Ohio State, 11/29/24	W, 91-90 [OT]
VMI, 11/18/24	W, 93-48
West Virginia, 11/15/24	W, 86-62
Gardner-Webb, 11/11/24	W, 83-64
Murray State, 11/8/24	W, 83-68
Radford, 11/4/24	W, 96-56
vs. Wake Forest, 3/15/24	W, 81-69
NC State, 3/9/24	W, 81-73
Florida State, 3/5/24	W, 88-73
at Boston College, 3/2/24	W, 90-65
Louisville, 2/17/24	W, 86-59
at No. 7 Duke, 1/20/24	W, 80-76
at Louisville, 1/6/24	W, 83-70
South Carolina State, 12/16/23	W, 86-50
Canisius, 12/9/23	W, 82-71
at West Virginia, 12/6/23	W, 80-63
Jacksonville, 11/17/23	W, 107-56
FGCU, 11/13/23	W, 86-74
Binghamton, 11/10/23	W, 89-60
NC A&T, 11/6/23	W, 100-52
vs. Georgia Tech, 3/8/23	W, 89-81
at Notre Dame, 3/1/23	L, 88-81
Syracuse, 2/25/23	W, 99-82
at Florida State, 2/11/23	W, 83-75
Louisville, 2/7/23	W, 91-57
Wake Forest, 1/25/23	W, 81-79
at Syracuse, 12/20/22	W, 84-82
North Florida, 12/17/22	W, 82-56
Sacred Heart, 12/10/22	W, 91-66
at Northwestern, 11/28/22	W, 87-58
William & Mary, 11/25/22	W, 80-64
FDU, 11/22/22	W, 83-61
UT Martin, 11/7/22	W, 80-58
Virginia Tech, 2/3/21	W, 83-72
Syracuse, 1/13/21	W, 96-76
Northern Illinois, 12/5/20	W, 89-59
Drexel, 11/28/20	W, 83-74
vs. Wake Forest, 3/10/20	W, 81-72
Canisius, 12/30/19	W, 87-79
vs. Boston College, 3/12/19	W, 80-70
at NC State, 1/12/19	L, 86-80
Louisville, 1/9/19	W, 89-86 OT
New Orleans, 12/20/18	W, 99-57
Central Arkansas, 11/15/18	W, 97-71
Troy, 11/12/18	W, 84-75
VMI, 11/9/18	W, 94-55

HOME COURT ADVANTAGE

• Pitt has compiled a 316-94 (.771) record, including a 182-18 (.910) ledger in non-conference play, at the Petersen Events Center.

• Pitt is 28-29 (.491) versus teams ranked in the top 25 of the AP Poll at the Petersen Events Center, with a 14-10 (.583) mark against top-10 teams and a 9-4 (.692) ledger versus teams ranked in the top-5.

NCAA • Homecourt Wins since 2002-03 Season

Rk	Team	Wins
1.	Kansas	354
2.	Duke	340
3.	Memphis	335
	Kentucky	335
5.	Syracuse	325
6.	Creighton	322
7.	Wisconsin	319
8.	Michigan State	316
	Pitt	316
10.	Gonzaga	313

through Feb. 19

Pitt • Longest Home Win Streaks

Rk	Dates	Wins
1.	Jan. 22, 2002 - Feb. 15, 2004	40
2.	Feb. 27, 2008 - Jan. 16, 2010	31
3.	Dec. 10, 1973 - Dec. 13, 1975	27
4.	Jan. 28, 2010 - Dec. 20, 2011	20
5.	Feb. 12, 1927 - Jan. 11, 1928	18
6.	Nov. 19, 2005 - Feb. 25, 2006	16
7.	Feb. 24, 2024 - Jan. 4, 2025	15
	Feb. 29, 2012 - Dec. 23, 2012	15

REACHING NEW HEIGHTS

• **Guillermo Diaz Graham** is the fourth seven-footer in program history, joining Steven Adams, Aaron Gray, and Mark Blount. **Jorge Diaz Graham** is tied for the fifth tallest players in program history at 6-11.

• Pitt has five players 6-10 or taller on the roster, the most in program history.

Pitt • 6-11 or Taller Players

Player, Years	Height	PPG	RPG
Guillermo Diaz Graham, 2022-p.	7-0	5.4	4.0
Steven Adams, 2012-13	7-0	7.2	6.3
Aaron Gray, 2003-07	7-0	9.8	7.0
Mark Blount, 1995-97	7-0	6.4	5.0
Jorge Diaz Graham, 2022-p.	6-11	3.1	1.8
Federiko Federiko, 2022-24	6-11	5.7	5.2
Eric Mobley, 1991-94	6-11	10.2	6.8
Ed Scheuermann, 1976-81	6-11	5.4	4.1
Scott Stephens, 1973-75	6-11	0.5	0.7
Gerald Jordan, 1995-97	6-11	8.3	6.2
Malcolm Gilbert, 2011-12	6-11	0.5	0.8
Gary McGhee, 2007-11	6-11	4.5	4.7
Rozelle Nix, 2015-16	6-11	1.4	2.6

Pitt • Most Players 6-10 or Taller

Season	Player	HT
2024-25	Guillermo Diaz Graham	7-0
	Jorge Diaz Graham	6-11
	Papa Amadou Kante, Cameron Corhen, Amdy Ndiaye	6-10
2023-24	Guillermo Diaz Graham	7-0
	Jorge Diaz Graham, Federiko Federkio	6-11
	Papa Amadou Kante	6-10
2003-04	Aaron Gray	7-0
	Chris Taft, Toree Morris, Mark McCarroll	6-10

EXPERIENCED STAFF

• Pitt is one of two programs (joined by DePaul) in the NCAA with four current or former Division I head coaches on the staff.

• The Panthers are one of five programs with at least four former college (Division I) or pro (NBA or G-League) head coaches on staff.

NCAA • Division I Head Coaches on Staff

School	Coach
Pitt	4
	Jeff Capel (VCU, Oklahoma, Pitt), Tim O'Toole (Fairfield), Milan Brown (Mount St. Mary's, Holy Cross), Jason Capel (App. State)
DePaul	4
	Chris Holtman (Gardner-Webb, Butler, Ohio State, DePaul), Jack Owens (Miami [OH], Bryan Mullins (S. Illinois), LaVall Jordan (Milwaukee, Butler)

INTERNATIONAL INFLUENCE

• Pitt's 2024-25 roster features five international prospects, tied for the most in program history, in **Papa Amadou Kante** (Senegal), **Amsal Delalić** (Bosnia & Herzegovina), **Guillermo Diaz Graham** (Spain), **Jorge Diaz Graham** (Spain), and **Amdy Ndiaye** (Senegal).

Pitt • All-Time International Players

Player, Year	Country
Amsal Delalić, 2024-p.	Bosnia & Herzegovina
Amdy Ndiaye, 2024-p.	Senegal
Papa Amadou Kante, 2023-p.	Senegal
Guillermo Diaz Graham, 2022-p.	Spain
Jorge Diaz Graham, 2022-p.	Spain
Federiko Federiko, 2022-24	Finland
Max Amadasun, 2020-22	Ireland
Abdoul Karim Coulibaly, 2019-21	Mali
Sidy N'Dir, 2018-19	France
Marcus Carr 2017-18	Canada
Kene Chukwuka 2017-20	Sweden
Samson George 2017-20	Nigeria
Peace Ilegomah 2017-19	Nigeria
Shamiel Stevenson 2017-19	Canada
Rafael Maia 2015-16	Brazil
Joseph Uchebo 2013-15	Nigeria
Steven Adams 2012-13	New Zealand
Khem Birch 2011-12	Canada
Talib Zanna 2009-14	Nigeria
Dwight Miller 2008-10	Bahamas
Doyle Hudson 2005-07	Bahamas
Levon Kendall 2002-07	Canada
Zelimir Stevanovic 2000-01	Yugoslavia
Donatas Zavackas 1999-03	Lithuania
Sotinis Aggelou 1993-95	Greece
Dominick Dumancic 1990-92	Yugoslavia

Pitt • Most International Players on a Roster

Rk	Year	Total
1.	2024-25	5
	2017-18	5
	* 2018-19	5
3.	2023-24	4
4.	2022-23	3
	2019-20	3

** two international prospects transferred mid-year*

FATHER-SON COACH COMBOS

• **Jeff Capel** is one of 14 sons of former Division I head coaches serving in the same capacity in the NCAA this season.

Father-Son Division I Head Coach Combos

Father	Son (School)
Tony Barone, Sr.	Brian Barone (SIUE)
Jeff Capel II	Jeff Capel III (Pitt)
Homer Drew	Scott Drew (Baylor)
	Bryce Drew (Grand Canyon)
Jim Dutcher	Brian Dutcher (San Diego State)
Rob Gerlufsen	Chris Gerlufsen (San Francisco)
John Griffin II	John Griffin III (Bucknell)
Lon Kruger	Kevin Kruger (UNLV)
Phil Martelli	Phil Martelli, Jr. (Bryant)
Don Monson	Dan Monson (Eastern Washington)
Bill Musselman	Eric Musselman (Arkansas)
Dave Odom	Ryan Odom (VCU)
Rick Pitino	Richard Pitino (New Mexico)
Ralph Willard	Kevin Willard (Maryland)

BROTHER COMBOS

• Twin brothers Guillermo Diaz Graham and Jorge Diaz Graham are just the second set of brothers to play on the same Pitt team. Billy Knight and Terry Knight played together on the 1973-74 squad.

• Brandin Cummings joined the team for the 2024-25 following in the footsteps of older brother Nelly Cummings, who played his final season at Pitt (2022-23). The Cummings are the 10th pair of brothers to play at Pitt.

Pitt Brother Combos

Brother (Years)	Brother (Years)
Brandin Cummings (2024-p.)	Nelly Cummings (2022-23)
Guillermo Diaz Graham (2022-p.)	Jorge Diaz Graham (2022-p.)
Orlando Antiqua (1991-95)	Oliver Antiqua (1995-98)
Billy Knight (1971-74)	Terry Knight (1974-79)
Robert Caldwell (1964-67)	Michael Caldwell (1968-71)
Brian Generalovich (1961-64)	Nick Generalovich (1964-66)
Steve Zernich (1941-43)	Wally Zernich (1943-47)
Thomas Lawry (1930-32)	Edward Lawry (1939)
Stephen Wrobleski (1926-28)	Alphonse Wrobleski (1928-30)

NCAA • 2024-25 Brother Combos

Brothers	School
Guillermo and Jorge Diaz Graham ^	Pitt
Cam'Ron and Car'Ron Brown ^	Coppin State
Chang and Jack Hoth ^	Oakland
Chase and Dillon Hunter	Clemson
Nevin and Naim Ibroci ^	Oral Roberts
Milos and Veljko Ilic^	Loyola-Maryland
Gabe and Mason Madsen ^	Utah
Cooper and Carson Schwieger ^	Valparaiso
TK and TJ Simpkins ^	Elon
Brennan and Colin Walton ^	Michigan State
Kareem and Kaseem Watson^	Delaware State

^ denotes twins

THE OAKLAND ZOO

• Pitt has one of the top student sections in the country in the Oakland Zoo. The student section has been expanded this season to accomodate 2,000 Oakland Zoo members.

• The Oakland Zoo has the best seats in the house at the Petersen Events Center filling the lower bowl outside of 75 opponent tickets behind the visiting team bench as required by league rules.

• Student ticket claims are made 5-7 days in advance of games. Pitt sold over 4,900 Gold Passes (Men's Basketball and Football season tickets) this season.

• The Oakland Zoo showed up and showed out for the Nov. 15 Backyard Brawl matchup with West Virginia setting a student attendance record of 3,200.

CAPEL'S CORNER

• Through the generous support of the Vartabedian Family, Capel's Corner has been established in section 113 of the Petersen Events Center. Capel's Corner is an outreach effort to provide underserved youth and their families the opportunity to attend Pitt Basketball games. Tickets are being distributed through Pitt Athletics' relationship with the Ammon Community Recreation Center in the Hill District.

• Former Pitt standout Darelle Porter serves as one of the community leaders and as an executive director at the Ammons Center. Contact the Panthers Ticket Office via email (tickets@athletics.pitt.edu) if you are interested in supporting the Capel's Corner initiative.

ACC PRESEASON PROJECTIONS

• The Panthers were picked seventh overall in the ACC Preseason Poll, as voted upon by a panel of conference media members.

• Pitt has out-performed its preseason projection in each of the past four seasons. The seventh place rank heading into the 2024-25 campaign is the Panthers' highest preseason rank since the 2014-15 season.

ACC Preseason Poll

Rk	Team	Points
1.	Duke	956
2.	North Carolina	924
3.	Wake Forest	800
4.	Clemson	765
5.	Virginia	743
6.	Miami	659
7.	Pitt	636
8.	NC State	550
9.	Louisville	518
10.	Notre Dame	462
11.	Syracuse	454
12.	Georgia Tech	433
13.	SMU	344
14.	Virginia Tech	252
15.	Florida State	251
16.	California	206
17.	Stanford	165
18.	Boston College	116

ACC Preseason Poll Projections & Finishes

Year	Projected	Actual
2013-14	6th	5th
2014-15	6th	T-9th
2015-16	10th	T-9th
2016-17	12th	T-14th
2017-18	15th	15th
2018-19	15th	T-14th
2019-20	10th	T-13th
2020-21	13th	12th
2021-22	14th	T-11th
2022-23	14th	T-3rd
2023-24	9th	4th
2024-25	7th	-

PITT & HOOPS4ALS

• The Pitt Men's Basketball program has partnered with Hoops4ALS to help raise awareness and funding for the terrible disease. The Panthers will host Boston College March 8 in a Hoops4ALS game, while its road contests at Ohio State (Nov. 29) and Duke (Jan. 7) were also a part of the campaign.

• Hoops4ALS is a group dedicated to uniting basketball coaches, players, and fans to raise awareness for Amyotrophic Lateral Sclerosis (ALS) — also known as Lou Gehrig's Disease — and promote research and advocacy to help those dealing with this fatal disease and to support those working to find a cure.

• The Hoops4ALS committee, made up of Pitt head coach Jeff Capel III, Tom Haberstroh, P.J. Murphy, Chuck Haberstroh, Kate Fagan, Adam Wilson, Gary Godfrey and Marc J. Spears, have partnered with the ALS Therapy Development Institute (ALS TDI) to support their work to discover and develop effective ALS treatments. As the world's foremost discovery lab focused solely on ALS, ALS TDI collaborates with top researchers from around the world, including those at Duke's ALS Clinic and the University of Pittsburgh's ALS-MDA Center.

• For each of the Hoops4ALS basketball games, Pitt will wear Hoops4ALS warmup shirts pregame and both coaching staffs, managers and other basketball personnel wore 'Hoops4ALS' pins. Host venues will also feature in-house announcements and scoreboard displays with an ALS TDI fundraising appeal, while ALS patients, caregivers and researchers will be recognized on court during a timeout.

• In addition to the fundraising initiative, participating men's basketball programs will honor and pay tribute to those fighting ALS and those we have lost to the disease in the basketball community. In 2017, Jeff Capel Jr., a legendary coach in the basketball community, passed away due to complications related to ALS at the age of 64 while Capel III was an assistant coach at Duke.

NBA ALL-STAR WEEKEND

• Bub Carrington and Justin Champagnie participated in NBA All-Star weekend in San Francisco Feb. 14-16.

• Carrington was selected to the 2025 Castrol Rising Stars roster and competed in the annual showcase of top first- and second-year NBA players and NBA G League standouts. He went 2-of-2 from the field and had five points and four assists in nine minutes of action.

• Champagnie was one of 10 players selected by fan vote to participate in the 2025 NBA G League Up Next Game presented by AT&T during NBA All-Star Weekend in San Francisco. He helped Team Swish Cultures reach the finals of the mini-tournament.

WITHERSPOON SIGNS WITH PANTHERS

• Omari Witherspoon, a top prospect out of Washington, D.C., signed his scholarship agreement to join the Pitt Men's Basketball program for the 2025-26 season.

• Witherspoon, a 6-foot-4 guard out of St. John's College Prep in D.C., is an attacking combo guard with the ability to score at all three level as well as utilize his size and court vision to set teammates up.

• Witherspoon reached the 1,000-point mark in his high school career recently and has also named MVP of the Capitol Hoops Challenge and Behan Strong Invitational this season.

• Last season, he helped his high school squad to a 25-8 and a top 10 ranking in the state (No. 9), while earning DCSAA First Team Class AA All-State honors. He was also named MVP of the Behan Strong Invitational.

• Witherspoon surged up the recruiting rankings with a strong performance on the AAU and camp circuit this summer. A four-star prospect according to 247 Sports, he jumped from No. 191 in the nation all the way up to No. 104 overall in 247's summer rankings update.

• Last summer on the Under Armor circuit with DC Premier U17, Witherspoon averaged 14.7 points, 4.2 rebounds and 2.9 assists over a 16-game schedule.

• Witherspoon held nearly 30 scholarship offers and chose Pitt over a finalist group that included Maryland and Vanderbilt.

2024-25 PITT MEN'S BASKETBALL ROSTER

Numerical

NO	NAME	POS	HT	WT	CL-EXP	HOMETOWN (HIGH SCHOOL / PREVIOUS TEAM)
0	Amdy Ndiaye	F	6-10	210	FR-HS	Dakar, Senegal (Putnam Science Academy [Conn.])
1	Damian Dunn	G	6-5	205	GR-TR	Kinston, N.C. (Meadowcreek [Ga.] / Temple / Houston)
2	Cameron Corhen	F	6-10	235	JR-TR	Allen, Texas (Sunrise Christian Academy / Florida State)
3	Brandin Cummings	G	6-3	175	FR-HS	Midland, Pa. (Lincoln Park)
4	Papa Amadou Kante	F	6-10	235	R-FR-1L	Dakar, Senegal (South Kent Prep)
5	Ishmael Leggett	G	6-3	185	SR-1L	Prince George's County, Md. (St. John's College / Rhode Island)
11	Marlon Barnes, Jr.	F	6-6	190	R-FR-1L	Cleveland, Ohio (Brush)
13	Benjamin Mayhew	F	6-4	180	SO-HS	Wilkinsburg, Pa. (Propel Braddock Hills)
15	Jaland Lowe	G	6-3	175	SO-1L	Missouri City, Texas (Fort Bend Marshall)
21	Vason Stevenson	F	6-3	190	JR-2L	McKees Rocks, Pa. (Montour)
24	Liam Mignogna	C	6-9	250	FR-HS	Gibsonia, Pa. (Hampton)
25	Guillermo Diaz Graham	F	7-0	225	JR-2L	Canary Islands, Spain (IMG Academy Academics [Fla.])
31	Jorge Diaz Graham	F	6-11	215	JR-2L	Canary Islands, Spain (IMG Academy Academics [Fla.])
44	Jajuan Nelson	F	6-7	215	SO-HS	Philadelphia, Pa. (String Theory Charter)
52	Amsal Delalić	G	6-8	210	FR-INT	Tuzla, Bosnia & Herzegovina (Borac Nektar)
55	Zack Austin	F	6-7	210	R-SR-1L	Winston-Salem, N.C. (Moravian Prep / High Point)

Alphabetical

NO	NAME	POS	HT	WT	CL-EXP	HOMETOWN (HIGH SCHOOL / PREVIOUS TEAM)
4	Papa Amadou Kante	F	6-10	235	R-FR-1L	Dakar, Senegal (South Kent Prep)
55	Zack Austin	F	6-7	210	R-SR-1L	Winston-Salem, N.C. (Moravian Prep / High Point)
11	Marlon Barnes, Jr.	F	6-6	190	R-FR-1L	Cleveland, Ohio (Brush)
2	Cameron Corhen	F	6-10	235	JR-TR	Allen, Texas (Sunrise Christian Academy / Florida State)
3	Brandin Cummings	G	6-3	175	FR-HS	Midland, Pa. (Lincoln Park)
52	Amsal Delalić	G	6-8	210	FR-INT	Tuzla, Bosnia & Herzegovina (Borac Nektar)
25	Guillermo Diaz Graham	F	7-0	205	JR-2L	Canary Islands, Spain (IMG Academy Academics [Fla.])
31	Jorge Diaz Graham	F	6-11	190	JR-2L	Canary Islands, Spain (IMG Academy Academics [Fla.])
1	Damian Dunn	G	6-5	205	GR-TR	Kinston, N.C. (Meadowcreek [Ga.] / Temple / Houston)
5	Ishmael Leggett	G	6-3	195	SR-1L	Prince George's County, Md. (St. John's College / Rhode Island)
15	Jaland Lowe	G	6-2	170	SO-1L	Missouri City, Texas (Fort Bend Marshall)
13	Benjamin Mayhew	F	6-4	180	SO-HS	Wilkinsburg, Pa. (Propel Braddock Hills)
24	Liam Mignogna	C	6-9	250	FR-HS	Gibsonia, Pa. (Hampton)
0	Amdy Ndiaye	F	6-10	210	FR-HS	Dakar, Senegal (Putnam Science Academy [Conn.])
44	Jajuan Nelson	F	6-7	215	SO-HS	Philadelphia, Pa. (String Theory Charter)
21	Vason Stevenson	F	6-3	190	JR-2L	McKees Rocks, Pa. (Montour)

Pitt Staff

Head Coach: Jeff Capel (Duke, '97)
Associate Head Coach: Tim O'Toole (Fairfield, '87)
Associate Head Coach: Milan Brown (Howard, '93)
Assistant Coach: Jason Capel (North Carolina, '02)
Chief of Staff / Assistant Coach: Kyle Cieplicki (Vermont, '08)
Director of Player and Alumni Development / Assistant Coach: Gilbert Brown (Pitt, '11)
Assistant AD of Scouting: Billy Hubly (Univ. of St. Francis [Ill.], '12)
Director of Basketball Operations: Brian Regan (St. Vincent College, '88)
Assistant Director Recruiting / Video: Robert Blose (Pitt, '21)
Strength & Conditioning Coach: Vincent Williams (Towson, '11)
Athletic Trainer: Daniel Anthony (Missouri State, '11)
Graduate Managers: KJ Marshall (Pitt, '24), Matt Watson (Pitt, '24)

Pronunciation

Papa **AMADOU KANTE**	Ahm-a-do Conte
Cameron **CORHEN**	Core-hen
AMSAL DELALIĆ	Ahm-saul Dell-la-lich
GUILLERMO Diaz Graham	Ghee-air-mo
JORGE Diaz Graham	Hor-Hay
JALAND Lowe	Jay-lend
Liam **MIGNOGNA**	Mig-nog-na
JAJUAN Nelson	Ja-wawn
AMDY NDIAYE	Ahm-dee In-jeye
VASON Stevenson	Vayson

TV / RADIO HEAD SHOT ROSTER

Amdy Ndiaye
F • FR-HS • 6-10 • 210
Dakar, Senegal



Damian Dunn
G • GR-TR • 6-5 • 205
Kinston, N.C.

Cameron Corhen
F • JR-TR • 6-10 • 235
Allen, Texas

Brandin Cummings
G • FR-HS • 6-3 • 175
Midland, Pa.

Papa Amadou Kante
F • R-FR-1L • 6-10 • 235
Dakar, Senegal

Ishmael Leggett
G • SR-1L • 6-3 • 185
Prince George's County, Md.



Marlon Barnes, Jr.
F • R-FR-1L • 6-6 • 190
Cleveland, Ohio



Benjamin Mayhew
F • SO-HS • 6-4 • 180
Wilkinsburg, Pa.



Jaland Lowe
G • SO-1L • 6-3 • 175
Missouri City, Texas



Vason Stevenson
F • JR-2L • 6-3 • 190
McKees Rocks, Pa.

Liam Mignogna
C • FR-HS • 6-9 • 250
Gibsonia, Pa.

Guillermo Diaz Graham
F • JR-2L • 7-0 • 225
Canary Islands, Spain

Jorge Diaz Graham
F • JR-2L • 6-11 • 215
Canary Islands, Spain

Jajuan Nelson
F • SO-HS • 6-7 • 215
Philadelphia, Pa.

Amsal Delalić
G • FR-INT • 6-8 • 210
Tuzla, Bosnia & Herzegovina

Zack Austin
F • R-SR-1L • 6-7 • 210
Winston-Salem, N.C.

Jeff Capel
Head Coach

Tim O'Toole
Associate Head Coach

Milan Brown
Associate Head Coach

Jason Capel
Assistant Coach

Kyle Cieplicki
Assistant Coach

Gilbert Brown
Assistant Coach

Billy Hubly
Asst. AD of Scouting

Brian Regan
Director of Operations

Robert Blose
Ast. Dir. Recruiting/Video

KJ Marshall
Graduate Manager

Matt Watson
Graduate Manager

DAMIAN DUNN | #1

GR-TR • G • 6-5 • 205

Kinston, N.C. • Meadowcreek [Ga.] / Temple / Houston

				Total		3-Pointers		Free throws		Rebounds										
Opponent	Date	GS	MIN	FG-FGA	PCT	3FG-3FGA	PCT	FT-FTA	PCT	OFF	DEF	TOT	AVG	PF	A	TO	BLK	STL	PTS	AVG
Radford	11/04/2024	*	20:54	3-6	.500	1-2	.500	4-4	1.000	0	0	0	0.0	2	2	0	0	1	11	11.0
Murray St.	11/08/2024	*	35:37	6-11	.545	3-5	.600	4-6	.667	1	1	2	1.0	3	1	0	0	1	19	15.0
Gardner-Webb	11/11/2024	*	28:51	5-9	.556	0-2	.000	2-3	.667	3	1	4	2.0	1	5	2	0	0	12	14.0
West Virginia	11/15/2024	*	30:10	7-12	.583	4-7	.571	5-7	.714	0	3	3	2.3	1	2	0	0	0	23	16.3
VMI	11/18/2024	*	25:05	3-9	.333	2-3	.667	3-4	.750	1	2	3	2.4	3	3	0	0	3	11	15.2
vs LSU	11/22/2024	*	11:53	1-3	.333	0-0	.000	0-0	.000	0	3	3	2.5	5	0	2	0	0	2	13.0
vs Wisconsin	11/24/2024	*	02:12	0-1	.000	0-0	.000	0-0	.000	0	0	0	2.1	0	0	0	0	0	0	11.1
at Duke	01/07/2025		21:00	3-8	.375	1-4	.250	0-0	.000	0	2	2	2.1	4	0	1	0	0	7	10.6
Louisville	01/11/2025		30:05	5-8	.625	3-4	.750	2-4	.500	1	7	8	2.8	2	3	2	0	1	15	11.1
at Florida St.	01/15/2025	*	31:08	0-8	.000	0-2	.000	2-2	1.000	0	1	1	2.6	2	1	2	0	2	2	10.2
Clemson	01/18/2025		24:25	3-9	.333	1-5	.200	0-0	.000	2	1	3	2.6	1	1	0	0	2	7	9.9
at Syracuse	01/25/2025		18:18	3-5	.600	1-2	.500	3-4	.750	3	2	5	2.8	3	1	0	0	1	10	9.9
North Carolina	01/28/2025	*	35:01	2-9	.222	1-6	.167	0-0	.000	0	2	2	2.8	1	1	0	1	2	5	9.5
at Wake Forest	02/01/2025	*	30:00	8-13	.615	3-5	.600	5-5	1.000	0	0	0	2.6	4	4	1	0	1	24	10.6
Virginia	02/03/2025	*	25:36	1-4	.250	1-3	.333	2-2	1.000	0	1	1	2.5	2	1	1	0	0	5	10.2
at North Carolina	02/08/2025	*	30:01	1-5	.200	0-1	.000	4-4	1.000	0	6	6	2.7	0	5	2	0	0	6	9.9
Totals		**12**	**400:16**	**51-120**	**.425**	**21-51**	**.412**	**36-45**	**.800**	**11**	**32**	**43**	**2.7**	**34**	**30**	**13**	**1**	**14**	**159**	**9.9**

				Field Goals		3-Point		F-Throws		Rebounds									Scoring	
SEASON	TEAM	GP-GS	MIN/AVG	FG-FGA	FG%	3FG-3FGA	3FG%	FT-FTA	FT%	OFF	DEF	TOT	AVG	PF-FO	A	TO	BLK	STL	PTS	AVG
2019-20	Temple	1-0	18/18.4	0-4	.000	0-1	.000	1-2	.500	3	1	4	4.0	0-0	0	2	0	0	1	1.0
2020-21	Temple	13-12	363/27.9	46-138	.333	5-27	.185	79-103	.767	15	40	55	4.2	36-3	29	36	1	5	176	13.5
2021-22	Temple	27-26	823/30.5	125-317	.394	31-103	.301	121-145	.834	24	90	114	4.2	61-2	54	76	6	25	402	14.9
2022-23	Temple	31-20	1011/32.6	138-336	.411	48-138	.348	149-183	.814	19	96	115	3.7	65-2	93	88	6	21	473	15.3
2023-24	UH	37-4	652/17.6	75-209	.359	26-82	.317	60-85	.706	27	58	85	2.3	57-0	15	36	5	29	236	6.4
2024-25	UP	16-12	400/25.0	51-120	.425	21-51	.412	36-45	.800	11	32	43	2.7	34-1	30	13	1	14	159	9.9
TOTAL FOR UP		**16-12**	**400/25.0**	**51-120**	**.425**	**21-51**	**.412**	**36-45**	**.800**	**11**	**32**	**43**	**2.7**	**34-1**	**30**	**13**	**1**	**14**	**159**	**9.9**
TOTAL		**125-74**	**3267/26.1**	**435-1124**	**.387**	**131-402**	**.326**	**446-563**	**.792**	**99**	**317**	**416**	**3.3**	**253-8**	**221**	**251**	**19**	**94**	**1447**	**11.6**

CAREER HIGHS

Points	38, vs. Vanderbilt, 11/15/22
FG	13, vs. Vanderbilt, 11/15/22
FGA	21, at Cincinnati, 2/22/23
3FG	7, vs. Vanderbilt, 11/15/22
3FGA	11, at Cincinnati, 2/22/23
FT	18, vs. Wagner, 11/7/22
FTA	18, 2x; last at Cincinnati, 2/22/23
Rebounds	9, vs. South Florida, 3/6/22
Off. Rebounds	4, at Wichita State, 2/7/21
Def. Rebounds	7, 2x; last vs. Louisville, 1/11/25
Assists	8, at Memphis, 2/12/23
Steals	3, 2x; last vs. VMI, 11/18/24
Blocks	2, vs. Villanova, 11/11/22
Minutes	43, vs. Wagner, 11/7/22

	2024-25	Career
30+ Point Games	-	3
20+ Point Games	2	17
Double-Figure Points	8	71
3 or more 3PT Field Goals	4	17
5 or more Rebounds	3	33
2 or more Steals	3	24
20+ Minutes	12	89
30+ Minutes	7	49
40+ Minutes	-	3



CAMERON CORHEN | #2

JR-TR • F • 6-10 • 235

Allen, Texas • Sunrise Christian Academy / Florida State

				Total		3-Pointers		Free throws		Rebounds										
Opponent	Date	GS	MIN	FG-FGA	PCT	3FG-3FGA	PCT	FT-FTA	PCT	OFF	DEF	TOT	AVG	PF	A	TO	BLK	STL	PTS	AVG
Radford	11/04/2024	*	24:45	6-10	.600	0-1	.000	0-0	.000	1	4	5	5.0	4	1	2	1	1	12	12.0
Murray St.	11/08/2024	*	32:51	6-8	.750	0-0	.000	1-4	.250	5	5	10	7.5	5	2	3	0	2	13	12.5
Gardner-Webb	11/11/2024	*	22:20	5-8	.625	0-0	.000	2-2	1.000	0	6	6	7.0	4	1	1	1	2	12	12.3
West Virginia	11/15/2024	*	29:12	5-8	.625	1-2	.500	3-5	.600	2	3	5	6.5	0	0	1	0	0	14	12.8
VMI	11/18/2024	*	27:51	5-5	1.000	0-0	.000	2-2	1.000	4	2	6	6.4	2	0	1	1	1	12	12.6
vs LSU	11/22/2024	*	35:33	7-11	.636	0-1	.000	0-0	.000	2	3	5	6.2	4	3	1	1	0	14	12.8
vs Wisconsin	11/24/2024	*	32:22	7-8	.875	0-0	.000	2-2	1.000	0	2	2	5.6	3	1	2	0	0	16	13.3
at Ohio St.	11/29/2024	*	21:16	1-3	.333	0-0	.000	2-2	1.000	3	2	5	5.5	4	0	0	0	0	4	12.1
at Mississippi St.	12/04/2024	*	19:54	1-3	.333	0-0	.000	0-2	.000	1	1	2	5.1	3	1	4	1	1	2	11.0
at Virginia Tech	12/07/2024	*	35:26	3-4	.750	0-0	.000	0-0	.000	3	3	6	5.2	2	2	2	3	1	6	10.5
Eastern Ky.	12/11/2024	*	29:07	2-3	.667	0-0	.000	1-2	.500	1	4	5	5.2	2	2	0	1	1	5	10.0
Sam Houston	12/21/2024	*	31:18	5-7	.714	0-0	.000	5-7	.714	3	3	6	5.3	2	2	0	0	1	15	10.4
California	01/01/2025	*	28:37	7-8	.875	0-0	.000	5-7	.714	4	7	11	5.7	5	0	0	1	1	19	11.1
Stanford	01/04/2025	*	30:48	4-8	.500	0-0	.000	0-0	.000	3	3	6	5.7	3	1	2	0	0	8	10.9
at Duke	01/07/2025	*	37:27	5-11	.455	0-0	.000	1-3	.333	4	3	7	5.8	1	2	0	3	2	11	10.9
Louisville	01/11/2025	*	35:34	5-12	.417	0-0	.000	1-1	1.000	2	3	5	5.8	1	0	0	1	0	11	10.9
at Florida St.	01/15/2025	*	26:21	0-4	.000	0-0	.000	2-2	1.000	1	8	9	5.9	4	0	2	0	0	2	10.4
Clemson	01/18/2025	*	29:13	7-7	1.000	0-0	.000	1-2	.500	1	2	3	5.8	3	1	2	1	0	15	10.6
at Syracuse	01/25/2025	*	36:31	5-11	.455	0-0	.000	2-4	.500	2	5	7	5.8	3	1	1	2	0	12	10.7
North Carolina	01/28/2025	*	27:32	5-6	.833	0-0	.000	4-5	.800	2	3	5	5.8	3	0	1	2	1	14	10.9
at Wake Forest	02/01/2025	*	26:15	4-6	.667	0-0	.000	0-0	.000	0	4	4	5.7	3	0	1	0	1	8	10.7
Virginia	02/03/2025	*	17:11	1-2	.500	0-0	.000	3-4	.750	0	1	1	5.5	2	0	1	0	1	5	10.5
at North Carolina	02/08/2025	*	32:54	7-9	.778	0-0	.000	3-4	.750	1	1	2	5.3	1	1	0	1	0	17	10.7
at SMU	02/11/2025	*	19:40	3-7	.429	0-0	.000	0-0	.000	1	3	4	5.3	5	2	1	0	2	6	10.5
Miami (FL)	02/15/2025	*	32:55	7-15	.467	0-0	.000	3-7	.429	1	7	8	5.4	3	1	0	1	1	17	10.8
Syracuse	02/18/2025	*	19:37	2-4	.500	0-0	.000	0-3	.000	0	4	4	5.3	3	1	3	0	2	4	10.5
Totals		**26**	**742:30**	**115-188**	**.612**	**1-4**	**.250**	**43-70**	**.614**	**47**	**92**	**139**	**5.3**	**75**	**25**	**31**	**21**	**21**	**274**	**10.5**

				Field Goals		3-Point		F-Throws		Rebounds									Scoring	
SEASON	TEAM	GP-GS	MIN/AVG	FG-FGA	FG%	3FG-3FGA	3FG%	FT-FTA	FT%	OFF	DEF	TOT	AVG	PF-FO	A	TO	BLK	STL	PTS	AVG
2022-23	FSU	32-21	763/23.9	100-183	.546	8-30	.267	57-72	.792	51	62	113	3.5	88-4	17	38	10	14	265	8.3
2023-24	FSU	28-12	597/21.3	110-175	.629	0-2	.000	43-64	.672	50	60	110	3.9	59-0	16	25	10	23	263	9.4
2024-25	UP	26-26	742/28.6	115-188	.612	1-4	.250	43-70	.614	47	92	139	5.3	75-3	25	31	21	21	274	10.5
TOTAL FOR UP		**26-26**	**742/28.6**	**115-188**	**.612**	**1-4**	**.250**	**43-70**	**.614**	**47**	**92**	**139**	**5.3**	**75-3**	**25**	**31**	**21**	**21**	**274**	**10.5**
TOTAL		**86-59**	**2103/24.5**	**325-546**	**.595**	**9-36**	**.250**	**143-206**	**.694**	**148**	**214**	**362**	**4.2**	**222-7**	**58**	**94**	**41**	**58**	**802**	**9.3**

CAREER HIGHS

Points	25, at Pitt, 3/5/24
FG	8, 2x; last at Pitt, 3/5/24
FGA	17, at Florida, 11/17/23
3FG	2, 2x; last at Clemson, 2/15/23
3FGA	4, at UCF, 11/11/22
FT	9, at Pitt, 3/5/24
FTA	10, at Pitt, 3/5/24
Rebounds	12, Georgia Tech, 3/7/23
Off. Rebounds	9, at Florida, 11/17/23
Def. Rebounds	8, 2x; last at Florida State, 1/15/25
Assists	3, 3x; last vs. LSU, 11/22/24
Steals	3, 2x; last vs. Boston College, 2/18/23
Blocks	3, 2x; last at Duke, 1/7/25
Minutes	37, at Duke, 1/7/25

	2024-25	Career
20+ Point Games	-	1
Double-Figure Points	16	40
Double-Figure Rebounds	2	4
Double-Doubles	2	4
7 or more Rebounds	6	15
3 or more Offensive Rebound	8	22
2 or more Blocks	4	6
2 or more Steals	5	12
20+ Minutes	22	62
30+ Minutes	11	22

BRANDIN CUMMINGS | #3

FR-HS • G • 6-3 • 175
Midland, Pa. • Lincoln Park

				Total		3-Pointers		Free throws		Rebounds										
Opponent	Date	GS	MIN	FG-FGA	PCT	3FG-3FGA	PCT	FT-FTA	PCT	OFF	DEF	TOT	AVG	PF	A	TO	BLK	STL	PTS	AVG
Radford	11/04/2024		23:54	4-7	.571	1-3	.333	2-4	.500	0	0	0	0.0	1	3	1	1	1	11	11.0
Murray St.	11/08/2024		12:11	1-2	.500	1-2	.500	0-0	.000	0	0	0	0.0	0	2	0	0	0	3	7.0
Gardner-Webb	11/11/2024		08:50	1-3	.333	1-3	.333	0-0	.000	0	1	1	0.3	1	0	0	0	0	3	5.7
West Virginia	11/15/2024		13:38	1-4	.250	0-2	.000	4-4	1.000	0	3	3	1.0	4	2	1	0	0	6	5.8
VMI	11/18/2024		18:25	3-7	.429	1-5	.200	0-0	.000	0	3	3	1.4	1	1	0	0	1	7	6.0
vs LSU	11/22/2024		20:58	1-5	.200	1-5	.200	0-0	.000	1	1	2	1.5	0	0	1	0	1	3	5.5
vs Wisconsin	11/24/2024		12:35	1-1	1.000	0-0	.000	0-0	.000	0	3	3	1.7	0	0	0	0	0	2	5.0
at Ohio St.	11/29/2024		09:39	1-1	1.000	1-1	1.000	0-0	.000	1	0	1	1.6	0	0	0	0	0	3	4.8
at Mississippi St.	12/04/2024		16:54	4-8	.500	2-3	.667	2-2	1.000	2	0	2	1.7	1	0	0	0	2	12	5.6
at Virginia Tech	12/07/2024		09:31	1-4	.250	0-2	.000	0-0	.000	1	1	2	1.7	1	0	0	0	0	2	5.2
Eastern Ky.	12/11/2024		30:14	10-13	.769	6-8	.750	4-6	.667	0	1	1	1.6	0	0	0	0	1	30	7.5
Sam Houston	12/21/2024		18:13	2-5	.400	1-2	.500	5-6	.833	0	3	3	1.8	1	1	1	0	0	10	7.7
California	01/01/2025	*	37:48	5-9	.556	3-5	.600	2-3	.667	0	4	4	1.9	3	3	1	0	0	15	8.2
Stanford	01/04/2025		13:42	2-3	.667	0-0	.000	0-0	.000	0	1	1	1.9	2	0	0	0	0	4	7.9
at Duke	01/07/2025		15:05	2-5	.400	0-2	.000	2-2	1.000	0	0	0	1.7	0	0	0	0	1	6	7.8
Louisville	01/11/2025		07:02	0-1	.000	0-1	.000	0-0	.000	0	1	1	1.7	1	0	1	0	0	0	7.3
at Florida St.	01/15/2025		08:47	1-5	.200	0-1	.000	0-0	.000	0	2	2	1.7	1	0	0	0	0	2	7.0
Clemson	01/18/2025		01:35	0-0	.000	0-0	.000	0-0	.000	0	0	0	1.6	1	0	0	0	0	0	6.6
at Syracuse	01/25/2025		05:26	0-1	.000	0-0	.000	0-0	.000	0	0	0	1.5	0	0	0	0	0	0	6.3
at Wake Forest	02/01/2025		00:28	0-0	.000	0-0	.000	0-0	.000	0	0	0	1.5	0	0	0	0	0	0	6.0
Virginia	02/03/2025		05:41	0-0	.000	0-0	.000	3-3	1.000	0	0	0	1.4	0	0	0	0	0	3	5.8
at North Carolina	02/08/2025		09:06	1-2	.500	1-1	1.000	1-2	.500	0	2	2	1.4	3	0	0	1	0	4	5.7
at SMU	02/11/2025		16:09	3-8	.375	2-5	.400	4-4	1.000	0	1	1	1.4	3	3	1	0	2	12	6.0
Miami (FL)	02/15/2025	*	33:15	3-9	.333	1-5	.200	4-5	.800	1	2	3	1.5	2	4	3	1	0	11	6.2
Syracuse	02/18/2025		29:51	3-7	.429	1-4	.250	4-5	.800	0	2	2	1.5	0	0	1	1	1	11	6.4
Totals		**2**	**378:57**	**50-110**	**.455**	**23-60**	**.383**	**37-46**	**.804**	**6**	**31**	**37**	**1.5**	**26**	**19**	**11**	**4**	**10**	**160**	**6.4**

				Field Goals		3-Point		F-Throws		Rebounds									Scoring	
SEASON	TEAM	GP-GS	MIN/AVG	FG-FGA	FG%	3FG-3FGA	3FG%	FT-FTA	FT%	OFF	DEF	TOT	AVG	PF-FO	A	TO	BLK	STL	PTS	AVG
2024-25	UP	25-2	379/15.2	50-110	.455	23-60	.383	37-46	.804	6	31	37	1.5	26-0	19	11	4	10	160	6.4
TOTAL		**25-2**	**379/15.2**	**50-110**	**.455**	**23-60**	**.383**	**37-46**	**.804**	**6**	**31**	**37**	**1.5**	**26-0**	**19**	**11**	**4**	**10**	**160**	**6.4**

CAREER HIGHS

Points	30, Eastern Kentucky, 12/11/24
FG	10, Eastern Kentucky, 12/11/24
FGA	13, Eastern Kentucky, 12/11/24
3FG	6, Eastern Kentucky, 12/11/24
3FGA	8, Eastern Kentucky, 12/11/24
FT	5, Sam Houston, 12/21/24
FTA	6, 2x; last vs. Sam Houston, 12/21/24
Rebounds	4, California, 1/1/25
Off. Rebounds	2, at Mississippi State, 12/4/24
Def. Rebounds	4, California, 1/1/25
Assists	4, Miami, 2/15/25
Steals	2, 2x; last at SMU, 2/11/25
Blocks	1, 4x; last Syracuse, 2/18/25
Minutes	38, California, 1/1/25

	2024-25	Career
30+ Points	1	1
20+ Points	1	1
Double-Figure Points	8	8
3 or more Rebounds	6	6
3 or more Assists	4	4
2 or more Steals	2	2
2 or more 3PT Field Goals	4	4
Three-Point Plays	3	3
20+ Minutes	6	6
30+ Minutes	4	4

PAPA AMADOU KANTE | #4

R-FR-1L • F • 6-10 • 235
Dakar, Senegal • South Kent Prep

				Total		3-Pointers		Free throws		Rebounds										
Opponent	**Date**	**GS**	**MIN**	**FG-FGA**	**PCT**	**3FG-3FGA**	**PCT**	**FT-FTA**	**PCT**	**OFF**	**DEF**	**TOT**	**AVG**	**PF**	**A**	**TO**	**BLK**	**STL**	**PTS**	**AVG**
Radford	11/04/2024		06:03	2-4	.500	0-0	.000	0-1	.000	1	1	2	2.0	1	0	2	1	1	4	4.0
Gardner-Webb	11/11/2024		04:26	1-1	1.000	0-0	.000	0-0	.000	0	1	1	1.5	0	0	0	0	0	2	3.0
West Virginia	11/15/2024		00:48	0-0	.000	0-0	.000	0-0	.000	0	0	0	1.0	1	0	0	0	0	0	2.0
VMI	11/18/2024		05:44	2-3	.667	0-0	.000	0-2	.000	2	1	3	1.5	0	0	1	1	0	4	2.5
at Ohio St.	11/29/2024		17:18	3-4	.750	0-0	.000	6-9	.667	4	0	4	2.0	5	1	1	1	1	12	4.4
at Mississippi St.	12/04/2024		19:15	1-1	1.000	0-0	.000	0-0	.000	0	0	0	1.7	2	2	0	1	1	2	4.0
at Virginia Tech	12/07/2024		02:13	0-0	.000	0-0	.000	0-0	.000	0	0	0	1.4	1	0	0	0	0	0	3.4
Eastern Ky.	12/11/2024		08:09	2-3	.667	0-0	.000	0-0	.000	1	2	3	1.6	1	0	0	0	0	4	3.5
Sam Houston	12/21/2024		07:26	1-2	.500	0-1	.000	1-1	1.000	0	2	2	1.7	2	0	0	0	0	3	3.4
California	01/01/2025		09:35	0-0	.000	0-0	.000	3-4	.750	1	1	2	1.7	2	1	0	1	1	3	3.4
Stanford	01/04/2025		09:12	0-2	.000	0-1	.000	3-4	.750	2	0	2	1.7	2	0	1	0	0	3	3.4
Louisville	01/11/2025		02:35	1-1	1.000	0-0	.000	0-0	.000	0	1	1	1.7	0	0	0	0	0	2	3.3
at Florida St.	01/15/2025		09:30	1-2	.500	0-0	.000	0-0	.000	0	1	1	1.6	3	0	0	0	0	2	3.2
Clemson	01/18/2025		04:17	0-0	.000	0-0	.000	0-0	.000	0	0	0	1.5	1	0	0	0	0	0	2.9
at Syracuse	01/25/2025		01:41	0-1	.000	0-0	.000	0-0	.000	0	0	0	1.4	0	0	0	0	0	0	2.7
at Wake Forest	02/01/2025		08:12	1-1	1.000	0-0	.000	0-0	.000	0	0	0	1.3	1	0	0	0	1	2	2.7
Virginia	02/03/2025		15:05	1-2	.500	0-0	.000	2-3	.667	0	1	1	1.3	1	0	0	1	1	4	2.8
at SMU	02/11/2025		08:18	0-1	.000	0-0	.000	0-0	.000	1	0	1	1.3	1	0	1	0	0	0	2.6
Miami (FL)	02/15/2025		06:30	0-1	.000	0-0	.000	0-0	.000	0	1	1	1.3	2	0	1	1	0	0	2.5
Syracuse	02/18/2025		01:25	0-0	.000	0-0	.000	0-0	.000	0	0	0	1.2	0	0	0	0	0	0	2.4
Totals		**0**	**147:43**	**16-29**	**.552**	**0-2**	**.000**	**15-24**	**.625**	**12**	**12**	**24**	**1.2**	**26**	**4**	**7**	**7**	**6**	**47**	**2.4**

				Field Goals		3-Point		F-Throws		Rebounds									Scoring	
SEASON	**TEAM**	**GP-GS**	**MIN/AVG**	**FG-FGA**	**FG%**	**3FG-3FGA**	**3FG%**	**FT-FTA**	**FT%**	**OFF**	**DEF**	**TOT**	**AVG**	**PF-FO**	**A**	**TO**	**BLK**	**STL**	**PTS**	**AVG**
2024-25	UP	20-0	148/7.4	16-29	.552	0-2	.000	15-24	.625	12	12	24	1.2	26-1	4	7	7	6	47	2.4
TOTAL		**20-0**	**148/7.4**	**16-29**	**.552**	**0-2**	**.000**	**15-24**	**.625**	**12**	**12**	**24**	**1.2**	**26-1**	**4**	**7**	**7**	**6**	**47**	**2.4**

CAREER HIGHS

Points	12, at Ohio State, 11/29/24
FG	3, at Ohio State, 11/29/24
FGA	4, 2x; last at Ohio State, 11/29/24
3FG	-
3FGA	1, 2x; last Stanford, 1/4/25
FT	6, at Ohio State, 11/29/24
FTA	9, at Ohio State, 11/29/24
Rebounds	4, at Ohio State, 11/29/24
Off. Rebounds	4, at Ohio State, 11/29/24
Def. Rebounds	2, 2x; last Sam Houston, 1/1/25
Assists	2, at Mississippi State, 12/4/24
Steals	1, 6x; last Virginia, 2/3/25
Blocks	1, 7x; last Miami, 2/15/25
Minutes	19, at Mississippi State, 12/4/24

	2024-25	Career
5 or more Rebounds	-	-
2 or more Offensive Rebounds	3	3
2 or more Blocks	-	-
2 or more Steals	-	-
Three-Point Plays	3	3
Dunks	2	2

ISHMAEL LEGGETT | #5

SR-TR • G • 6-3 • 185

Prince George's County, Md. • St. John's College / Rhode Island

				Total		3-Pointers		Free throws		Rebounds										
Opponent	Date	GS	MIN	FG-FGA	PCT	3FG-3FGA	PCT	FT-FTA	PCT	OFF	DEF	TOT	AVG	PF	A	TO	BLK	STL	PTS	AVG
Radford	11/04/2024	*	29:50	9-13	.692	1-4	.250	0-1	.000	2	9	11	11.0	2	3	1	1	2	19	19.0
Murray St.	11/08/2024	*	38:18	6-10	.600	1-3	.333	6-10	.600	2	5	7	9.0	2	1	4	1	2	19	19.0
Gardner-Webb	11/11/2024	*	31:23	7-9	.778	3-4	.750	4-4	1.000	0	6	6	8.0	1	4	2	0	2	21	19.7
West Virginia	11/15/2024	*	30:18	7-13	.538	1-2	.500	0-1	.000	0	3	3	6.8	1	2	1	0	1	15	18.5
VMI	11/18/2024	*	22:35	6-9	.667	2-4	.500	0-0	.000	1	3	4	6.2	2	2	1	0	1	14	17.6
vs LSU	11/22/2024	*	40:00	6-14	.429	1-5	.200	8-9	.889	2	4	6	6.2	1	1	3	1	5	21	18.2
vs Wisconsin	11/24/2024	*	38:05	6-15	.400	0-4	.000	5-6	.833	1	7	8	6.4	4	3	0	0	0	17	18.0
at Ohio St.	11/29/2024	*	42:17	9-22	.409	1-5	.200	2-4	.500	2	8	10	6.9	5	4	2	0	2	21	18.4
at Mississippi St.	12/04/2024	*	31:49	3-14	.214	0-4	.000	0-0	.000	1	1	2	6.3	1	2	1	0	3	6	17.0
at Virginia Tech	12/07/2024	*	38:56	5-13	.385	3-9	.333	4-4	1.000	1	4	5	6.2	2	4	3	0	0	17	17.0
Eastern Ky.	12/11/2024	*	29:47	6-8	.750	0-1	.000	5-7	.714	1	5	6	6.2	3	3	2	0	2	17	17.0
Sam Houston	12/21/2024	*	30:46	8-12	.667	3-4	.750	4-5	.800	2	3	5	6.1	2	3	2	1	0	23	17.5
Stanford	01/04/2025	*	32:25	9-13	.692	0-4	.000	3-3	1.000	0	6	6	6.1	1	3	3	1	2	21	17.8
at Duke	01/07/2025	*	32:03	2-15	.133	0-4	.000	0-1	.000	0	2	2	5.8	3	3	3	0	2	4	16.8
Louisville	01/11/2025	*	38:27	5-12	.417	4-6	.667	2-2	1.000	1	2	3	5.6	3	4	2	1	2	16	16.7
at Florida St.	01/15/2025	*	35:08	4-10	.400	1-4	.250	4-4	1.000	2	4	6	5.6	3	4	4	0	1	13	16.5
Clemson	01/18/2025	*	42:24	6-14	.429	4-7	.571	2-2	1.000	2	3	5	5.6	4	4	4	1	2	18	16.6
at Syracuse	01/25/2025	*	39:22	6-11	.545	2-2	1.000	2-2	1.000	2	4	6	5.6	3	0	1	0	2	16	16.6
North Carolina	01/28/2025	*	38:20	4-12	.333	1-5	.200	6-6	1.000	0	6	6	5.6	3	3	1	1	2	15	16.5
at Wake Forest	02/01/2025	*	38:44	4-12	.333	0-1	.000	8-8	1.000	1	6	7	5.7	2	4	1	0	3	16	16.5
Virginia	02/03/2025	*	38:09	7-11	.636	1-3	.333	2-4	.500	0	6	6	5.7	3	0	2	0	1	17	16.5
at North Carolina	02/08/2025	*	34:18	3-10	.300	0-2	.000	3-4	.750	0	6	6	5.7	3	4	1	0	1	9	16.1
at SMU	02/11/2025	*	37:43	5-17	.294	0-8	.000	0-0	.000	1	5	6	5.7	1	2	3	1	2	10	15.9
Miami (FL)	02/15/2025	*	38:45	6-11	.545	2-2	1.000	7-7	1.000	2	8	10	5.9	1	5	3	1	4	21	16.1
Syracuse	02/18/2025	*	37:20	6-14	.429	3-5	.600	4-5	.800	2	5	7	6.0	2	3	4	0	0	19	16.2
Totals		**25**	**887:11**	**145-314**	**.462**	**34-102**	**.333**	**81-99**	**.818**	**28**	**121**	**149**	**6.0**	**58**	**71**	**54**	**10**	**44**	**405**	**16.2**

				Field Goals		3-Point		F-Throws		Rebounds									Scoring	
SEASON	TEAM	GP-GS	MIN/AVG	FG-FGA	FG%	3FG-3FGA	3FG%	FT-FTA	FT%	OFF	DEF	TOT	AVG	PF-FO	A	TO	BLK	STL	PTS	AVG
2020-21	URI	25-8	489/19.6	51-110	.464	16-38	.421	48-64	.750	28	38	66	2.6	44-0	22	34	2	13	166	6.6
2021-22	URI	31-31	808/26.1	85-229	.371	24-76	.316	63-92	.685	39	57	96	3.1	74-2	50	51	6	34	257	8.3
2022-23	URI	31-31	1070/34.5	157-400	.393	48-150	.320	147-174	.845	50	131	181	5.8	78-1	73	72	8	42	509	16.4
2023-24	UP	32-14	917/28.6	140-328	.427	35-102	.343	79-92	.859	54	122	176	5.5	59-1	61	41	6	41	394	12.3
2024-25	UP	25-25	887/35.5	145-314	.462	34-102	.333	81-99	.818	28	121	149	6.0	58-1	71	54	10	44	405	16.2
TOTAL FOR UP		**57-39**	**1804/31.6**	**285-642**	**.444**	**69-204**	**.338**	**160-191**	**.838**	**82**	**243**	**325**	**5.7**	**117-2**	**132**	**95**	**16**	**85**	**799**	**14.0**
TOTAL		**144-109**	**4171/29.0**	**578-1381**	**.419**	**157-468**	**.335**	**418-521**	**.802**	**199**	**469**	**668**	**4.6**	**313-5**	**277**	**252**	**32**	**174**	**1731**	**12.0**

CAREER HIGHS

Points	34, vs. Tulane, 11/22/22
FG	13, vs. Tulane, 11/22/22
FGA	23, George Washington, 2/22/23
3FG	7, vs. Tulane, 11/22/22
3FGA	10, vs. Tulane, 11/22/22
FT	14, Texas State, 11/12/22
FTA	15, Texas State, 11/12/22
Rebounds	14, St. Bonaventure, 1/11/23
Off. Rebounds	4, 8x; last vs. Wake Forest, 3/14/24
Def. Rebounds	10, St. Bonaventure, 11/10/23
Assists	5, 5x; last Miami, 2/15/25
Steals	5, 2x; last vs. LSU, 11/22/24
Blocks	2, 2x; last vs. South Carolina State, 12/16/22
Minutes	43, George Washington, 2/22/23

	2024-25	Career
20+ Point Games	6	19
30+ Point Games	-	3
Double-Figure Points	22	91
Double-Doubles	3	7
3 or more 3PT Field Goals	6	19
5 or more Rebounds	20	71
2 or more Offensive Rebounds	10	26
4 or more Assists	9	21
3 or more Steals	5	19
20+ Minutes	24	119
30+ Minutes	21	77
40+ Minutes	3	6

JALAND LOWE | #15

SO-1L • G • 6-3 • 175
Missouri City, Texas • Fort Bend Marshall



				Total		3-Pointers		Free throws		Rebounds										
Opponent	Date	GS	MIN	FG-FGA	PCT	3FG-3FGA	PCT	FT-FTA	PCT	OFF	DEF	TOT	AVG	PF	A	TO	BLK	STL	PTS	AVG
Radford	11/04/2024	*	28:35	6-11	.545	2-4	.500	7-7	1.000	2	4	6	6.0	1	6	0	0	3	21	21.0
Murray St.	11/08/2024	*	30:39	6-15	.400	2-4	.500	6-6	1.000	1	1	2	4.0	3	3	2	1	2	20	20.5
Gardner-Webb	11/11/2024	*	32:11	3-11	.273	0-3	.000	2-2	1.000	0	2	2	3.3	0	5	2	1	3	8	16.3
West Virginia	11/15/2024	*	30:39	2-11	.182	0-6	.000	4-5	.800	1	8	9	4.8	2	5	3	0	2	8	14.3
VMI	11/18/2024	*	33:09	4-8	.500	1-3	.333	2-2	1.000	0	10	10	5.8	2	10	2	1	1	11	13.6
vs LSU	11/22/2024	*	39:54	6-13	.462	4-7	.571	6-7	.857	2	6	8	6.2	4	6	4	0	3	22	15.0
vs Wisconsin	11/24/2024	*	38:29	6-17	.353	1-7	.143	2-4	.500	2	3	5	6.0	3	5	4	0	0	15	15.0
at Ohio St.	11/29/2024	*	41:60	9-20	.450	0-5	.000	10-11	.909	1	3	4	5.8	4	4	3	1	0	28	16.6
at Mississippi St.	12/04/2024	*	34:45	7-21	.333	4-9	.444	1-2	.500	1	3	4	5.6	0	3	3	0	2	19	16.9
at Virginia Tech	12/07/2024	*	39:34	6-16	.375	1-5	.200	6-6	1.000	0	5	5	5.5	1	2	3	0	4	19	17.1
Eastern Ky.	12/11/2024	*	24:40	3-8	.375	0-3	.000	5-6	.833	0	4	4	5.4	3	12	2	0	1	11	16.5
Sam Houston	12/21/2024	*	33:36	7-17	.412	3-9	.333	1-2	.500	1	2	3	5.2	2	11	3	0	1	18	16.7
California	01/01/2025	*	36:48	9-23	.391	1-5	.200	8-8	1.000	0	1	1	4.8	3	8	4	1	0	27	17.5
Stanford	01/04/2025	*	36:48	5-14	.357	2-5	.400	4-4	1.000	2	1	3	4.7	0	5	4	0	4	16	17.4
at Duke	01/07/2025	*	37:01	3-12	.250	2-4	.500	0-0	.000	1	4	5	4.7	4	4	3	0	3	8	16.7
Louisville	01/11/2025	*	36:54	5-15	.333	1-5	.200	13-13	1.000	0	2	2	4.6	3	6	4	0	1	24	17.2
at Florida St.	01/15/2025	*	38:11	6-12	.500	1-4	.250	9-10	.900	1	1	2	4.4	4	5	8	0	3	22	17.5
Clemson	01/18/2025	*	43:25	5-12	.417	1-5	.200	4-4	1.000	1	3	4	4.4	1	3	3	0	1	15	17.3
at Syracuse	01/25/2025	*	33:54	8-19	.421	0-4	.000	6-9	.667	0	2	2	4.3	3	6	1	1	1	22	17.6
North Carolina	01/28/2025	*	38:03	6-15	.400	3-6	.500	3-5	.600	0	6	6	4.4	1	7	3	0	3	18	17.6
at Wake Forest	02/01/2025	*	38:20	4-14	.286	1-4	.250	5-5	1.000	1	4	5	4.4	3	2	3	0	0	14	17.4
Virginia	02/03/2025	*	28:28	3-9	.333	0-2	.000	1-2	.500	0	1	1	4.2	0	4	3	0	1	7	17.0
at North Carolina	02/08/2025	*	32:19	5-15	.333	2-5	.400	3-4	.750	2	1	3	4.2	5	1	2	0	1	15	16.9
at SMU	02/11/2025	*	26:08	3-9	.333	2-5	.400	1-2	.500	2	0	2	4.1	2	5	5	0	1	9	16.5
Syracuse	02/18/2025	*	35:01	5-10	.500	1-4	.250	6-6	1.000	1	3	4	4.1	1	3	1	0	1	17	16.6
Totals		**25**	**869:30**	**132-347**	**.380**	**35-123**	**.285**	**115-132**	**.871**	**22**	**80**	**102**	**4.1**	**55**	**131**	**75**	**6**	**42**	**414**	**16.6**

				Field Goals		3-Point		F-Throws		Rebounds									Scoring	
SEASON	TEAM	GP-GS	MIN/AVG	FG-FGA	FG%	3FG-3FGA	3FG%	FT-FTA	FT%	OFF	DEF	TOT	AVG	PF-FO	A	TO	BLK	STL	PTS	AVG
2023-24	UP	33-19	877/26.6	113-291	.388	31-88	.352	59-69	.855	18	74	92	2.8	41-0	109	46	2	28	316	9.6
2024-25	UP	25-25	870/34.8	132-347	.380	35-123	.285	115-132	.871	22	80	102	4.1	55-1	131	75	6	42	414	16.6
TOTAL		**58-44**	**1746/30.1**	**245-638**	**.384**	**66-211**	**.313**	**174-201**	**.866**	**40**	**154**	**194**	**3.3**	**96-1**	**240**	**121**	**8**	**70**	**730**	**12.6**

CAREER HIGHS

Points	28, at Ohio State, 11/29/24
FG	9, 2x; last California, 1/1/25
FGA	23, California, 1/1/25
3FG	4, 2x; last at Mississippi State, 12/4/24
3FGA	9, 2x; last vs. Sam Houston, 12/21/24
FT	13, Louisville, 1/11/25
FTA	13, Louisville, 1/11/25
Rebounds	10, VMI, 11/18/24
Off. Rebounds	3, Florida State, 3/5/24
Def. Rebounds	10, VMI, 11/18/24
Assists	12, Eastern Kentucky, 12/11/24
Steals	4, 2x; last Stanford, 1/4/25
Blocks	1, 8x; last at Syracuse, 1/25/25
Minutes	43, Clemson, 1/18/25

	2024-25	Career
20+ Point Games	8	10
Double-Figure Points	20	34
Double-Figure Assists	3	4
Double Doubles	3	4
Triple Doubles	1	1
3 or more Rebounds	17	34
5 or more Rebounds	9	14
2 or more Steals	11	19
5 or more Assists	15	23
2 or more 3PT Field Goals	10	20
Three-Point Plays	9	13
30+ Minutes	20	33
40+ Minutes	2	2

GUILLERMO DIAZ GRAHAM | #25

JR-2L • F • 7-0 • 225

Canary Islands, Spain • IMG Academy Academics [Fla.]

				Total		3-Pointers		Free throws		Rebounds										
Opponent	**Date**	**GS**	**MIN**	**FG-FGA**	**PCT**	**3FG-3FGA**	**PCT**	**FT-FTA**	**PCT**	**OFF**	**DEF**	**TOT**	**AVG**	**PF**	**A**	**TO**	**BLK**	**STL**	**PTS**	**AVG**
Radford	11/04/2024	*	25:24	3-7	.429	1-3	.333	3-4	.750	3	6	9	9.0	4	2	1	2	0	10	10.0
Murray St.	11/08/2024	*	20:56	2-4	.500	1-3	.333	2-3	.667	0	5	5	7.0	4	0	0	0	0	7	8.5
Gardner-Webb	11/11/2024	*	29:17	4-11	.364	2-8	.250	0-0	.000	1	8	9	7.7	2	1	0	0	0	10	9.0
West Virginia	11/15/2024	*	24:36	4-5	.800	2-3	.667	0-0	.000	2	8	10	8.3	2	1	1	0	0	10	9.3
VMI	11/18/2024	*	23:13	5-12	.417	1-5	.200	2-2	1.000	2	4	6	7.8	3	2	0	1	2	13	10.0
vs LSU	11/22/2024	*	31:51	1-3	.333	0-2	.000	0-0	.000	2	4	6	7.5	3	3	0	4	0	2	8.7
vs Wisconsin	11/24/2024	*	25:19	3-8	.375	1-6	.167	1-1	1.000	1	6	7	7.4	3	1	1	0	0	8	8.6
at Ohio St.	11/29/2024	*	18:24	0-1	.000	0-1	.000	2-2	1.000	2	2	4	7.0	1	1	2	0	0	2	7.8
at Mississippi St.	12/04/2024	*	16:32	1-5	.200	0-4	.000	0-0	.000	1	0	1	6.3	3	0	1	0	0	2	7.1
at Virginia Tech	12/07/2024	*	31:24	3-9	.333	1-7	.143	2-2	1.000	3	4	7	6.4	3	2	4	2	0	9	7.3
Eastern Ky.	12/11/2024	*	15:34	0-4	.000	0-4	.000	0-0	.000	2	4	6	6.4	0	1	5	1	0	0	6.6
Sam Houston	12/21/2024	*	24:46	3-5	.600	2-4	.500	0-0	.000	2	3	5	6.3	4	2	3	0	2	8	6.8
California	01/01/2025	*	21:52	2-2	1.000	1-1	1.000	1-2	.500	1	3	4	6.1	4	3	1	0	0	6	6.7
Stanford	01/04/2025	*	32:36	5-8	.625	2-5	.400	0-0	.000	2	3	5	6.0	3	3	1	3	0	12	7.1
at Duke	01/07/2025	*	12:17	1-1	1.000	1-1	1.000	0-0	.000	1	3	4	5.9	3	0	0	0	0	3	6.8
Louisville	01/11/2025	*	09:48	0-1	.000	0-1	.000	0-0	.000	1	2	3	5.7	3	0	0	0	0	0	6.4
at Florida St.	01/15/2025		08:23	1-2	.500	0-1	.000	0-0	.000	1	1	2	5.5	1	0	1	0	0	2	6.1
Clemson	01/18/2025	*	34:18	3-7	.429	3-7	.429	1-2	.500	4	1	5	5.4	2	5	0	1	3	10	6.3
at Syracuse	01/25/2025	*	15:44	1-1	1.000	1-1	1.000	0-0	.000	0	3	3	5.3	1	3	0	0	0	3	6.2
North Carolina	01/28/2025		18:21	2-6	.333	1-4	.250	1-2	.500	2	2	4	5.3	1	1	1	0	0	6	6.2
at Wake Forest	02/01/2025		16:59	2-3	.667	1-1	1.000	0-0	.000	1	2	3	5.1	4	1	1	0	0	5	6.1
Virginia	02/03/2025		14:47	0-1	.000	0-1	.000	2-3	.667	0	0	0	4.9	1	0	0	1	1	2	5.9
at North Carolina	02/08/2025		22:12	2-4	.500	2-2	1.000	0-0	.000	2	3	5	4.9	3	2	1	0	0	6	5.9
at SMU	02/11/2025	*	32:01	5-9	.556	3-6	.500	2-3	.667	6	2	8	5.0	5	2	0	0	1	15	6.3
Miami (FL)	02/15/2025	*	19:48	0-3	.000	0-2	.000	0-0	.000	3	0	3	5.0	1	2	0	0	0	0	6.0
Syracuse	02/18/2025	*	25:38	2-5	.400	2-5	.400	2-2	1.000	4	4	8	5.1	3	3	1	4	1	8	6.1
Totals		**21**	**571:59**	**55-127**	**.433**	**28-88**	**.318**	**21-28**	**.750**	**49**	**83**	**132**	**5.1**	**67**	**41**	**25**	**19**	**10**	**159**	**6.1**

				Field Goals		3-Point		F-Throws		Rebounds									Scoring	
SEASON	**TEAM**	**GP-GS**	**MIN/AVG**	**FG-FGA**	**FG%**	**3FG-3FGA**	**3FG%**	**FT-FTA**	**FT%**	**OFF**	**DEF**	**TOT**	**AVG**	**PF-FO**	**A**	**TO**	**BLK**	**STL**	**PTS**	**AVG**
2022-23	UP	33-3	396/12.0	38-85	.447	7-27	.259	34-50	.680	45	62	107	3.2	60-2	23	21	26	18	117	3.5
2023-24	UP	33-7	590/17.9	79-161	.491	32-79	.405	31-52	.596	51	79	130	3.9	84-1	36	33	28	27	221	6.7
2024-25	UP	26-21	572/22.0	55-127	.433	28-88	.318	21-28	.750	49	83	132	5.1	67-1	41	25	19	10	159	6.1
TOTAL		**92-31**	**1558/16.9**	**172-373**	**.461**	**67-194**	**.345**	**86-130**	**.662**	**145**	**224**	**369**	**4.0**	**211-4**	**100**	**79**	**73**	**55**	**497**	**5.4**

CAREER HIGHS

Points	23, Jacksonville, 11/17/23
FG	8, Jacksonville, 11/17/23
FGA	12, VMI, 11/18/24
3FG	3, 4x; last at SMU, 2/11/25
3FGA	8, Gardner-Webb, 11/11/24
FT	6, 2x; last vs. Jacksonville, 11/17/23
FTA	9, Jacksonville, 11/17/23
Rebounds	10, 2x; last vs. West Virginia, 11/15/24
Off. Rebounds	6, 2x; last at SMU, 2/11/25
Def. Rebounds	8, 2x; last vs. West Virginia, 11/15/24
Assists	5, Clemson, 1/18/25
Steals	5, Duke, 1/9/24
Blocks	5, vs. Louisville, 2/7/23
Minutes	37, vs. Mississippi State, 3/14/23

	2024-25	Career
Double-Figure Points	7	17
Double-Figure Rebounds	1	2
Double-Doubles	1	2
5 or more Rebounds	15	39
2 or more Blocks	5	19
2 or more Steals	3	14
2 or more Assists	12	25
20+ Minutes	15	28
30+ Minutes	5	8
Dunks	9	32



JORGE DIAZ GRAHAM | #31

JR-2L • F • 6-11 • 215

Canary Islands, Spain • IMG Academy Academics [Fla.]

				Total		3-Pointers		Free throws		Rebounds										
Opponent	**Date**	**GS**	**MIN**	**FG-FGA**	**PCT**	**3FG-3FGA**	**PCT**	**FT-FTA**	**PCT**	**OFF**	**DEF**	**TOT**	**AVG**	**PF**	**A**	**TO**	**BLK**	**STL**	**PTS**	**AVG**
Radford	11/04/2024		11:20	1-1	1.000	1-1	1.000	0-0	.000	0	2	2	2.0	2	0	0	0	2	3	3.0
Murray St.	11/08/2024		02:15	0-1	.000	0-1	.000	0-0	.000	0	0	0	1.0	0	0	0	0	0	0	1.5
Gardner-Webb	11/11/2024		08:38	1-3	.333	0-2	.000	0-0	.000	1	0	1	1.0	0	0	0	0	0	2	1.7
West Virginia	11/15/2024		07:53	0-1	.000	0-1	.000	0-0	.000	0	0	0	0.8	2	1	0	0	0	0	1.3
VMI	11/18/2024		08:11	4-4	1.000	4-4	1.000	0-0	.000	0	1	1	0.8	0	1	1	0	0	12	3.4
vs LSU	11/22/2024		00:06	0-0	.000	0-0	.000	0-0	.000	0	0	0	0.7	0	0	0	0	0	0	2.8
vs Wisconsin	11/24/2024		05:21	0-1	.000	0-1	.000	0-0	.000	0	0	0	0.6	0	0	0	0	0	0	2.4
at Ohio St.	11/29/2024		00:01	0-0	.000	0-0	.000	0-0	.000	0	0	0	0.5	0	0	0	0	0	0	2.1
at Mississippi St.	12/04/2024		06:09	1-2	.500	0-0	.000	3-3	1.000	2	0	2	0.7	0	0	0	0	0	5	2.4
at Virginia Tech	12/07/2024		03:46	0-2	.000	0-2	.000	0-0	.000	0	0	0	0.6	0	0	0	0	1	0	2.2
Eastern Ky.	12/11/2024		05:21	2-2	1.000	2-2	1.000	0-0	.000	0	1	1	0.6	0	0	0	0	1	6	2.5
Sam Houston	12/21/2024		07:28	1-1	1.000	1-1	1.000	0-0	.000	0	0	0	0.6	1	1	0	0	0	3	2.6
California	01/01/2025		09:45	1-2	.500	1-2	.500	3-3	1.000	0	0	0	0.5	1	0	0	0	0	6	2.8
Stanford	01/04/2025		15:17	2-2	1.000	2-2	1.000	0-0	.000	0	3	3	0.7	1	0	0	1	0	6	3.1
at Duke	01/07/2025		06:48	1-1	1.000	1-1	1.000	0-0	.000	1	0	1	0.7	1	0	0	1	1	3	3.1
Louisville	01/11/2025		01:25	1-2	.500	0-1	.000	0-0	.000	0	1	1	0.8	0	0	0	0	0	2	3.0
at Florida St.	01/15/2025		18:07	5-7	.714	4-5	.800	3-4	.750	1	0	1	0.8	2	0	0	1	1	17	3.8
Clemson	01/18/2025		03:37	0-0	.000	0-0	.000	0-0	.000	0	0	0	0.7	0	0	0	0	0	0	3.6
at Syracuse	01/25/2025		06:44	2-3	.667	0-1	.000	0-0	.000	2	0	2	0.8	0	0	0	0	0	4	3.6
North Carolina	01/28/2025		03:52	0-0	.000	0-0	.000	0-0	.000	0	0	0	0.8	0	0	0	0	0	0	3.5
at Wake Forest	02/01/2025		09:32	0-0	.000	0-0	.000	0-0	.000	0	0	0	0.7	0	1	0	0	0	0	3.3
Virginia	02/03/2025		22:17	3-7	.429	3-6	.500	0-0	.000	1	3	4	0.9	1	0	1	1	1	9	3.5
at North Carolina	02/08/2025		01:54	0-1	.000	0-1	.000	0-0	.000	0	0	0	0.8	0	0	0	0	0	0	3.4
at SMU	02/11/2025		11:04	0-3	.000	0-2	.000	1-2	.500	1	1	2	0.9	1	0	0	0	0	1	3.3
Miami (FL)	02/15/2025		02:59	0-1	.000	0-1	.000	0-0	.000	0	0	0	0.8	0	0	0	0	0	0	3.2
Syracuse	02/18/2025		02:21	0-0	.000	0-0	.000	0-0	.000	0	0	0	0.8	0	0	0	0	0	0	3.0
Totals		**0**	**182:11**	**25-47**	**.532**	**19-37**	**.514**	**10-12**	**.833**	**9**	**12**	**21**	**0.8**	**12**	**4**	**2**	**4**	**7**	**79**	**3.0**

				Field Goals		3-Point		F-Throws		Rebounds									Scoring	
SEASON	**TEAM**	**GP-GS**	**MIN/AVG**	**FG-FGA**	**FG%**	**3FG-3FGA**	**3FG%**	**FT-FTA**	**FT%**	**OFF**	**DEF**	**TOT**	**AVG**	**PF-FO**	**A**	**TO**	**BLK**	**STL**	**PTS**	**AVG**
2022-23	UP	31-1	282/9.1	23-70	.329	12-34	.353	33-44	.750	18	50	68	2.2	31-0	13	10	15	15	91	2.9
2023-24	UP	16-0	168/10.5	16-44	.364	9-31	.290	15-19	.789	16	24	40	2.5	14-0	12	11	5	7	56	3.5
2024-25	UP	26-0	182/7.0	25-47	.532	19-37	.514	10-12	.833	9	12	21	0.8	12-0	4	2	4	7	79	3.0
TOTAL		**73-1**	**632/8.7**	**64-161**	**.398**	**40-102**	**.392**	**58-75**	**.773**	**43**	**86**	**129**	**1.8**	**57-0**	**29**	**23**	**24**	**29**	**226**	**3.1**

CAREER HIGHS

Points	17, at Florida State, 1/15/25
FG	5, 2x; last at Florida State, 1/15/25
FGA	7, 2x; last at Florida State, 1/15/25
3FG	4, 2x; last at Florida State, 1/15/25
3FGA	6, Virginia, 2/3/25
FT	6, vs. Louisville, 2/7/23
FTA	7, 2x; last at Syracuse, 12/20/22
Rebounds	8, Alabama State, 11/20/22
Off. Rebounds	4, North Carolina, 1/2/24
Def. Rebounds	6, 2x; last at West Virginia, 12/6/23
Assists	3, 2x; last vs. South Carolina State, 12/16/23
Steals	4, vs. Michigan, 11/16/22
Blocks	4, vs. Louisville, 2/7/23
Minutes	24, 2x; last vs. Sacred Heart, 12/10/22

	2024-25	Career
Double-Figure Points	2	5
5 or more Rebounds	-	8
2 or more Blocks	-	4
2 or more Steals	1	4
2 or more 3FGs	5	8
10+ Minutes	5	20
20+ Minutes	1	7



AMSAL DELALIĆ | #52

FR • G • 6-8 • 210

Tuzla, Bosnia & Herzegovina • Borac Nektar

				Total		3-Pointers		Free throws		Rebounds										
Opponent	**Date**	**GS**	**MIN**	**FG-FGA**	**PCT**	**3FG-3FGA**	**PCT**	**FT-FTA**	**PCT**	**OFF**	**DEF**	**TOT**	**AVG**	**PF**	**A**	**TO**	**BLK**	**STL**	**PTS**	**AVG**
Gardner-Webb	11/11/2024		08:43	1-4	.250	1-3	.333	0-2	.000	1	0	1	1.0	0	2	0	0	0	3	3.0
West Virginia	11/15/2024		07:58	1-1	1.000	1-1	1.000	0-0	.000	0	3	3	2.0	1	0	2	0	0	3	3.0
VMI	11/18/2024		15:17	1-3	.333	1-3	.333	0-0	.000	0	2	2	2.0	2	4	1	1	1	3	3.0
vs Wisconsin	11/24/2024		16:21	4-4	1.000	1-1	1.000	0-0	.000	1	0	1	1.8	3	1	1	0	0	9	4.5
at Ohio St.	11/29/2024	*	37:14	2-6	.333	1-4	.250	0-0	.000	0	0	0	1.4	0	0	3	0	0	5	4.6
at Mississippi St.	12/04/2024	*	22:47	0-3	.000	0-1	.000	1-2	.500	2	4	6	2.2	0	0	2	0	0	1	4.0
at Virginia Tech	12/07/2024		06:07	1-1	1.000	0-0	.000	0-0	.000	0	0	0	1.9	0	0	0	0	0	2	3.7
Eastern Ky.	12/11/2024		19:05	2-3	.667	1-2	.500	0-0	.000	0	5	5	2.3	1	1	1	0	1	5	3.9
Sam Houston	12/21/2024		12:02	3-3	1.000	1-1	1.000	0-0	.000	1	3	4	2.4	2	2	1	0	1	7	4.2
California	01/01/2025		17:33	0-1	.000	0-0	.000	2-5	.400	1	5	6	2.8	1	1	1	0	1	2	4.0
Stanford	01/04/2025		04:58	1-1	1.000	0-0	.000	0-0	.000	0	0	0	2.5	1	0	1	0	0	2	3.8
at Syracuse	01/25/2025		05:38	0-1	.000	0-1	.000	0-0	.000	0	1	1	2.4	0	0	0	0	0	0	3.5
Virginia	02/03/2025		02:25	0-0	.000	0-0	.000	0-0	.000	0	0	0	2.2	0	0	0	0	0	0	3.2
at SMU	02/11/2025		08:57	0-2	.000	0-1	.000	2-2	1.000	2	0	2	2.2	0	0	0	0	0	2	3.1
Miami (FL)	02/15/2025		27:54	6-13	.462	2-6	.333	0-1	.000	1	1	2	2.2	3	1	0	0	1	14	3.9
Syracuse	02/18/2025		11:08	0-4	.000	0-1	.000	2-2	1.000	1	2	3	2.3	0	1	0	0	0	2	3.8
Totals		**2**	**224:08**	**22-50**	**.440**	**9-25**	**.360**	**7-14**	**.500**	**10**	**26**	**36**	**2.3**	**14**	**13**	**13**	**1**	**5**	**60**	**3.8**

				Field Goals		3-Point		F-Throws		Rebounds									Scoring	
SEASON	**TEAM**	**GP-GS**	**MIN/AVG**	**FG-FGA**	**FG%**	**3FG-3FGA**	**3FG%**	**FT-FTA**	**FT%**	**OFF**	**DEF**	**TOT**	**AVG**	**PF-FO**	**A**	**TO**	**BLK**	**STL**	**PTS**	**AVG**
2024-25	UP	16-2	224/14.0	22-50	.440	9-25	.360	7-14	.500	10	26	36	2.3	14-0	13	13	1	5	60	3.8
TOTAL		**16-2**	**224/14.0**	**22-50**	**.440**	**9-25**	**.360**	**7-14**	**.500**	**10**	**26**	**36**	**2.3**	**14-0**	**13**	**13**	**1**	**5**	**60**	**3.8**

CAREER HIGHS

Points	14, Miami, 2/15/25
FG	6, Miami, 2/15/25
FGA	13, Miami, 2/15/25
3FG	2, Miami, 2/15/25
3FGA	6, Miami, 2/15/25
FT	2, California, 1/1/25
FTA	5, California, 1/1/25
Rebounds	6, 2x; last California, 1/1/25
Off. Rebounds	2, at Mississippi State, 12/4/24
Def. Rebounds	5, 2x; last California, 1/1/25
Assists	4, VMI, 11/18/24
Steals	1, 5x; last Miami, 2/15/25
Blocks	1, VMI, 11/18/24
Minutes	37, at Ohio State, 11/29/24

	2024-25	Career
Double-Figure Points	1	1
5 or more Rebounds	3	3
3 or more Assists	1	1
20+ Minutes	3	3

ZACK AUSTIN | #55

R-SR-1L • F • 6-7 • 210
Winston-Salem, N.C. • Moravian Prep / High Point

				Total		3-Pointers		Free throws		Rebounds										
Opponent	**Date**	**GS**	**MIN**	**FG-FGA**	**PCT**	**3FG-3FGA**	**PCT**	**FT-FTA**	**PCT**	**OFF**	**DEF**	**TOT**	**AVG**	**PF**	**A**	**TO**	**BLK**	**STL**	**PTS**	**AVG**
Radford	11/04/2024		21:42	1-3	.333	1-3	.333	0-0	.000	0	1	1	1.0	1	0	0	1	0	3	3.0
Murray St.	11/08/2024		27:13	0-2	.000	0-1	.000	2-4	.500	0	8	8	4.5	0	0	0	5	1	2	2.5
Gardner-Webb	11/11/2024		23:45	3-7	.429	2-5	.400	2-2	1.000	1	4	5	4.7	3	0	2	4	2	10	5.0
West Virginia	11/15/2024		24:00	1-3	.333	1-3	.333	4-4	1.000	0	3	3	4.3	0	0	1	3	0	7	5.5
VMI	11/18/2024		17:13	2-4	.500	0-1	.000	2-2	1.000	1	3	4	4.2	2	2	1	2	0	6	5.6
vs LSU	11/22/2024		19:45	2-5	.400	1-4	.250	5-6	.833	1	1	2	3.8	3	0	1	0	1	10	6.3
vs Wisconsin	11/24/2024		29:16	3-5	.600	2-4	.500	0-0	.000	0	1	1	3.4	3	0	0	0	1	8	6.6
at Ohio St.	11/29/2024		36:49	5-10	.500	5-8	.625	1-2	.500	1	4	5	3.6	3	0	0	0	2	16	7.8
at Mississippi St.	12/04/2024		31:04	2-7	.286	2-5	.400	2-2	1.000	2	3	5	3.8	1	0	0	0	0	8	7.8
at Virginia Tech	12/07/2024	*	33:03	4-7	.571	1-3	.333	0-0	.000	1	4	5	3.9	1	0	0	0	1	9	7.9
Eastern Ky.	12/11/2024	*	30:37	6-10	.600	2-3	.667	4-4	1.000	0	4	4	3.9	0	1	0	3	0	18	8.8
Sam Houston	12/21/2024	*	30:25	8-12	.667	5-9	.556	2-2	1.000	3	2	5	4.0	4	1	0	0	0	23	10.0
California	01/01/2025	*	38:03	2-7	.286	2-5	.400	2-2	1.000	0	2	2	3.8	1	0	1	1	0	8	9.8
Stanford	01/04/2025	*	20:40	3-4	.750	1-2	.500	4-4	1.000	1	3	4	3.9	2	0	1	2	2	11	9.9
at Duke	01/07/2025	*	38:19	1-5	.200	1-4	.250	2-2	1.000	1	2	3	3.8	1	0	3	2	2	5	9.6
Louisville	01/11/2025	*	38:10	2-3	.667	2-3	.667	2-2	1.000	0	6	6	3.9	1	0	0	3	3	8	9.5
at Florida St.	01/15/2025	*	24:25	3-6	.500	2-4	.500	0-0	.000	0	5	5	4.0	4	0	0	0	2	8	9.4
Clemson	01/18/2025	*	41:46	4-13	.308	2-10	.200	0-0	.000	2	5	7	4.2	0	3	0	1	0	10	9.4
at Syracuse	01/25/2025	*	36:42	3-8	.375	2-7	.286	2-2	1.000	0	5	5	4.2	1	1	0	3	2	10	9.5
North Carolina	01/28/2025	*	38:51	5-7	.714	3-5	.600	2-2	1.000	1	2	3	4.2	2	0	0	5	0	15	9.8
at Wake Forest	02/01/2025	*	31:29	1-7	.143	1-7	.143	2-2	1.000	1	3	4	4.1	3	2	1	2	1	5	9.5
Virginia	02/03/2025	*	30:21	2-7	.286	1-5	.200	0-0	.000	1	4	5	4.2	1	0	2	0	2	5	9.3
at North Carolina	02/08/2025	*	37:16	3-6	.500	3-5	.600	0-0	.000	0	6	6	4.3	2	0	0	2	3	9	9.3
at SMU	02/11/2025	*	40:00	2-10	.200	2-8	.250	2-2	1.000	0	6	6	4.3	2	2	0	3	1	8	9.3
Miami (FL)	02/15/2025	*	37:54	3-5	.600	1-1	1.000	4-4	1.000	4	6	10	4.6	1	2	2	1	0	11	9.3
Syracuse	02/18/2025	*	37:39	8-10	.800	3-4	.750	0-1	.000	1	3	4	4.5	4	1	2	3	3	19	9.7
Totals		**17**	**816:27**	**79-173**	**.457**	**48-119**	**.403**	**46-51**	**.902**	**22**	**96**	**118**	**4.5**	**46**	**15**	**17**	**46**	**29**	**252**	**9.7**

				Field Goals		3-Point		F-Throws		Rebounds									Scoring	
SEASON	**TEAM**	**GP-GS**	**MIN/AVG**	**FG-FGA**	**FG%**	**3FG-3FGA**	**3FG%**	**FT-FTA**	**FT%**	**OFF**	**DEF**	**TOT**	**AVG**	**PF-FO**	**A**	**TO**	**BLK**	**STL**	**PTS**	**AVG**
2021-22	HP	32-32	1107/34.6	165-399	.414	67-208	.322	63-87	.724	64	193	257	8.0	52-0	49	53	69	43	460	14.4
2022-23	HP	31-26	906/29.2	149-341	.437	62-186	.333	77-98	.786	37	130	167	5.4	65-2	39	54	66	33	437	14.1
2023-24	UP	33-31	746/22.6	73-175	.417	28-95	.295	42-57	.737	41	96	137	4.2	35-0	29	13	44	32	216	6.5
2024-25	UP	26-17	816/31.4	79-173	.457	48-119	.403	46-51	.902	22	96	118	4.5	46-0	15	17	46	29	252	9.7
TOTAL FOR UP		**59-48**	**1562/26.5**	**152-348**	**.437**	**76-214**	**.355**	**88-108**	**.815**	**63**	**192**	**255**	**4.3**	**81-0**	**44**	**30**	**90**	**61**	**468**	**7.9**
TOTAL		**122-106**	**3575/29.3**	**466-1088**	**.428**	**205-608**	**.337**	**228-293**	**.778**	**164**	**515**	**679**	**5.6**	**198-2**	**132**	**137**	**225**	**137**	**1365**	**11.2**

CAREER HIGHS

Points	26, 2x; last at Radford, 1/21/23
FG	10, at Radford, 2/19/22
FGA	21, vs. Hampton, 3/2/22
3FG	5, 4x; last vs. Sam Houston, 12/21/24
3FGA	13, vs. Hampton, 3/2/22
FT	8, North Florida, 12/3/22
FTA	9, North Florida, 12/3/22
Rebounds	16, vs. Hampton, 3/2/22
Off. Rebounds	5, 2x; last vs. Hampton, 3/2/22
Def. Rebounds	11, 2x; last vs. Hampton, 3/2/22
Assists	6, Charleston Southern, 2/4/23
Steals	4, 2x; last at Louisville, 1/6/24
Blocks	7, Howard, 11/20/21
Minutes	47, Furman, 11/30/21

	2024-25	Career
20+ Point Games	1	14
Double-Figure Points	11	72
Double-Figure Rebounds	1	14
Double-Doubles	1	12
5 or more Rebounds	14	74
7 or more Rebounds	3	40
3 or more Offensive Rebounds	2	23
3 or more 3PT Field Goals	5	30
2 or more Blocks	12	60
5 or more Blocks	2	9
2 or more Steals	8	39
20+ Minutes	24	104
30+ Minutes	17	66
40+ Minutes	2	5

JEFF CAPEL | DUKE '97

Head Coach • Seventh Season at Pitt (16th overall)

Overall Record: 275-212 (.565)
Conference Record: 137-140 (.495)

BY THE NUMBERS

Team Accomplishments	
Overall record	275-212
30-win seasons	1
25-win seasons	1
20-win seasons	5
20-win/10-league win seasons	4
10-win league seasons	7

National Achievements	
NCAA Tournament appearances	4
NCAA Tournament record	6-4
Sweet Sixteen appearances	1
Earned a high seed (1-4)	1
Total postseason appearances (NIT & NCAA)	5

Conference Achievements	
Total conference titles	2
Tournament	1
Regular Season	1
Regular season W-L	137-140 (.495)
ACC	54-75
Big 12	33-43
Colonial Athletic Conference	50-22
Conference Tournament W-L	14-14
ACC	4-6
Big 12	3-5
Colonial Athletic Conference	7-3
Tournament title game appearances	2

In The Associated Press Poll	
Weeks ranked	23
Highest ranking	2 (3x)
Highest final ranking	7 (2009)
Weeks in the AP Top 10	16
Record when ranked	33-11

Honors & Awards	
National Player of the Year	1 (Blake Griffin)
All-America selections	2
Conference Coach of the Year	1 (2023)
Regional Coach of the Year	1 (2023)
Conference Player of the Year	2
Conference Rookie of the Year	2
Conference Sixth Man of the Year	2
All-Conference selections	15
Conference All-Defensive Team selections	1
Conference All-Freshman Team selections	6
Academic All-Conference	35

In The NBA Draft	
First round draft picks (as a head coach)	3
Highest draft pick	No. 1 (Blake Griffin)
Lottery picks	2
Total draft picks	7
First round draft picks (as a head coach & ast. coach)	19
Highest draft pick	No. 1 (Blake Griffin)
Lottery picks	11
Total draft picks	28

On the Recruiting Trail	
McDonald's All-Americans signed (as a head coach)	4
McDonald's All-Americans signed (as a head coach & ast. coach)	23
Top 10 recruiting classes (as a head coach & ast. coach)	6

CAPEL RECORD WHEN ...

	2024-25	at Pitt	Total
Overall	16-10	113-102	275-212
Home	12-3	76-42	177-70
Road	3-6	25-49	65-110
Neutral	1-1	12-11	33-33
Conf. Regular Season	7-8	54-75	137-140
Home	5-3	34-31	85-53
Road	2-5	20-44	52-87
Conference Tournament	-	4-6	14-14
NCAA Tournament	-	2-1	6-4
NIT	-	-	0-1
Regular Season Non-Con	9-2	53-20	118-54
Home	7-0	41-11	86-16
Road	1-1	6-5	14-21
Neutral	1-1	6-4	18-16
Leading at the half	9-2	79-16	209-38
Trailing at the half	7-8	30-84	58-170
Tied at the half	-	4-2	7-4
Shoots 60% or better	1-0	3-0	9-0
Shoots 50% or better	7-1	31-6	103-14
Shoots under 30%	-	0-5	0-8
Holds Opp. to less than 50%	13-4	101-67	259-142
Holds Opp. to less than 40%	8-0	63-11	155-21
Holds Opp. to less than 30%	1-0	9-0	24-0
Outrebounds Opp.	11-2	76-33	188-59
20 or more assists	3-0	22-0	41-0
10 or more 3FG	5-2	33-14	60-26
More made FTs than Opp.	14-3	86-41	199-60
Overtime Games	1-1	2-3	15-6
Double-overtime games	-	-	2-1
vs. Ranked Opponents (AP)	0-2	7-24	15-58
vs. Unranked Opponents	16-8	105-77	262-153
In November	7-1	33-15	56-30
In December	3-1	26-11	63-27
In January	4-4	24-30	72-56
In February	2-4	19-31	54-66
In March	-	11-15	30-33
Scores 59 points or less	0-3	6-37	15-80
Scores 60+ points	16-7	107-63	260-130
Scores 70+ points	15-5	85-30	203-53
Scores 80+ points	11-0	49-2	105-6
Scores 90+ points	5-0	17-0	39-1
Scores 100+ points	1-0	3-0	6-0

YEAR-BY-YEAR RECORDS

	Overall		Conference		Con. Tourn.		NCAA		NIT		RS Non-Conf.		Home		Road		Neutral		vs. Top-25	
Year	W-L	Pct.	W-L	Pct.	W-L	Pct.	W-L	Pct.	W-L	Pct.	W-L	Pct.	W-L	Pct.	W-L	Pct.	W-L	Pct.	W-L	Pct.
VCU																				
2002-03	18-10	.643	12-6	.667	1-1	.500	-	-	-	-	5-3	.625	12-3	.800	5-6	.455	1-1	.500	-	-
2003-04	23-8	.742	14-4	.778	3-0	1.000	0-1	.000	-	-	6-3	.667	12-3	.800	8-4	.667	3-1	.750	0-2	.000
2004-05	19-13	.594	13-5	.722	2-1	.667	-	-	0-1	.000	4-6	.444	11-4	.733	6-8	.429	2-1	.677	0-1	.000
2005-06	19-10	.655	11-7	.611	1-1	.500	-	-	-	-	7-2	.778	12-2	.857	6-7	.462	1-1	.500	-	-
Oklahoma																				
2006-07	16-15	.516	6-10	.375	1-1	.500	-	-	-	-	9-4	.692	12-4	.750	1-8	.111	3-3	.500	1-8	.111
2007-08	23-12	.657	9-7	.563	1-1	.500	1-1	.500	-	-	12-3	.800	14-3	.824	5-6	.455	4-3	.571	3-8	.273
2008-09	30-6	.833	13-3	.813	0-1	.000	3-1	.750	-	-	14-1	.933	16-1	.941	8-3	.727	6-2	.750	4-3	.571
*2009-10	13-18	.419	4-12	.250	0-1	.000	-	-	-	-	9-5	.643	11-4	.733	1-10	.091	1-4	.200	1-4	.200
2010-11	14-18	.438	5-11	.313	1-1	.500	-	-	-	-	8-6	.571	12-4	.750	1-9	.100	1-5	.167	0-8	.000
Pitt																				
2018-19	14-19	.424	3-15	.167	1-1	.500	-	-	-	-	10-3	.769	11-7	.611	0-11	.000	3-1	.750	1-7	.125
2019-20	16-17	.485	6-14	.300	1-1	.500	-	-	-	-	9-2	.818	11-7	.611	2-9	.182	3-1	.750	0-4	.000
2020-21	10-12	.455	6-10	.375	0-1	.000	-	-	-	-	4-1	.800	7-6	.539	3-5	.375	0-1	.000	1-2	.333
2021-22	11-21	.344	6-14	.300	0-1	.000	-	-	-	-	5-6	.455	8-11	.421	3-9	.250	0-1	.000	0-1	.000
2022-23	24-12	.667	14-6	.700	1-1	.500	2-1	.667	-	-	7-4	.636	14-3	.824	7-5	.583	3-4	.429	3-5	.375
2023-24	22-11	.667	12-8	.600	1-1	.500	-	-	-	-	9-2	.818	13-5	.722	7-4	.636	2-2	.500	2-3	.400
2024-25	16-10	.615	7-8	.467	-	-	-	-	-	-	9-2	.818	12-3	.800	3-6	.333	1-1	.500	0-2	.000
Career	**275-212**	**.565**	**137-140**	**.495**	**14-14**	**.500**	**6-4**	**.600**	**0-1**	**.000**	**118-54**	**.686**	**177-70**	**.717**	**65-110**	**.371**	**33-33**	**.500**	**15-58**	**.205**

* Oklahoma vacated 13 regular season wins, including four conference wins, due to use of an ineligible player during the 2009-10 season; vacated wins not included in career totals

2024-25 PITT BASKETBALL CHARTS

Overall Record: 16-10 (Home: 12-3; Road: 3-6; Neutral: 1-1)
ACC Record: 7-8 (Home: 5-3; Road: 2-5)

Date	Opponent	Time/ Result	Pitt High Scorer	Opponent High Scorer	Pitt High Rebounder	Opponent High Rebounder	Pitt High Assists	Att.
N. 4	RADFORD	W, 96-56	Lowe (21)	Three with (9)	Leggett (11)	Maclin (8)	Lowe (6)	6,579
N. 8	MURRAY STATE	W, 83-68	Lowe (20)	Harcum (15)	Corhen (10)	Applewhite (8)	Lowe (3)	7,537
N. 11	GARDNER-WEBB	W, 83-64	Leggett (21)	Simmons II (12)	G. Diaz Graham (9)	Richards (14)	Lowe & Dunn (5)	6,229
Backyard Brawl								
N. 15	WEST VIRGINIA	W, 86-62	Dunn (23)	Powell (16)	G. Diaz Graham (10)	Harris (6)	Lowe (5)	10,882
Greenbrier Tip-Off								
N. 18	VMI	W, 93-48	Leggett (14)	Holmstrom (15)	Lowe (10)	Bradley (7)	Lowe (10)	6,391
N. 22	[rv/-] + vs. LSU	W, 74-63	Lowe (22)	Reed & Miller (14)	Lowe (8)	Chest (8)	Lowe (6)	1,112#
N. 24	[rv/19] + vs. Wisconsin	L, 81-75	Leggett (17)	Tonje (33)	Leggett (8)	Crowl (9)	Lowe (5)	1,112#
N. 29	[rv/rv] at Ohio State	W, 91-90 •	Lowe (28)	Thornton (24)	Leggett (10)	Parrish (7)	Lowe & Leggett (4)	13,064
ACC/SEC Challenge								
D. 4	[18/rv] at Mississippi State	L, 90-57	Lowe (19)	Murphy (20)	Delalić (6)	Matthews (13)	Lowe (3)	9,492
D. 7	[18/-] at Virginia Tech *	W, 64-59	Lowe (19)	Lawal (16)	G. Diaz Graham (7)	Johnson (6)	Leggett (4)	8,925
D. 11	[rv/-] EASTERN KENTUCKY	W, 96-56	Cummings (30)	Kimble III (16)	Leggett & G. Diaz Graham (6)	Three with (6)	Lowe (12)	5,948
D. 21	[rv/-] SAM HOUSTON	W, 110-78	Austin & Leggett (23)	Huefner (26)	Corhen (6)	Huefner (5)	Lowe (11)	7,164
J. 1	[rv/-] CAL *	W, 86-74	Lowe (27)	Wilkinson (21)	Corhen (11)	Wilkinson (6)	Lowe (8)	7,177
J. 4	[rv/-] STANFORD *	W, 83-68	Leggett (21)	Raynaud (21)	Corhen & Leggett (6)	Raynaud & Blakes (5)	Lowe (5)	8,087
J. 7	[rv/4] at Duke *	L, 76-47	Corhen (11)	Flagg (19)	Corhen (7)	Flagg (10)	Lowe (4)	9.314#
J. 11	[rv/-] LOUISVILLE *	L, 82-78	Lowe (24)	Smith (25)	Dunn (8)	Scott (9)	Lowe (6)	9,065
J. 15	at Florida State *	L, 82-70	Lowe (22)	Watkins (26)	Corhen (9)	Ewin (13)	Lowe (5)	5,784
J. 18	[-/rv] CLEMSON *	L, 78-75 •	Leggett (18)	C. Hunter (20)	Austin (7)	Schieffelin (11)	Leggett (4)	10,584
J. 25	at Syracuse *	W, 77-73	Lowe (22)	Starling (16)	Corhen (7)	Lampkin (23)	Lowe (6)	20,585
J. 28	NORTH CAROLINA *	W, 73-65	Lowe (18)	Davis (16)	Lowe & Leggett (6)	Trimble (12)	Lowe (7)	11,277
F. 1	at Wake Forest *	L, 76-74	Dunn (24)	Hildreth (24)	Leggett (7)	Reid (6)	Leggett & Dunn (4)	10.787
F. 3	VIRGINIA *	L, 73-57	Leggett (17)	Ames (27)	Leggett (6)	Buchanan (11)	Lowe (4)	9,075
F. 8	at North Carolina *	L, 67-66	Corhen (17)	Davis (18)	Three with (6)	Trimble (7)	Dunn (5)	21,750#
F. 11	at SMU *	L, 83-63	G. Diaz Graham (15)	Yigitoglu & Oquendo (17)	G. Diaz Graham (8)	Yigitoglu (10)	Lowe (5)	5,525
F. 15	MIAMI *	W, 74-65	Leggett (21)	Kidd (16)	Austin & Leggett (10)	Kidd (15)	Leggett (5)	8,578
F. 18	SYRACUSE *	W, 80-69	Leggett & Austin (19)	Bell (23)	G. Diaz Graham (8)	Three with (6)	Three with (3)	7,260
F. 22	at Notre Dame *							
F. 25	GEORGIA TECH *							
M. 1	at Louisville *							
M. 5	at NC State *							
M. 8	BOSTON COLLEGE *							
ACC Tournament								
M. 11-15	< ACC Tournament							

+ Colonial Hall - Greenbrier Resort
< Spectrum Center
* ACC contest
[ ] Pitt/Opponent AP Rank
• Overtime
Sellout
All Game times are Eastern Time Zone
HOME GAMES IN BOLD CAPS

2024-25 ATTENDANCE FIGURES

Site	Games	Total	Average
Home	15	121,833	8,122
Away	9	105,226	11,692
Neutral	2	2,224	1,112
Total	26	229,283	8,819

PITT BY THE NUMBERS

Seasons of Men's Basketball	117th
Total Games	2,973
All-time record	1,720-1,253
All-time ACC record (regular season only)	86-133 (12th season)
NCAA Tournament Appearances	27 (last in 2023)
NIT Appearances	9 (last in 2015)
20+ Win Seasons	24 (last in 2024)
30+ Win Seasons	2 (last in 2004)
Overtime Games	112 (61-51)
Pitt 100-Point Games	46 (46-0)
Consecutive games holding opponents under .500 shooting	2
Consecutive games holding opponents under 100 points	255
Consecutive games scoring at least 70 points	2

TEAM GAME HIGHS & LOWS

		PITT	OPPONENT
Points 1st Half	High	52 vs. Sam Houston (12/21/24)	48 by Ohio State (11/29/24)
	Low	19 vs. Virginia (2/3/25)	20 by VMI (11/18/24)
Points 2nd Half	High	58 vs. Sam Houston (12/21/24)	54, 2x; last by Florida State (1/15/25)
	Low	23 at Duke (1/7/25)	20 by Eastern Kentucky (12/11/24)
Total Points	High	110 vs. Sam Houston (12/21/24)	90, 2x; last by Mississippi State (12/4/24)
	Low	47 at Duke (1/7/25)	48 by VMI (11/18/24)
FG Made	High	38 vs. Sam Houston (12/21/24)	37 by Mississippi State (12/4/24)
	Low	18, 2x; last vs. Virginia (2/3/25)	15 by VMI (11/18/24)
FG Attempted	High	67 at Ohio State (11/29/24)	70 by Eastern Kentucky (12/11/24)
	Low	43 vs. Virginia (2/3/25)	46 by Wake Forest (2/1/25)
FG Percentage	High	.611 (33-of-54) vs. Eastern Kentucky (12/11/24)	.578 (37-of-64) by Mississippi State (12/4/24)
	Low	.310 (18-of-58) at Duke (1/7/25)	.250 (15-of-60) by VMI (11/18/24)
3-Pt. FG Made	High	16 vs. Sam Houston (12/21/24)	14, 2x; last by Syracuse (2/18/25)
	Low	5 vs. Wisconsin (11/24/24)	5, 3x; last by Wisconsin (11/24/24)
3-Pt. FG Att.	High	35 at SMU (2/11/25)	35 by Louisville (1/11/25)
	Low	17, 2x; last vs. Miami (2/15/25)	15 by North Carolina (2/8/25)
3Pt. FG Pct.	High	.516 (16-of-31) vs. Sam Houston (12/21/24)	.550 (11-of-20) 2x; last by Duke (1/7/25)
	Low	.214 (6-of-28) at Virginia Tech (12/7/24)	.207 (6-of-29) by West Virginia (11/15/24)
FT Made	High	26 vs. California (1/1/25)	28 by Florida State (1/15/24)
	Low	5 at Duke (1/7/25)	3 by Eastern Kentucky (12/11/24)
FT Attempted	High	34 vs. California (1/1/25)	33 by Florida State (1/15/25)
	Low	8 at Duke (1/7/25)	5 by Eastern Kentucky (12/11/24)
FT Percentage	High	1.000, 2x; last (20-of-20) at Wake Forest (2/1/25)	.909 (20-of-22) by Wake Forest (2/1/25)
	Low	.625 (5-of-8) at Duke (1/7/25)	.467 (7-of-15) by Louisville (1/11/25)
Off. Rebounds	High	17 at SMU (2/11/25)	20 by Syracuse (1/25/25)
	Low	4 vs. Virginia (2/3/25)	3 by Wake Forest (2/1/25)
Def. Rebounds	High	37 vs. West Virginia (11/15/24)	33 by Mississippi State (12/4/24)
	Low	13 at Mississippi State (12/4/24)	14 by Stanford (1/4/25)
Total Rebounds	High	47 vs. VMI (11/18/24)	49 by Mississippi State (12/4/24)
	Low	21 vs. Virginia (2/3/25)	23 by Stanford (1/4/25)
Assists	High	25 vs. VMI (11/18/24)	21 by Ohio State (11/29/24)
	Low	5 vs. Virginia (2/3/25)	6, 3x; last by Sam Houston (12/21/24)
Blocked Shots	High	9 vs. North Carolina (1/28/25)	7 by Florida State (1/15/25)
	Low	0 vs. Wisconsin (11/24/24)	0, 4x; last by Syracuse (2/18/25)
Steals	High	11, 2x; last at Duke (1/7/25)	9, 3x; last by SMU (2/11/25)
	Low	1 vs. Wisconsin (11/24/24)	2 by Syracuse (1/25/25)
Turnovers	High	17 at Florida State (1/15/25)	17, 2x; last by Virginia Tech (12/7/24)
	Low	3 at Syracuse (1/25/25)	6, 3x; last by North Carolina (2/8/25)
Personal Fouls	High	24, 2x; last at Florida State (1/15/25)	26 by Murray State (11/8/24)
	Low	11, 5x; last vs. Virginia (2/3/25)	11 by Mississippi State (12/4/24)

INDIVIDUAL GAME HIGHS & LOWS

	PITT	OPPONENT
Points	30, Brandin Cummings vs. Eastern Kentucky (12/11/24)	33, John Tonje, Wisconsin (11/24/24)
FG Made	10, Brandin Cummings vs. Eastern Kentucky (12/11/24)	11, 2x; last Dai Dai Ames, Virginia (2/3/25)
FG Attempted	23, Jaland Lowe vs. California (1/1/25)	19, John Tonje, Wisconsin (11/24/24)
3-Pt. FG Made	6, Brandin Cummings vs. Eastern Kentucky (12/11/24)	7, 2x; last Chris Bell, Syracuse (2/18/25)
3-Pt. FG Attempted	10, Zack Austin vs. Clemson (1/18/25)	12, Chris Bell, Syracuse (2/18/25)
FT Made	13, Jaland Lowe vs. Louisville (1/11/25)	11, Jamir Watkins, Florida State (1/15/25)
FT Attempted	13, Jaland Lowe vs. Louisville (1/11/25)	12, 3x; last Jamir Watkins, Florida State (1/15/25)
Rebounds	11, 2x; last Cameron Corhen vs. California (1/1/25)	23, Eddie Lampkin, Syracuse (1/25/25)
Offensive Rebounds	6, Guillermo Diaz Graham at SMU (2/11/25)	8, Eddie Lampkin, Syracuse (1/25/25)
Defensive Rebounds	10, Jaland Lowe vs. VMI (11/18/24)	15, Eddie Lampkin, Syracuse (1/25/25)
Assists	12, Jaland Lowe vs. Eastern Kentucky (12/11/24)	10, Bruce Thornton, Ohio State (11/29/24)
Turnovers	8, Jaland Lowe at Florida State (1/15/25)	6, Jordan Sears, LSU (11/22/24)
Blocked Shots	5, 2x; last Zack Austin vs. North Carolina (1/28/25)	4, Taylor Bol Bowen, Florida State (1/15/25)
Steals	5, Ishmael Leggett vs. LSU (11/22/24)	4, 2x; last Chucky Hepburn, Louisville (1/11/25)
Minutes	43:25, Jaland Lowe vs. Clemson (1/18/25)	45:00, Bruce Thornton, Ohio State (11/29/24)

GAME-BY-GAME COMPARISON

Opponent	1st Half	2nd Half (OT)	Final	FG	FG PCT	3FG	3FG PCT	FT	FT PCT	REB	ASTS	TO	BLKS	STLS	FOULS
RADFORD	45-27	51-29	96-56	36-65/18-58	.554/.310	8-23/5-19	.348/.263	16-21/15-20	.762/.750	42/34	18/7	8/14	8/3	11/4	18/21
MURRAY STATE	41-39	42-29	83-68	27-53/24-55	.509/.436	8-19/6-21	.421/.286	21-33/14-21	.636/.667	36/31	9/10	9/13	7/2	8/8	17/26
GARDNER-WEBB	38-23	45-41	83-64	31-66/25-63	.470/.397	9-30/7-17	.300/.412	12-15/7-13	.800/.538	40/40	18/8	9/17	6/5	10/4	13/16
WEST VIRGINIA	44-22	42-40	86-62	28-58/24-62	.483/.387	10-27/6-29	.370/.207	20-27/8-15	.741/.533	45/33	13/10	11/8	3/5	3/6	14/22
VMI	39-20	54-28	93-48	35-64/15-60	.547/.250	12-28/6-24	.429/.250	11-14/12-18	.786/.667	47/31	25/6	8/15	7/3	10/3	18/15
vs. LSU	27-28	47-35	74-63	24-54/22-59	.444/.373	7-24/5-21	.292/.238	19-22/14-20	.864/.700	36/35	13/9	13/15	6/1	10/5	20/20
vs. [19/25] Wisconsin	34-27	41-54	75-81	30-60/29-60	.500/.483	5-23/5-20	.217/.250	10-13/18-22	.769/.818	29/33	11/12	8/6	0/0	1/3	19/16
at [rv/rv] Ohio State	39-48	38-29 (14-13)	91-90	30-67/30-58	.448/.517	8-24/11-20	.333/.550	23-30/19-29	.767/.655	36/29	10/21	11/11	2/3	5/5	24/20
at [rv/rv] Mississippi State	25-47	32-43	57-90	20-64/37-64	.313/.578	8-26/7-21	.308/.333	9-13/9-13	.692/.692	27/49	8/18	11/14	2/6	9/8	11/11
at Virginia Tech *	28-36	36-23	64-59	23-56/23-53	.411/.434	6-28/8-25	.214/.320	12-12/5-7	1.000/.714	31/30	10/13	12/17	5/0	7/4	11/17
EASTERN KENTUCKY	39-36	57-20	96-56	33-54/23-70	.611/.329	11-23/7-28	.478/.250	19-25/3-5	.760/.600	39/33	21/6	10/13	5/2	7/6	11/19
SAM HOUSTON	52-40	58-38	110-78	38-65/30-56	.585/.536	16-31/7-23	.516/.304	18-23/11-20	.783/.550	36/24	23/6	10/12	1/0	5/6	21/18
CAL *	38-42	48-32	86-74	26-52/22-55	.500/.400	8-18/6-21	.444/.286	26-34/24-29	.765/.828	33/33	16/13	8/6	4/3	3/5	20/22
STANFORD *	38-30	45-38	83-68	31-55/18-51	.564/.353	7-19/9-28	.368/.321	14-15/23-26	.933/.885	34/23	12/15	15/11	7/4	8/9	16/17
at [4/4] Duke *	24-34	23-42	47-76	18-58/26-52	.310/.500	6-20/11-20	.300/.550	5-8/13-18	.625/.722	26/41	9/17	11/14	6/4	11/1	12/17
LOUISVILLE *	34-35	44-47	78-82	24-55/31-68	.436/.456	10-21/13-35	.476/.371	20-22/7-15	.909/.467	31/44	13/14	9/11	5/1	7/6	14/17
at Florida State *	23-28	47-54	70-82	21-56/24-56	.375/.429	8-21/6-19	.381/.316	20-22/28-33	.909/.848	31/37	10/13	17/15	1/7	9/9	24/18
[rv/rv] CLEMSON *	30-40	36-26 (9-12)	75-78	28-62/27-53	.452/.509	11-34/14-27	.324/.519	8-10/14-27	.800/.714	30/32	17/16	9/13	4/2	8/5	13/12
at Syracuse *	32-33	45-40	77-73	28-61/27-67	.459/.403	6-18/11-32	.333/.344	15-21/8-13	.714/.615	31/48	12/15	3/11	6/1	6/2	14/18
NORTH CAROLINA *	42-44	31-21	73-65	24-55/26-59	.436/.441	9-26/7-24	.346/.292	16-20/6-9	.800/.667	28/38	12/15	6/14	9/2	8/3	11/19
at Wake Forest *	36-34	38-42	74-76	24-56/24-46	.429/.522	6-18/8-19	.333/.421	20-20/20-22	1.000/.909	28/27	14/12	8/11	2/5	7/7	20/16
VIRGINIA *	19-34	38-39	57-73	18-43/28-50	.419/.560	6-20/10-22	.300/.455	15-21/7-11	.714/.636	21/33	5/20	10/11	3/2	8/8	11/17
at North Carolina *	32-35	34-32	66-67	22-52/26-54	.423/.481	8-17/7-15	.471/.467	14-18/8-15	.778/.533	33/27	13/15	9/6	4/4	5/4	17/16
at SMU *	27-43	36-40	63-83	21-66/29-52	.318/.558	9-35/10-20	.257/.500	12-15/15-23	.800/.652	35/40	16/18	12/15	4/3	9/9	20/18
MIAMI *	32-30	42-35	74-65	25-58/23-57	.431/.404	6-17/8-26	.353/.308	18-24/11-13	.750/.846	40/33	15/16	9/10	5/3	6/4	13/18
SYRACUSE *	34-41	46-28	80-69	26-54/23-60	.481/.383	10-23/14-33	.435/.424	18-24/9-11	.750/.818	34/34	12/15	12/14	8/0	8/7	13/21
at Notre Dame *															
GEORGIA TECH *															
at Louisville *															
at NC State *															
BOSTON COLLEGE *															

[ ] AP / Coaches Poll Ranking

GAME-BY-GAME SPECIALTY STATS

	Points in the Paint		Points Off Turnovers		2nd Chance Points		Fast Break Points		Bench Scoring	
Opponent	Pitt	Opp	Pitt	Opp	Pitt	Opp	Pitt	Opp	Pitt	Opp
RADFORD	50	16	21	10	10	6	24	1	23	27
MURRAY STATE	30	28	20	4	8	11	12	11	5	21
GARDNER-WEBB	38	32	19	8	7	15	19	8	20	24
WEST VIRGINIA	32	34	12	12	8	4	6	8	16	36
VMI	40	18	20	5	11	18	27	0	32	18
vs. LSU	30	34	11	12	10	11	8	11	13	27
vs. [19/25] Wisconsin	44	46	11	10	4	11	6	11	19	10
at [rv/rv] Ohio State	36	34	18	17	20	14	4	4	31	17
at [rv/rv] Mississippi State	14	52	4	15	12	24	2	11	27	36
at Virginia Tech *	28	26	17	10	6	11	6	6	4	10
EASTERN KENTUCKY	44	28	14	13	8	18	26	3	45	12
SAM HOUSTON	42	32	17	15	18	7	20	6	23	22
CAL *	26	26	8	10	5	17	2	13	11	28
STANFORD *	40	10	8	15	12	9	4	5	15	29
at [4/4] Duke *	20	28	10	20	11	5	7	9	16	6
LOUISVILLE *	26	36	10	13	7	22	20	15	19	7
at Florida State *	20	26	20	10	9	10	5	12	23	8
[rv/rv] CLEMSON *	30	16	17	10	25	15	7	11	7	13
at Syracuse *	38	30	10	4	16	16	13	10	14	24
NORTH CAROLINA *	24	34	22	4	10	8	16	11	6	13
at Wake Forest *	24	22	6	9	14	5	10	11	7	9
VIRGINIA *	18	28	16	12	5	9	2	6	18	17
at North Carolina *	24	32	6	13	3	8	0	5	10	12
at SMU *	18	38	12	18	8	11	12	16	15	26
MIAMI *	34	20	13	7	17	6	10	15	14	16
SYRACUSE *	28	14	17	11	14	8	11	6	13	28
at Notre Dame *										
GEORGIA TECH *										
at Louisville *										
at NC State *										
BOSTON COLLEGE *										

[ ] AP / Coaches Poll Ranking

GAME-BY-GAME CHART

Opponent	Jersey	Tip	Largest Pitt Lead	Largest Pitt Deficit	No. of Ties	No. of Lead Changes	Pitt Led For	Opp Led For	Game Tied For	Pitt's First Sub
RADFORD	White	Radford	40	0	2	0	36:27	0:00	3:33	Austin
MURRAY STATE	White	Pitt	16	3	5	8	33:34	2:55	3:31	Austin
GARDNER-WEBB	White	Pitt	27	0	0	0	39:20	0:00	0:40	Austin
WEST VIRGINIA	White	Pitt	31	0	2	0	39:17	0:00	0:43	Austin
VMI	White	Pitt	47	0	0	0	39:43	0:00	0:17	Austin
vs. LSU	White	Pitt	13	1	3	2	37:14	0:42	2:04	Austin
vs. [19/25] Wisconsin	White	Wisconsin	14	7	5	8	26:47	10:23	2:50	Austin
at [rv/rv] Ohio State	Blue	Ohio State	5	12	3	11	7:29	35:27	2:04	Austin
at [rv/rv] Mississippi State	Gold	Miss. State	0	35	0	0	0:00	39:24	0:36	Austin
at Virginia Tech *	Blue	Virginia Tech	5	8	6	5	2:45	30:57	6:08	Cummings
EASTERN KENTUCKY	White	Pitt	40	3	3	3	31:36	5:00	3:24	Cummings
SAM HOUSTON	White	Pitt	35	0	0	0	39:26	0:00	0:34	Cummings
CAL *	White	Cal	17	16	3	3	18:04	20:08	1:48	Delalić
STANFORD *	White	Pitt	21	9	3	4	26:07	9:54	3:59	Cummings
at [4/4] Duke *	Blue	Pitt	1	29	1	4	1:54	37:22	0:42	Dunn
LOUISVILLE *	White	Pitt	8	6	4	10	12:48	22:43	4:29	Dunn
at Florida State *	Black	Pitt	2	16	3	2	0:27	34:00	5:33	G. Diaz Graham
[rv/rv] CLEMSON *	Blue	Pitt	5	14	5	7	11:48	28:10	5:02	Dunn, Amadou Kante
at Syracuse *	Blue	Pitt	9	9	6	6	19:42	17:28	1:50	Dunn
NORTH CAROLINA *	Black	UNC	8	10	1	11	9:56	28:40	1:24	G. Diaz Graham
at Wake Forest *	Blue	Wake Forest	5	9	5	6	4:23	31:26	5:11	G. Diaz Graham
VIRGINIA *	White	Pitt	3	21	0	1	3:01	35:48	1:11	G. Diaz Graham
at North Carolina *	Blue	Pitt	3	11	11	13	6:43	27:26	5:51	G. Diaz Graham
at SMU *	Blue	SMU	0	23	0	1	0:00	39:23	0:37	Amadou Kante
MIAMI *	Gold	Miami	12	8	3	4	21:43	13:18	4:59	Amadou Kante
SYRACUSE *	White	Pitt	14	16	2	1	9:28	27:20	3:13	Cummings
at Notre Dame *										
GEORGIA TECH *										
at Louisville *										
at NC State *										
BOSTON COLLEGE *										

[ ] AP / Coaches Poll Ranking

PLAYER SEASON & CAREER HIGHS

0 - Amdy Ndiaye

	2024-25	CAREER
Pts	2 vs. Radford (11/4/24)	same
Rebs	3 vs. Radford (11/4/24)	same
Asts	-	-
Blks	-	-
Stls	1 vs. Gardner-Webb (11/11/24)	same
Mins	6 vs. Eastern Kentucky (12/11/24)	same

1 - Damian Dunn

	2024-25	CAREER
Pts	24 at Wake Forest (2/1/25)	38 vs. Vanderbilt (11/15/22)
Rebs	8 vs. Louisville (1/11/25)	9 vs. South Florida (3/6/22)
Asts	5, 2x; last at North Carolina (2/8/25)	8 at Memphis (2/12/23)
Blks	1 vs. North Carolina (1/28/25)	2 vs. Villanova (11/11/22)
Stls	3 vs. VMI (11/18/24)	3, 2x; last vs. VMI (11/18/24)
Mins	36 vs. Murray State (11/8/24)	43 vs. Wagner (11/7/22)

2 - Cameron Corhen

	2024-25	CAREER
Pts	19 vs. California (1/1/25)	25 at Pitt (3/5/24)
Rebs	11 vs. California (1/1/25)	12 vs. Georgia Tech (3/7/23)
Asts	3 vs. LSU (11/22/24)	3, 3x; last vs. LSU (11/22/24)
Blks	3, 2x; last at Duke (1/7/25)	same
Stls	2, 5x; last vs. Syracuse (2/18/25)	3, 2x; last vs. Boston College (2/18/23)
Mins	37, 2x; last at Syracuse (1/25/25)	same

3 - Brandin Cummings

	2024-25	CAREER
Pts	30 vs. Eastern Kentucky (12/11/24)	same
Rebs	4 vs. California (1/1/25)	same
Asts	4 vs. Miami (2/15/25)	same
Blks	1, 4x; last vs. Syracuse (2/18/25)	same
Stls	2, 2x; last at SMU (2/11/25)	same
Mins	38 vs. California (1/1/25)	same

4 - Papa Amadou Kante

	2024-25	CAREER
Pts	12 at Ohio State (11/29/24)	same
Rebs	4 at Ohio State (11/29/24)	same
Asts	2 at Mississippi State (12/4/24)	same
Blks	1, 7x; last vs. Miami (2/15/25)	same
Stls	1, 5x; last vs. Virginia (2/3/25)	same
Mins	19 at Mississippi State (12/4/24)	same

5 - Ishmael Leggett

	2024-25	CAREER
Pts	23 vs. Sam Houston (12/21/24)	34, vs. Tulane (11/22/22)
Rebs	11 vs. Radford (11/4/24)	14, vs. St. Bonaventure (1/11/23)
Asts	5 vs. Miami (2/15/25)	5, 5x; last vs. Miami (2/15/24)
Blks	1, 8x; last vs. Miami (2/15/25)	2, 2x; last vs. South Carolina St. (12/16/23)
Stls	5 vs. LSU (11/22/24)	5, 2x; last vs. LSU (11/22/24)
Mins	42, 2x; last vs. Clemson (1/18/25)	43 vs. George Washington

11 - Marlon Barnes, Jr.

	2024-25	CAREER
Pts	-	-
Rebs	1, 2x; last vs. Stanford (1/4/25)	same
Asts	1, 2x; last vs. Eastern Kentucky (12/11/24)	same
Blks	-	-
Stls	-	-
Mins	3 vs. Radford (11/4/24)	same

15 - Jaland Lowe

	2024-25	CAREER
Pts	28 at Ohio State (11/29/24)	same
Rebs	10 vs. VMI (11/18/24)	same
Asts	12 vs. Eastern Kentucky (12/11/24)	same
Blks	1, 6x; last at Syracuse (1/25/25)	1, 8x; last at Syracuse (1/25/25)
Stls	4, 2x; last vs. Stanford (1/4/25)	same
Mins	43 vs. Clemson (1/18/25)	same

25 - Guillermo Diaz Graham

	2024-25	CAREER
Pts	15 at SMU (2/11/25)	23 vs. Jacksonville (11/17/23)
Rebs	10 vs. West Virginia (11/15/24)	10, 2x; last vs. West Virginia (11/15/24)
Asts	5 vs. Clemson (1/18/25)	same
Blks	4, 2x; last vs. Syracuse (2/18/25)	5 vs. Louisville (2/7/23)
Stls	3 vs. Clemson (1/18/25)	5 vs. Duke (1/9/24)
Mins	34 vs. Clemson (1/18/25)	37 vs. Mississippi State (3/14/23)

31 - Jorge Diaz Graham

	2024-25	CAREER
Pts	17 at Florida State (1/15/25)	same
Rebs	4 vs. Virginia (2/3/25)	8 vs. Alabama State (11/20/22)
Asts	1, 4x; last at Wake Forest (2/1/25)	3 vs. South Carolina St. (12/16/23)
Blks	1, 4x; last vs. Virginia (2/3/25)	4 vs. Louisville (2/7/23)
Stls	2 vs. Radford (11/4/24)	4 vs. Michigan (11/16/22)
Mins	22 vs. Virginia (2/3/25)	25 vs. FDU (11/22/22)

52 - Amsal Delalić

	2024-25	CAREER
Pts	14 vs. Miami (2/15/25)	same
Rebs	6, 2x; last vs. California (1/1/25)	same
Asts	4 vs. VMI (11/18/24)	same
Blks	1 vs. VMI (11/18/24)	same
Stls	1, 5x; last vs. Miami (2/15/25)	same
Mins	37 at Ohio State (11/29/24)	same

55 - Zack Austin

	2024-25	CAREER
Pts	23 vs. Sam Houston (12/21/24)	26, 2x; last at Radford (1/21/23)
Rebs	10 vs. Miami (2/15/25)	16 vs. Hampton (3/2/22)
Asts	3 vs. Clemson (1/18/25)	6 vs. Charleston Southern (2/4/23)
Blks	5, 2x; last vs. North Carolina (1/28/25)	7 vs. Howard (11/20/21)
Stls	3, 3x; last vs. Syracuse (2/18/25)	4, 2x; last at Louisville (1/6/24)
Mins	42 vs. Clemson (1/18/25)	47 vs. Furman (11/30/21)

THE LAST TIME IT HAPPENED ...

TEAM

Pitt Was Ranked (AP Poll)

No. 1	Feb. 23, 2009
Top 5 (2-5)	No. 4 on March 14, 2011
Top 10 (6-10)	No. 6 on Dec. 27, 2010
Top 25 (11-25)	No. 18 on Dec. 2, 2024

Pitt Played a Ranked Opponent (AP Poll)

No. 1	at Louisville on Dec. 6, 2019
Top 5	vs. No. 4 Duke on Jan. 7, 2025
Top 10	at No. 7 Duke on Jan. 20, 2024
Top 25	vs. No. 19 Wisconsin on Nov. 24, 2024

Pitt Defeated a Ranked Opponent (AP Poll)

No. 1	vs. Connecticut (70-60) on March 7, 2009
Top 5	vs. No. 3 Syracuse (74-66) on Jan. 17, 2011
Top 10	vs. No. 7 Duke (80-76) on Jan. 20, 2024
Top 25	at No. 21 Virginia (74-63) on Feb. 13, 2024

Pitt Lost To a Ranked Opponent (AP Poll)

No. 1	at Louisville (64-46) on Dec. 6, 2019
Top 5	vs. No. 4 Duke (76-47) on Jan. 7, 2025
Top 10	vs. No. 8 North Carolina (70-57) on Jan. 2, 2024
Top 25	vs. No. 19 Wisconsin (81-75) on Nov. 24, 2024

Pitt Faced No. 1 (AP Poll)

Home	vs. Virginia (L, 66-37) on Feb. 24, 2018
Road	at Louisville (64-46) on Dec. 6, 2019
Neutral	vs. Florida (L, 61-45) on March 22, 2014

100 Points by a Team

By Pitt	110, vs. Sam Houston (12/21/24)
By Opponent	106, Louisville (1/24/17)

40+ Point Win

By Pitt	40 [96-56], vs. Eastern Kentucky (12/11/24)
By Opponent	55 [106-51], vs. Louisville (1/24/17)

30-39 Point Win

By Pitt	32 [110-78], vs. Sam Houston (12/21/24)
By Opponent	33 [90-57], at Mississippi State (12/4/24)

20-29 Point Win

By Pitt	24 [86-62], vs. West Virginia (11/15/24)
By Opponent	20 [83-63], at SMU (2/11/25)

Overtime Game

Pitt Win	91-90, at Ohio State (11/29/24)
Pitt Loss	78-75, vs. Clemson (1/18/25)

Double Overtime Game

Pitt Win	93-90, vs Eastern Michigan (11/11/16)
Pitt Loss	95-89, vs. Oklahoma State (12/21/06)

Triple Overtime Game

Pitt Win	98-95, vs. West Virginia (2/12/10)
Pitt Loss	74-73, at George Washington (1/10/76)

Won The Game In The Final Seconds

By Pitt	Zack Austin three-pointer with 0.4 seconds remaining in 91-90 overtime win at Ohio State
By Opponent	Tyrin Lawrence two free throws with 1.1 seconds remaining give Vanderbilt a 75-74 win

Five or More Players in Double-Digit Scoring

By Pitt	5, vs. Miami (2/15/25)
By Opponent	5, Syracuse (1/25/25)

Made 40-49 Field Goals

By Pitt	40, vs. NC A&T (11/6/23)
By Opponent	41, UCLA (2/2/91)

Made Fewer Than 20 Field Goals

By Pitt	18, vs. Virginia (2/3/25)
By Opponent	18, Stanford (1/4/25)

Had 70-79 Field Goal Attempts

By Pitt	72, vs. Jacksonville (11/17/23)
By Opponent	70, Eastern Kentucky (12/11/24)

Had 80-89 Field Goal Attempts

By Pitt	83, vs. Wake Forest (2/16/16)
By Opponent	89, Villanova (3/4/98)

Had 90-99 Field Goal Attempts

By Pitt	92, vs. Houston Baptist (11/9/07)
By Opponent	95, West Virginia (1/18/67)

Had 35 or Fewer Field Goal Attempts

By Pitt	35, vs. Cincinnati (12/17/13)
By Opponent	34, Notre Dame (3/11/10)

Shot Over 60 Percent From The Field

By Pitt	.611 [33-of-54], vs. Eastern Kentucky (12/11/24)
By Opponent	.600 [31-of-51], Wake Forest (2/20/24)

Shot Over 70 Percent From The Field

By Pitt	.717 [33-of-46], at DePaul (3/9/13)
By Opponent	.700 [42-of-60], Syracuse (2/4/89)

Shot Less Than 30 Percent From The Field

By Pitt	.290 [18-of-62] at Wake Forest (2/20/24)
By Opponent	.250 [15-of-60], VMI (11/18/24)

Made 10+ Three-Point Field Goals

By Pitt	10, vs. Syracuse (1/28/25)
By Opponent	14, Syracuse (2/18/25)

Made 15+ Three-Point Field Goals

By Pitt	16, vs. Sam Houston (12/21/24)
By Opponent	15, Wake Forest (2/2/22)

Made 0 Three-Point Field Goals

By Pitt	at Georgia Tech (3/5/16)
By Opponent	Louisville (2/11/15)

Had 30+ Three-Point Field Goal Attempts

By Pitt	35 at SMU (2/11/25)
By Opponent	33, Syracuse (2/18/25)

Shot Over 60 Percent From The Three-Point Line

By Pitt	.636 [14-of-22], at Northwestern (11/28/22)
By Opponent	.632 [12-of-19], Syracuse (3/14/13)

Shot Over 70 Percent From The Three-Point Line

By Pitt	.727 [8-of-11], vs. Connecticut (3/10/11)
By Opponent	.700 [7-of-10], Georgetown (1/20/10)

Shot Over 80 Percent From The Three-Point Line

By Pitt	.833 [5-of-6], vs. Providence (2/11/90)
By Opponent	-

Shot Less Than 20 Percent From Three-Point Line

By Pitt	.192 [5-of-26] vs. Syracuse (1/16/24)
By Opponent	.150 [3-of-20], Virginia Tech (2/24/24)

Made 30-39 Free Throws

By Pitt	38, vs Florida State (1/14/19)
By Opponent	33, Wichita State (3/21/13)

Made 40+ Free Throws

By Pitt	42, vs. Oklahoma (1/15/89)
By Opponent	42, St. John's (3/9/95)

Made 5 Or Fewer Free Throws

By Pitt	5, at Duke (1/7/25)
By Opponent	3, Eastern Kentucky (12/11/24)

Had 40-49 Free Throw Attempts

By Pitt	46, vs. Florida State (1/14/19)
By Opponent	40, Florida State (2/18/18)

Had 50+ Free Throw Attempts

By Pitt	50, vs. Seton Hall (2/8/97)
By Opponent	-

Shot Over 90 Percent From The Foul Line

By Pitt	1.000 [20-of-20], at Wake Forest (2/1/25)
By Opponent	.909 [20-of-22], Wake Forest (2/1/25)

Shot 100 Percent From The Foul Line

By Pitt	20-of-20, at Wake Forest (2/1/25)
By Opponent	10-of-10, Canisius (12/9/23)

Had 50-59 Rebounds

By Pitt	54, vs. Purdue Fort Wayne (12/20/23)
By Opponent	51, North Carolina (1/2/24)

Had 60+ Rebounds

By Pitt	60, vs. VMI (12/6/11)
By Opponent	74, West Virginia (2/12/64)

Five Players Fouled Out

By Pitt	vs. Villanova (2/7/86)
By Opponent	Seton Hall (2/9/85)

Had 20-29 Assists

By Pitt	23, vs. Sam Houston (12/21/24)
By Opponent	20, Virginia (2/3/25)

Had 30+ Assists

By Pitt	30, vs. Virginia Tech (1/31/16)
By Opponent	31, UCLA (2/2/91)

Had 10+ Blocked Shots

By Pitt	13 vs. Louisville (2/7/23)
By Opponent	12, Vanderbilt (12/7/22)

Had 15+ Steals

By Pitt	15, vs. Binghamton (12/20/19)
By Opponent	17, West Virginia (11/12/21)

Had 20+ Turnovers

By Pitt	20, vs. Miami (2/22/22)
By Opponent	22, Georgia Tech (2/8/20)

Had 30+ Turnovers

By Pitt	32, at West Virginia (11/12/21)
By Opponent	31, Carnegie Mellon (12/16/96)

Committed 10 Or Fewer Turnovers

By Pitt	9, vs. Miami (2/15/25)
By Opponent	10, Miami (2/15/25)

THE LAST TIME IT HAPPENED ...

INDIVIDUAL

30-39 Points by a Player
By Pitt 30, Brandin Cummings vs. Eastern Kentucky (12/11/24)
By Opp. 30, Quinten Post, Boston College (3/2/24)

40+ Points by a Player
By Pitt 41, Blake Hinson vs. Louisville (2/17/24)
By Opp. 41, T.J. Warren, NC State (3/3/14)

Two Players Scored 30 or More Points
By Pitt Jamel Artis (30) and Michael Young (30) vs. Marshall (12/28/16)
By Opp. Kenny Anderson (32) and Dennis Scott (30), Georgia Tech (12/28/89)

Two Players Scored 20 or More Points
By Pitt Zack Austin (23) and Ishmael Leggett (23) vs. Sam Houston (12/21/24)
By Opp. Quinn Slazinski (22) and Jesse Edwards (20), West Virginia (12/6/23)

Three Players Scored 20 or More Points
By Pitt Justin Champagnie (24), Xavier Johnson (23) and Ithiel Horton (20) vs. Syracuse (1/16/21)
By Opp. CJ Burks (25), Stevie Browning (22) and Ryan Taylor (22), Marshall (12/28/16)

10+ Field Goals Made by a Player
By Pitt 10, Brandin Cummings vs. Eastern Kentucky (12/11/24)
By Opp. 11, Dai Dai Ames, Virginia (2/3/25)

15+ Field Goals Made by a Player
By Pitt 15, Jamel Artis at Louisville (1/11/17)
By Opp. 16, T.J. Warren, NC State (3/3/14)

20-29 Field Goal Attempts by a Player
By Pitt 23, Jaland Lowe vs. California (1/1/25)
By Opp. 22, Quinten Post, Bosotn College (3/2/24)

Player Shot 1.000 With 5+ Field Goal Attempts
By Pitt 7-of-7, Cameron Corhen vs. Clemson (1/18/25)
By Opp. 6-of-6, Dallas Walton, Wake Forest (2/2/22)

Player Shot .800 With 10+ Field Goal Attempts
By Pitt 8-of-10 (.800), Zack Austin vs. Syracuse (2/18/25)
By Opp. 8-of-10 [800], KeShawn Murphy, Miss. State (12/4/24)

Player Shot .900 With 10+ Field Goal Attempts
By Pitt 9-of-10 [.900], Talib Zanna at Clemson (1/21/14)
By Opp. 11-of-12 [917], Kyle Filipowski, Duke (1/9/24)

5+ 3pt Field Goals Made by a Player
By Pitt 5, Zack Austin vs. Sam Houston (12/21/24)
By Opp. 7, Chris Bell, Syracuse (2/18/25)

10+ 3pt Field Goal Attempts by a Player
By Pitt 10, Zack Austin vs. Clemson (1/18/25)
By Opp. 12, Chris Bell, Syracuse (2/18/25)

Player Shot .800 With 5+ 3pt Field Goal Attempts
By Pitt .800 [4-of-5], Jorge Diaz Graham at Florida State (1/15/25)
By Opp. .800 [4-of-5], Joey Baker, Michigan (11/16/22)

10+ Free Throws Made by a Player
By Pitt 13, Jaland Lowe vs. Louisville (1/11/25)
By Opp. 11, Jamir Watkins, Florida State (1/15/25)

15+ Free Throws Made by a Player
By Pitt 15, John Hugley vs. Boston College (1/8/22)
By Opp. 16, Michael Sweetney, Georgetown (1/19/02)

10+ Free Throws Attempted by a Player
By Pitt 10, Jaland Lowe at Florida State (1/15/25)
By Opp. 12, Jamir Watkins, Florida State (1/15/25)

15+ Free Throws Attempted by a Player
By Pitt 15, John Hugley vs. NC State (2/12/22)
By Opp. 15, Qadir Copeland, Syracuse (12/30/23)

Player Shot 1.000 With 10+ Free Throw Attempts
By Pitt 13-of-13, Jaland Lowe vs. Louisville (1/11/25)
By Opp. 10-of-10, John Tonje, Wisconsin (11/24/24)

10+ Rebounds by a Player
By Pitt 10, Ishmael Leggett vs. Miami (2/15/25)
10, Zack Austin vs. Miami (2/15/25)
By Opp. 15, Lynn Kidd, Miami (2/15/25)

15+ Rebounds by a Player
By Pitt 18, John Hugley vs. Syracuse (1/25/21)
By Opp. 15, Lynn Kidd, Miami (2/15/25)

20+ Rebounds by a Player
By Pitt 21, Justin Champagnie vs. Gardner-Webb (12/12/20)
By Opp. 23, Eddie Lampkin, Syracuse (1/25/25)

Two Players with 10 or More Rebounds
By Pitt Zack Austin (10) and Ishmael Leggett (10) vs. Miami (2/15/25)
By Opp. Cameron Matthews (13) and Michael Nwoko (11) Mississippi State (12/4/24)

5+ Offensive Rebounds by a Player
By Pitt 6, Guillermo Diaz Graham at SMU (2/11/25)
By Opp. 5, Lynn Kidd, Miami (2/15/25)

10+ Defensive Rebounds by a Player
By Pitt 10, Jaland Lowe vs. VMI (11/18/24)
By Opp. 10, Lynn Kidd, Miami (2/15/25)

10+ Assists by a Player
By Pitt 11, Jaland Lowe vs. Sam Houston (12/21/24)
By Opp. 10, Bruce Thornton, Ohio State (11/29/24)

5+ Blocked Shots by a Player
By Pitt 5, Zack Austin vs. North Carolina (1/28/25)
By Opp. 5, Ryan Dunn, Virginia (2/13/24)

5+ Steals by a Player
By Pitt 5, Ishmael Leggett vs. LSU (11/22/24)
By Opp. 6, Ja'von Franklin, Georgia Tech (3/8/23)

Double-Double by a Player
By Pitt 21/10, Ishmael Leggett vs. Miami (2/15/25)
11/10, Zack Austin vs. Miami (2/15/25)
By Opp. 16/15, Lynn Kidd, Miami (2/15/25)

Two Players with Double-Doubles in a Game
By Pitt 21/10, Ishmael Leggett vs. Miami (2/15/25)
11/10, Zack Austin vs. Miami (2/15/25)
By Opp. 15/12, Ian Schieffelin, Clemson (2/27/24)
15/10, PJ Hall, Clemson (2/27/24)

20 - 20 Games (Points - Rebounds)
By Pitt 24/21, Justin Champagnie vs. Gardner-Webb (12/12/20)
By Opp. 42/20, Bruce King, Iowa (12/30/76)

20 - 10 Game (Points - Rebounds)
By Pitt 21/10, Ishmael Leggett vs. Miami (2/15/25)
By Opp. 26/10, Kyle Filipowski, Duke (1/9/24)

20 - 10 Game (Points - Assists)
By Pitt 21/10, Xavier Johnson vs. Louisville (1/9/19)
By Opp. 24/10, Bruce Thornton, Ohio State (11/29/24)

30 - 10 Game (Points - Rebounds)
By Pitt 32/13, John Hugley vs. Boston College (1/8/22)
By Opp. 30/12, Quinten Post, Boston College (3/2/24)

Triple-Double by a Player^
By Pitt 11/10/10, Jaland Lowe vs. VMI (11/18/24)
By Opp. 14/10/11, Mike Griffin, Syracuse (2/27/01)

*Double-doubles are points and rebounds unless otherwise indicated
^Triple-doubles are points, rebounds, and assists

PITT MISCELLANEOUS STATISTICS

Games as Leading Scorer

Jaland Lowe	11
Ishmael Leggett	9
Damian Dunn	2
Cameron Corhen	2
Zack Austin	2
Guillermo Diaz Graham	1
Brandin Cummings	1

Games as Leading Rebounder

Ishmael Leggett	10
Cameron Corhen	7
Guillermo Diaz Graham	6
Jaland Lowe	3
Zack Austin	3
Damian Dunn	2
Amsal Delalić	1

Games Leading in Assists

Jaland Lowe	21
Ishmael Leggett	6
Damian Dunn	3
Guillermo Diaz Graham	1

30+ Point Scoring Games

Brandin Cummings	1

20+ Point Scoring Games

Jaland Lowe	8
Ishmael Leggett	6
Damian Dunn	2
Zack Austin	1
Brandin Cummings	1

Double-Figure Scoring Games

Ishmael Leggett	22
Jaland Lowe	20
Cameron Corhen	16
Zack Austin	11
Damian Dunn	8
Brandin Cummings	8
Guillermo Diaz Graham	7
Jorge Diaz Graham	2
Amsal Delalić	1
Papa Amadou Kante	1

Double-Figure Rebound Games

Ishmael Leggett	3
Cameron Corhen	2
Zack Austin	1
Guillermo Diaz Graham	1
Jaland Lowe	1

Double-Figure Assist Games

Jaland Lowe	3

Double-Doubles

Jaland Lowe	3
Ishmael Leggett	3
Cameron Corhen	2
Guillermo Diaz Graham	1
Zack Austin	1

Triple-Doubles

Jaland Lowe	1

Pitt's First Substitution

Zack Austin	9
Guillermo Diaz Graham	5
Brandin Cummings	5
Damian Dunn	4
Papa Amadou Kante	3
Amsal Delalić	1

Offensive Fouls Drawn

Opponent	23
Pitt	23
Damian Dunn	6
Ishmael Leggett	5
Jaland Lowe	4
Zack Austin	3
Cameron Corhen	2
Amsal Delalić	1
Guillermo Diaz Graham	1
Brandin Cummings	1

Jump Balls Controlled

Opponent	11
Pitt	17
Cameron Corhen	17

Four-Point Plays

Opponent	3
Pitt	0

Three-Point Plays

Opponent	20
Pitt	36
Cameron Corhen	9
Jaland Lowe	8
Ishmael Leggett	7
Damian Dunn	3
Papa Amadou Kante	3
Brandin Cummings	3
Guillermo Diaz Graham	2
Jorge Diaz Graham	1

Dunks

Opponent	50
Pitt	69
Cameron Corhen	39
Zack Austin	15
Guillermo Diaz Graham	9
Brandin Cummings	3
Ishmael Leggett	2
Papa Amadou Kante	1

Technical Fouls / Flagrant 1s

Opponent	8
Pitt	9
Damian Dunn	2
Cameron Corhen	2
Bench	1
Zack Austin	1
Jaland Lowe	1
Papa Amadou Kante	1
Brandin Cummings	1

Largest Halftime Lead
22 (44-22) vs. West Virginia (11/15/24)

Largest Halftime Deficit
22 (25-47) at Mississippi State (12/4/24)

Largest Halftime Deficit Overcome to Win
9 (39-48) at Ohio State

Largest Deficit Overcome to Win
16 (39-23 - 1st; 4:22) vs. California
16 (22-6 - 1st; 10:54) vs. Syracuse

Largest Pitt Lead
47 (93-46) vs. VMI (11/18/24)

Largest Pitt Deficit
35 (79-44 - 2nd; 5:39) at Mississippi State (12/4/24)

Largest Pitt Win
45 (93-48) vs. VMI (11/18/24)

Largest Pitt Defeat
33 vs. Mississippi State (12/4/24)

Most Consecutive Points Scored
23 vs. Eastern Kentucky (12/11/24)

Most Consecutive Points Allowed
18 at Duke (1/7/25)

Longest Winning Streak
6 (11/4/24-11/22/24)

Longest Losing Streak
4, 2x; (1/7/25-1/18/25) & (2/1/25-2/11/25)

Largest Home Crowd
11,277 vs. North Carolina (1/28/25)

Largest Road Crowd
21, 750 at North Carolina - Dean E. Smith Center (2/8/25)

Largest Neutral Crowd
1,112, 2x; last vs. Wisconsin - Greenbrier Resort(11/24/24)

PITT'S 2024-25 RECORD WHEN ...

Plays at home	12-3
Plays on the road	3-6
Plays at neutral site	1-1
Record vs. the ACC (regular season)	7-8
Record against non-conference	9-2
Wins the game before	11-4
Loses the game before	4-6
Leads at half	9-2
Trails at half	7-8
Tied at half	0-0
Plays an overtime game	0-0
Shoots 50% or better	7-1
Shoots less than 50%	9-9
Opp. shoots 50% or less	14-5
Shoots better than opp.	13-1
Shoots worse than opp.	3-9
Shoots same as opp.	0-0
Has more FTs made than opp.	14-3
Has equal FTs made	0-2
Has less FTs made than opp.	2-5
Outrebounds opp.	11-2
Is outrebounded	2-8
Has equal rebounds	3-0
Has more TOs than opp.	3-3
Has equal or less TOs than opp.	13-7
Scores more/equal bench pts.	4-5
Scores less bench pts.	12-5
Plays a ranked opp. (AP)	0-2
Makes 7+ 3-Pt. shots	13-6
Makes 10+ 3-Pt. shots	5-1
No Pitt player fouls out	12-8
1+ Pitt player fouls out	4-2
Has 15+ assists	7-2
Has 20+ assists	3-0
Wears white uniforms	11-3
Wears gold uniforms	1-1
Wears blue uniforms	3-5
Wears black uniforms	1-1
Plays in tournaments	2-1
Plays on television	9-10
Plays in November	7-1
Plays in December	3-1
Plays in January	4-4
Plays in February	2-4
Plays in March	0-0
Plays during the day	7-3
Plays at night	9-7
Plays on Sunday	0-1
Plays on Monday	3-1
Plays on Tuesday	2-2
Plays on Wednesday	2-2
Plays on Thursday	0-0
Plays on Friday	4-0
Plays on Saturday	5-4
Margin is 5 pts. or less	3-4
Margin is 10 pts. or less	5-5
Margin is between 11-20	6-3
Margin is more than 20	5-2
Has a 20-pt. scorer	12-3
Has a 30-pt. scorer	1-0
Scores 59 points or less	0-3
Scores 60+ points	16-7
Scores 70+ points	15-5
Scores 80+ points	11-0
Scores 90+ points	5-0
Scores 100+ points	1-0

BY STARTING LINEUP

Lowe, Leggett, Dunn, G. Diaz Graham, Corhen	6-1
Lowe, Leggett, Austin, G. Diaz Graham, Corhen	6-4
Lowe, Leggett, Dunn, Austin, Corhen	1-4
Lowe, Leggett, Delalić G. Diaz Graham, Corhen	1-1
Cummings, Leggett, Austin, G. Diaz Graham, Corhen	1-0
Lowe, Cummings, Austin, G. Diaz Graham, Corhen	1-0

PITT BASKETBALL IN THE AP POLL

The Pitt basketball program has held a prominent spot in the national basketball scene and the final national rankings are just one area to measure the Panthers success in that span. Pitt has finished in the Associated Press top 25 in nine times since the 2001-02 season, including four times concluding the year ranked in the top 10 in the nation.

- Pitt has been ranked in the top 25 of the AP Poll at some point in 16 of the past 23 seasons.
- Pitt concluded the 2002-03, 2008-09, and 2010-11 seasons ranked No. 4 in the AP Poll.
- Pitt claimed its first No. 1 ranking in the AP Poll during the 2008-09 season.
- The Panthers have been ranked in the AP top 25 a total of 262 weeks.
- Pitt has been ranked in the top 10 of the AP Poll 117 times.
- The Panthers spent the entire 2008-09 season ranked in the top 10 of the AP Poll, including 17 weeks in the top 5 and three weeks ranked No. 1 overall.

AP POLL RECORDS

ALL-TIME RECORD - RANKED

Rk	W-L	Pct.
1	3-2	.600
2	11-6	.647
3	24-4	.857
4	36-7	.837
5	25-2	.926
6	17-4	.810
7	17-6	.739
8	8-5	.615
9	13-9	.591
10	15-3	.833
11	14-5	.737
12	11-4	.733
13	18-6	.750
14	11-2	.846
15	14-4	.778
16	11-7	.611
17	26-8	.765
18	13-10	.565
19	4-2	.667
20	14-6	.700
21	3-2	.600
22	17-11	.607
23	6-1	.857
24	8-3	.727
25	4-5	.444
Total	343-124	.734

ALL-TIME RECORD - VS. RANKED

Rk	W-L	Pct.
1	2-18	.100
2	3-11	.214
3	5-15	.250
4	6-11	.353
5	8-9	.471
6	3-11	.214
7	3-5	.375
8	4-12	.250
9	8-11	.421
10	3-12	.200
11	7-21	.250
12	8-14	.364
13	7-8	.467
14	2-17	.105
15	8-12	.400
16	3-11	.214
17	5-10	.333
18	2-15	.118
19	6-12	.333
20	10-8	.556
21	1-11	.083
22	1-3	.250
23	4-5	.444
24	2-7	.222
25	7-5	.583
Total	117-276	.298

PITT IN THE AP POLL

Total Polls Ranked	262
Top 10 Rankings	117
Longest Consecutive Polls Ranked	60
Current Streak	1

Years Ranked

Total Years	25
Consecutive Years	13
Current Streak	1

Final Poll

Total Polls	12
Top 10	5
High Rank	4

No. 1 Ranking

Total Rankings	3
Most No. 1 Weeks in Succession	2

Weeks Ranked By Ranking

First Ranked: Dec. 16, 1958 (No. 18)
Last Ranked: Dec. 2, 2024 (No. 18)

Rank	Weeks
No. 1	3
No. 2	11
No. 3	16
No. 4	21
No. 5	15
No. 6	12
No. 7	12
No. 8	7
No. 9	13
No. 10	10
No. 11	10
No. 12	9
No. 13	10
No. 14	8
No. 15	10
No. 16	13
No. 17	18
No. 18	12
No. 19	3
No. 20	12
No. 21	3
No. 22	14
No. 23	6
No. 24	8
No. 25	5

2024-25 BOX SCORES

Official Basketball Box Score - Final

Radford at Pitt

11/04/24 Petersen Events Center, Pittsburgh
2024-25 Men's Basketball

Game Time: 7:00 PM
Game Duration: 0:58
Attendance: 6,579

Officials: Ted Valentine, Ron Tyburski, Italo Araujo

Radford - 56 Record: 0-2

NO.	Name		Min	FG M-A	3P M-A	FT M-A	Rebounds OR	DR	TOT	Fouls PF	FD	TP	AS	TO	ST	Blocks BS	BA	+/-
6	Isaiah Gaines	F	09:04	1-2	0-0	0-0	3	0	3	3	0	2	0	0	0	0	0	-9
23	TJ NeSmith	F	14:16	3-3	0-0	3-4	0	1	1	2	2	9	0	2	0	1	0	-23
0	Brandon Maclin	G	30:28	2-7	2-2	3-4	2	6	8	3	4	9	2	5	3	1	0	-24
10	Tony Felder	G	11:09	0-1	0-0	2-2	0	0	0	3	1	2	2	1	0	0	0	-7
11	Jarvis Moss	G	30:02	3-12	1-8	0-0	0	0	0	0	0	7	0	1	0	0	2	-30
5	Josiah Harris		15:16	0-3	0-0	2-2	0	4	4	5	2	2	0	1	0	0	1	1
54	Ibu Yamazaki		25:22	2-6	1-4	2-2	1	2	3	3	2	7	0	0	0	0	0	-23
4	Truth Harris		13:04	0-4	0-1	2-2	1	1	2	0	1	2	1	2	0	0	1	-28
2	Chace Davis		11:02	1-4	1-3	0-0	0	1	1	1	0	3	0	1	0	0	0	-9
7	Jonas Sirtautas		06:21	1-2	0-1	0-1	2	1	3	0	1	2	0	0	0	0	0	-11
34	Xavier Foster		09:02	1-3	0-0	0-0	0	2	2	0	0	2	0	0	1	1	1	-11
1	Zion Walker		23:24	4-11	0-0	1-3	0	2	2	1	5	9	2	1	0	0	3	-22
3	Brennan Chatman		01:30	0-0	0-0	0-0	0	0	0	0	0	0	0	0	0	0	0	-4
Team							3	2	5			0		0				
Totals				18-58	5-19	15-20	12	22	34	21	18	56	7	14	4	3	8	-40

Technical Fouls::NONE

Shooting By Period		
1st FG%	9-27	33.3%
3PT%	2-11	18.2%
FT%	7-11	63.6%
2nd FG%	9-31	29.0%
3PT%	3-8	37.5%
FT%	8-9	88.9%
GM FG%	18-58	31.0%
3PT%	5-19	26.3%
FT%	15-20	75.0%

Dead Ball Rebounds: 2, 0

Pitt - 96 Record: 2-0

NO.	Name		Min	FG M-A	3P M-A	FT M-A	Rebounds OR	DR	TOT	Fouls PF	FD	TP	AS	TO	ST	Blocks BS	BA	+/-
2	Cameron Corhen	F	24:45	6-10	0-1	0-0	1	4	5	4	1	12	1	2	1	1	1	25
25	Guillermo Diaz Graham	F	25:24	3-7	1-3	3-4	3	6	9	4	4	10	2	1	0	2	0	27
1	Damian Dunn	G	20:54	3-6	1-2	4-4	0	0	0	2	6	11	2	0	1	0	1	14
5	Ishmael Leggett	G	29:50	9-13	1-4	0-1	2	9	11	2	1	19	3	1	2	1	0	40
15	Jaland Lowe	G	28:35	6-11	2-4	7-7	2	4	6	1	4	21	6	0	3	0	1	29
55	Zack Austin		21:42	1-3	1-3	0-0	0	1	1	1	0	3	0	0	0	1	0	18
3	Brandin Cummings		23:54	4-7	1-3	2-4	0	0	0	1	3	11	3	1	1	1	0	35
31	Jorge Diaz Graham		11:20	1-1	1-1	0-0	0	2	2	2	1	3	0	0	2	0	0	1
4	Papa Amadou Kante		06:03	2-4	0-0	0-1	1	1	2	1	1	4	0	2	1	1	0	-1
0	Amdy Ndiaye		04:08	1-2	0-1	0-0	1	2	3	0	0	2	0	1	0	0	0	5
11	Marlon Barnes, Jr.		03:25	0-1	0-1	0-0	0	1	1	0	0	0	1	0	0	1	0	7
Team							1	1	2			0		0				
Totals				36-65	8-23	16-21	11	31	42	18	21	96	18	8	11	8	3	40

Technical Fouls::NONE

Shooting By Period		
1st FG%	16-33	48.5%
3PT%	3-10	30.0%
FT%	10-11	90.9%
2nd FG%	20-32	62.5%
3PT%	5-13	38.5%
FT%	6-10	60%
GM FG%	36-65	55.4%
3PT%	8-23	34.8%
FT%	16-21	76.2%

Dead Ball Rebounds: 1, 0

	Rad	Pitt
Biggest lead	0 (1st 20:00)	40 (2nd 0:15)
Best Scoring Run	8(2nd 11:28)	11(2nd 4:23)
Lead Changes	0	
Times Tied	2	
Time with Lead	00:00	36:27

Points from	Rad	Pitt
Turnovers	10	21
Paint	16	50
Second Chance	6	10
Fast Breaks	1	24
Bench	27	23

Period by Period Scoring	1st	2nd	TOT
Rad	27	29	56
Pitt	45	51	96

Official Basketball Box Score - Final

Murray State at Pitt

11/08/24 Petersen Events Center, Pittsburgh
2024-25 Men's Basketball

Game Time: 7:00 PM
Game Duration: 2:09
Attendance: 7,537

Officials: Ron Groover, Jemel Spearman, Adam Flore

Murray State - 68 Record: 1-1

NO.	Name		Min	FG M-A	3P M-A	FT M-A	Rebounds OR	DR	TOT	Fouls PF	FD	TP	AS	TO	ST	Blocks BS	BA	+/-
23	Nick Ellington	F	06:13	1-2	0-0	0-0	0	1	1	2	0	2	0	1	1	0	0	-4
0	Kylen Milton	G	31:59	3-8	0-3	5-9	2	3	5	2	6	11	4	0	2	0	2	-25
7	AJ Ferguson	G	33:13	4-7	1-2	0-1	0	5	5	2	2	9	0	2	1	0	0	-24
9	Terence Harcum	G	33:31	6-14	3-9	0-1	0	3	3	5	1	15	3	1	2	0	0	-4
24	JaCobi Wood	G	33:27	4-13	2-6	0-0	0	1	1	4	0	10	1	4	0	0	4	-10
2	KyeRon Lindsay		23:52	4-7	0-0	2-2	1	0	1	4	2	10	1	1	1	1	1	7
13	Alden Applewhite		22:47	2-4	0-1	7-8	2	6	8	4	6	11	1	3	1	1	0	-16
11	Justin Morgan		14:58	0-0	0-0	0-0	0	1	1	3	0	0	0	1	0	0	0	1
Team							3	3	6			0		0				
Totals				24-55	6-21	14-21	8	23	31	26	17	68	10	13	8	2	7	-15

Technical Fouls::NONE

Shooting By Period		
1st FG%	16-29	55.2%
3PT%	2-7	28.6%
FT%	5-8	62.5%
2nd FG%	8-26	30.8%
3PT%	4-14	28.6%
FT%	9-13	69.2%
GM FG%	24-55	43.6%
3PT%	6-21	28.6%
FT%	14-21	66.7%

Dead Ball Rebounds: 3, 0

Pitt - 83 Record: 2-0

NO.	Name		Min	FG M-A	3P M-A	FT M-A	Rebounds OR	DR	TOT	Fouls PF	FD	TP	AS	TO	ST	Blocks BS	BA	+/-
2	Cameron Corhen	F	32:51	6-8	0-0	1-4	5	5	10	5	6	13	2	3	2	0	0	17
25	Guillermo Diaz Graham	F	20:56	2-4	1-3	2-3	0	5	5	4	4	7	0	0	0	0	0	5
1	Damian Dunn	G	35:37	6-11	3-5	4-6	1	1	2	3	4	19	1	0	1	0	0	18
5	Ishmael Leggett	G	38:18	6-10	1-3	6-10	2	5	7	2	6	19	1	4	2	1	0	12
15	Jaland Lowe	G	30:39	6-15	2-4	6-6	1	1	2	3	4	20	3	2	2	1	2	23
55	Zack Austin		27:13	0-2	0-1	2-4	0	8	8	0	2	2	0	0	1	5	0	11
3	Brandin Cummings		12:11	1-2	1-2	0-0	0	0	0	0	0	3	2	0	0	0	0	-7
31	Jorge Diaz Graham		02:15	0-1	0-1	0-0	0	0	0	0	0	0	0	0	0	0	0	-4
Team							0	2	2			0		0				
Totals				27-53	8-19	21-33	9	27	36	17	26	83	9	9	8	7	2	15

Technical Fouls::NONE

Shooting By Period		
1st FG%	14-24	58.3%
3PT%	4-12	33.3%
FT%	9-14	64.3%
2nd FG%	13-29	44.8%
3PT%	4-7	57.1%
FT%	12-19	63.2%
GM FG%	27-53	50.9%
3PT%	8-19	42.1%
FT%	21-33	63.6%

Dead Ball Rebounds: 6, 0

	Murray	Pitt
Biggest lead	3 (1st 1:48)	16 (2nd 0:17)
Best Scoring Run	9(1st 7:01)	14(2nd 3:08)
Lead Changes	8	
Times Tied	5	
Time with Lead	02:55	33:34

Points from	Murray	Pitt
Turnovers	4	20
Paint	28	30
Second Chance	11	8
Fast Breaks	11	12
Bench	21	5

Period by Period Scoring	1st	2nd	TOT
Murray	39	29	68
Pitt	41	42	83

Official Basketball Box Score - Final

Gardner-Webb at Pitt

11/11/24 Petersen Events Center, Pittsburgh
2024-25 Men's Basketball

Game Time: 7:00 PM
Game Duration: 1:53
Attendance: 6,229

Officials: Tony Henderson, Courtney Green, Sean Hull

Gardner-Webb - 64 Record: 1-2

NO.	Name		Min	FG M-A	3P M-A	FT M-A	Rebounds OR	DR	TOT	Fouls PF	FD	TP	AS	TO	ST	Blocks BS	BA	+/-
5	Ademide Badmus	F	11:13	2-2	1-1	0-0	0	1	1	1	0	5	1	3	0	0	0	-11
1	Anthony Selden	G	26:11	4-13	1-3	1-2	0	1	1	2	2	10	1	4	3	1	1	-15
3	Jamaine Mann	G	27:27	3-8	0-2	4-7	2	1	3	0	5	10	0	2	0	0	0	-27
8	Darryl Simmons II	G	32:19	5-11	2-4	0-0	1	1	2	1	0	12	3	2	1	0	1	-14
14	Shahar Lazar	G	09:17	1-3	1-1	0-0	0	1	1	0	0	3	0	0	0	0	2	-11
23	Colin Hawkins		16:20	1-7	1-1	0-0	0	1	1	4	0	3	0	1	0	0	1	-10
24	Isaiah Richards		27:02	2-6	0-2	2-2	4	10	14	3	3	6	2	1	0	2	1	-6
2	Brendan Mykalcio		14:31	3-5	0-0	0-0	1	2	3	3	0	6	1	2	0	0	0	8
4	Pharell Boyogueno		19:31	1-3	1-3	0-0	0	4	4	3	0	3	0	2	0	2	0	-9
11	Jacob Hudson		16:09	3-5	0-0	0-2	1	3	4	0	2	6	0	0	0	0	0	0
Team							3	2	5			0		0				
Totals				25-63	7-17	7-13	12	27	39	17	12	64	8	17	4	5	6	-19

Technical Fouls: Richards 1st 7:58

Shooting By Period		
1st FG%	9-28	32.1%
3PT%	4-9	44.4%
FT%	1-3	33.3%
2nd FG%	16-35	45.7%
3PT%	3-8	37.5%
FT%	6-10	60%
GM FG%	25-63	39.7%
3PT%	7-17	41.2%
FT%	7-13	53.8%

Dead Ball Rebounds: 1, 0

Pitt - 83 Record: 3-0

NO.	Name		Min	FG M-A	3P M-A	FT M-A	Rebounds OR	DR	TOT	Fouls PF	FD	TP	AS	TO	ST	Blocks BS	BA	+/-
2	Cameron Corhen	F	22:20	5-8	0-0	2-2	0	6	6	4	4	12	1	1	2	1	0	12
25	Guillermo Diaz Graham	F	29:17	4-11	2-8	0-0	1	8	9	2	1	10	1	0	0	0	1	16
1	Damian Dunn	G	28:51	5-9	0-2	2-3	3	1	4	1	2	12	5	2	0	0	0	19
5	Ishmael Leggett	G	31:23	7-9	3-4	4-4	0	6	6	1	5	21	4	2	2	0	0	29
15	Jaland Lowe	G	32:11	3-11	0-3	2-2	0	2	2	0	1	8	5	2	3	1	3	16
55	Zack Austin		23:45	3-7	2-5	2-2	1	4	5	3	1	10	0	2	2	4	0	17
3	Brandin Cummings		08:50	1-3	1-3	0-0	0	1	1	1	0	3	0	0	0	0	0	-6
31	Jorge Diaz Graham		08:38	1-3	0-2	0-0	1	0	1	0	0	2	0	0	0	0	0	-1
52	Amsal Delalić		08:43	1-4	1-3	0-2	1	0	1	0	2	3	2	0	0	0	1	-1
4	Papa Amadou Kante		04:26	1-1	0-0	0-0	0	1	1	0	0	2	0	0	0	0	0	-4
0	Amdy Ndiaye		01:36	0-0	0-0	0-0	0	0	0	1	0	0	0	0	1	0	0	-2
Team							3	2	5			0		0				
Totals				31-66	9-30	12-15	10	31	41	13	16	83	18	9	10	6	5	19

Technical Fouls: Corhen 1st 7:58

Shooting By Period		
1st FG%	14-31	45.2%
3PT%	3-14	21.4%
FT%	7-8	87.5%
2nd FG%	17-35	48.6%
3PT%	6-16	37.5%
FT%	5-7	71.4%
GM FG%	31-66	47.0%
3PT%	9-30	30.0%
FT%	12-15	80.0%

Dead Ball Rebounds: 1, 0

	GWU	Pitt
Biggest lead	0 (1st 20:00)	27 (2nd 3:13)
Best Scoring Run	9(2nd 0:46)	13(1st 6:34)
Lead Changes	0	
Times Tied	0	
Time with Lead	00:00	39:20

Points from	GWU	Pitt
Turnovers	8	19
Paint	32	38
Second Chance	15	7
Fast Breaks	8	19
Bench	24	20

Period by Period Scoring	1st	2nd	TOT
GWU	23	41	64
Pitt	38	45	83

Official Basketball Box Score - Final

West Virginia at Pitt

11/15/24 Petersen Events Center, Pittsburgh
2024-25 Men's Basketball

Game Time: 8:00 PM
Game Duration: 2:09
Attendance: 10,882

Officials: Bert Smith, Gregory Nixon, Brian O'Connell

West Virginia - 62 Record: 2-1

NO.	Name		Min	FG M-A	3P M-A	FT M-A	Rebounds OR	DR	TOT	Fouls PF	FD	TP	AS	TO	ST	Blocks BS	BA	+/-
13	Amani Hansberry	F	12:26	1-2	0-1	0-0	0	3	3	5	0	2	1	1	0	0	0	-10
5	Toby Okani	G	14:54	1-4	0-1	0-2	1	4	5	3	1	2	0	0	0	0	0	-19
7	Javon Small	G	29:09	5-14	1-5	1-1	0	2	2	2	3	12	2	3	2	0	1	-23
10	Sencire Harris	G	28:09	1-8	0-4	2-2	0	6	6	1	1	4	1	0	0	2	1	-12
12	Tucker DeVries	G	31:42	2-10	1-5	1-2	0	3	3	5	2	6	2	2	2	1	0	-24
0	Eduardo Andre		21:52	4-4	0-0	1-2	1	2	3	2	2	9	2	1	1	2	0	-15
11	Jonathan Powell		28:56	6-12	4-10	0-1	1	3	4	0	1	16	0	0	0	0	1	-9
1	Joseph Yesufu		13:26	1-3	0-2	2-2	0	1	1	0	1	4	0	1	0	0	0	-1
3	KJ Tenner		16:42	3-5	0-1	1-3	0	0	0	4	3	7	2	0	1	0	0	-9
8	Jake Auer		02:44	0-0	0-0	0-0	0	2	2	0	0	0	0	0	0	0	0	2
Team							2	1	3			0		0				
Totals				24-62	6-29	8-15	5	27	32	22	14	62	10	8	6	5	3	-24

Technical Fouls::NONE

Shooting By Period		
1st FG%	10-30	33.3%
3PT%	2-13	15.4%
FT%	0-2	0%
2nd FG%	14-32	43.8%
3PT%	4-16	25.0%
FT%	8-13	61.5%
GM FG%	24-62	38.7%
3PT%	6-29	20.7%
FT%	8-15	53.3%

Dead Ball Rebounds: 2, 0

Pitt - 86 Record: 4-0

NO.	Name		Min	FG M-A	3P M-A	FT M-A	Rebounds OR	DR	TOT	Fouls PF	FD	TP	AS	TO	ST	Blocks BS	BA	+/-
2	Cameron Corhen	F	29:12	5-8	1-2	3-5	2	3	5	0	5	14	0	1	0	0	0	19
25	Guillermo Diaz Graham	F	24:36	4-5	2-3	0-0	2	8	10	2	4	10	1	1	0	0	0	23
1	Damian Dunn	G	30:10	7-12	4-7	5-7	0	3	3	1	5	23	2	0	0	0	0	25
5	Ishmael Leggett	G	30:18	7-13	1-2	0-1	0	3	3	1	1	15	2	1	1	0	0	24
15	Jaland Lowe	G	30:39	2-11	0-6	4-5	1	8	9	2	4	8	5	3	2	0	4	8
55	Zack Austin		24:00	1-3	1-3	4-4	0	3	3	0	1	7	0	1	0	3	0	23
3	Brandin Cummings		13:38	1-4	0-2	4-4	0	3	3	4	2	6	2	1	0	0	1	6
31	Jorge Diaz Graham		07:53	0-1	0-1	0-0	0	0	0	2	0	0	1	0	0	0	0	-6
52	Amsal Delalić		07:58	1-1	1-1	0-0	0	3	3	1	0	3	0	2	0	0	0	-6
4	Papa Amadou Kante		00:48	0-0	0-0	0-0	0	0	0	1	0	0	0	0	0	0	0	2
11	Marlon Barnes, Jr.		00:48	0-0	0-0	0-0	0	0	0	0	0	0	0	0	0	0	0	2
Team							3	3	6			0		1				
Totals				28-58	10-27	20-26	8	37	45	14	22	86	13	11	3	3	5	24

Technical Fouls::NONE

Shooting By Period		
1st FG%	15-29	51.7%
3PT%	6-15	40.0%
FT%	8-9	88.9%
2nd FG%	13-29	44.8%
3PT%	4-12	33.3%
FT%	12-17	70.6%
GM FG%	28-58	48.3%
3PT%	10-27	37.0%
FT%	20-26	76.9%

Dead Ball Rebounds: 1, 1

	WVU	Pitt
Biggest lead	0 (1st 20:00)	31 (2nd 13:03)
Best Scoring Run	6(2nd 1:31)	9(1st 8:28)
Lead Changes	0	
Times Tied	2	
Time with Lead	00:00	39:17

Points from	WVU	Pitt
Turnovers	12	12
Paint	34	32
Second Chance	4	8
Fast Breaks	8	6
Bench	36	16

Period by Period Scoring	1st	2nd	TOT
WVU	22	40	62
Pitt	44	42	86

2024-25 BOX SCORES

Official Basketball Box Score - Final

VMI at Pitt

11/18/24 Petersen Events Center, Pittsburgh, PA

2024-25 Men's Basketball

Game Time: 7:00 PM
Game Duration: 1:57
Attendance: 6,391

Officials: A.J. Desai, Ryan Sassano, Michael Kitts

VMI - 48 Record: 4-2

NO.	Name		Min	FG M-A	3P M-A	FT M-A	Rebounds OR	DR	TOT	Fouls PF	FD	TP	AS	TO	ST	Blocks BS	BA	+/-
6	Kaden Stuckey	F	16:48	1-3	0-0	2-2	1	0	1	2	1	4	0	2	0	2	2	-18
11	Augustinas Kiudulas	F	26:37	3-7	0-1	0-0	0	3	3	3	2	6	0	2	0	0	0	-22
44	TJ Johnson	F	31:56	3-11	3-8	3-4	0	3	3	2	2	12	0	0	0	1	1	-35
1	Rickey Bradley	G	34:15	3-11	0-1	2-5	4	3	7	2	4	8	2	4	1	0	0	-39
30	Tan Yildizoglu	G	10:49	0-1	0-1	0-0	0	2	2	0	2	0	0	3	0	0	0	-15
32	Robert Peters		11:16	0-3	0-0	0-0	1	0	1	2	1	0	0	1	0	0	2	-23
0	Cal Liston		12:00	0-2	0-1	0-0	1	0	1	1	0	0	0	0	1	0	0	-9
4	Linus Holmstrom		23:43	4-12	3-8	4-5	0	3	3	1	3	15	0	0	0	0	1	-23
5	AJ Clark		16:18	1-4	0-1	1-2	1	2	3	1	2	3	3	0	0	0	0	-16
14	Walker Andrews		13:05	0-5	0-3	0-0	0	0	0	1	0	0	0	0	1	0	0	-22
23	Maurice Wright, Jr.		03:13	0-1	0-0	0-0	0	0	0	0	1	0	1	0	0	0	1	-3
Team							5	2	7			0		3				
Totals				15-60	6-24	12-18	13	18	31	15	18	48	6	15	3	3	7	-45

Technical Fouls:NONE

Shooting By Period		
1st FG%	6-31	19.4%
3PT%	2-12	16.7%
FT%	6-10	60%
2nd FG%	9-29	31.0%
3PT%	4-12	33.3%
FT%	6-8	75%
GM FG%	15-60	25.0%
3PT%	6-24	25.0%
FT%	12-18	66.7%

Dead Ball Rebounds: 3, 0

Pitt - 93 Record: 5-0

NO.	Name		Min	FG M-A	3P M-A	FT M-A	Rebounds OR	DR	TOT	Fouls PF	FD	TP	AS	TO	ST	Blocks BS	BA	+/-
2	Cameron Corhen	F	27:51	5-5	0-0	2-2	4	2	6	2	3	12	0	1	1	1	0	22
25	Guillermo Diaz Graham	F	23:13	5-12	1-5	2-2	2	4	6	3	1	13	2	0	2	1	0	40
1	Damian Dunn	G	25:05	3-9	2-3	3-4	1	2	3	3	3	11	3	0	3	0	0	32
5	Ishmael Leggett	G	22:35	6-9	2-4	0-0	1	3	4	2	1	14	2	1	1	0	1	21
15	Jaland Lowe	G	33:09	4-8	1-3	2-2	0	10	10	2	3	11	10	2	1	1	1	32
55	Zack Austin		17:13	2-4	0-1	2-2	1	3	4	2	1	6	2	1	0	2	0	14
3	Brandin Cummings		18:25	3-7	1-5	0-0	0	3	3	1	0	7	1	0	1	0	0	22
52	Amsal Delalić		15:17	1-3	1-3	0-0	0	2	2	2	2	3	4	1	1	1	0	17
31	Jorge Diaz Graham		08:11	4-4	4-4	0-0	0	1	1	0	0	12	1	1	0	0	0	15
4	Papa Amadou Kante		05:44	2-3	0-0	0-2	2	1	3	0	1	4	0	1	0	1	1	7
0	Amdy Ndiaye		01:57	0-0	0-0	0-0	0	1	1	1	0	0	0	0	0	0	0	3
11	Marlon Barnes, Jr.		01:20	0-0	0-0	0-0	0	0	0	0	0	0	0	0	0	0	0	0
Team							1	3	4			0		0				
Totals				35-64	12-28	11-14	12	35	47	18	15	93	25	8	10	7	3	45

Technical Fouls:NONE

Shooting By Period		
1st FG%	13-33	39.4%
3PT%	2-13	15.4%
FT%	11-12	91.7%
2nd FG%	22-31	71.0%
3PT%	10-15	66.7%
FT%	0-2	0%
GM FG%	35-64	54.7%
3PT%	12-28	42.9%
FT%	11-14	78.6%

Dead Ball Rebounds: 2, 0

	VMI	Pitt
Biggest lead	0 (1st 20:00)	47 (2nd 0:45)
Best Scoring Run	6(1st 7:16)	10(1st 14:46)
Lead Changes	0	
Times Tied	0	
Time with Lead	00:00	39:43

Points from	VMI	Pitt
Turnovers	5	20
Paint	18	40
Second Chance	18	11
Fast Breaks	0	27
Bench	18	32

Period by Period Scoring	1st	2nd	TOT
VMI	20	28	48
Pitt	39	54	93

Official Basketball Box Score - Final

LSU at Pittsburgh

11/22/24 Colonial Hall at The Greenbrier, White Sulphur Springs

2024-25 Men's Basketball

Game Time: 2:30 PM
Game Duration: 2:08
Attendance: 1,112

Officials: Will Howard, Tim Corner, Vladimir Voyard-Tadet

LSU - 63 Record: 4-1

NO.	Name		Min	FG M-A	3P M-A	FT M-A	Rebounds OR	DR	TOT	Fouls PF	FD	TP	AS	TO	ST	Blocks BS	BA	+/-
6	Robert Miller III	F	05:49	0-2	0-1	0-0	0	0	0	2	0	0	0	0	0	0	0	-11
9	Jalen Reed	F	29:33	6-10	1-1	1-4	2	5	7	3	3	14	0	0	0	1	2	-4
1	Jordan Sears	G	21:25	2-8	1-4	0-0	0	0	0	1	1	5	2	6	2	0	0	-4
4	Dji Bailey	G	25:59	3-6	0-3	0-0	1	1	2	3	3	6	2	1	2	0	0	-14
5	Cam Carter	G	35:25	3-12	0-5	5-7	1	4	5	4	4	11	2	2	0	0	1	-10
10	Daimion Collins		07:43	0-2	0-1	2-2	2	2	4	0	2	2	0	0	0	0	1	-5
11	Corey Chest		19:56	3-7	0-0	0-0	1	7	8	3	1	6	1	1	0	0	2	-2
0	Vyctorius Miller		22:24	3-6	2-3	6-7	2	1	3	1	5	14	0	2	1	0	0	-4
3	Curtis Givens III		20:43	1-4	0-2	0-0	1	0	1	1	0	2	2	2	0	0	0	-5
20	Derek Fountain		11:04	1-2	1-1	0-0	0	0	0	2	0	3	0	1	0	0	0	4
Team							4	1	5			0		0				
Totals				22-59	5-21	14-20	14	21	35	20	19	63	9	15	5	1	6	-11

Technical Fouls: Carter 2nd5:02

Shooting By Period		
1st FG%	10-32	31.3%
3PT%	4-16	25.0%
FT%	3-4	75%
2nd FG%	14-22	63.6%
3PT%	3-8	37.5%
FT%	16-18	88.9%
GM FG%	24-54	44.4%
3PT%	7-24	29.2%
FT%	19-22	86.4%

Dead Ball Rebounds: 4, 0

Pittsburgh - 74 Record: 6-0

NO.	Name		Min	FG M-A	3P M-A	FT M-A	Rebounds OR	DR	TOT	Fouls PF	FD	TP	AS	TO	ST	Blocks BS	BA	+/-
2	Cameron Corhen	F	35:33	7-11	0-1	0-0	2	3	5	4	1	14	3	1	0	1	0	13
25	Guillermo Diaz Graham	F	31:51	1-3	0-2	0-0	2	4	6	3	3	2	3	0	0	4	0	11
1	Damian Dunn	G	11:53	1-3	0-0	0-0	0	3	3	5	1	2	0	2	0	0	0	13
5	Ishmael Leggett	G	40:00	6-14	1-5	8-9	2	4	6	1	5	21	1	3	5	1	0	11
15	Jaland Lowe	G	39:55	6-13	4-7	6-7	2	6	8	4	6	22	6	4	3	0	1	11
55	Zack Austin		19:45	2-5	1-4	5-6	1	1	2	3	3	10	0	1	1	0	0	7
3	Brandin Cummings		20:58	1-5	1-5	0-0	1	1	2	0	0	3	0	1	1	0	0	-11
31	Jorge Diaz Graham		00:06	0-0	0-0	0-0	0	0	0	0	0	0	0	0	0	0	0	0
Team							2	2	4			0		1				
Totals				24-54	7-24	19-22	12	24	36	20	19	74	13	13	10	6	1	11

Technical Fouls: Lowe 1st0:07

Shooting By Period		
1st FG%	11-30	36.7%
3PT%	3-12	25.0%
FT%	3-5	60%
2nd FG%	11-29	37.9%
3PT%	2-9	22.2%
FT%	11-15	73.3%
GM FG%	22-59	37.3%
3PT%	5-21	23.8%
FT%	14-20	70.0%

Dead Ball Rebounds: 0, 1

	LSU	Pitt
Biggest lead	1 (1st 0:07)	13 (2nd 1:25)
Best Scoring Run	6(1st 8:28)	13(2nd 15:46)
Lead Changes	2	
Times Tied	3	
Time with Lead	00:42	37:14

Points from	LSU	Pitt
Turnovers	12	11
Paint	34	30
Second Chance	11	10
Fast Breaks	11	8
Bench	27	13

Period by Period Scoring	1st	2nd	TOT
LSU	28	35	63
Pitt	27	47	74

Official Basketball Box Score - Final

Wisconsin at Pittsburgh

11/24/24 Colonial Hall at The Greenbrier, White Sulphur Springs

2024-25 Men's Basketball

Game Time: 6:33 PM
Game Duration: 1:58
Attendance: 1,112

Officials: Earl Walton, Vladamir Voyard-Tadet, Tim Corner

Wisconsin - 81 Record: 7-0

NO.	Name		Min	FG M-A	3P M-A	FT M-A	Rebounds OR	DR	TOT	Fouls PF	FD	TP	AS	TO	ST	Blocks BS	BA	+/-
22	Steven Crowl	F	27:57	3-9	0-0	0-2	3	6	9	1	3	6	3	0	0	0	0	-1
31	Nolan Winter	F	20:00	5-7	1-3	0-0	0	3	3	2	0	11	0	0	0	0	0	2
9	John Tonje	G	37:51	11-19	1-5	10-10	3	4	7	3	5	33	1	2	0	0	0	9
11	Max Klesmit	G	33:48	1-7	1-5	4-6	0	2	2	3	4	7	5	0	0	0	0	6
25	John Blackwell	G	37:02	5-11	0-2	4-4	0	3	3	3	5	14	0	3	2	0	0	5
4	Kamari McGee		28:26	4-5	2-3	0-0	1	2	3	4	2	10	2	0	0	0	0	13
7	Carter Gilmore		01:43	0-1	0-1	0-0	0	0	0	0	0	0	0	0	0	0	0	-2
13	Xavier Amos		05:28	0-0	0-0	0-0	0	1	1	0	0	0	0	0	0	0	0	-6
33	Jack Janicki		07:45	0-1	0-1	0-0	0	1	1	0	0	0	1	1	1	0	0	4
Team							2	2	4			0		0				
Totals				29-60	5-20	18-22	9	24	33	16	19	81	12	6	3	0	0	6

Technical Fouls:NONE

Shooting By Period		
1st FG%	11-30	36.7%
3PT%	0-10	0.0%
FT%	5-8	62.5%
2nd FG%	18-30	60.0%
3PT%	5-10	50.0%
FT%	13-14	92.9%
GM FG%	29-60	48.3%
3PT%	5-20	25.0%
FT%	18-22	81.8%

Dead Ball Rebounds: 2, 2

Pittsburgh - 75 Record: 6-1

NO.	Name		Min	FG M-A	3P M-A	FT M-A	Rebounds OR	DR	TOT	Fouls PF	FD	TP	AS	TO	ST	Blocks BS	BA	+/-
2	Cameron Corhen	F	32:22	7-8	0-0	2-2	0	2	2	3	4	16	1	2	0	0	0	-4
25	Guillermo Diaz Graham	F	25:19	3-8	1-6	1-1	1	6	7	3	3	8	1	1	0	0	0	5
1	Damian Dunn	G	02:12	0-1	0-0	0-0	0	0	0	0	0	0	0	0	0	0	0	-2
5	Ishmael Leggett	G	38:05	6-15	0-4	5-6	1	7	8	4	3	17	3	0	0	0	0	-2
15	Jaland Lowe	G	38:29	6-17	1-7	2-4	2	3	5	3	5	15	5	4	0	0	0	-9
55	Zack Austin		29:16	3-5	2-4	0-0	0	1	1	3	0	8	0	0	1	0	0	-3
3	Brandin Cummings		12:35	1-1	0-0	0-0	0	3	3	0	1	2	0	0	0	0	0	-6
52	Amsal Delalić		16:21	4-4	1-1	0-0	1	0	1	3	0	9	1	1	0	0	0	-3
31	Jorge Diaz Graham		05:21	0-1	0-1	0-0	0	0	0	0	0	0	0	0	0	0	0	-6
Team							0	2	2			0		0				
Totals				30-60	5-23	10-13	5	24	29	19	16	75	11	8	1	0	0	-6

Technical Fouls:NONE

Shooting By Period		
1st FG%	15-32	46.9%
3PT%	3-10	30.0%
FT%	1-1	100%
2nd FG%	15-28	53.6%
3PT%	2-13	15.4%
FT%	9-12	75%
GM FG%	30-60	50.0%
3PT%	5-23	21.7%
FT%	10-13	76.9%

Dead Ball Rebounds: 2, 0

	WIS	Pitt
Biggest lead	7 (2nd 4:15)	14 (1st 7:29)
Best Scoring Run	8(2nd 15:47)	9(1st 15:48)
Lead Changes	8	
Times Tied	5	
Time with Lead	10:23	26:47

Points from	WIS	Pitt
Turnovers	10	11
Paint	46	44
Second Chance	11	4
Fast Breaks	11	6
Bench	10	19

Period by Period Scoring	1st	2nd	TOT
WIS	27	54	81
Pitt	34	41	75

Official Basketball Box Score - Final

Pittsburgh at Ohio State

11/29/24 Value City Arena, Columbus, Ohio

2024-25 Men's Basketball

Game Time: 2:30 PM
Game Duration: 2:31
Attendance: 13,064

Officials: Earl Walton, Brian Dorsey, Tim Corner

Pittsburgh - 91 Record: 7-1

NO.	Name		Min	FG M-A	3P M-A	FT M-A	Rebounds OR	DR	TOT	Fouls PF	FD	TP	AS	TO	ST	Blocks BS	BA	+/-
2	Cameron Corhen	F	21:16	1-3	0-0	2-2	3	2	5	4	3	4	0	0	0	0	0	-13
25	Guillermo Diaz Graham	F	18:24	0-1	0-1	2-2	2	2	4	1	1	2	1	2	0	0	0	-10
5	Ishmael Leggett	G	42:17	9-22	1-5	2-4	2	8	10	5	3	21	4	2	2	0	1	-1
15	Jaland Lowe	G	41:60	9-20	0-5	10-11	1	3	4	4	6	28	4	3	0	1	1	2
52	Amsal Delalić	G	37:14	2-6	1-4	0-0	0	0	0	0	0	5	0	3	0	0	0	9
55	Zack Austin		36:49	5-10	5-8	1-2	1	4	5	3	2	16	0	0	2	0	0	9
3	Brandin Cummings		09:39	1-1	1-1	0-0	1	0	1	0	0	3	0	0	0	0	0	-3
4	Papa Amadou Kante		17:18	3-4	0-0	6-9	4	0	4	5	5	12	1	1	1	1	0	12
11	Marlon Barnes, Jr.		00:01	0-0	0-0	0-0	0	0	0	2	0	0	0	0	0	0	0	0
31	Jorge Diaz Graham		00:01	0-0	0-0	0-0	0	0	0	0	0	0	0	0	0	0	0	0
Team							2	1	3			0		0				
Totals				30-67	8-24	23-30	16	20	36	24	20	91	10	11	5	2	2	1

Technical Fouls:NONE

Shooting By Period		
1st FG%	14-25	56.0%
3PT%	3-7	42.9%
FT%	8-10	80%
2nd FG%	13-33	39.4%
3PT%	4-13	30.8%
FT%	8-11	72.7%
:OT FG%	3-9	33.3%
3PT%	1-4	25.0%
FT%	7-9	77.8%
GM FG%	30-67	44.8%
3PT%	8-24	33.3%
FT%	23-30	76.7%

Dead Ball Rebounds: 5, 0

Ohio State - 90 Record: 5-2

NO.	Name		Min	FG M-A	3P M-A	FT M-A	Rebounds OR	DR	TOT	Fouls PF	FD	TP	AS	TO	ST	Blocks BS	BA	+/-
8	Micah Parrish	F	27:44	5-7	4-4	1-1	2	5	7	2	1	15	1	3	1	0	0	1
13	Sean Stewart	F	17:11	3-4	0-0	1-3	0	5	5	4	4	7	0	1	1	1	0	-2
21	Devin Royal	F	32:26	5-10	0-1	8-12	3	0	3	3	6	18	1	0	0	0	1	-4
1	Meechie Johnson	G	38:26	3-9	2-5	1-2	0	3	3	1	1	9	5	4	1	0	0	2
2	Bruce Thornton	G	45:00	7-15	3-5	7-9	0	3	3	2	9	24	9	2	0	0	0	-1
0	John Mobley Jr.		24:15	2-7	2-5	1-2	0	0	0	1	2	7	2	1	0	0	1	-4
12	Evan Mahaffey		31:44	3-4	0-0	0-0	1	4	5	5	0	6	1	0	2	1	0	2
25	Austin Parks		08:15	2-2	0-0	0-0	0	0	0	2	1	4	1	0	0	0	0	1
Team							2	1	3			0		0				
Totals				30-58	11-20	19-29	8	21	29	20	24	90	20	11	5	2	2	-1

Technical Fouls:NONE

Shooting By Period		
1st FG%	20-29	69.0%
3PT%	6-9	66.7%
FT%	2-3	66.7%
2nd FG%	9-24	37.5%
3PT%	4-7	57.1%
FT%	7-12	58.3%
:OT FG%	1-5	20.0%
3PT%	1-4	25.0%
FT%	10-14	71.4%
GM FG%	30-58	51.7%
3PT%	11-20	55.0%
FT%	19-29	65.5%

Dead Ball Rebounds: 10, 2

	PITT	OSU
Biggest lead	5 (2nd 8:44)	12 (1st 6:36)
Best Scoring Run	15(2nd 10:53)	7(1st 12:07)
Lead Changes	11	
Times Tied	3	
Time with Lead	07:29	35:27

Points from	PITT	OSU
Turnovers	18	17
Paint	36	34
Second Chance	20	14
Fast Breaks	4	4
Bench	31	17

Period by Period Scoring	1st	2nd	OT1	TOT
PITT	39	38	14	91
OSU	48	29	13	90

2024-25 BOX SCORES

Official Basketball Box Score - Final

Pittsburgh at Mississippi St.

12/04/24 Humphrey Coliseum, Starkville
2024-25 Men's Basketball

Game Time: 8:20 PM
Game Duration: 1:48
Attendance: 9,492

Officials: Don Daily, Pat Adams, Vladimir Voyard-Tadal

Pittsburgh - 57 **Record: 7-2**

NO.	Name		Min	FG M-A	3P M-A	FT M-A	Rebounds OR	DR	TOT	Fouls PF	FD	TP	AS	TO	ST	Blocks BS	BA	+/-
2	Cameron Corhen	F	19:54	1-3	0-0	0-2	1	1	2	3	1	2	1	4	1	1	0	-30
25	Guillermo Diaz Graham	F	16:32	1-5	0-4	0-0	1	0	1	3	0	2	0	1	0	0	0	-32
5	Ishmael Leggett	G	31:49	3-14	0-4	0-0	1	1	2	1	0	6	2	1	3	0	2	-30
15	Jaland Lowe	G	34:45	7-21	4-9	1-2	1	3	4	0	4	19	3	3	2	0	1	-27
52	Amsal Delalić	G	22:47	0-3	0-1	1-2	2	4	6	0	1	1	0	2	0	0	1	-24
55	Zack Austin		31:04	2-7	2-5	2-2	2	3	5	1	1	8	0	0	0	0	1	-16
4	Papa Amadou Kante		19:15	1-1	0-0	0-0	0	0	0	2	0	2	2	0	1	1	0	-3
3	Brandin Cummings		16:54	4-8	2-3	2-2	2	0	2	1	2	12	0	0	2	0	1	-1
31	Jorge Diaz Graham		06:09	1-2	0-0	3-3	2	0	2	0	2	5	0	0	0	0	0	-2
0	Amdy Ndiaye		00:51	0-0	0-0	0-0	0	0	0	0	0	0	0	0	0	0	0	0
Team							2	1	3			0		0				
Totals				20-64	8-26	9-13	14	13	27	11	11	57	8	11	9	2	6	-33

Technical Fouls::NONE

Shooting By Period		
1st FG%	10-32	31.3%
3PT%	3-11	27.3%
FT%	2-2	100%
2nd FG%	10-32	31.3%
3PT%	5-15	33.3%
FT%	7-11	63.6%
GM FG%	20-64	31.3%
3PT%	8-26	30.8%
FT%	9-13	69.2%

Dead Ball Rebounds: 1, 1

Mississippi St. - 90 **Record: 7-1**

NO.	Name		Min	FG M-A	3P M-A	FT M-A	Rebounds OR	DR	TOT	Fouls PF	FD	TP	AS	TO	ST	Blocks BS	BA	+/-
4	Cameron Matthews	F	26:40	4-7	0-0	1-3	5	8	13	2	3	9	4	3	4	1	1	21
22	RJ Melendez	F	23:53	4-6	2-4	0-0	0	3	3	2	0	10	2	1	1	0	0	19
23	Michael Nwoko	C	18:19	7-9	1-1	3-4	4	7	11	2	2	18	0	1	0	3	1	13
2	Riley Kugel	G	28:07	2-6	0-2	1-2	1	3	4	1	1	5	4	2	2	0	0	25
12	Josh Hubbard	G	30:05	5-12	2-6	0-0	0	1	1	1	2	12	4	1	1	0	0	28
3	KeShawn Murphy		23:49	8-10	0-0	4-4	4	3	7	0	2	20	0	3	0	1	0	20
5	Shawn Jones, Jr.		16:10	2-3	0-0	0-0	2	3	5	0	0	4	1	0	0	0	0	10
0	Claudell Harris Jr.		19:02	4-7	2-5	0-0	0	2	2	1	0	10	1	1	0	0	0	19
6	Dellquan Warren		06:48	0-2	0-2	0-0	0	1	1	2	1	0	2	2	0	1	0	9
7	Jeremy Foumena		01:34	1-1	0-0	0-0	0	0	0	0	0	2	0	0	0	0	0	1
8	Harrison Alexander		01:34	0-0	0-0	0-0	0	0	0	0	0	0	0	0	0	0	0	0
21	Martavious Russell		01:34	0-0	0-0	0-0	0	0	0	0	0	0	0	0	0	0	0	0
34	Gai Chol		01:34	0-0	0-0	0-0	0	0	0	0	0	0	0	0	0	0	0	0
40	Trey Jackson III		00:51	0-1	0-1	0-0	0	0	0	0	0	0	0	0	0	0	0	0
Team							0	2	2			0		0				
Totals				37-64	7-21	9-13	16	33	49	11	11	90	18	14	8	6	2	33

Technical Fouls::NONE

Shooting By Period		
1st FG%	21-39	53.8%
3PT%	4-13	30.8%
FT%	1-2	50%
2nd FG%	16-25	64.0%
3PT%	3-8	37.5%
FT%	8-11	72.7%
GM FG%	37-64	57.8%
3PT%	7-21	33.3%
FT%	9-13	69.2%

Dead Ball Rebounds: 1, 0

	Pitt	State
Biggest lead	0 (1st 20:00)	35 (2nd 5:39)
Best Scoring Run	6(1st 15:00)	14(1st 6:30)
Lead Changes	0	
Times Tied	0	
Time with Lead	00:00	39:24

Points from	Pitt	State
Turnovers	4	15
Paint	14	52
Second Chance	12	24
Fast Breaks	2	11
Bench	27	36

Period by Period Scoring	1st	2nd	TOT
Pitt	25	32	57
State	47	43	90

Game Notes:6:00 minutes 2nd half, Flagrant 1 on Pitt #4 Papa Amadou Kante ♦

Official Basketball Box Score - Final

Pittsburgh at Virginia Tech

12/07/24 Cassell Coliseum, Blacksburg, Va.
2024-25 Men's Basketball

Game Time: 2:01 PM
Game Duration: 1:58
Attendance: 8,925

Officials: Roger Ayers, Greg Evans, Kellen Milliner

Pittsburgh - 64 **Record: 8-2 (1-0)**

NO.	Name		Min	FG M-A	3P M-A	FT M-A	Rebounds OR	DR	TOT	Fouls PF	FD	TP	AS	TO	ST	Blocks BS	BA	+/-
2	Cameron Corhen	F	35:26	3-4	0-0	0-0	3	3	6	2	3	6	2	2	1	3	0	-2
25	Guillermo Diaz Graham	F	31:24	3-9	1-7	2-2	3	4	7	3	2	9	2	4	0	2	0	6
55	Zack Austin	F	33:03	4-7	1-3	0-0	1	4	5	1	0	9	0	0	1	0	0	1
5	Ishmael Leggett	G	38:56	5-13	3-9	4-4	1	4	5	2	3	17	4	3	0	0	0	5
15	Jaland Lowe	G	39:34	6-16	1-5	6-6	0	5	5	1	9	19	2	3	4	0	0	7
3	Brandin Cummings		09:31	1-4	0-2	0-0	1	1	2	1	0	2	0	0	0	0	0	8
52	Amsal Delalić		06:07	1-1	0-0	0-0	0	0	0	0	0	2	0	0	0	0	0	2
4	Papa Amadou Kante		02:13	0-0	0-0	0-0	0	0	0	1	0	0	0	0	0	0	0	4
31	Jorge Diaz Graham		03:46	0-2	0-2	0-0	0	0	0	0	0	0	0	0	1	0	0	-6
Team							0	1	1			0		0				
Totals				23-56	6-28	12-12	9	22	31	11	17	64	10	12	7	5	0	5

Technical Fouls::NONE

Shooting By Period		
1st FG%	12-26	46.2%
3PT%	4-16	25.0%
FT%	0-0	0%
2nd FG%	11-30	36.7%
3PT%	2-12	16.7%
FT%	12-12	100%
GM FG%	23-56	41.1%
3PT%	6-28	21.4%
FT%	12-12	100.0%

Dead Ball Rebounds: 1, 1

Virginia Tech - 59 **Record: 3-6 (0-1)**

NO.	Name		Min	FG M-A	3P M-A	FT M-A	Rebounds OR	DR	TOT	Fouls PF	FD	TP	AS	TO	ST	Blocks BS	BA	+/-
1	Tobi Lawal	F	27:06	6-10	1-2	3-4	2	2	4	3	4	16	2	0	2	0	1	-5
34	Mylyjael Poteat	F	18:04	1-2	0-0	1-2	2	2	4	2	2	3	0	2	1	0	0	8
2	Jaden Schutt	G	34:55	5-11	4-10	0-0	0	4	4	1	0	14	3	0	0	0	1	2
7	Brandon Rechsteiner	G	33:34	4-9	0-2	0-0	0	1	1	1	3	8	4	5	1	0	0	-2
10	Tyler Johnson	G	21:19	3-3	1-1	1-1	0	6	6	2	1	8	0	4	0	0	0	-2
3	Jaydon Young		23:46	1-6	1-5	0-0	0	1	1	1	0	3	2	1	0	0	0	-10
5	Patrick Wessler		05:07	1-3	0-0	0-0	0	1	1	4	0	2	0	2	0	0	1	-3
13	Ben Burnham		29:42	2-9	1-5	0-0	2	3	5	2	1	5	1	2	0	0	2	-10
11	Ben Hammond		06:26	0-0	0-0	0-0	0	1	1	1	0	0	1	1	0	0	0	-3
Team							2	1	3			0		0				
Totals				23-53	8-25	5-7	8	22	30	17	11	59	13	17	4	0	5	-5

Technical Fouls::NONE

Shooting By Period		
1st FG%	15-29	51.7%
3PT%	6-15	40.0%
FT%	0-0	0%
2nd FG%	8-24	33.3%
3PT%	2-10	20.0%
FT%	5-7	71.4%
GM FG%	23-53	43.4%
3PT%	8-25	32.0%
FT%	5-7	71.4%

Dead Ball Rebounds: 1, 1

	UP	Hokies
Biggest lead	5 (2nd 0:06)	8 (1st 0:00)
Best Scoring Run	9(1st 11:00)	9(1st 2:55)
Lead Changes	5	
Times Tied	6	
Time with Lead	02:45	30:57

Points from	UP	Hokies
Turnovers	17	10
Paint	28	26
Second Chance	6	11
Fast Breaks	6	6
Bench	4	10

Period by Period Scoring	1st	2nd	TOT
UP	28	36	64
Hokies	36	23	59

Official Basketball Box Score - Final

Eastern Kentucky at Pitt

12/11/24 Petersen Events Center, Pittsburgh
2024-25 Men's Basketball

Game Time: 7:00 PM
Game Duration: 1:53
Attendance: 5,948

Officials: Bert Smith, Ted Valentine, Clare Aubry

Eastern Kentucky - 56 **Record: 5-5**

NO.	Name		Min	FG M-A	3P M-A	FT M-A	Rebounds OR	DR	TOT	Fouls PF	FD	TP	AS	TO	ST	Blocks BS	BA	+/-
1	Mayar Wol	F	18:34	0-5	0-3	0-0	1	5	6	5	0	0	1	2	1	0	0	-4
10	Devontae Blanton	F	28:43	5-17	0-2	1-3	4	2	6	2	2	11	3	3	1	0	2	-28
22	Cyril Martynov	C	18:33	2-4	0-0	0-0	2	2	4	1	1	4	0	1	0	0	1	-6
2	Jordan Crawford	G	29:48	5-14	3-8	0-0	1	2	3	2	2	13	0	1	0	0	0	-19
3	George Kimble III	G	29:21	5-11	4-7	2-2	1	0	1	2	4	16	0	1	3	0	0	-22
13	Montavious Myrick		17:58	4-5	0-1	0-0	4	2	6	1	0	8	0	2	1	1	1	-28
0	Turner Buttry		18:26	1-4	0-1	0-0	0	1	1	2	1	2	2	2	0	0	1	-23
25	Tyler Andrews		15:26	0-4	0-2	0-0	0	1	1	4	1	0	0	0	0	1	0	-25
11	Jackson Holt		17:02	0-5	0-4	0-0	1	1	2	0	0	0	0	1	0	0	0	-29
42	DJ Nussbaum		03:29	1-1	0-0	0-0	0	1	1	0	0	2	0	0	0	0	0	-6
12	Robby Todd		02:40	0-0	0-0	0-0	0	0	0	0	0	0	0	0	0	0	0	-10
Team							1	1	2			0		0				
Totals				23-70	7-28	3-5	15	18	33	19	11	56	6	13	6	2	5	-40

Technical Fouls::NONE

Shooting By Period		
1st FG%	15-32	46.9%
3PT%	6-12	50.0%
FT%	0-1	0%
2nd FG%	8-38	21.1%
3PT%	1-16	6.3%
FT%	3-4	75%
GM FG%	23-70	32.9%
3PT%	7-28	25.0%
FT%	3-5	60.0%

Dead Ball Rebounds: 1, 0

Pitt - 96 **Record: 9-2**

NO.	Name		Min	FG M-A	3P M-A	FT M-A	Rebounds OR	DR	TOT	Fouls PF	FD	TP	AS	TO	ST	Blocks BS	BA	+/-
2	Cameron Corhen	F	29:07	2-3	0-0	1-2	1	4	5	2	2	5	2	0	1	1	0	31
25	Guillermo Diaz Graham	F	15:34	0-4	0-4	0-0	2	4	6	0	0	0	1	5	0	1	0	2
55	Zack Austin	F	30:37	6-10	2-3	4-4	0	4	4	0	2	18	1	0	0	3	0	22
5	Ishmael Leggett	G	29:47	6-8	0-1	5-7	1	5	6	3	5	17	3	2	2	0	0	24
15	Jaland Lowe	G	24:40	3-8	0-3	5-6	0	4	4	3	5	11	12	2	1	0	1	26
3	Brandin Cummings		30:14	10-13	6-8	4-6	0	1	1	0	3	30	0	0	1	0	0	33
52	Amsal Delalić		19:05	2-3	1-2	0-0	0	5	5	1	2	5	1	1	1	0	0	21
4	Papa Amadou Kante		08:09	2-3	0-0	0-0	1	2	3	1	0	4	0	0	0	0	1	12
0	Amdy Ndiaye		05:56	0-0	0-0	0-0	0	2	2	1	0	0	0	0	0	0	0	14
31	Jorge Diaz Graham		05:21	2-2	2-2	0-0	0	1	1	0	0	6	0	0	1	0	0	12
11	Marlon Barnes, Jr.		01:30	0-0	0-0	0-0	0	0	0	0	0	0	1	0	0	0	0	3
Team							1	1	2			0		0				
Totals				33-54	11-23	19-25	6	33	39	11	19	96	21	10	7	5	2	40

Technical Fouls::NONE

Shooting By Period		
1st FG%	13-24	54.2%
3PT%	4-10	40.0%
FT%	9-11	81.8%
2nd FG%	20-30	66.7%
3PT%	7-13	53.8%
FT%	10-14	71.4%
GM FG%	33-54	61.1%
3PT%	11-23	47.8%
FT%	19-25	76.0%

Dead Ball Rebounds: 3, 0

	EKU	Pitt
Biggest lead	3 (1st 18:12)	40 (2nd 0:58)
Best Scoring Run	6(2nd 6:38)	23(2nd 8:21)
Lead Changes	3	
Times Tied	3	
Time with Lead	05:00	31:36

Points from	EKU	Pitt
Turnovers	13	14
Paint	28	44
Second Chance	18	8
Fast Breaks	3	26
Bench	12	45

Period by Period Scoring	1st	2nd	TOT
EKU	36	20	56
Pitt	39	57	96

Official Basketball Box Score - Final

Sam Houston at Pitt

12/21/24 Petersen Events Center, Pittsburgh, PA
2024-25 Men's Basketball

Game Time: 1:00 PM
Game Duration: 2:01
Attendance: 7,164

Officials: James Breeding, Issac Barnett, Connor Mooney

Sam Houston - 78 **Record: 6-6**

NO.	Name		Min	FG M-A	3P M-A	FT M-A	Rebounds OR	DR	TOT	Fouls PF	FD	TP	AS	TO	ST	Blocks BS	BA	+/-
25	Cameron Huefner	F	40:00	10-17	2-6	4-5	2	3	5	1	5	26	0	0	1	0	0	-32
34	Kalifa Sakho	F	20:24	1-2	0-0	1-6	0	2	2	0	3	3	0	1	0	0	0	-22
0	Brennen Burns	G	15:20	3-3	0-0	0-0	0	1	1	5	2	6	1	2	0	0	0	-25
2	Dorian Finister	G	24:47	3-5	0-2	0-1	1	3	4	2	3	6	0	3	2	0	0	-16
3	Lamar Wilkerson	G	38:32	5-15	2-9	3-3	1	2	3	4	3	15	3	4	3	0	1	-30
57	Josiah Hammons		22:16	2-6	1-3	0-0	0	0	0	0	0	5	1	0	0	0	0	-13
40	Kian Scroggins		19:36	3-3	0-0	2-3	0	3	3	3	3	8	0	2	0	0	0	-10
12	Erik Taylor		19:05	3-5	2-3	1-2	0	1	1	3	2	9	1	0	0	0	0	-12
Team							2	3	5			0		0				
Totals				30-56	7-23	11-20	6	18	24	18	21	78	6	12	6	0	1	-32

Technical Fouls::NONE

Shooting By Period		
1st FG%	15-28	53.6%
3PT%	6-13	46.2%
FT%	4-7	57.1%
2nd FG%	15-28	53.6%
3PT%	1-10	10.0%
FT%	7-13	53.8%
GM FG%	30-56	53.6%
3PT%	7-23	30.4%
FT%	11-20	55.0%

Dead Ball Rebounds: 5, 0

Pitt - 110 **Record: 10-2**

NO.	Name		Min	FG M-A	3P M-A	FT M-A	Rebounds OR	DR	TOT	Fouls PF	FD	TP	AS	TO	ST	Blocks BS	BA	+/-
2	Cameron Corhen	F	31:18	5-7	0-0	5-7	3	3	6	2	5	15	2	0	1	0	0	32
25	Guillermo Diaz Graham	F	24:46	3-5	2-4	0-0	2	3	5	4	0	8	2	3	2	0	0	29
55	Zack Austin	F	30:25	8-12	5-9	2-2	3	2	5	4	1	23	1	0	0	0	0	17
5	Ishmael Leggett	G	30:46	8-12	3-4	4-5	2	3	5	2	5	23	3	2	0	1	0	23
15	Jaland Lowe	G	33:36	7-17	3-9	1-2	1	2	3	2	3	18	11	3	1	0	0	25
3	Brandin Cummings		18:13	2-5	1-2	5-6	0	3	3	1	3	10	1	1	0	0	0	11
4	Papa Amadou Kante		07:26	1-2	0-1	1-1	0	2	2	2	1	3	0	0	0	0	0	4
52	Amsal Delalić		12:02	3-3	1-1	0-0	1	3	4	2	0	7	2	1	1	0	0	11
31	Jorge Diaz Graham		07:28	1-1	1-1	0-0	0	0	0	1	0	3	1	0	0	0	0	6
0	Amdy Ndiaye		02:00	0-1	0-0	0-0	0	0	0	1	0	0	0	0	0	0	0	0
11	Marlon Barnes, Jr.		02:00	0-0	0-0	0-0	0	0	0	0	0	0	0	0	0	0	0	2
Team							0	3	3			0		0				
Totals				38-65	16-31	18-23	12	24	36	21	18	110	23	10	5	1	0	32

Technical Fouls::NONE

Shooting By Period		
1st FG%	18-31	58.1%
3PT%	8-17	47.1%
FT%	8-10	80%
2nd FG%	20-34	58.8%
3PT%	8-14	57.1%
FT%	10-13	76.9%
GM FG%	38-65	58.5%
3PT%	16-31	51.6%
FT%	18-23	78.3%

Dead Ball Rebounds: 2, 0

	SH	Pitt
Biggest lead	0 (1st 20:00)	35 (2nd 1:09)
Best Scoring Run	6(1st 11:41)	11(1st 8:39)
Lead Changes	0	
Times Tied	0	
Time with Lead	00:00	39:26

Points from	SH	Pitt
Turnovers	15	17
Paint	32	42
Second Chance	7	18
Fast Breaks	6	20
Bench	22	23

Period by Period Scoring	1st	2nd	TOT
SH	40	38	78
Pitt	52	58	110

2024-25 BOX SCORES

Official Basketball Box Score - Final

California at Pitt

01/01/25 Petersen Events Center, Pittsburgh
2024-25 Men's Basketball

Game Time: 2:00 PM
Game Duration: 2:22
Attendance: 7,177

Officials: Bill Covington, Jr., Paul Szeic, Tony Henderson

California - 74 — **Record: 7-6 (0-2)**

NO.	Name		Min	FG M-A	3P M-A	FT M-A	Rebounds OR	DR	TOT	Fouls PF	FD	TP	AS	TO	ST	Blocks BS	BA	+/-
31	Rytis Petraitis	F	23:43	4-7	1-2	2-3	2	2	4	4	2	11	0	0	0	0	1	-17
12	Mady Sissoko	C	19:11	1-2	0-0	0-0	1	4	5	4	1	2	0	1	0	1	0	5
2	Andrej Stojakovic	G	35:05	4-10	1-3	10-12	0	3	3	0	5	19	2	0	2	1	0	-17
3	DJ Campbell	G	29:59	5-11	1-4	0-1	0	1	1	2	2	11	3	1	2	0	0	-11
10	Jovan Blacksher Jr.	G	21:11	0-6	0-3	0-0	1	0	1	4	0	0	4	1	1	0	2	-8
0	Jeremiah Wilkinson		29:18	6-15	2-7	10-11	1	5	6	1	7	24	2	1	0	0	1	-3
34	Lee Dort		20:49	0-1	0-0	2-2	1	3	4	4	2	2	0	1	0	1	0	-17
22	Christian Tucker		05:58	0-0	0-0	0-0	0	0	0	1	0	0	2	1	0	0	0	-1
7	Spencer Mahoney		14:46	2-3	1-2	0-0	1	2	3	4	0	5	0	0	0	0	0	9
Team							4	2	6			0		0				
Totals				22-55	6-21	24-29	11	22	33	24	19	74	13	6	5	3	4	-12

Technical Fouls: Campbell 1st:1:17Wilkinson 1st:0:47

Shooting By Period		
1st FG%	12-33	36.4%
3PT%	5-14	35.7%
FT%	13-16	81.3%
2nd FG%	10-22	45.5%
3PT%	1-7	14.3%
FT%	11-13	84.6%
GM FG%	22-55	40.0%
3PT%	6-21	28.6%
FT%	24-29	82.8%

Dead Ball Rebounds: 1, 0

Pitt - 86 — **Record: 11-2 (2-0)**

NO.	Name		Min	FG M-A	3P M-A	FT M-A	Rebounds OR	DR	TOT	Fouls PF	FD	TP	AS	TO	ST	Blocks BS	BA	+/-
2	Cameron Corhen	F	28:37	7-8	0-0	5-7	4	7	11	5	6	19	0	0	1	1	0	6
25	Guillermo Diaz Graham	F	21:52	2-2	1-1	1-2	1	3	4	4	1	6	3	1	0	0	0	6
55	Zack Austin	F	38:03	2-7	2-5	2-2	0	2	2	1	1	8	0	1	0	1	1	14
3	Brandin Cummings	G	37:48	5-9	3-5	2-3	0	4	4	3	3	15	3	1	0	0	0	11
15	Jaland Lowe	G	36:48	9-23	1-5	8-8	0	1	1	3	4	27	8	4	0	1	2	11
52	Amsal Delalić		17:33	0-1	0-0	2-5	1	5	6	1	4	2	1	1	1	0	0	11
4	Papa Amadou Kante		09:35	0-0	0-0	3-4	1	1	2	2	2	3	1	0	1	1	0	6
31	Jorge Diaz Graham		09:45	1-2	1-2	3-3	0	0	0	1	1	6	0	0	0	0	0	-5
Team							1	2	3			0		0				
Totals				26-52	8-18	26-34	8	25	33	20	22	86	16	8	3	4	3	12

Technical Fouls: Austin 1st:1:17Coach 1st:1:17

Shooting By Period		
1st FG%	12-27	44.4%
3PT%	3-9	33.3%
FT%	11-16	68.8%
2nd FG%	14-25	56.0%
3PT%	5-9	55.6%
FT%	15-18	83.3%
GM FG%	26-52	50.0%
3PT%	8-18	44.4%
FT%	26-34	76.5%

Dead Ball Rebounds: 4, 1

	Cal	Pitt
Biggest lead	16 (1st 4:19)	17 (2nd 1:15)
Best Scoring Run	11(1st 4:19)	10(2nd 19:05)
Lead Changes	3	
Times Tied	3	
Time with Lead	20:08	18:04

Points from	Cal	Pitt
Turnovers	10	8
Paint	26	26
Second Chance	17	5
Fast Breaks	13	2
Bench	31	11

Period by Period Scoring	1st	2nd	TOT
Cal	42	32	74
Pitt	38	48	86

Official Basketball Box Score - Final

Stanford at Pitt

01/04/25 Petersen Events Center, Pittsburgh
2024-25 Men's Basketball

Game Time: 6:30 PM
Game Duration: 2:05
Attendance: 8,087

Officials: Ted Valentine, Mark Schnur, Adam Flore

Stanford - 68 — **Record: 9-5 (1-2)**

NO.	Name		Min	FG M-A	3P M-A	FT M-A	Rebounds OR	DR	TOT	Fouls PF	FD	TP	AS	TO	ST	Blocks BS	BA	+/-
42	Maxime Raynaud	F	29:09	7-10	3-5	4-4	1	4	5	2	2	21	1	2	1	0	0	-17
52	Aidan Cammann	F	19:42	1-4	0-1	0-0	0	0	0	3	0	2	0	0	0	0	1	-8
4	Oziyah Sellers	G	27:43	3-7	0-1	2-2	1	0	1	0	1	8	2	2	1	2	1	-15
11	Ryan Agarwal	G	20:10	0-6	0-4	0-0	1	1	2	2	0	0	2	1	1	0	1	-7
21	Jaylen Blakes	G	36:01	2-5	2-4	2-2	0	5	5	1	4	8	5	3	3	0	1	-16
10	Chisom Okpara		14:41	3-6	2-3	6-8	2	0	2	2	4	14	0	1	0	2	1	-12
3	Tallis Toure		10:51	0-1	0-0	0-0	0	0	0	2	0	0	0	1	0	0	1	2
33	Evan Stinson		12:59	0-2	0-2	2-2	0	0	0	0	1	2	1	0	1	0	0	-7
5	Benny Gealer		12:31	0-4	0-3	2-2	0	1	1	3	1	2	3	0	2	0	1	-1
0	Anthony Batson Jr.		10:36	0-4	0-3	5-6	0	0	0	1	3	5	1	1	0	0	0	1
24	Jaylen Thompson		04:00	1-1	1-1	0-0	1	0	1	1	0	3	0	0	0	0	0	1
20	Cameron Grant		01:38	1-1	1-1	0-0	0	0	0	0	0	3	0	0	0	0	0	4
Team							3	3	6			0		0				
Totals				18-51	9-28	23-26	9	14	23	17	16	68	15	11	9	4	7	-15

Technical Fouls::NONE

Shooting By Period		
1st FG%	11-27	40.7%
3PT%	3-12	25.0%
FT%	5-6	83.3%
2nd FG%	7-24	29.2%
3PT%	6-16	37.5%
FT%	18-20	90%
GM FG%	18-51	35.3%
3PT%	9-28	32.1%
FT%	23-26	88.5%

Dead Ball Rebounds: 3, 0

Pitt - 83 — **Record: 12-2 (3-0)**

NO.	Name		Min	FG M-A	3P M-A	FT M-A	Rebounds OR	DR	TOT	Fouls PF	FD	TP	AS	TO	ST	Blocks BS	BA	+/-
2	Cameron Corhen	F	30:48	4-8	0-0	0-0	3	3	6	3	4	8	1	2	0	0	1	19
25	Guillermo Diaz Graham	F	32:36	5-8	2-5	0-0	2	3	5	3	3	12	3	1	0	3	0	17
55	Zack Austin	F	20:40	3-4	1-2	4-4	1	3	4	2	3	11	0	1	2	2	0	13
5	Ishmael Leggett	G	32:25	9-13	0-4	3-3	0	6	6	1	3	21	3	3	2	1	1	17
15	Jaland Lowe	G	36:48	5-14	2-5	4-4	2	1	3	0	2	16	5	4	4	0	1	21
3	Brandin Cummings		13:42	2-3	0-0	0-0	0	1	1	2	0	4	0	0	0	0	0	-12
4	Papa Amadou Kante		09:12	0-2	0-1	3-4	2	0	2	2	2	3	0	1	0	0	1	-4
31	Jorge Diaz Graham		15:17	2-2	2-2	0-0	0	3	3	1	0	6	0	0	0	1	0	16
52	Amsal Delalić		04:58	1-1	0-0	0-0	0	0	0	1	0	2	0	1	0	0	0	-5
11	Marlon Barnes, Jr.		01:56	0-0	0-0	0-0	0	1	1	1	0	0	0	1	0	0	0	-3
0	Amdy Ndiaye		01:38	0-0	0-0	0-0	0	0	0	0	0	0	0	0	0	0	0	-4
Team							0	3	3			0		1				
Totals				31-55	7-19	14-15	10	24	34	16	17	83	12	15	8	7	4	15

Technical Fouls::NONE

Shooting By Period		
1st FG%	16-29	55.2%
3PT%	5-13	38.5%
FT%	1-1	100%
2nd FG%	15-26	57.7%
3PT%	2-6	33.3%
FT%	13-14	92.9%
GM FG%	31-55	56.4%
3PT%	7-19	36.8%
FT%	14-15	93.3%

Dead Ball Rebounds: 1, 0

	Stan	Pitt
Biggest lead	9 (1st 12:16)	21 (2nd 5:15)
Best Scoring Run	9(1st 13:31)	13(2nd 16:50)
Lead Changes	4	
Times Tied	3	
Time with Lead	09:54	26:07

Points from	Stan	Pitt
Turnovers	15	8
Paint	10	40
Second Chance	9	12
Fast Breaks	5	4
Bench	29	15

Period by Period Scoring	1st	2nd	TOT
Stan	30	38	68
Pitt	38	45	83

Official Basketball Box Score - Final

Pittsburgh at Duke

01/07/25 Cameron Indoor Stadium, Durham
2024-25 Men's Basketball

Game Time: 7:00 PM
Game Duration: 1:59
Attendance: 9,314

Officials: Lee Cassell, Brian O'Connell, Pat Driscoll

Pittsburgh - 47 — **Record: 12-3 (3-1)**

NO.	Name		Min	FG M-A	3P M-A	FT M-A	Rebounds OR	DR	TOT	Fouls PF	FD	TP	AS	TO	ST	Blocks BS	BA	+/-
2	Cameron Corhen	F	37:27	5-11	0-0	1-3	4	3	7	1	4	11	2	0	2	3	1	-34
25	Guillermo Diaz Graham	F	12:17	1-1	1-1	0-0	1	3	4	3	1	3	0	0	0	0	0	-5
55	Zack Austin	F	38:19	1-5	1-4	2-2	1	2	3	1	1	5	0	3	2	2	0	-30
5	Ishmael Leggett	G	32:03	2-15	0-4	0-1	0	2	2	3	3	4	3	3	2	0	2	-20
15	Jaland Lowe	G	37:01	3-12	2-4	0-0	1	4	5	4	2	8	4	3	3	0	1	-24
1	Damian Dunn		21:00	3-8	1-4	0-0	0	2	2	4	0	7	0	1	0	0	0	-5
3	Brandin Cummings		15:05	2-5	0-2	2-2	0	0	0	0	1	6	0	0	1	0	0	-20
31	Jorge Diaz Graham		06:48	1-1	1-1	0-0	1	0	1	1	0	3	0	0	1	1	0	-7
Team							1	1	2			0		1				
Totals				18-58	6-20	5-8	9	17	26	17	12	47	9	11	11	6	4	-29

Technical Fouls::NONE

Shooting By Period		
1st FG%	8-26	30.8%
3PT%	3-6	50.0%
FT%	5-8	62.5%
2nd FG%	10-32	31.3%
3PT%	3-14	21.4%
FT%	0-0	0%
GM FG%	18-58	31.0%
3PT%	6-20	30.0%
FT%	5-8	62.5%

Dead Ball Rebounds: 2, 1

Duke - 76 — **Record: 13-2 (5-0)**

NO.	Name		Min	FG M-A	3P M-A	FT M-A	Rebounds OR	DR	TOT	Fouls PF	FD	TP	AS	TO	ST	Blocks BS	BA	+/-
2	Cooper Flagg	F	32:51	7-11	1-2	4-6	1	9	10	3	4	19	5	3	1	1	0	23
9	Khaman Maluach	C	25:21	4-5	0-1	3-4	2	6	8	2	2	11	0	2	0	1	0	28
5	Tyrese Proctor	G	33:06	4-8	3-4	2-2	2	2	4	2	1	13	4	3	0	0	1	42
7	Kon Knueppel	G	35:00	5-12	4-7	3-4	1	3	4	2	3	17	1	1	0	0	1	31
14	Sion James	G	35:52	4-10	2-2	0-0	1	6	7	2	3	10	4	2	0	2	4	32
6	Maliq Brown		14:38	0-0	0-0	1-2	0	4	4	1	4	1	1	0	0	0	0	2
3	Isaiah Evans		07:10	0-3	0-2	0-0	0	1	1	0	0	0	0	1	0	0	0	-5
1	Caleb Foster		08:36	0-0	0-0	0-0	0	1	1	0	0	0	0	0	0	0	0	-9
18	Mason Gillis		07:26	2-3	1-2	0-0	0	0	0	0	0	5	2	1	0	0	0	1
Team							2	0	2			0		1				
Totals				26-52	11-20	13-18	9	32	41	12	17	76	17	14	1	4	6	29

Technical Fouls::NONE

Shooting By Period		
1st FG%	12-29	41.4%
3PT%	7-15	46.7%
FT%	3-4	75%
2nd FG%	14-23	60.9%
3PT%	4-5	80.0%
FT%	10-14	71.4%
GM FG%	26-52	50.0%
3PT%	11-20	55.0%
FT%	13-18	72.2%

Dead Ball Rebounds: 4, 0

	Pitt	Duke
Biggest lead	1 (1st 11:16)	29 (2nd 0:30)
Best Scoring Run	7(1st 11:16)	18(2nd 0:30)
Lead Changes	4	
Times Tied	1	
Time with Lead	01:54	37:22

Points from	Pitt	Duke
Turnovers	10	20
Paint	20	28
Second Chance	5	11
Fast Breaks	7	9
Bench	16	6

Period by Period Scoring	1st	2nd	TOT
Pitt	24	23	47
Duke	34	42	76

Official Basketball Box Score - Final

Louisville at Pitt

01/11/25 Petersen Events Center, Pittsburgh
2024-25 Men's Basketball

Game Time: 12:00 PM
Game Duration: 2:07
Attendance: 9,065

Officials: Bill Covington, Jr, Justin Porterfield, Ryan Sassano

Louisville - 82 — **Record: 12-5 (5-1)**

NO.	Name		Min	FG M-A	3P M-A	FT M-A	Rebounds OR	DR	TOT	Fouls PF	FD	TP	AS	TO	ST	Blocks BS	BA	+/-
0	James Scott	F	27:46	4-6	0-0	0-4	3	6	9	1	2	8	2	2	1	0	0	5
1	J'Vonne Hadley	G	27:39	5-8	2-5	1-3	1	4	5	4	2	13	1	1	0	0	0	-3
5	Terrence Edwards Jr.	G	35:07	5-12	2-7	2-3	3	2	5	3	2	14	4	3	1	0	0	10
6	Reyne Smith	G	36:08	9-15	7-11	0-0	2	1	3	3	2	25	0	1	0	0	0	11
24	Chucky Hepburn	G	37:16	5-16	2-8	3-3	1	6	7	3	3	15	7	3	4	0	2	3
93	Noah Waterman		08:17	0-3	0-3	0-0	0	1	1	3	0	0	0	0	0	0	0	-5
25	Aboubacar Traore		08:36	1-5	0-1	0-0	1	1	2	0	0	2	0	1	0	1	2	-8
9	Khani Rooths		17:15	2-3	0-0	1-2	2	4	6	0	2	5	0	0	0	0	1	4
13	Frank Anselem-Ibe		01:56	0-0	0-0	0-0	1	0	1	0	1	0	0	0	0	0	0	3
Team							3	2	5			0		0				
Totals				31-68	13-35	7-15	17	27	44	17	14	82	14	11	6	1	5	4

Technical Fouls::NONE

Shooting By Period		
1st FG%	14-35	40.0%
3PT%	4-19	21.1%
FT%	3-8	37.5%
2nd FG%	17-33	51.5%
3PT%	9-16	56.3%
FT%	4-7	57.1%
GM FG%	31-68	45.6%
3PT%	13-35	37.1%
FT%	7-15	46.7%

Dead Ball Rebounds: 2, 0

Pitt - 78 — **Record: 12-4 (3-2)**

NO.	Name		Min	FG M-A	3P M-A	FT M-A	Rebounds OR	DR	TOT	Fouls PF	FD	TP	AS	TO	ST	Blocks BS	BA	+/-
2	Cameron Corhen	F	35:34	5-12	0-0	1-1	2	3	5	1	3	11	0	0	0	1	0	-9
25	Guillermo Diaz Graham	F	09:48	0-1	0-1	0-0	1	2	3	3	1	0	0	0	0	0	0	-6
55	Zack Austin	F	38:10	2-3	2-3	2-2	0	6	6	1	1	8	0	0	3	3	0	1
5	Ishmael Leggett	G	38:27	5-12	4-6	2-2	1	2	3	3	2	16	4	2	2	1	1	-3
15	Jaland Lowe	G	36:54	5-15	1-5	13-13	0	2	2	3	6	24	6	4	1	0	0	-4
1	Damian Dunn		30:05	5-8	3-4	2-4	1	7	8	2	4	15	3	2	1	0	0	10
3	Brandin Cummings		07:02	0-1	0-1	0-0	0	1	1	1	0	0	0	1	0	0	0	-12
4	Papa Amadou Kante		02:35	1-1	0-0	0-0	0	1	1	0	0	2	0	0	0	0	0	1
31	Jorge Diaz Graham		01:25	1-2	0-1	0-0	0	1	1	0	0	2	0	0	0	0	0	2
Team							0	1	1			0		0				
Totals				24-55	10-21	20-22	5	26	31	14	17	78	13	9	7	5	1	-4

Technical Fouls::NONE

Shooting By Period		
1st FG%	13-27	48.1%
3PT%	3-8	37.5%
FT%	5-7	71.4%
2nd FG%	11-28	39.3%
3PT%	7-13	53.8%
FT%	15-15	100%
GM FG%	24-55	43.6%
3PT%	10-21	47.6%
FT%	20-22	90.9%

Dead Ball Rebounds: 1, 0

	Louis	Pitt
Biggest lead	6 (1st 7:36)	8 (1st 13:33)
Best Scoring Run	14(1st 7:36)	10(1st 14:35)
Lead Changes	10	
Times Tied	4	
Time with Lead	22:43	12:48

Points from	Louis	Pitt
Turnovers	13	10
Paint	36	26
Second Chance	22	7
Fast Breaks	15	20
Bench	7	19

Period by Period Scoring	1st	2nd	TOT
Louis	35	47	82
Pitt	34	44	78

2024-25 BOX SCORES

Official Basketball Box Score - Final

Pittsburgh at Florida State

01/15/25 Donald L. Tucker Center, Tallahassee
2024-25 Men's Basketball

Game Time: 9:00 PM
Game Duration: 2:19
Attendance: 5,784

Officials: Bert Smith, Tony Henderson, Bart Lenox

Pittsburgh - 70 — **Record: 12-5 (3-3)**

NO.	Name		Min	FG M-A	3P M-A	FT M-A	Rebounds OR	DR	TOT	Fouls PF	FD	TP	AS	TO	ST	Blocks BS	BA	+/-
2	Cameron Corhen	F	26:21	0-4	0-0	2-2	1	8	9	4	2	2	0	2	0	0	2	-10
55	Zack Austin	F	24:25	3-6	2-4	0-0	0	5	5	4	0	8	0	0	2	0	0	-3
1	Damian Dunn	G	31:08	0-8	0-2	2-2	0	1	1	2	1	2	1	2	2	0	2	-16
5	Ishmael Leggett	G	35:08	4-10	1-4	4-4	2	4	6	3	4	13	4	4	1	0	2	-7
15	Jaland Lowe	G	38:11	6-12	1-4	9-10	1	1	2	4	7	22	5	8	3	0	1	-14
25	Guillermo Diaz Graham		08:23	1-2	0-1	0-0	1	1	2	1	0	2	0	1	0	0	0	0
3	Brandin Cummings		08:47	1-5	0-1	0-0	0	2	2	1	1	2	0	0	0	0	0	-8
31	Jorge Diaz Graham		18:07	5-7	4-5	3-4	1	0	1	2	2	17	0	0	1	1	0	4
4	Papa Amadou Kante		09:30	1-2	0-0	0-0	0	1	1	3	1	2	0	0	0	0	0	-6
Team							0	2	2			0		0				
Totals				21-56	8-21	20-22	6	25	31	24	18	70	10	17	9	1	7	-12

Technical Fouls::NONE

Shooting By Period		
1st FG%	6-22	27.3%
3PT%	1-8	12.5%
FT%	10-10	100%
2nd FG%	15-34	44.1%
3PT%	7-13	53.8%
FT%	10-12	83.3%
GM FG%	21-56	37.5%
3PT%	8-21	38.1%
FT%	20-22	90.9%

Dead Ball Rebounds: 2, 1

Florida State - 82 — **Record: 12-5 (3-3)**

NO.	Name		Min	FG M-A	3P M-A	FT M-A	Rebounds OR	DR	TOT	Fouls PF	FD	TP	AS	TO	ST	Blocks BS	BA	+/-
1	Jamir Watkins	F	23:03	6-13	3-6	11-12	3	5	8	4	7	26	1	4	1	0	0	3
10	Taylor Bol Bowen	F	34:08	2-8	1-4	1-1	1	6	7	0	2	6	3	2	1	4	1	16
12	Malique Ewin	F	25:45	6-9	0-0	6-9	4	9	13	3	5	18	1	4	1	3	0	17
0	Chandler Jackson	G	26:54	3-7	0-1	7-8	0	2	2	2	2	13	4	0	1	0	0	12
5	Daquan Davis	G	32:38	4-9	1-2	2-2	0	0	0	2	2	11	2	1	3	0	0	17
25	Justin Thomas		25:22	2-3	1-2	0-0	0	2	2	3	0	5	0	0	2	0	0	2
21	Alier Maluk		10:44	1-2	0-1	1-1	0	1	1	0	2	3	0	0	0	0	0	-3
3	Bostyn Holt		07:52	0-0	0-0	0-0	0	1	1	2	0	0	0	1	0	0	0	-5
7	Jerry Deng		05:52	0-4	0-2	0-0	0	1	1	1	0	0	1	1	0	0	0	-4
19	AJ Swinton		04:11	0-1	0-1	0-0	0	1	1	1	0	0	1	1	0	0	0	7
11	Christian Nitu		03:31	0-0	0-0	0-0	0	1	1	0	1	0	0	1	0	0	0	-2
Team							0	0	0			0		0				
Totals				24-56	6-19	28-33	8	29	37	18	24	82	13	15	9	7	1	12

Technical Fouls::NONE

Shooting By Period		
1st FG%	8-29	27.6%
3PT%	4-11	36.4%
FT%	8-9	88.9%
2nd FG%	16-27	59.3%
3PT%	2-8	25.0%
FT%	20-24	83.3%
GM FG%	24-56	42.9%
3PT%	6-19	31.6%
FT%	28-33	84.8%

Dead Ball Rebounds: 3, 0

	Pitt	FSU
Biggest lead	2 (1st 11:14)	16 (2nd 9:47)
Best Scoring Run	8(2nd 8:14)	10(2nd 16:08)
Lead Changes	2	
Times Tied	3	
Time with Lead	00:27	34:00

Points from	Pitt	FSU
Turnovers	20	10
Paint	20	26
Second Chance	9	10
Fast Breaks	5	12
Bench	23	8

Period by Period Scoring	1st	2nd	TOT
Pitt	23	47	70
FSU	28	54	82

Official Basketball Box Score - Final

Clemson at Pitt

01/18/25 Petersen Events Center, Pittsburgh, PA
2024-25 Men's Basketball

Game Time: 12:00 PM
Game Duration: 2:14
Attendance: 10,584

Officials: Roger Ayers, Eric Lewis, Lamar Simpson

Clemson - 78 — **Record: 15-4 (7-1)**

NO.	Name		Min	FG M-A	3P M-A	FT M-A	Rebounds OR	DR	TOT	Fouls PF	FD	TP	AS	TO	ST	Blocks BS	BA	+/-
0	Viktor Lakhin	F	20:21	1-4	1-1	0-0	1	3	4	1	2	3	0	1	2	1	1	-6
4	Ian Schieffelin	F	38:39	5-10	2-4	3-4	3	8	11	1	2	15	3	3	0	1	2	3
7	Chauncey Wiggins	F	33:51	5-8	1-4	0-0	1	0	1	3	0	11	0	2	0	0	0	3
1	Chase Hunter	G	43:21	6-11	5-9	3-4	0	5	5	2	3	20	2	3	0	0	0	0
11	Jaeden Zackery	G	40:36	5-11	2-5	4-5	2	3	5	2	4	16	3	1	0	0	1	1
6	Myles Foster		07:29	0-1	0-0	0-0	1	0	1	0	1	0	0	0	0	0	0	7
2	Dillon Hunter		32:59	4-7	2-3	0-1	0	1	1	2	1	10	6	0	3	0	0	8
3	Jake Heidbreder		07:44	1-1	1-1	0-0	0	0	0	1	0	3	2	0	0	0	0	-1
Team							2	2	4			0		3				
Totals				27-53	14-27	10-14	10	22	32	12	13	78	16	13	5	2	4	3

Technical Fouls::NONE

Shooting By Period		
1st FG%	14-26	53.8%
3PT%	10-16	62.5%
FT%	2-3	66.7%
2nd FG%	8-19	42.1%
3PT%	2-8	25.0%
FT%	8-11	72.7%
:OT FG%	5-8	62.5%
3PT%	2-3	66.7%
FT%	0-0	0%
GM FG%	27-53	50.9%
3PT%	14-27	51.9%
FT%	10-14	71.4%

Dead Ball Rebounds: 4, 0

Pitt - 75 — **Record: 12-6 (3-4)**

NO.	Name		Min	FG M-A	3P M-A	FT M-A	Rebounds OR	DR	TOT	Fouls PF	FD	TP	AS	TO	ST	Blocks BS	BA	+/-
2	Cameron Corhen	F	29:13	7-7	0-0	1-2	1	2	3	3	4	15	1	2	0	1	0	-14
25	Guillermo Diaz Graham	F	34:18	3-7	3-7	1-2	4	1	5	2	1	10	5	0	3	1	1	2
55	Zack Austin	F	41:46	4-13	2-10	0-0	2	5	7	0	0	10	3	0	0	1	1	-3
5	Ishmael Leggett	G	42:24	6-14	4-7	2-2	2	3	5	4	3	18	4	4	2	1	0	2
15	Jaland Lowe	G	43:25	5-12	1-5	4-4	1	3	4	1	4	15	3	3	1	0	0	-3
1	Damian Dunn		24:25	3-9	1-5	0-0	2	1	3	1	0	7	1	0	2	0	0	10
4	Papa Amadou Kante		04:17	0-0	0-0	0-0	0	0	0	1	0	0	0	0	0	0	0	-1
31	Jorge Diaz Graham		03:37	0-0	0-0	0-0	0	0	0	0	0	0	0	0	0	0	0	-8
3	Brandin Cummings		01:35	0-0	0-0	0-0	0	0	0	1	0	0	0	0	0	0	0	0
Team							2	1	3			0		0				
Totals				28-62	11-34	8-10	14	16	30	13	12	75	17	9	8	4	2	-3

Technical Fouls::NONE

Shooting By Period		
1st FG%	12-32	37.5%
3PT%	5-17	29.4%
FT%	1-1	100%
2nd FG%	12-23	52.2%
3PT%	5-14	35.7%
FT%	7-8	87.5%
:OT FG%	4-7	57.1%
3PT%	1-3	33.3%
FT%	0-1	0%
GM FG%	28-62	45.2%
3PT%	11-34	32.4%
FT%	8-10	80.0%

Dead Ball Rebounds: 0, 0

	CU	Pitt
Biggest lead	14 (2nd 17:54)	5 (1st 17:59)
Best Scoring Run	11(1st 9:24)	8(2nd 8:35)
Lead Changes	7	
Times Tied	5	
Time with Lead	28:10	11:48

Points from	CU	Pitt
Turnovers	10	17
Paint	16	30
Second Chance	15	25
Fast Breaks	11	7
Bench	13	7

Period by Period Scoring	1st	2nd	OT1	TOT
CU	40	26	12	78
Pitt	30	36	9	75

Official Basketball Box Score - Final

Pittsburgh at Syracuse

01/25/25 JMA Wireless Dome, Syracuse
2024-25 Men's Basketball

Game Time: 12:30 PM
Game Duration: 2:04
Attendance: 20,585

Officials: Bill Covington Jr., Tommy Morrissey, Justin Porterfield

Pittsburgh - 77 — **Record: 13-6 (4-4)**

NO.	Name		Min	FG M-A	3P M-A	FT M-A	Rebounds OR	DR	TOT	Fouls PF	FD	TP	AS	TO	ST	Blocks BS	BA	+/-
2	Cameron Corhen	F	36:31	5-11	0-0	2-4	2	5	7	3	3	12	1	1	0	2	0	1
25	Guillermo Diaz Graham	F	15:44	1-1	1-1	0-0	0	3	3	1	0	3	3	0	0	0	0	-6
55	Zack Austin	F	36:42	3-8	2-7	2-2	0	5	5	1	2	10	1	0	2	3	0	6
5	Ishmael Leggett	G	39:22	6-11	2-2	2-2	2	4	6	3	1	16	0	1	2	0	1	3
15	Jaland Lowe	G	33:54	8-19	0-4	6-9	0	2	2	3	9	22	6	1	1	1	0	3
1	Damian Dunn		18:18	3-5	1-2	3-4	3	2	5	3	3	10	1	0	1	0	0	8
4	Papa Amadou Kante		01:41	0-1	0-0	0-0	0	0	0	0	0	0	0	0	0	0	0	2
52	Amsal Delalić		05:38	0-1	0-1	0-0	0	1	1	0	0	0	0	0	0	0	0	-1
31	Jorge Diaz Graham		06:44	2-3	0-1	0-0	2	0	2	0	0	4	0	0	0	0	0	2
3	Brandin Cummings		05:26	0-1	0-0	0-0	0	0	0	0	0	0	0	0	0	0	0	2
Team							0	0	0			0		0				
Totals				28-61	6-18	15-21	9	22	31	14	18	77	12	3	6	6	1	4

Technical Fouls::NONE

Shooting By Period		
1st FG%	10-30	33.3%
3PT%	2-9	22.2%
FT%	10-11	90.9%
2nd FG%	18-31	58.1%
3PT%	4-9	44.4%
FT%	5-10	50%
GM FG%	28-61	45.9%
3PT%	6-18	33.3%
FT%	15-21	71.4%

Dead Ball Rebounds: 2, 0

Syracuse - 73 — **Record: 9-11 (3-6)**

NO.	Name		Min	FG M-A	3P M-A	FT M-A	Rebounds OR	DR	TOT	Fouls PF	FD	TP	AS	TO	ST	Blocks BS	BA	+/-
13	Jyare Davis	F	22:20	2-5	1-4	0-0	2	0	2	2	2	5	2	2	0	1	0	-6
44	Eddie Lampkin	C	34:57	4-9	0-0	2-5	8	15	23	3	4	10	3	3	0	0	0	1
2	JJ Starling	G	25:47	5-13	3-8	3-4	1	3	4	3	3	16	5	1	0	0	0	-4
3	Lucas Taylor	G	31:49	5-12	0-4	2-2	2	5	7	5	1	12	1	1	1	0	1	5
8	Elijah Moore	G	15:19	2-5	2-3	0-0	1	0	1	0	0	6	2	0	0	0	2	0
4	Chris Bell		24:40	4-11	4-9	0-0	0	0	0	0	1	12	0	2	0	0	1	-4
6	Petar Majstorovic		22:27	4-5	1-1	1-2	2	3	5	3	1	10	1	0	0	0	1	-4
0	Kyle Cuffe, Jr.		08:28	0-4	0-2	0-0	1	1	2	2	1	0	0	0	0	0	1	-8
5	Jaquan Carlos		14:13	1-3	0-1	0-0	0	1	1	0	1	2	1	1	1	0	0	0
Team							3	0	3			0		1				
Totals				27-67	11-32	8-13	20	28	48	18	14	73	15	11	2	1	6	-4

Technical Fouls::NONE

Shooting By Period		
1st FG%	13-30	43.3%
3PT%	5-15	33.3%
FT%	2-6	33.3%
2nd FG%	14-37	37.8%
3PT%	6-17	35.3%
FT%	6-7	85.7%
GM FG%	27-67	40.3%
3PT%	11-32	34.4%
FT%	8-13	61.5%

Dead Ball Rebounds: 3, 0

	PITT	SYR
Biggest lead	9 (2nd 6:59)	9 (1st 16:38)
Best Scoring Run	8(2nd 10:37)	8(1st 16:38)
Lead Changes	6	
Times Tied	6	
Time with Lead	17:28	19:42

Points from	PITT	SYR
Turnovers	10	4
Paint	38	30
Second Chance	16	16
Fast Breaks	13	10
Bench	14	24

Period by Period Scoring	1st	2nd	TOT
PITT	32	45	77
SYR	33	40	73

Official Basketball Box Score - Final

North Carolina at Pitt

01/28/25 Petersen Events Center, Pittsburgh
2024-25 Men's Basketball

Game Time: 9:00 PM
Game Duration: 2:05
Attendance: 11,277

Officials: Ted Valentine, Tony Henderson, Brian O'Connell

North Carolina - 65 — **Record: 13-9 (6-4)**

NO.	Name		Min	FG M-A	3P M-A	FT M-A	Rebounds OR	DR	TOT	Fouls PF	FD	TP	AS	TO	ST	Blocks BS	BA	+/-
22	Ven-Allen Lubin	F	32:05	3-5	0-0	0-0	0	7	7	2	0	6	1	4	0	1	0	1
3	Elliot Cadeau	G	28:19	5-10	1-6	0-0	0	3	3	5	3	11	7	4	1	0	1	8
4	RJ Davis	G	39:02	6-12	3-6	1-2	0	4	4	2	2	16	5	3	0	0	2	-6
7	Seth Trimble	G	35:44	3-14	0-5	4-5	4	8	12	2	3	10	2	0	1	0	2	-10
11	Ian Jackson	G	32:53	4-10	1-3	0-0	2	2	4	2	1	9	0	2	0	0	2	-11
9	Drake Powell		24:02	3-5	1-3	1-2	3	3	6	2	1	8	0	0	0	0	1	-13
24	Jae'Lyn Withers		03:10	2-2	1-1	0-0	0	0	0	0	0	5	0	0	0	0	0	-1
0	Tyzhaun Claude		04:14	0-1	0-0	0-0	0	1	1	2	1	0	0	0	1	1	1	-6
2	James Brown		00:31	0-0	0-0	0-0	0	0	0	2	0	0	0	0	0	0	0	-2
Team							1	0	1			0		1				
Totals				26-59	7-24	6-9	10	28	38	19	11	65	15	14	3	2	9	-8

Technical Fouls::NONE

Shooting By Period		
1st FG%	17-30	56.7%
3PT%	6-13	46.2%
FT%	4-5	80%
2nd FG%	9-29	31.0%
3PT%	1-11	9.1%
FT%	2-4	50%
GM FG%	26-59	44.1%
3PT%	7-24	29.2%
FT%	6-9	66.7%

Dead Ball Rebounds: 4, 0

Pitt - 73 — **Record: 14-6 (5-4)**

NO.	Name		Min	FG M-A	3P M-A	FT M-A	Rebounds OR	DR	TOT	Fouls PF	FD	TP	AS	TO	ST	Blocks BS	BA	+/-
2	Cameron Corhen	F	27:32	5-6	0-0	4-5	2	3	5	3	4	14	0	1	1	2	0	2
55	Zack Austin	F	38:51	5-7	3-5	2-2	1	2	3	2	2	15	0	0	0	5	0	10
1	Damian Dunn	G	35:01	2-9	1-6	0-0	0	2	2	1	3	5	1	0	2	1	0	6
5	Ishmael Leggett	G	38:20	4-12	1-5	6-6	0	6	6	3	4	15	3	1	2	1	1	10
15	Jaland Lowe	G	38:03	6-15	3-6	3-5	0	6	6	1	5	18	7	3	3	0	1	8
25	Guillermo Diaz Graham		18:21	2-6	1-4	1-2	2	2	4	1	1	6	1	1	0	0	0	10
31	Jorge Diaz Graham		03:52	0-0	0-0	0-0	0	0	0	0	0	0	0	0	0	0	0	-6
Team							1	1	2			0		0				
Totals				24-55	9-26	16-20	6	22	28	11	19	73	12	6	8	9	2	8

Technical Fouls::NONE

Shooting By Period		
1st FG%	16-31	51.6%
3PT%	5-13	38.5%
FT%	5-7	71.4%
2nd FG%	8-24	33.3%
3PT%	4-13	30.8%
FT%	11-13	84.6%
GM FG%	24-55	43.6%
3PT%	9-26	34.6%
FT%	16-20	80.0%

Dead Ball Rebounds: 1, 0

	UNC	Pitt
Biggest lead	10 (1st 2:11)	8 (2nd 0:11)
Best Scoring Run	7(2nd 8:40)	9(2nd 0:11)
Lead Changes	11	
Times Tied	1	
Time with Lead	28:40	09:56

Points from	UNC	Pitt
Turnovers	4	22
Paint	34	24
Second Chance	8	10
Fast Breaks	11	16
Bench	13	6

Period by Period Scoring	1st	2nd	TOT
UNC	44	21	65
Pitt	42	31	73

2024-25 BOX SCORES

Official Basketball Box Score - Final

Pittsburgh at Wake Forest

02/01/25 LJVM Coliseum, Winston-Salem
2024-25 Men's Basketball

Game Time: 12:00 PM
Game Duration: 2:18
Attendance: 10,787

Officials: Lee Cassell, A.J. Desia, Jeffery Clark

Pittsburgh - 74 Record: 14-7 (5-5)

NO.	Name		Min	FG M-A	3P M-A	FT M-A	Rebounds OR	DR	TOT	Fouls PF	FD	TP	AS	TO	ST	Blocks BS	BA	+/-
2	Cameron Corhen	F	26:15	4-6	0-0	0-0	0	4	4	3	0	8	0	1	1	0	0	-3
55	Zack Austin	F	31:29	1-7	1-7	2-2	1	3	4	3	2	5	2	1	1	2	0	-5
1	Damian Dunn	G	30:00	8-13	3-5	5-5	0	0	0	4	5	24	4	1	1	0	1	-8
5	Ishmael Leggett	G	38:44	4-12	0-1	8-8	1	6	7	2	6	16	4	1	3	0	2	2
15	Jaland Lowe	G	38:20	4-14	1-4	5-5	1	4	5	3	3	14	2	3	0	0	2	0
25	Guillermo Diaz Graham		16:59	2-3	1-1	0-0	1	2	3	4	0	5	1	1	0	0	0	-2
31	Jorge Diaz Graham		09:32	0-0	0-0	0-0	0	0	0	0	0	0	1	0	0	0	0	0
4	Papa Amadou Kante		08:12	1-1	0-0	0-0	0	0	0	1	0	2	0	0	1	0	0	5
3	Brandin Cummings		00:28	0-0	0-0	0-0	0	0	0	0	0	0	0	0	0	0	0	1
Team							4	1	5			0		0				
Totals				24-56	6-18	20-20	8	20	28	20	16	74	14	8	7	2	5	-2

Technical Fouls::NONE

Shooting By Period		
1st FG%	13-30	43.3%
3PT%	2-8	25.0%
FT%	8-8	100%
2nd FG%	11-26	42.3%
3PT%	4-10	40.0%
FT%	12-12	100%
GM FG%	24-56	42.9%
3PT%	6-18	33.3%
FT%	20-20	100.0%

Dead Ball Rebounds: 0, 0

Wake Forest - 76 Record: 16-6 (8-3)

NO.	Name		Min	FG M-A	3P M-A	FT M-A	Rebounds OR	DR	TOT	Fouls PF	FD	TP	AS	TO	ST	Blocks BS	BA	+/-
25	Tre'Von Spillers	F	36:28	3-7	0-1	2-2	1	3	4	2	1	8	1	0	1	0	1	-3
4	Efton Reid	C	37:31	2-4	0-1	2-3	1	5	6	3	3	6	0	4	0	1	0	0
6	Cameron Hildreth	G	38:09	7-12	3-3	7-7	0	5	5	4	8	24	4	1	1	0	1	7
8	Ty-Laur Johnson	G	31:59	3-8	2-6	8-8	0	2	2	4	6	16	5	4	2	2	0	0
23	Hunter Sallis	G	30:59	6-11	1-5	0-0	0	5	5	2	0	13	2	2	2	1	0	10
2	Juke Harris		17:13	2-3	2-3	1-2	0	3	3	1	2	7	0	0	0	1	0	1
7	Parker Friedrichsen		07:41	1-1	0-0	0-0	0	0	0	0	0	2	0	0	1	0	0	-5
Team							1	1	2			0		0				
Totals				24-46	8-19	20-22	3	24	27	16	20	76	12	11	7	5	2	2

Technical Fouls::NONE

Shooting By Period		
1st FG%	11-22	50.0%
3PT%	3-9	33.3%
FT%	9-11	81.8%
2nd FG%	13-26	50.0%
3PT%	5-10	50.0%
FT%	11-11	100%
GM FG%	24-46	52.2%
3PT%	8-19	42.1%
FT%	20-22	90.9%

Dead Ball Rebounds: 1, 0

	PITT	WAKE
Biggest lead	5 (2nd 18:18)	9 (1st 9:48)
Best Scoring Run	7(1st 8:40)	8(2nd 16:29)
Lead Changes	6	
Times Tied	5	
Time with Lead	04:23	31:26

Points from	PITT	WAKE
Turnovers	6	9
Paint	24	22
Second Chance	14	5
Fast Breaks	10	11
Bench	7	9

Period by Period Scoring	1st	2nd	TOT
PITT	36	38	74
WAKE	34	42	76

Official Basketball Box Score - Final

Virginia at Pitt

02/03/25 Petersen Events Center, Pittsburgh
2024-25 Men's Basketball

Game Time: 7:00 PM
Game Duration: 1:56
Attendance: 9,075

Officials: Ron Groover, Clarence Armstrong, Tommy Morrissey

Virginia - 73 Record: 11-12 (4-8)

NO.	Name		Min	FG M-A	3P M-A	FT M-A	Rebounds OR	DR	TOT	Fouls PF	FD	TP	AS	TO	ST	Blocks BS	BA	+/-
0	Blake Buchanan	F	38:35	4-7	0-0	2-4	2	9	11	2	5	10	2	2	2	2	0	11
5	Jacob Cofie	F	16:56	1-2	0-0	0-0	0	2	2	2	0	2	1	1	1	0	1	6
4	Andrew Rohde	G	35:22	3-6	3-5	0-0	1	6	7	2	0	9	9	0	0	0	0	13
7	Dai Dai Ames	G	35:13	11-16	3-6	2-2	0	2	2	1	3	27	2	2	1	0	0	18
11	Isaac McKneely	G	29:18	3-11	2-8	0-0	0	1	1	3	0	8	4	2	1	0	1	10
21	Anthony Robinson		16:52	3-4	0-0	3-5	3	3	6	3	3	9	0	1	0	0	1	19
10	Taine Murray		18:03	2-2	1-1	0-0	1	1	2	2	0	5	2	1	3	0	0	6
9	Ishan Sharma		09:41	1-2	1-2	0-0	0	1	1	2	0	3	0	0	0	0	0	-3
Team							1	0	1			0		2				
Totals				28-50	10-22	7-11	8	25	33	17	11	73	20	11	8	2	3	16

Technical Fouls::NONE

Shooting By Period		
1st FG%	13-23	56.5%
3PT%	4-9	44.4%
FT%	4-7	57.1%
2nd FG%	15-27	55.6%
3PT%	6-13	46.2%
FT%	3-4	75%
GM FG%	28-50	56.0%
3PT%	10-22	45.5%
FT%	7-11	63.6%

Dead Ball Rebounds: 1, 0

Pitt - 57 Record: 14-8 (5-6)

NO.	Name		Min	FG M-A	3P M-A	FT M-A	Rebounds OR	DR	TOT	Fouls PF	FD	TP	AS	TO	ST	Blocks BS	BA	+/-
2	Cameron Corhen	F	17:11	1-2	0-0	3-4	0	1	1	2	5	5	0	1	1	0	0	-18
55	Zack Austin	F	30:21	2-7	1-5	0-0	1	4	5	1	0	5	0	2	2	0	0	-16
1	Damian Dunn	G	25:36	1-4	1-3	2-2	0	1	1	2	2	5	1	1	0	0	0	-19
5	Ishmael Leggett	G	38:09	7-11	1-3	2-4	0	6	6	3	4	17	0	2	1	0	0	-12
15	Jaland Lowe	G	28:28	3-9	0-2	1-2	0	1	1	0	1	7	4	3	1	0	1	-20
25	Guillermo Diaz Graham		14:47	0-1	0-1	2-3	0	0	0	1	1	2	0	0	1	1	0	-10
3	Brandin Cummings		05:41	0-0	0-0	3-3	0	0	0	0	1	3	0	0	0	0	0	4
4	Papa Amadou Kante		15:05	1-2	0-0	2-3	0	1	1	1	2	4	0	0	1	1	1	6
31	Jorge Diaz Graham		22:17	3-7	3-6	0-0	1	3	4	1	1	9	0	1	1	1	0	2
52	Amsal Delalić		02:25	0-0	0-0	0-0	0	0	0	0	0	0	0	0	0	0	0	3
Team							2	0	2			0		0				
Totals				18-43	6-20	15-21	4	17	21	11	17	57	5	10	8	3	2	-16

Technical Fouls::NONE

Shooting By Period		
1st FG%	6-20	30.0%
3PT%	1-7	14.3%
FT%	6-9	66.7%
2nd FG%	12-23	52.2%
3PT%	5-13	38.5%
FT%	9-12	75%
GM FG%	18-43	41.9%
3PT%	6-20	30.0%
FT%	15-21	71.4%

Dead Ball Rebounds: 2, 0

	UVA	Pitt
Biggest lead	21 (2nd 7:54)	3 (1st 17:06)
Best Scoring Run	17(1st 10:20)	6(1st 2:27)
Lead Changes	1	
Times Tied	0	
Time with Lead	35:48	03:01

Points from	UVA	Pitt
Turnovers	12	16
Paint	28	18
Second Chance	9	5
Fast Breaks	6	2
Bench	17	18

Period by Period Scoring	1st	2nd	TOT
UVA	34	39	73
Pitt	19	38	57

Official Basketball Box Score - Final

Pittsburgh at North Carolina

02/08/25 Dean Smith Center, Chapel Hill
2024-25 Men's Basketball

Game Time: 4:00 PM
Game Duration: 2:11
Attendance: 21,750

Officials: Eric Lewis, John Gaffney, Paul Szelc

Pittsburgh - 66 Record: 14-9 (5-7)

NO.	Name		Min	FG M-A	3P M-A	FT M-A	Rebounds OR	DR	TOT	Fouls PF	FD	TP	AS	TO	ST	Blocks BS	BA	+/-
2	Cameron Corhen	F	32:54	7-9	0-0	3-4	1	1	2	1	4	17	1	0	0	1	0	-3
55	Zack Austin	F	37:16	3-6	3-5	0-0	0	6	6	2	0	9	0	0	3	2	1	1
1	Damian Dunn	G	30:01	1-5	0-1	4-4	0	6	6	0	3	6	5	2	0	0	1	1
5	Ishmael Leggett	G	34:18	3-10	0-2	3-4	0	6	6	3	3	9	4	1	1	0	0	1
15	Jaland Lowe	G	32:19	5-15	2-5	3-4	2	1	3	5	4	15	1	2	1	0	1	-10
25	Guillermo Diaz Graham		22:12	2-4	2-2	0-0	2	3	5	3	0	6	2	1	0	0	1	1
31	Jorge Diaz Graham		01:54	0-1	0-1	0-0	0	0	0	0	1	0	0	0	0	0	0	-3
3	Brandin Cummings		09:06	1-2	1-1	1-2	0	2	2	3	1	4	0	0	0	1	0	7
Team							1	2	3			0		3				
Totals				22-52	8-17	14-18	6	27	33	17	16	66	13	9	5	4	4	-1

Technical Fouls::NONE

Shooting By Period		
1st FG%	11-24	45.8%
3PT%	4-9	44.4%
FT%	6-8	75%
2nd FG%	11-28	39.3%
3PT%	4-8	50.0%
FT%	8-10	80%
GM FG%	22-52	42.3%
3PT%	8-17	47.1%
FT%	14-18	77.8%

Dead Ball Rebounds: 5, 1

North Carolina - 67 Record: 14-10 (7-5)

NO.	Name		Min	FG M-A	3P M-A	FT M-A	Rebounds OR	DR	TOT	Fouls PF	FD	TP	AS	TO	ST	Blocks BS	BA	+/-
22	Ven-Allen Lubin	F	21:40	8-12	0-0	1-3	1	3	4	4	4	17	0	0	0	1	1	6
3	Elliot Cadeau	G	27:48	2-3	0-1	1-2	0	3	3	3	1	5	7	3	0	0	0	2
4	RJ Davis	G	37:46	6-12	3-5	3-4	0	2	2	1	5	18	3	0	0	0	0	1
7	Seth Trimble	G	34:30	6-13	2-5	1-2	2	5	7	2	4	15	1	2	0	0	0	-5
11	Ian Jackson	G	21:32	0-3	0-1	0-0	0	2	2	0	0	0	3	1	1	0	1	-3
9	Drake Powell		29:09	4-8	2-3	0-0	0	2	2	2	1	10	1	0	3	1	0	-1
13	Jalen Washington		17:18	0-2	0-0	2-4	1	2	3	2	2	2	0	0	0	1	1	-4
24	Jae'Lyn Withers		06:06	0-0	0-0	0-0	0	1	1	2	0	0	0	0	0	1	0	8
5	Cade Tyson		03:09	0-0	0-0	0-0	0	0	0	0	0	0	0	0	0	0	0	2
2	James Brown		01:03	0-1	0-0	0-0	0	0	0	0	0	0	0	0	0	0	0	-1
Team							1	2	3			0		0				
Totals				26-54	7-15	8-15	5	22	27	16	17	67	15	6	4	4	4	1

Technical Fouls::NONE

Shooting By Period		
1st FG%	14-29	48.3%
3PT%	3-8	37.5%
FT%	4-5	80%
2nd FG%	12-25	48.0%
3PT%	4-7	57.1%
FT%	4-10	40%
GM FG%	26-54	48.1%
3PT%	7-15	46.7%
FT%	8-15	53.3%

Dead Ball Rebounds: 2, 1

	PIT	UNC
Biggest lead	3 (1st 19:33)	11 (1st 8:58)
Best Scoring Run	10(1st 2:08)	12(1st 15:33)
Lead Changes	13	
Times Tied	11	
Time with Lead	06:43	27:26

Points from	PIT	UNC
Turnovers	6	13
Paint	24	32
Second Chance	3	8
Fast Breaks	0	5
Bench	10	12

Period by Period Scoring	1st	2nd	TOT
PIT	32	34	66
UNC	35	32	67

Official Basketball Box Score - Final

Pittsburgh at SMU

02/11/25 Moody Coliseum, Dallas, Texas
2024-25 Men's Basketball

Game Time: 8:05 AM
Game Duration: 2:06
Attendance: 5,525

Officials: Lee Cassell, Brian O'Connell, Tony Padilla

Pittsburgh - 63 Record: 14-10 (5-8)

NO.	Name		Min	FG M-A	3P M-A	FT M-A	Rebounds OR	DR	TOT	Fouls PF	FD	TP	AS	TO	ST	Blocks BS	BA	+/-
2	Cameron Corhen	F	19:40	3-7	0-0	0-0	1	3	4	5	3	6	2	1	2	0	1	-6
25	Guillermo Diaz Graham	F	32:01	5-9	3-6	2-3	6	2	8	5	3	15	2	0	1	0	0	-18
55	Zack Austin	F	40:00	2-10	2-8	2-2	0	6	6	2	2	8	2	0	1	3	0	-20
5	Ishmael Leggett	G	37:43	5-17	0-8	0-0	1	5	6	1	1	10	2	3	2	1	1	-19
15	Jaland Lowe	G	26:08	3-9	2-5	1-2	2	0	2	2	2	9	5	5	1	0	1	-14
4	Papa Amadou Kante		08:18	0-1	0-0	0-0	1	0	1	1	0	0	0	1	0	0	0	-12
3	Brandin Cummings		16:09	3-8	2-5	4-4	0	1	1	3	3	12	3	1	2	0	0	-7
31	Jorge Diaz Graham		11:04	0-3	0-2	1-2	1	1	2	1	2	1	0	0	0	0	0	-3
52	Amsal Delalić		08:57	0-2	0-1	2-2	2	0	2	0	1	2	0	0	0	0	0	-1
Team							3	0	3			0		1				
Totals				21-66	9-35	12-15	17	18	35	20	17	63	16	12	9	4	3	-20

Technical Fouls: Corhen 2nd 1:36

Shooting By Period		
1st FG%	9-34	26.5%
3PT%	5-20	25.0%
FT%	4-7	57.1%
2nd FG%	12-32	37.5%
3PT%	4-15	26.7%
FT%	8-8	100%
GM FG%	21-66	31.8%
3PT%	9-35	25.7%
FT%	12-15	80.0%

Dead Ball Rebounds: 2, 0

SMU - 83 Record: 19-5 (10-3)

NO.	Name		Min	FG M-A	3P M-A	FT M-A	Rebounds OR	DR	TOT	Fouls PF	FD	TP	AS	TO	ST	Blocks BS	BA	+/-
33	Matt Cross	F	28:19	4-7	2-3	3-6	2	3	5	2	4	13	2	1	1	0	1	18
24	Samet Yigitoglu	C	26:29	7-11	0-0	3-5	2	8	10	2	3	17	3	3	1	1	0	11
0	B.J. Edwards	G	29:04	3-6	0-2	2-2	1	6	7	1	2	8	6	3	2	2	1	18
2	Boopie Miller	G	30:53	4-6	2-3	3-4	1	5	6	3	4	13	4	3	3	0	0	17
3	Chuck Harris	G	29:20	2-6	2-5	0-0	0	1	1	1	0	6	3	2	2	0	0	12
8	Kario Oquendo		27:56	5-8	4-6	3-4	0	4	4	2	3	17	0	1	0	0	1	14
20	Jerrell Colbert		10:08	0-0	0-0	0-0	0	1	1	6	1	0	0	0	1	0	0	10
22	Keon Ambrose-Hylton		13:28	3-6	0-0	1-2	3	0	3	1	2	7	0	1	0	0	1	1
5	Tibet Gorener		02:47	0-1	0-1	0-0	0	0	0	0	0	0	0	0	0	0	0	-1
10	AJ George		01:36	1-1	0-0	0-0	0	0	0	0	0	2	0	0	0	0	0	0
Team							2	1	3			0		0				
Totals				29-52	10-20	15-23	11	29	40	18	19	83	18	15	9	3	4	20

Technical Fouls: Colbert 2nd 1:36

Shooting By Period		
1st FG%	15-26	57.7%
3PT%	6-13	46.2%
FT%	7-11	63.6%
2nd FG%	14-26	53.8%
3PT%	4-7	57.1%
FT%	8-12	66.7%
GM FG%	29-52	55.8%
3PT%	10-20	50.0%
FT%	15-23	65.2%

Dead Ball Rebounds: 2, 0

	Pitt	SMU
Biggest lead	0 (1st 20:00)	23 (2nd 4:31)
Best Scoring Run	6(2nd 13:49)	9(2nd 4:31)
Lead Changes	0	
Times Tied	1	
Time with Lead	00:00	39:23

Points from	Pitt	SMU
Turnovers	12	18
Paint	18	38
Second Chance	8	11
Fast Breaks	12	16
Bench	15	26

Period by Period Scoring	1st	2nd	TOT
Pitt	27	36	63
SMU	43	40	83

2024-25 BOX SCORES

Official Basketball Box Score - Final

Miami (FL) at Pitt

02/15/25 Petersen Events Center, Pittsburgh, PA

2024-25 Men's Basketball

Game Time: 12:00 PM
Game Duration: 1:59
Attendance: 8,578

Officials: Roger Ayers, Tony Henderson, Ryan Sassano

Miami (FL) - 65 **Record: 6-19 (2-12)**

NO.	Name		Min	FG M-A	3P M-A	FT M-A	Rebounds OR	DR	TOT	Fouls PF	FD	TP	AS	TO	ST	Blocks BS	BA	+/-
2	Brandon Johnson	F	26:48	4-9	1-5	3-5	2	4	6	2	2	12	2	0	0	0	0	1
1	Lynn Kidd	C	30:38	5-6	0-0	6-6	5	10	15	3	4	16	1	3	1	2	0	-12
0	Matthew Cleveland	G	32:51	4-16	0-2	0-0	1	2	3	1	1	8	4	2	1	0	3	-16
3	Jalil Bethea	G	29:26	3-9	2-6	0-0	0	2	2	0	0	8	2	0	0	0	0	0
99	Divine Ugochukwu	G	25:39	2-6	1-3	0-0	0	2	2	3	1	5	3	1	1	0	1	-11
23	Austin Swartz		12:36	1-3	1-3	0-0	0	0	0	2	0	3	0	2	0	0	0	0
10	Paul Djobet		18:43	0-1	0-1	0-0	1	2	3	4	2	0	3	0	1	0	0	-9
11	A.J. Staton-McCray		19:28	4-7	3-6	2-2	0	1	1	3	2	13	1	2	0	1	1	0
15	Kiree Huie		03:51	0-0	0-0	0-0	0	0	0	0	0	0	0	0	0	0	0	2
Team							0	1	1			0		0				
Totals				23-57	8-26	11-13	9	24	33	18	12	65	16	10	4	3	5	-9

Technical Fouls: Ugochukwu 2nd0:24

Shooting By Period		
1st FG%	12-25	48.0%
3PT%	6-15	40.0%
FT%	0-0	0%
2nd FG%	11-32	34.4%
3PT%	2-11	18.2%
FT%	11-13	84.6%
GM FG%	23-57	40.4%
3PT%	8-26	30.8%
FT%	11-13	84.6%

Dead Ball Rebounds: 1, 0

Pitt - 74 **Record: 15-10 (6-8)**

NO.	Name		Min	FG M-A	3P M-A	FT M-A	Rebounds OR	DR	TOT	Fouls PF	FD	TP	AS	TO	ST	Blocks BS	BA	+/-
2	Cameron Corhen	F	32:55	7-15	0-0	3-7	1	7	8	3	5	17	1	0	1	1	2	1
25	Guillermo Diaz Graham	F	19:48	0-3	0-2	0-0	3	0	3	1	0	0	2	0	0	0	0	9
55	Zack Austin	F	37:54	3-5	1-1	4-4	4	6	10	1	2	11	2	2	0	1	0	11
3	Brandin Cummings	G	33:15	3-9	1-5	4-5	1	2	3	2	3	11	4	3	0	1	0	6
5	Ishmael Leggett	G	38:45	6-11	2-2	7-7	2	8	10	1	6	21	5	3	4	1	0	9
4	Papa Amadou Kante		06:30	0-1	0-0	0-0	0	1	1	2	0	0	0	1	0	1	0	3
31	Jorge Diaz Graham		02:59	0-1	0-1	0-0	0	0	0	0	0	0	0	0	0	0	0	-5
52	Amsal Delalić		27:54	6-13	2-6	0-1	1	1	2	3	1	14	1	0	1	0	1	11
Team							2	1	3			0		0				
Totals				25-58	6-17	18-24	14	26	40	13	17	74	15	9	6	5	3	9

Technical Fouls: Cummings 2nd0:24

Shooting By Period		
1st FG%	13-30	43.3%
3PT%	3-8	37.5%
FT%	3-5	60%
2nd FG%	12-28	42.9%
3PT%	3-9	33.3%
FT%	15-19	78.9%
GM FG%	25-58	43.1%
3PT%	6-17	35.3%
FT%	18-24	75.0%

Dead Ball Rebounds: 1, 0

	Miami	Pitt
Biggest lead	8 (1st 8:36)	12 (2nd 6:52)
Best Scoring Run	9(1st 12:05)	8(2nd 19:16)
Lead Changes	4	
Times Tied	3	
Time with Lead	13:18	21:43

Points from	Miami	Pitt
Turnovers	7	13
Paint	20	34
Second Chance	6	17
Fast Breaks	15	10
Bench	16	14

Period by Period Scoring	1st	2nd	TOT
Miami	30	35	65
Pitt	32	42	74

Official Basketball Box Score - Final

Syracuse at Pitt

02/18/25 Petersen Events Center, Pittsburgh

2024-25 Men's Basketball

Game Time: 7:00 PM
Game Duration: 2:05
Attendance: 7,260

Officials: Bert Smith, Ted Valentine, Doug Shows

Syracuse - 69 **Record: 11-16 (5-11)**

NO.	Name		Min	FG M-A	3P M-A	FT M-A	Rebounds OR	DR	TOT	Fouls PF	FD	TP	AS	TO	ST	Blocks BS	BA	+/-
13	Jyare Davis	F	22:43	2-9	0-0	2-2	2	4	6	2	1	6	0	0	1	0	3	2
44	Eddie Lampkin	C	22:27	3-6	0-0	1-1	2	4	6	4	4	7	0	2	0	0	1	-8
2	JJ Starling	G	34:07	5-15	3-11	1-2	1	3	4	0	3	14	3	5	1	0	0	-6
3	Lucas Taylor	G	21:09	2-5	2-4	0-0	1	1	2	1	0	6	2	0	1	0	0	-9
5	Jaquan Carlos	G	32:33	2-5	1-3	3-4	0	1	1	3	3	8	6	2	3	0	0	-12
4	Chris Bell		27:19	7-15	7-12	2-2	1	2	3	4	1	23	1	1	0	0	3	-11
6	Petar Majstorovic		25:44	1-2	1-2	0-0	4	2	6	2	1	3	2	2	1	0	0	-16
10	Naheem McLeod		07:14	0-1	0-0	0-0	0	2	2	2	0	0	0	1	0	0	1	2
0	Kyle Cuffe, Jr.		06:44	1-2	0-1	0-0	0	0	0	3	0	2	1	0	0	0	0	3
Team							3	1	4			0		1				
Totals				23-60	14-33	9-11	14	20	34	21	13	69	15	14	7	0	8	-11

Technical Fouls::NONE

Shooting By Period		
1st FG%	14-32	43.8%
3PT%	9-16	56.3%
FT%	4-4	100%
2nd FG%	9-28	32.1%
3PT%	5-17	29.4%
FT%	5-7	71.4%
GM FG%	23-60	38.3%
3PT%	14-33	42.4%
FT%	9-11	81.8%

Dead Ball Rebounds: 2, 0

Pitt - 80 **Record: 16-10 (7-8)**

NO.	Name		Min	FG M-A	3P M-A	FT M-A	Rebounds OR	DR	TOT	Fouls PF	FD	TP	AS	TO	ST	Blocks BS	BA	+/-
2	Cameron Corhen	F	19:37	2-4	0-0	0-3	0	4	4	3	3	4	1	3	2	0	0	6
25	Guillermo Diaz Graham	F	25:38	2-5	2-5	2-2	4	4	8	3	1	8	3	1	1	4	0	5
55	Zack Austin	F	37:39	8-10	3-4	0-1	1	3	4	4	1	19	1	2	3	3	0	14
5	Ishmael Leggett	G	37:20	6-14	3-5	4-5	2	5	7	2	4	19	3	4	0	0	0	12
15	Jaland Lowe	G	35:01	5-10	1-4	6-6	1	3	4	1	5	17	3	1	1	0	0	15
3	Brandin Cummings		29:51	3-7	1-4	4-5	0	2	2	0	4	11	0	1	1	1	0	15
52	Amsal Delalić		11:08	0-4	0-1	2-2	1	2	3	0	3	2	1	0	0	0	0	-4
4	Papa Amadou Kante		01:25	0-0	0-0	0-0	0	0	0	0	0	0	0	0	0	0	0	-5
31	Jorge Diaz Graham		02:21	0-0	0-0	0-0	0	0	0	0	0	0	0	0	0	0	0	-3
Team							2	0	2			0		0				
Totals				26-54	10-23	18-24	11	23	34	13	21	80	12	12	8	8	0	11

Technical Fouls::NONE

Shooting By Period		
1st FG%	11-30	36.7%
3PT%	4-13	30.8%
FT%	8-9	88.9%
2nd FG%	15-24	62.5%
3PT%	6-10	60.0%
FT%	10-15	66.7%
GM FG%	26-54	48.1%
3PT%	10-23	43.5%
FT%	18-24	75.0%

Dead Ball Rebounds: 3, 0

	SU	Pitt
Biggest lead	16 (1st 10:54)	14 (2nd 0:58)
Best Scoring Run	11(1st 10:54)	10(2nd 8:30)
Lead Changes	1	
Times Tied	2	
Time with Lead	27:20	09:28

Points from	SU	Pitt
Turnovers	11	17
Paint	14	28
Second Chance	8	14
Fast Breaks	6	11
Bench	28	13

Period by Period Scoring	1st	2nd	TOT
SU	41	28	69
Pitt	34	46	80

2024-25 Pittsburgh Men's Basketball
Combined Team Statistics
All games

as of Feb 19, 2025

Game Records

Record	Overall	Home	Away	Neutral
ALL GAMES	16-10	12-3	3-6	1-1
CONFERENCE	7-8	5-3	2-5	0-0
NON-CONFERENCE	9-2	7-0	1-1	1-1

Score by Periods

Team	1st	2nd	OT	TOT
Pittsburgh	892	1096	23	2011
Opponents	896	925	25	1846

Team Box Score

No.	Player				Total		3-Point		F-Throw		Rebounds											
		GP-GS	MIN	AVG	FG-FGA	FG%	3FG-3FGA	3FG%	FT-FTA	FT%	OFF	DEF	TOT	AVG	PF	DQ	A	TO	BLK	STL	PTS	AVG
15	LOWE, Jaland	25-25	869:30	34.8	132-347	.380	35-123	.285	115-132	.871	22	80	102	4.1	55	1	131	75	6	42	414	16.6
5	LEGGETT, Ishmael	25-25	887:11	35.5	145-314	.462	34-102	.333	81-99	.818	28	121	149	6.0	58	1	71	54	10	44	405	16.2
2	CORHEN, Cameron	26-26	742:30	28.6	115-188	.612	1-4	.250	43-70	.614	47	92	139	5.3	75	3	25	31	21	21	274	10.5
1	DUNN, Damian	16-12	400:16	25.0	51-120	.425	21-51	.412	36-45	.800	11	32	43	2.7	34	1	30	13	1	14	159	9.9
55	AUSTIN, Zack	26-17	816:27	31.4	79-173	.457	48-119	.403	46-51	.902	22	96	118	4.5	46	0	15	17	46	29	252	9.7
3	CUMMINGS, Brandin	25-2	378:57	15.2	50-110	.455	23-60	.383	37-46	.804	6	31	37	1.5	26	0	19	11	4	10	160	6.4
25	DIAZ GRAHAM, Guillermo	26-21	571:59	22.0	55-127	.433	28-88	.318	21-28	.750	49	83	132	5.1	67	1	41	25	19	10	159	6.1
52	DELALIĆ, Amsal	16-2	224:08	14.0	22-50	.440	9-25	.360	7-14	.500	10	26	36	2.3	14	0	13	13	1	5	60	3.8
31	DIAZ GRAHAM, Jorge	26-0	182:11	7.0	25-47	.532	19-37	.514	10-12	.833	9	12	21	0.8	12	0	4	2	4	7	79	3.0
4	AMADOU KANTE, Papa	20-0	147:43	7.4	16-29	.552	0-2	.000	15-24	.625	12	12	24	1.2	26	1	4	7	7	6	47	2.4
0	NDIAYE, Amdy	7-0	18:06	2.6	1-3	.333	0-1	.000	0-0	.000	1	5	6	0.9	4	0	0	1	0	1	2	0.3
11	BARNES, JR., Marlon	7-0	11:01	1.6	0-1	.000	0-1	.000	0-0	.000	0	2	2	0.3	3	0	2	1	1	0	0	0.0
Team											34	37	71					8				
Total		**26**	**5250**		**691-1509**	**.458**	**218-613**	**.356**	**411-521**	**.789**	**251**	**629**	**880**	**33.8**	**420**	**8**	**355**	**258**	**120**	**189**	**2011**	**77.3**
Opponents		**26**	**5250**		**654-1498**	**.437**	**214-609**	**.351**	**324-455**	**.712**	**270**	**620**	**890**	**34.2**	**465**	**10**	**340**	**317**	**71**	**141**	**1846**	**71.0**

Team Statistics

	UP	OPP
Scoring	**2011**	**1846**
Points per game	77.3	71.0
Scoring margin	+6.3	-
Field goals-att	**691-1509**	**654-1498**
Field goal pct	.458	.437
3 point fg-att	**218-613**	**214-609**
3-point FG pct	.356	.351
3-pt FG made per game	8.4	8.2
Free throws-att	**411-521**	**324-455**
Free throw pct	.789	.712
F-Throws made per game	15.8	12.5
Rebounds	**880**	**890**
Rebounds per game	33.8	34.2
Rebounding margin	-0.4	-
Assists	**355**	**340**
Assists per game	13.7	13.1
Turnovers	**258**	**317**
Turnovers per game	9.9	12.2
Turnover margin	+2.3	-
Assist/turnover ratio	1.4	1.1
Steals	**189**	**141**
Steals per game	7.3	5.4
Blocks	**120**	**71**
Blocks per game	4.6	2.7
Winning streak	**2**	**-**
Home win streak	2	-
Attendance	**121833**	**105226**
Home games-Avg/Game	15-8122	9-11692
Neutral site-Avg/Game	-	2-1112

Team Results

Date	Opponent		Score	Att.
11/04/2024	Radford	W	96-56	6579
11/08/2024	Murray St.	W	83-68	7537
11/11/2024	Gardner-Webb	W	83-64	6229
11/15/2024	West Virginia	W	86-62	10882
11/18/2024	VMI	W	93-48	6391
11/22/2024	vs LSU	W	74-63	1112
11/24/2024	vs Wisconsin	L	75-81	1112
11/29/2024	at Ohio St.	Wot	91-90	13064
12/04/2024	at Mississippi St.	L	57-90	9492
12/07/2024	at Virginia Tech	W	64-59	8925
12/11/2024	Eastern Ky.	W	96-56	5948
12/21/2024	Sam Houston	W	110-78	7164
01/01/2025	California	W	86-74	7177
01/04/2025	Stanford	W	83-68	8087
01/07/2025	at Duke	L	47-76	9314
01/11/2025	Louisville	L	78-82	9065
01/15/2025	at Florida St.	L	70-82	5784
01/18/2025	Clemson	Lot	75-78	10584
01/25/2025	at Syracuse	W	77-73	20585
01/28/2025	North Carolina	W	73-65	11277
02/01/2025	at Wake Forest	L	74-76	10787
02/03/2025	Virginia	L	57-73	9075
02/08/2025	at North Carolina	L	66-67	21750
02/11/2025	at SMU	L	63-83	5525
02/15/2025	Miami (FL)	W	74-65	8578
02/18/2025	Syracuse	W	80-69	7260

2024-25 Pittsburgh Men's Basketball
Combined Team Statistics
In Conference games

as of Feb 19, 2025

Game Records

Record	Overall	Home	Away	Neutral
ALL GAMES	7-8	5-3	2-5	0-0
CONFERENCE	7-8	5-3	2-5	0-0
NON-CONFERENCE	0-0	0-0	0-0	0-0

Score by Periods

Team	1st	2nd	OT	TOT
Pittsburgh	469	589	9	1067
Opponents	539	539	12	1090

Team Box Score

No.	Player				Total		3-Point		F-Throw		Rebounds											
		GP-GS	MIN	AVG	FG-FGA	FG%	3FG-3FGA	3FG%	FT-FTA	FT%	OFF	DEF	TOT	AVG	PF	DQ	A	TO	BLK	STL	PTS	AVG
15	LOWE, Jaland	14-14	500:54	35.8	73-195	.374	18-63	.286	69-78	.885	11	34	45	3.2	31	1	61	47	2	24	233	16.6
5	LEGGETT, Ishmael	14-14	522:03	37.3	72-175	.411	21-62	.339	47-52	.904	14	67	81	5.8	34	0	43	35	6	24	212	15.1
2	CORHEN, Cameron	15-15	436:01	29.1	65-114	.570	0-0	.000	25-42	.595	25	57	82	5.5	42	2	12	16	15	12	155	10.3
55	AUSTIN, Zack	15-15	524:38	35.0	46-105	.438	27-73	.370	22-23	.957	13	62	75	5.0	26	0	11	12	28	22	141	9.4
1	DUNN, Damian	9-5	245:34	27.3	26-69	.377	11-32	.344	18-21	.857	6	22	28	3.1	19	0	17	9	1	9	81	9.0
25	DIAZ GRAHAM, Guillermo	15-10	316:07	21.1	29-62	.468	18-45	.400	11-16	.688	31	33	64	4.3	38	1	27	11	11	6	87	5.8
3	CUMMINGS, Brandin	14-2	193:26	13.8	21-54	.389	8-26	.308	20-24	.833	2	16	18	1.3	17	0	10	7	3	4	70	5.0
31	DIAZ GRAHAM, Jorge	15-0	119:28	8.0	15-31	.484	11-24	.458	7-9	.778	6	8	14	0.9	7	0	1	1	4	4	48	3.2
52	DELALIĆ, Amsal	8-0	84:40	10.6	8-23	.348	2-9	.222	6-10	.600	5	9	14	1.8	5	0	3	2	0	2	24	3.0
4	AMADOU KANTE, Papa	12-0	78:33	6.5	4-11	.364	0-1	.000	8-11	.727	4	5	9	0.8	14	0	1	3	3	3	16	1.3
11	BARNES, JR., Marlon	1-0	01:56	1.9	0-0	.000	0-0	.000	0-0	.000	0	1	1	1.0	1	0	0	1	0	0	0	0.0
0	NDIAYE, Amdy	1-0	01:38	1.6	0-0	.000	0-0	.000	0-0	.000	0	0	0	0.0	0	0	0	0	0	0	0	0.0
Team											19	16	35					6				
Total		**15**	**3025**		**359-839**	**.428**	**116-335**	**.346**	**233-286**	**.815**	**136**	**330**	**466**	**31.1**	**234**	**4**	**186**	**150**	**73**	**110**	**1067**	**71.1**
Opponents		**15**	**3025**		**377-833**	**.453**	**142-366**	**.388**	**194-259**	**.749**	**152**	**368**	**520**	**34.7**	**260**	**3**	**227**	**179**	**41**	**83**	**1090**	**72.7**

Team Statistics

	UP	OPP
Scoring	**1067**	**1090**
Points per game	71.1	72.7
Scoring margin	-1.5	-
Field goals-att	**359-839**	**377-833**
Field goal pct	.428	.453
3 point fg-att	**116-335**	**142-366**
3-point FG pct	.346	.388
3-pt FG made per game	7.7	9.5
Free throws-att	**233-286**	**194-259**
Free throw pct	.815	.749
F-Throws made per game	15.5	12.9
Rebounds	**466**	**520**
Rebounds per game	31.1	34.7
Rebounding margin	-3.6	-
Assists	**186**	**227**
Assists per game	12.4	15.1
Turnovers	**150**	**179**
Turnovers per game	10.0	11.9
Turnover margin	+1.9	-
Assist/turnover ratio	1.2	1.3
Steals	**110**	**83**
Steals per game	7.3	5.5
Blocks	**73**	**41**
Blocks per game	4.9	2.7
Winning streak	**2**	**-**
Home win streak	2	-
Attendance	**71103**	**82670**
Home games-Avg/Game	8-8888	7-11810
Neutral site-Avg/Game	-	0-0

Team Results

Date	Opponent		Score	Att.
12/07/2024	at Virginia Tech	W	64-59	8925
01/01/2025	California	W	86-74	7177
01/04/2025	Stanford	W	83-68	8087
01/07/2025	at Duke	L	47-76	9314
01/11/2025	Louisville	L	78-82	9065
01/15/2025	at Florida St.	L	70-82	5784
01/18/2025	Clemson	Lot	75-78	10584
01/25/2025	at Syracuse	W	77-73	20585
01/28/2025	North Carolina	W	73-65	11277
02/01/2025	at Wake Forest	L	74-76	10787
02/03/2025	Virginia	L	57-73	9075
02/08/2025	at North Carolina	L	66-67	21750
02/11/2025	at SMU	L	63-83	5525
02/15/2025	Miami (FL)	W	74-65	8578
02/18/2025	Syracuse	W	80-69	7260