NOTRE DAME SOFTBALL

FIGHTING IRISH MEDIA

Nick Yuska
Associate Athletics Communications Director
nyuska@nd.edu
970-685-8111 (cell)

GAMES 30-32 — VS. STANFORD

TOURNAMENT INFORMATION

	Notre Dame (13-16, 2-4 ACC)	**No. 11** - ACC Preseason Poll	Twitter: **@NDSoftball**	Instagram: **@NotreDameSoftball**
	#17 Stanford (20-3, 5-1 ACC)	**Friday, March 21** **6:00 PM ET**	ACCNX	**Melissa Cook Stadium** South Bend, Indiana
		Saturday, March 22 **4:30 PM ET**	ACCN	**Live Stats:** Fightingirish.com/mediastats
		Sunday, March 23 **6:00 PM ET**	ACCN	

2025 SEASON NOTES & NUMBERS

0	**0** hits allowed by Shannon Becker against Maine on Feb. 22. It was her first career no hitter and the 40th solo no-no in program history
1	**1st** season at the helm for Head Coach Kris Ganeff after 23 years as an assistant for the Irish
1	**1st** time ever Stanford will play in South Bend
1	Brianne Weiss threw a complete game shutout at NC State on March 14 in career start number **1** for the freshman lefthander
2	Notre Dame has **2** ranked wins this season (#15 Missouri, #23 San Diego State)
6	**6** wins in the circle for Micaela Kastor, a team-high and tied for 18th most in the conference. Two of those wins have come against ranked opponents
7	Addison Amaral hit **7** home runs during conference play last year, tied for the 3rd most among returners in the ACC
12	**12** of Notre Dame wins have come when the Irish score first
14	**14** career saves by Shannon Becker. It's the most by a Notre Dame player since 2016
15	**15** different Irish batters have recorded a hit this year
27	Notre Dame started off the season with **27** straight road/neutral games
34	**34** stolen bases by the Irish this season
100	Notre Dame is one of four schools to return **100%** of its innings from a season ago - 333.0 IP between Alexis Laudenslager, Shannon Becker, Micaela Kastor and Kami Kamzik
183	**183** strikeouts by Notre Dame pitching this season, 2nd most in the ACC
200	Both Micaela Kastor and Shannon Becker achieved their **200th** career strikeout in the series at Louisville

THE COACHES

	Head Coach	At School (Years)	Overall (Years)
Notre Dame	Kris Ganeff	13-16 (1st Year as HC)	Same
Stanford	Jessica Allister	268-138 (8)	558-241 (15)

ALL-TIME SERIES

	All-Time	Home	Last
Stanford	ND Trails 0-3	First Time	L, 2-5 Feb. 21, 2009 | Palo Alto, Calif.

LAST WEEK

Date	Opponent	Site	Results
March 19	Western Michigan	South Bend, IN	W, 2-1
March 18	Indiana	South Bend, IN	L, 2-3
March 15	NC State	Raleigh, NC	L, 3-5 (8 inn.)
March 15	NC State	Raleigh, NC	L, 0-6
March 14	NC State	Raleigh, NC	W, 3-0

Melissa Cook Stadium

2025 Notre Dame Softball Notes

Back Home

- Notre Dame went 1-1 this week, beating Western Michigan 2-1 for the first home win of the season after falling to Indiana the day before
- The Irish snapped a three-game losing streak with the win over the Broncos. The pitching duo of Kami Kamzik and Shannon Becker stifled Western Michigan bats all day, only allowing three hits and a walk
- Addison Amaral continued to shine, having an RBI double to open up the game. She's currently on an 11 game on base streak and leads the team with 24 RBI

Racking up K's in the Circle

- Through the first 29 games of the season, Notre Dame ranks second in the ACC with 183 strikeouts
- Micaela Kastor leads the team with 54, tied for 6th in the conference
- Kami Kamzik (47) and Brianne Weiss (44) are both in the top-20 of the conference
- Notre Dame has three pitchers in the top-20 most strikeouts in the ACC, which is tied for the most in the conference





Using the Long Ball

- Notre Dame homered in 7-straight games from the San Diego State game through the first game at NC State
- During that stretch, Rachel Allen and Paige Cowley both homered twice
- The Irish have four games with multiple home runs this year
- Eight players have left the yard this season, five of them doing it on more then one occasion
- Addison Amaral, Kaia Cortes, Cowley and Allen all lead the team with three each

Micaela Kastor Wins Film Award

- Notre Dame junior pitcher Micaela Kastor received the Audience Choice Award at the 36th annual Notre Dame Student Film Festival in late January
- The "You are Home" documentary highlighted the life of Melissa Cook, a former Notre Dame Softball player who was tragically killed in a construction accident. The film honors Cook's life and details the history behind the naming of Melissa Cook Stadium
- Last summer, Kastor worked at 20th Century Studios last summer as a production assistant. She shadowed the director for the television show *9-1-1*

2025 Notre Dame Softball Notes



Weiss is Sizzlin'

- Freshman pitcher Brianne Weiss has continued to show flashes in the circle as the only left hander on the team
- In her first career start last weekend at NC State, she threw a complete game shutout, only allowing three hits and notching six strikeouts
- Since the game against LSU, she has a team best 38 strikeouts on 35.1 innings pitched. Her 2.77 ERA during that span also leads the team
- Her 44 strikeouts on the season are ranked in the top-19 of the conference

Playing Into Bigger Roles

- The trio of Olivia Levitt, Paige Cowley and Sydny Poeck have all played into bigger roles during breakout 2025 seasons
- Poeck has made her way around the diamond, mostly seeing time in the outfield but also filling in at first. The left handed hitter hit her first career homer at Cal State Fullerton, and is hitting .328 in 22 starts.
- Levitt is hitting .283 this season. She has emerged into a consistent player at third, breaking out during the Mardi Gras Classic in Mobile when she was named to the NFCA Top Performances list and hit her first career home run at Ohio State
- Cowley has clubbed her first three career homers this season. She's hitting .250 and has been the primary pinch hitter for the team



Shannon Becker Tosses No-No

- Shannon Becker tossed her first career no-hitter in the win over Maine
- The senior's stat line was: 6 IP, 0 H, 0 ER, 1 BB, 6 SO
- It was the 40th solo no-hitter in program history, and 60th overall. It was the first Irish no-hitter since 2022 (Alexis Holloway, April 15, 2022 against Clemson)

Ganeff gets Win Number 1

- After 23 years as an assistant, Kris Ganeff is in her first season at the helm for Notre Dame Softball.
- Ganeff, a Notre Dame grad of 1999 and former softball player, got her first career win against #15 Missouri, becoming the first Irish softball coach to get her first win against a ranked opponent.

2025 NOTRE DAME SOFTBALL

SCHEDULE/RESULTS

Date	Opponent (NFCA/ESPN)	ND Rank (NFCA/ESPN)	Site	Broadcast	Time/Result
NFCA Leadoff Classic					
Feb. 7	Morgan State		Clearwater, FL	Gamechanger	L, 4-5
	RV/RV Kentucky		Clearwater, FL	Gamechanger	L, 4-12 (5)
Feb. 8	#6/5 Tennessee		Clearwater, FL	Gamechanger	L, 2-10 (5)
	#15/15 Missouri		Clearwater, FL	Gamechanger	W, 4-3
Feb. 9	RV/RV Penn State		Clearwater, FL	Gamechanger	W, 4-2
	Bethune Cookman		Clearwater, FL	Gamechanger	W, 1-0
Battle at the Beach					
Feb. 14	Marist		Myrtle Beach, SC		L, 0-6
	at Coastal Carolina		Myrtle Beach, SC	ESPN+	L, 7-8 (8)
Feb. 15	Towson		Myrtle Beach, SC		W, 9-0 (5)
	Kent State		Myrtle Beach, SC		W, 5-0
Feb. 16	Towson		Myrtle Beach, SC		Canceled
Mardi Gras Classic					
Feb. 21	TAMU Corpus Christi		Mobile, AL		W, 8-3
	at South Alabama		Mobile, AL	ESPN+	L, 4-5
Feb. 22	Maine		Mobile, AL		W, 8-0 (6)
	at South Alabama		Mobile, AL	ESPN+	L, 1-9 (6)
Feb. 23	Lipscomb		Mobile, AL		W, 15-4
Judi Garman Classic					
Feb. 27	#4/4 UCLA		Fullerton, CA		L, 2-7
	at Cal State Fullerton		Fullerton, CA	ESPN+	W, 5-2
Feb. 28	#5/6 LSU		Fullerton, CA		L, 0-10 (5)
	#23/23 San Diego State		Fullerton, CA		W, 5-4
March 1	#12/10 Arizona		Fullerton, CA		L, 1-7
March 7	at Louisville*		Louisville, KY	ACC Network Extra	L, 2-9
March 8	at Louisville *		Lousiville, KY	ACC Network Extra	W, 3-2
March 9	at Louisville*		Louisville, KY	ACC Network Extra	L, 3-4 (14)
March 11	at RV/RV Ohio State		Columbus, OH	Big Ten Plus	L, 2-3
March 14	at NC State *		Raleigh, NC	ACC Network	W, 3-0
March 15	at NC State*		Raleigh, NC	ACC Network Extra	L, 0-6
March 15	at NC State*		Raleigh, NC	ACC Network Extra	L, 3-5 (8)
March 18	**INDIANA**		**South Bend, IN**	**ACC Network**	**L, 2-3**
March 19	**WESTERN MICHIGAN**		**South Bend, IN**	**ACC Network Extra**	**W, 2-1**
March 21	**#17/17 STANFORD***		**South Bend, IN**	**ACC Network Extra**	**6:00 p.m. ET**
March 22	**#17/17 STANFORD***		**South Bend, IN**	**ACC Network**	**4:30 p.m. ET**
March 23	**#17/17 STANFORD***		**South Bend, IN**	**ACC Network**	**6:00 p.m. ET**
March 25	**UIC**		**South Bend, IN**	**ACC Network Extra**	**5:30 p.m. ET**
March 28	**VIRGINIA***		**South Bend, IN**	**ACC Network Extra**	**5:00 p.m. ET**
March 29	**VIRGINIA***		**South Bend, IN**	**ACC Network Extra**	**1:00 p.m. ET**
March 30	**VIRGINIA***		**South Bend, IN**	**ACC Network Extra**	**12:00 p.m. ET**
April 1	at Northwestern		Evanston, IL	Big Ten Plus	4:00 p.m. CT
April 4	**PITTSBURGH***		**South Bend, IN**	**ACC Network Extra**	**5:00 p.m. ET**
April 5	**PITTSBURGH***		**South Bend, IN**	**ACC Network Extra**	**1:00 p.m. ET**
April 6	**PITTSBURGH***		**South Bend, IN**	**ACC Network Extra**	**12:00 p.m. ET**
April 8	**DEPAUL**		**South Bend, IN**	**ACC Network Extra**	**5:00 p.m. ET**
April 9	**BOWLING GREEN**		**South Bend, IN**	**ACC Networtk**	**8:00 p.m. ET**
April 11	Virginia Tech*		Blacksburg, VA	ACC Network Extra	6:00 p.m. ET
April 12	Virginia Tech*		Blacksburg, VA	ACC Network Extra	2:00 p.m. ET
April 13	Virginia Tech*		Blacksburg, VA	ACC Network	6:00 p.m. ET
April 15	at Michigan State		East Lansing, MI	Big Ten Plus	6:00 p.m. ET
April 17	Duke*		Durham, NC	ACC Network Extra	6:00 p.m. ET
April 18	Duke*		Durham, NC	ACC Network Extra	6:00 p.m. ET
April 19	Duke*		Durham, NC	ACC Network Extra	1:00 p.m. ET
April 22	**CENTRAL MICHIGAN**		**South Bend, IN**	**ACC Network Extra**	**5:00 p.m. ET**
April 23	**VALPARAISO**		**South Bend, IN**	**ACC Network Extra**	**5:00 p.m. ET**
April 25	**NORTH CAROLINA***		**South Bend, IN**	**ACC Network Extra**	**5:00 p.m. ET**
April 26	**NORTH CAROLINA***		**South Bend, IN**	**ACC Network Extra**	**1:00 p.m. ET**
April 27	**NORTH CAROLINA***		**South Bend, IN**	**ACC Network Extra**	**12:00 p.m. ET**
April 28	**OREGON**		**South Bend, IN**	**ACC Network Extra**	**5:00 p.m. ET**
May 7-9	ACC Softball Championship Tournament		Harrington Athletics Village, MA		
May 15-17	NCAA Regionals				
May 22-24	NCAA Super Regionals				
May 29-June 6	NCAA Women's College World Series				

HOME | **Atlantic Coast Conference game*

BROADCAST ROSTER

#1 | Brianne Weiss
Fr • LHP • Placentia, Calif.

#2 | Rebecca Eckart
Fr • C • La Mirada, Calif.

#3 | Sydny Poeck
So • UT • Zionsville, Ind.

#4 | Addison Amaral
So • INF • Salinas, Calif.

#5 | Emily Tran
Sr • OF • Spring, Texas

#7 | Micaela Kastor
Jr • P/UT • Simi Valley, Calif.

#9 | Mickey Winchell
Jr • OF • Livermore, Calif.

#10 | Rachel Allen
Sr • C • Palos Verdes, Calif.

#11 | Jane Kronenberger
Sr • UT • Cincinnati, Ohio

#12 | Alexis Laudenslager
Gr • RHP • San Diego, Calif.

#15 | Paige Cowley
Jr • P/UT • Upland, Calif.

#16 | Olivia Leavitt
So • INF • San Mateo, Calif.

#17 | Caitlyn Early
Fr • INF • Santa Barbara, Calif.

#20 | Kaia Cortes
Fr • INF • Tampa, Fla.

#22 | Avery Houlihan
Fr • INF • Joliet, Ill.

#23 | Kami Kamzik
So • P/1B • Johnstown, Penn.

#24 | Anna Holloway
Sr • INF • Crown Point, Ind.

#26 | Tenley Sweet
So • OF • Newhall, Calif.

#27 | Caroline O'Brien
Fr • INF • Chicago, Ill.

#31 | Shannon Becker
Sr • P • Mahopac, N.Y.

#99 | Christina Willemssen
So • OF • Fairfax Station, Va.

Kris Ganeff
Head Coach

Boo de Oliveira
Assistant Coach

Mike Perniciaro
Assistant Coach

Mo Wimpee
Assistant Coach

Jamie Spitale
Director of Player Personnel and Operations

Jen Vining Smith
Sport Administrator

Emily Day
Athletic Trainer

Tony Rolinski
Strength and Conditioning

Nick Yuska
Athletic Communications

2025 Notre Dame Softball Roster

No.	Name	Pos.	B/T	Ht.	Class	Hometown/High School
1	Brianne Weiss	P	L/L	5-8	Freshman	Placentia, Calif/Orange Lutheran
2	Rebecca Eckart	C	R/R	5-7	Freshman	La Mirada, Calif./La Mirada
3	Sydny Poeck	UTL	L/R	5-11	Sophomore	Zionsville, Ind./Zionsville
4	Addison Amaral	INF	R/R	5-9	Sophomore	Salinas, Calif./Notre Dame High of Salinas
5	Emily Tran	OF	L/R	5-3	Senior	Spring, Texas/Klein Cain
7	Micaela Kastor	P/UTL	R/R	5-6	Junior	Simi Valley, Calif./Oaks Christian
9	Mickey Winchell	OF	R/R	5-8	Junior	Livermore, Calif./Granada High
10	Rachel Allen	C	R/R	5-6	Senior	Palos Verdes, Calif./Palos Verdes
11	Jane Kronenberger	INF	R/R	5-9	Senior	Cincinnati, Ohio/Ursuline Academy
12	Alexis Laudenslager	P	R/R	5-10	Grad	San Diego, Calif./Scripps Ranch
15	Paige Cowley	P/UTL	R/R	5-9	Junior	Upland, Calif./Upland
16	Olivia Levitt	INF	R/R	5-5	Sophomore	San Mateo, Calif/St. Igantius College Prep
17	Caitlyn Early	INF	R/R	5-6	Freshman	Santa Barbara, Calif./San Marcos
20	Kaia Cortes	INF	L/L	5-7	Freshman	Tampa, Fla./Berkeley Prep
22	Avery Houlihan	INF	R/R	5-6	Freshman	Joliet, Ill./Joilet West
23	Kami Kamzik	P/1B	R/R	6-0	Sophomore	Johnstown, Pa./Central Cambria
24	Anna Holloway	INF	R/R	5-6	Senior	Crown Point, Ind./Crown Point
26	Tenley Sweet	OF	L/R	5-6	Sophomore	Newhall, Calif./Hart
27	Caroline O'Brien	UT	R/R	5-1	Freshman	Chicago, Ill./Marist
31	Shannon Becker	P	R/R	5-11	Senior	Mahopac, N.Y./Mahopac
99	Christina Willemssen	OF	L/R	5-7	Sophomore	Fairfax Station, Va./Robinson

Head Coach: Kris Ganeff – 1st Season as Head Coach, 24th Season at Notre Dame (Notre Dame '99)
Assistant Coach: Boo De Oliveira – 1st Season (Wisconsin '06)
Assistant Coach: Mike Perniciaro – 1st Season (Missouri-St. Louis '93, Western Illinois '95)
Assistant Coach: Mo Wimpee – 1st Season (Purdue '23)
Director of Player Personnel and Operations: Jamie Spitale – 10th Season (Hillsdale College '97)
Athletic Trainer: Emily Day – 2nd Season with softball, 4th season at Notre Dame (Franklin College '17, Campbell University '19)
Associate Coach, Strength and Conditioning: Tony Rolinski – 2nd Season with softball, 26 years at Notre Dame (Penn State '91, Pittsburgh '96)

Pronunciation Guide

3 – Sydny Poeck – PECK
4 – Addison Amaral – AMMER-all
7 - Micaela Kastor - CAST-er
11 - Jane Kronenberger - KROW-nen-burger
12 – Alexis Laudenslager – LOUD-en-SLAY-ger
Kris Ganeff – GAN-ef
Mike Perniciaro – PERN-uh-CHAIR-oh
Jamie Spitale – spil-TALL-ee

2025 Notre Dame Softball
Overall Statistics for Notre Dame (as of Mar 19, 2025)
(All games Sorted by Batting avg)

Record: 13-16 Home: 1-1 Away: 3-8 Neutral: 9-7 ACC: 2-4

Player	avg	gp-gs	ab	r	h	2b	3b	hr	rbi	tb	slg%	bb	hp	so	gdp	ob%	sf	sh	sb-att	po	a	e	fld%
4 Addison Amaral	.375	29-29	80	11	30	5	0	3	24	44	.550	17	3	5	0	.490	2	1	5-7	21	48	5	.932
3 Sydny Poeck	.328	27-22	67	11	22	2	0	1	6	27	.403	12	0	14	0	.430	0	2	1-1	70	2	1	.986
5 Emily Tran	.287	29-28	87	15	25	4	1	0	3	31	.356	7	0	7	0	.340	0	3	8-8	28	3	0	1.000
16 Olivia Levitt	.283	24-15	46	6	13	1	0	1	8	17	.370	5	1	5	0	.358	1	0	1-1	9	24	3	.917
24 Anna Holloway	.263	27-26	57	2	15	2	0	1	2	20	.351	4	0	13	0	.311	0	6	1-2	37	38	6	.926
10 Rachel Allen	.253	27-25	75	7	19	3	0	3	12	31	.413	8	1	17	0	.329	1	0	0-0	133	14	3	.980
15 Paige Cowley	.250	25-14	48	3	12	0	0	3	6	21	.438	2	2	11	2	.302	1	1	1-1	0	0	0	.000
11 Jane Kronenberger	.231	29-29	78	14	18	5	1	2	8	31	.397	7	4	8	0	.326	0	0	1-1	35	0	0	1.000
20 Kaia Cortes	.210	22-22	62	6	13	2	0	3	8	24	.387	4	7	9	0	.329	0	0	1-1	130	3	1	.993
27 Caroline O'Brien	.182	27-15	44	6	8	0	0	0	7	8	.182	4	1	2	0	.265	0	2	4-5	9	34	2	.956
---																							
9 Mickey Winchell	.408	17-15	49	11	20	1	0	0	6	21	.429	5	0	6	0	.463	0	1	7-10	26	0	0	1.000
17 Caitlyn Early	.250	18-1	20	5	5	0	0	0	2	5	.250	0	0	4	0	.250	0	0	3-3	0	1	0	1.000
22 Avery Houlihan	.231	21-5	13	9	3	0	0	0	1	3	.231	4	1	4	0	.444	0	1	1-2	8	4	0	1.000
99 Christina Willemssen	.190	19-5	21	2	4	0	0	0	3	4	.190	6	0	5	0	.357	1	0	0-0	8	0	1	.889
2 Rebecca Eckart	.158	11-10	19	0	3	0	0	0	0	3	.158	2	0	3	0	.238	0	0	0-0	55	0	0	1.000
7 Micaela Kastor	.000	6-3	2	1	0	0	0	0	0	0	.000	0	0	1	0	.000	0	0	0-0	0	8	0	1.000
Totals	.273	29	768	109	210	25	2	17	96	290	.378	87	20	114	2	.360	6	17	34-42	570	197	23	.971
Opponents	.268	29	751	130	201	26	5	25	117	312	.415	103	23	183	1	.370	7	17	51-55	581	242	33	.961

LOB - Team (209), Opp (203). DPs turned - Team (4), Opp (6). CI - Team (1), Allen 1. IBB - Team (0), Opp (6).

(All games Sorted by Earned run avg)

Player	era	w-l	app	gs	cg	sho	sv	ip	h	r	er	bb	so	2b	3b	hr	b/avg	wp	hp	bk	sfa	sha
1 Brianne Weiss	3.47	1-3	12	1	1	1/1	0	38.1	42	21	19	19	44	4	2	4	.276	2	9	0	1	3
7 Micaela Kastor	3.80	6-3	15	13	3	0/2	0	62.2	55	36	34	38	64	7	1	7	.233	6	3	0	4	5
31 Shannon Becker	3.80	2-1	14	3	1	1/2	3	35.0	37	20	19	14	23	3	1	5	.270	1	5	0	2	3
23 Kami Kamzik	4.57	4-5	15	9	2	0/1	0	46.0	50	35	30	23	47	11	1	6	.267	12	4	0	0	4
---																						
12 Alexis Laudenslager	14.88	0-4	6	3	0	0/1	0	8.0	17	18	17	9	5	1	0	3	.436	0	2	0	0	2
Totals	4.38	13-16	29	29	7	5/3	3	190.0	201	130	119	103	183	26	5	25	.268	21	23	0	7	17
Opponents	3.11	16-13	29	29	9	3/0	1	193.2	210	109	86	87	114	25	2	17	.273	10	20	0	6	17

PB - Team (2), Eckart 1, Allen 1, Opp (7). Pickoffs - Team (1), Allen 1. SBA/ATT - Allen (39-43), Kastor (21-25), Eckart (12-12), Kamzik (10-10), Becker (8-8), Weiss (7-7), Laudenslager (5-5).

2025 Notre Dame Softball
Conference statistics for Notre Dame (as of Mar 15, 2025)
(ACC games only Sorted by Batting avg)

Record: 2-4 Home: 0-0 Away: 2-4 ACC: 2-4

Player	avg	gp-gs	ab	r	h	2b	3b	hr	rbi	tb	slg%	bb	hp	so	gdp	ob%	sf	sh	sb-att	po	a	e	fld%
3 Sydny Poeck	.375	5-4	16	1	6	0	0	0	0	6	.375	3	0	4	0	.474	0	0	0-0	7	1	0	1.000
4 Addison Amaral	.333	6-6	21	2	7	1	0	0	4	8	.381	5	0	1	0	.462	0	0	1-1	7	10	1	.944
10 Rachel Allen	.238	6-6	21	1	5	0	0	1	3	8	.381	4	0	5	0	.360	0	0	0-0	39	5	1	.978
5 Emily Tran	.227	6-6	22	2	5	0	0	0	0	5	.227	1	0	1	0	.261	0	2	4-4	11	1	0	1.000
11 Jane Kronenberger	.222	6-6	18	2	4	1	1	0	1	7	.389	2	0	3	0	.300	0	0	0-0	10	0	0	1.000
24 Anna Holloway	.158	6-6	19	1	3	0	0	1	1	6	.316	0	0	6	0	.158	0	0	0-0	10	9	0	1.000
20 Kaia Cortes	.143	6-6	21	2	3	0	0	2	2	9	.429	0	2	5	0	.217	0	0	0-0	39	2	0	1.000
16 Olivia Levitt	.143	6-4	14	2	2	0	0	0	0	2	.143	0	1	2	0	.200	0	0	0-0	1	6	0	1.000
27 Caroline O'Brien	.143	6-2	7	0	1	0	0	0	1	1	.143	2	0	0	0	.333	0	0	2-2	3	5	0	1.000
15 Paige Cowley	.095	6-5	21	1	2	0	0	1	1	5	.238	0	0	7	1	.095	0	0	0-0	0	0	0	.000
---																							
9 Mickey Winchell	.500	2-2	6	0	3	0	0	0	1	3	.500	1	0	0	0	.571	0	0	0-1	2	0	0	1.000
99 Christina Willemssen	.500	2-0	2	0	1	0	0	0	0	1	.500	1	0	0	0	.667	0	0	0-0	1	0	0	1.000
17 Caitlyn Early	.000	4-0	4	0	0	0	0	0	0	0	.000	0	0	0	0	.000	0	0	0-0	0	0	0	.000
2 Rebecca Eckart	.000	1-1	2	0	0	0	0	0	0	0	.000	0	0	2	0	.000	0	0	0-0	9	0	0	1.000
7 Micaela Kastor	.000	2-2	0	0	0	0	0	0	0	0	.000	0	0	0	0	.000	0	0	0-0	0	1	0	1.000
22 Avery Houlihan	.000	4-0	0	0	0	0	0	0	0	0	.000	1	0	0	0	1.000	0	0	1-1	1	0	0	1.000
Totals	.216	6	194	14	42	2	1	5	14	61	.314	20	3	36	1	.300	0	2	8-9	140	46	2	.989
Opponents	.274	6	179	26	49	11	2	4	23	76	.425	23	2	46	0	.361	1	4	17-19	150	58	7	.967

LOB - Team (55), Opp (43). DPs turned - Team (1), Opp (1). IBB - Team (0), Opp (2).

(ACC games only Sorted by Earned run avg)

Player	era	w-l	app	gs	cg	sho	sv	ip	h	r	er	bb	so	2b	3b	hr	b/avg	wp	hp	bk	sfa	sha
1 Brianne Weiss	2.78	1-2	4	1	1	1/0	0	22.2	22	11	9	8	25	3	2	1	.253	0	2	0	0	2
31 Shannon Becker	2.86	0-0	2	0	0	0/0	0	7.1	6	3	3	5	5	2	0	2	.231	0	0	0	0	1
23 Kami Kamzik	3.82	1-1	2	2	1	0/0	0	7.1	11	5	4	3	10	4	0	0	.344	0	0	0	0	1
7 Micaela Kastor	5.25	0-1	3	3	0	0/0	0	9.1	10	7	7	7	6	2	0	1	.294	0	0	0	1	0
Totals	3.45	2-4	6	6	2	1/0	0	46.2	49	26	23	23	46	11	2	4	.274	0	2	0	1	4
Opponents	1.54	4-2	6	6	2	1/0	0	50.0	42	14	11	20	36	2	1	5	.216	2	3	0	0	2

PB - Team (2), Eckart 1, Allen 1, Opp (3). SBA/ATT - Allen (14-16), Kastor (6-8), Weiss (5-5), Kamzik (3-3), Becker (3-3), Eckart (3-3).

2025 TEAM HITTING GAME-BY-GAME

Date	Opponent	ab	r	h	rbi	2b	3b	hr	tb	bb	ibb	sb	cs	hbp	sac	sf	gdp	k	po	a	e	lob	avg
Feb 07	vs Morgan State	26	4	6	3	1	0	0	7	3	0	1	0	3	1	1	0	0	18	10	1	9	.231
Feb 07	vs Kentucky	18	4	2	4	0	0	0	2	3	0	0	0	1	0	0	0	0	12	1	1	3	.182
Feb 08	vs Tennessee	19	2	2	2	0	0	0	2	0	0	0	0	2	0	1	0	3	12	4	0	5	.159
Feb 08	vs Missouri	28	4	11	4	1	0	1	15	2	0	1	1	0	2	0	0	3	21	8	2	9	.231
Feb 09	vs Penn State	23	4	8	4	1	0	0	9	4	0	0	0	0	1	1	1	0	21	13	1	7	.254
Feb 09	vs Bethune Cookman	23	1	9	1	1	0	0	10	1	0	0	1	0	2	1	0	1	21	6	1	8	.277
Feb 14	vs Marist	26	0	4	0	2	0	0	6	0	0	0	0	0	0	0	0	2	18	11	0	5	.258
Feb 14	at Coastal Carolina	32	7	8	7	1	1	2	17	2	0	0	0	2	0	0	0	13	23	5	1	6	.256
Feb 15	vs Towson	20	9	7	8	1	0	0	8	3	0	1	1	2	0	0	0	1	15	2	0	4	.265
Feb 15	vs Kent State	25	5	9	4	0	0	2	15	3	0	3	0	1	1	0	0	1	21	8	0	7	.275
Feb 21	vs Texas A&M-CC	24	8	8	8	4	0	0	12	6	0	3	1	0	1	1	0	0	21	8	1	6	.280
Feb 21	at South Alabama	27	4	6	3	1	0	0	7	2	0	0	0	1	0	0	0	5	18	9	0	5	.275
Feb 22	vs Maine	26	8	12	7	1	0	0	13	6	0	3	0	1	1	0	0	1	18	4	0	10	.290
Feb 22	at South Alabama	24	1	7	1	0	0	0	7	2	0	3	0	1	1	0	0	2	17	4	3	9	.290
Feb 23	vs Lipscomb	40	15	19	10	1	0	1	23	5	0	6	0	0	0	1	0	2	21	8	0	10	.310
Feb 27	vs UCLA	27	2	6	2	0	0	1	9	3	0	3	0	0	0	0	0	6	18	6	1	7	.304
Feb 27	at Cal State Fullerton	25	5	8	4	1	0	2	15	4	0	0	2	0	0	0	0	9	21	10	0	3	.305
Feb 28	vs LSU	17	0	2	0	0	0	0	2	0	0	0	0	2	0	0	0	7	15	2	0	4	.298
Feb 28	vs San Diego State	25	5	9	5	3	0	1	15	2	0	0	1	0	1	0	0	5	21	9	2	5	.301
Mar 1	vs Arizona	25	1	5	1	0	0	1	8	2	0	0	0	1	1	0	0	9	18	2	2	7	.296
*Mar 07	at Louisville	29	2	10	2	1	0	1	14	4	0	0	1	0	1	0	0	7	18	6	1	11	.299
*Mar 08	at Louisville	29	3	8	3	0	0	1	11	2	0	0	0	1	1	0	0	4	21	7	0	9	.297
*Mar 09	at Louisville	54	3	11	3	0	1	2	19	3	0	2	0	1	0	0	0	13	40	15	0	13	.289
Mar 11	at Ohio State	26	2	7	2	0	0	1	10	3	0	0	0	0	2	0	0	2	18	4	1	8	.288
*Mar 14	at NC State	30	3	6	3	1	0	1	10	3	0	4	0	0	0	0	0	1	21	3	0	9	.284
*Mar 15	at NC State	22	0	1	0	0	0	0	1	3	0	2	0	0	0	0	1	4	18	4	0	4	.277
*Mar 15	at NC State	30	3	6	3	0	0	0	6	5	0	0	0	1	0	0	0	7	22	11	1	9	.274
Mar 18	INDIANA	26	2	8	0	3	0	0	11	7	0	1	0	0	1	0	0	5	21	9	3	11	.275
Mar 19	WESTERN MICHIGAN	22	2	5	2	1	0	0	6	4	0	1	0	0	0	0	0	1	21	8	1	6	.273
Totals		768	109	210	96	25	2	17	290	87	0	34	8	20	17	6	2	114	570	197	23	209	.273



2025 TEAM PITCHING GAME-BY-GAME

Date	Opponent	ip	h	r	er	bb	so	2b	3b	hr	wp	bk	hbp	dp	ibb	score	w-l	sv	era
Feb 07	vs Morgan State	6.0	9	5	4	4	7	1	0	0	3	0	1	0	0	4-5	0-1	0	4.67
Feb 07	vs Kentucky	4.0	15	12	11	7	0	2	0	0	0	0	2	0	0	4-12	0-2	0	10.50
Feb 08	vs Tennessee	4.0	10	10	10	7	2	1	0	1	2	0	3	0	0	2-10	0-3	0	12.50
Feb 08	vs Missouri	7.0	3	3	3	3	7	0	0	1	0	0	0	0	0	4-3	1-3	0	9.33
Feb 09	vs Penn State	7.0	4	2	2	1	6	2	0	0	0	0	1	1	0	4-2	2-3	0	7.50
Feb 09	vs Bethune Cookman	7.0	2	0	0	3	7	0	0	0	0	0	3	0	0	1-0	3-3	1	6.00
Feb 14	vs Marist	6.0	6	6	6	3	4	0	0	3	0	0	1	0	0	0-6	3-4	1	6.15
Feb 14	at Coastal Carolina	7.2	11	8	6	5	11	1	0	2	1	0	0	0	1	7-8	3-5	1	6.04
Feb 15	vs Towson	5.0	2	0	0	3	11	0	0	0	0	0	0	0	0	9-0	4-5	1	5.48
Feb 15	vs Kent State	7.0	4	0	0	0	10	0	0	0	0	0	0	0	0	5-0	5-5	1	4.85
Feb 21	vs Texas A&M-CC	7.0	8	3	2	3	8	1	0	0	1	0	0	1	0	8-3	6-5	1	4.55
Feb 21	at South Alabama	6.0	4	5	5	6	5	1	0	1	1	0	3	0	1	4-5	6-6	1	4.66
Feb 22	vs Maine	6.0	0	0	0	1	6	0	0	0	0	0	0	0	0	8-0	7-6	1	4.31
Feb 22	at South Alabama	5.2	6	9	8	6	2	1	2	2	3	0	1	0	1	1-9	7-7	1	4.68
Feb 23	vs Lipscomb	7.0	5	4	4	4	6	0	0	1	4	0	0	0	0	15-4	8-7	1	4.62
Feb 27	vs UCLA	6.0	9	7	7	3	4	0	1	3	1	0	2	1	0	2-7	8-8	1	4.84
Feb 27	at Cal State Fullerton	7.0	7	2	2	3	7	1	0	0	1	0	0	0	0	5-2	9-8	1	4.65
Feb 28	vs LSU	5.0	9	10	10	7	6	1	0	2	1	0	1	0	0	0-10	9-9	1	5.08
Feb 28	vs San Diego State	7.0	7	4	4	4	7	0	0	1	1	0	0	0	0	5-4	10-9	2	5.01
Mar 1	vs Arizona	6.0	14	7	6	0	4	1	0	1	1	0	1	0	0	1-7	10-10	2	5.11
*Mar 07	at Louisville	6.0	10	9	7	2	6	1	1	1	0	0	1	0	0	2-9	10-11	2	5.25
*Mar 08	at Louisville	7.0	7	2	2	3	9	2	0	0	0	0	0	0	0	3-2	11-11	2	5.08
*Mar 09	at Louisville	13.1	11	4	4	5	13	2	1	0	0	0	0	0	0	3-4	11-12	2	4.82
Mar 11	at Ohio State	6.0	7	3	3	4	5	1	0	1	0	0	1	0	0	2-3	11-13	2	4.77
*Mar 14	at NC State	7.0	3	0	0	3	6	0	0	0	0	0	0	0	0	3-0	12-13	2	4.56
*Mar 15	at NC State	6.0	10	6	5	4	4	4	0	2	0	0	0	1	2	0-6	12-14	2	4.61
*Mar 15	at NC State	7.1	8	5	5	6	8	2	0	1	0	0	1	0	0	3-5	12-15	2	4.61
Mar 18	INDIANA	7.0	7	3	2	2	7	0	0	1	1	0	1	0	1	2-3	12-16	2	4.51
Mar 19	WESTERN MICHIGAN	7.0	3	1	1	1	5	1	0	1	0	0	0	0	0	2-1	13-16	3	4.38
Totals		190.0	201	130	119	103	183	26	5	25	21	0	23	4	6	109-130	13-16	3	4.38



Score by innings	1	2	3	4	5	6	7	8	9	EX	Total
Notre Dame	11	12	23	18	17	17	9	2	0	0	109
Opponents	32	21	11	15	22	13	10	5	0	1	130

Record when ...

Overall	13-16	After 4 leading	11-1
Conference	2-4	..... trailing	1-14
Non-Conference	11-12	..... tied	1-1
Home games	1-1	After 5 leading	10-2
Away games	3-8	..... trailing	1-8
Neutral site	9-7	..... tied	1-3
Day games	10-12	After 6 leading	9-2
Night games	3-4	..... trailing	1-8
vs Left starter	2-1	..... tied	1-2
vs Right starter	11-15		
1-Run games	5-6	Hit 0 home runs	6-10
2-Run games	1-1	... 1 home run	5-4
5+Run games	5-9	... 2+ home runs	2-2
Extra innings	0-3		
Shutouts	5-3	Opponent 0 home runs	9-3
		..... 1 home run	4-7
Scoring 0-2 runs	2-10	..... 2+ HRs	0-6
..... 3-5 runs	7-5		
..... 6-9 runs	3-1	Made 0 errors	7-6
..... 10+ runs	1-0	.... 1 error	4-7
		.... 2+ errors	2-3
Opponent 0-2 runs	9-0		
..... 3-5 runs	4-6	Opp. made 0 errors	4-6
..... 6-9 runs	0-7	..... 1 error	3-7
..... 10+ runs	0-3	..... 2+ errors	6-3
Scored in 1st inning	6-2	Out-hit opponent	12-3
Opp. scored in 1st	1-10	Out-hit by opponent	0-10
Scores first	12-3	Hits are tied	1-3
Opp. scores first	1-13		

Record when team scores:

Runs	0	1	2	3	4	5	6	7	8	9	10+
W-L	0-3	1-2	1-5	2-2	2-3	3-0	0-0	0-1	2-0	1-0	1-0

Record when opponent scores:

Runs	0	1	2	3	4	5	6	7	8	9	10+
W-L	5-0	1-0	3-0	2-2	2-1	0-3	0-2	0-2	0-1	0-2	0-3

Record when leading after:

Inn.	1	2	3	4	5	6
W-L	6-0	8-1	11-2	11-1	10-2	9-2

Record when trailing after:

Inn.	1	2	3	4	5	6
W-L	1-9	1-14	1-14	1-14	1-8	1-8

Record when tied after:

Inn.	1	2	3	4	5	6
W-L	6-7	4-1	1-0	1-1	1-3	1-2

Current winning streak: 1
Longest winning streak: 3
Longest losing streak: 3

Home attendance : 602 (2 dates avg = 301)
Away attendance : 6327 (27 dates avg = 234)
Total attendance: 6929 (29 dates avg = 238)

2025 Notre Dame Softball
Miscellaneous Stats for Notre Dame (as of Mar 20, 2025)
(All games)

Multiple Hit Games	2	3	4	5+	Total
4 Addison Amaral	7	-	-	-	7
10 Rachel Allen	7	-	-	-	7
3 Sydny Poeck	5	1	-	-	6
9 Mickey Winchell	5	1	-	-	6
5 Emily Tran	3	2	-	-	5
20 Kaia Cortes	4	-	-	-	4
24 Anna Holloway	3	-	-	-	3
11 Jane Kronenberger	2	-	-	-	2
17 Caitlyn Early	2	-	-	-	2
16 Olivia Levitt	1	1	-	-	2
27 Caroline O'Brien	2	-	-	-	2
99 Christina Willemsse	1	-	-	-	1
TEAM	42	5	0	0	47

Multiple RBI Games	2	3	4	5+	Total
4 Addison Amaral	3	3	-	-	6
10 Rachel Allen	4	-	-	-	4
16 Olivia Levitt	1	1	-	-	2
11 Jane Kronenberger	1	1	-	-	2
27 Caroline O'Brien	2	-	-	-	2
99 Christina Willemsse	1	-	-	-	1
9 Mickey Winchell	1	-	-	-	1
20 Kaia Cortes	-	1	-	-	1
17 Caitlyn Early	1	-	-	-	1
3 Sydny Poeck	1	-	-	-	1
TEAM	15	6	0	0	21

Hitting Streaks	Longest	Current
4 Addison Amaral	7	3
3 Sydny Poeck	5	1
24 Anna Holloway	5	-
9 Mickey Winchell	5	5
15 Paige Cowley	4	-
5 Emily Tran	4	-
10 Rachel Allen	4	-
11 Jane Kronenberger	3	3
20 Kaia Cortes	3	-
16 Olivia Levitt	3	-
22 Avery Houlihan	2	-
2 Rebecca Eckart	2	-
17 Caitlyn Early	2	-
27 Caroline O'Brien	2	1
99 Christina Willemsse	1	-

Reached Base Streaks	Longest	Current
4 Addison Amaral	11	11
9 Mickey Winchell	10	10
3 Sydny Poeck	9	9
11 Jane Kronenberger	7	3
16 Olivia Levitt	7	-
5 Emily Tran	7	-
20 Kaia Cortes	6	-
22 Avery Houlihan	6	-
24 Anna Holloway	5	-
15 Paige Cowley	5	-
10 Rachel Allen	5	-
27 Caroline O'Brien	4	2
99 Christina Willemsse	3	-
17 Caitlyn Early	2	-
2 Rebecca Eckart	2	-

2025 RESULTS

Date	Opponent		Score	Inns	Overall	ACC	Pitcher of record	Attend	Time
Feb 07, 2025	vs Morgan State	L	4-5	7	0-1-0	0-0-0	Laudenslager (L 0-1)	104	2:15
Feb 07, 2025	vs Kentucky	L	4-12	5	0-2-0	0-0-0	Kastor (L 0-1)	250	2:04
Feb 08, 2025	vs #6 Tennessee	L	2-10	5	0-3-0	0-0-0	Laudenslager (L 0-2)	332	1:48
Feb 08, 2025	vs #15 Missouri	W	4-3	7	1-3-0	0-0-0	Kastor (W 1-1)	215	2:08
Feb 09, 2025	vs Penn State	W	4-2	7	2-3-0	0-0-0	Kamzik (W 1-0)	150	2:00
Feb 09, 2025	vs Bethune Cookman	W	1-0	7	3-3-0	0-0-0	Kastor (W 2-0)	125	1:57
Feb 14, 2025	vs Marist	L	0-6	7	3-4-0	0-0-0	Laudenslager (L 0-3)	325	1:45
Feb 14, 2025	at Coastal Carolina	L	7-8	(8)	3-5-0	0-0-0	Kamzik (L 1-1)	366	2:32
Feb 15, 2025	vs Towson	W	9-0	5	4-5-0	0-0-0	Kamzik (W 2-1)	263	1:44
Feb 15, 2025	vs Kent State	W	5-0	7	5-5-0	0-0-0	Kastor (W 3-1)	313	1:45
3 Feb 21, 2025	vs Texas A&M-CC	W	8-3	7	6-5-0	0-0-0	Becker (W 1-0)	0	2:10
3 Feb 21, 2025	at South Alabama	L	4-5	7	6-6-0	0-0-0	Weiss (L 0-1)	406	1:52
3 Feb 22, 2025	vs Maine	W	8-0	6	7-6-0	0-0-0	Becker (W 2-0)	0	1:43
3 Feb 22, 2025	at South Alabama	L	1-9	6	7-7-0	0-0-0	Kamzik (L 2-2)	0	1:54
3 Feb 23, 2025	vs Lipscomb	W	15-4	7	8-7-0	0-0-0	Kastor (W 4-1)	0	2:33
Feb 27, 2025	vs #4 UCLA	L	2-7	7	8-8-0	0-0-0	Kamzik (L 2-3)	0	2:15
Feb 27, 2025	at Cal State Fullerton	W	5-2	7	9-8-0	0-0-0	Kastor (W 5-1)	757	2:08
Feb 28, 2025	vs #5 LSU	L	0-10	5	9-9-0	0-0-0	Laudenslager (L 0-4)	279	1:16
Feb 28, 2025	vs #23 San Diego State	W	5-4	7	10-9-0	0-0-0	Kastor (W 6-1)	0	2:11
Mar 1, 2025	vs #10 Arizona	L	1-7	7	10-10-0	0-0-0	Becker (L 2-1)	0	1:54
* Mar 07, 2025	at Louisville	L	2-9	7	10-11-0	0-1-0	Kastor (L 6-2)	201	2:35
* Mar 08, 2025	at Louisville	W	3-2	7	11-11-0	1-1-0	Kamzik (W 3-3)	228	2:20
* Mar 09, 2025	at Louisville	L	3-4	(14)	11-12-0	1-2-0	Weiss (L 0-2)	220	4:09
Mar 11, 2025	at Ohio State	L	2-3	7	11-13-0	1-2-0	Kamzik (L 3-4)	379	2:03
* Mar 14, 2025	at NC State	W	3-0	7	12-13-0	2-2-0	Weiss (W 1-2)	366	2:05
* Mar 15, 2025	at NC State-1	L	0-6	7	12-14-0	2-3-0	Kamzik (L 3-5)	501	2:02
* Mar 15, 2025	at NC State-2	L	3-5	(8)	12-15-0	2-4-0	Weiss (L 1-3)	547	2:31
Mar 18, 2025	INDIANA	L	2-3	7	12-16-0	2-4-0	Kastor (L 6-3)	489	2:31
Mar 19, 2025	WESTERN MICHIGAN	W	2-1	7	13-16-0	2-4-0	Kamzik (W 4-5)	113	1:58

RECORD BY JERSEY COLOR

GREEN	WHITE	BLUE	PINSTRIPES
6-5	4-3	2-6	1-2

HEAD COACH KRIS GANEFF

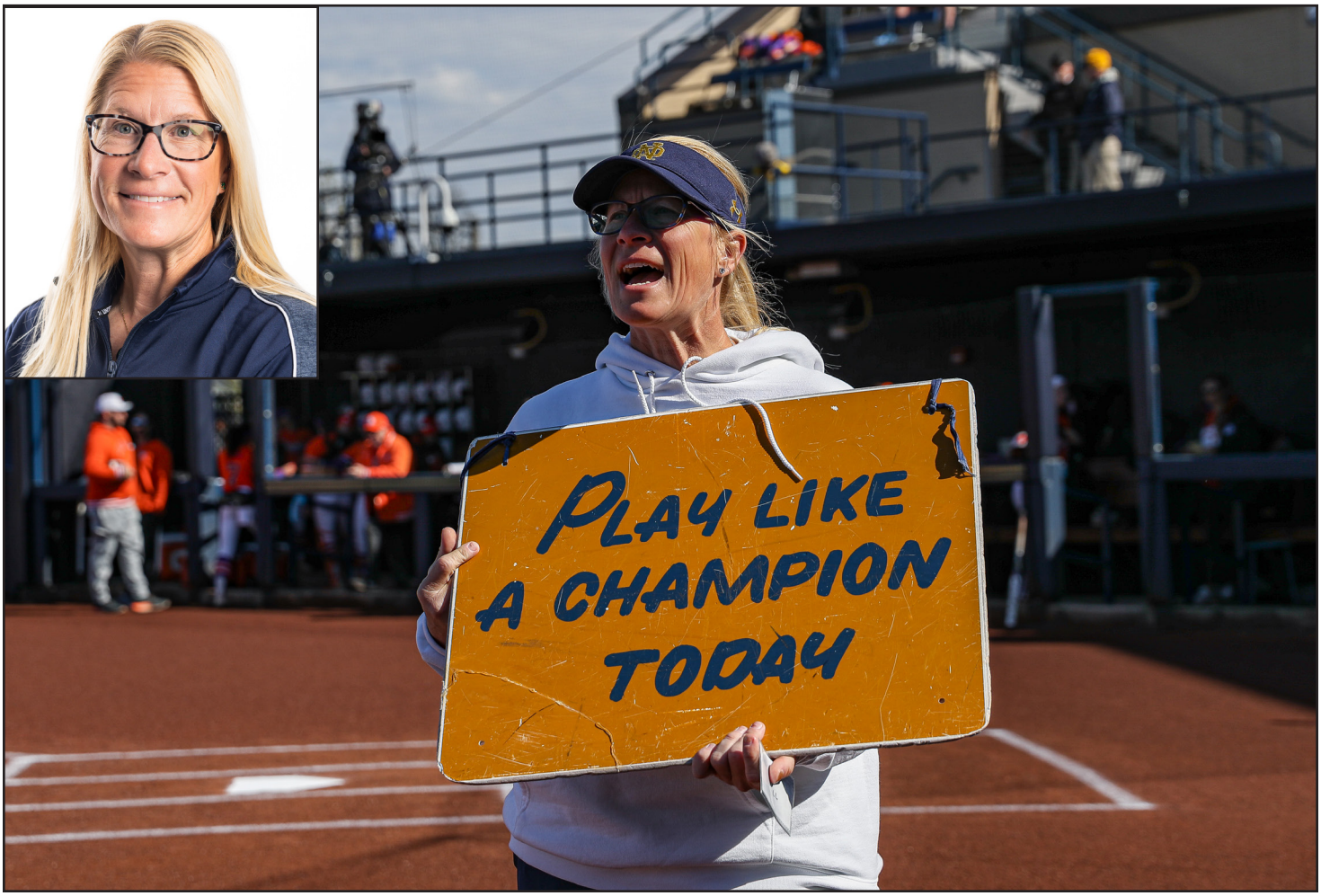

KRIS GANEFF					
1st season as Notre Dame head coach // 24th season overall at Notre Dame					
Alma Mater: Notre Dame (1999)					
School	*Seasons*	*Record*			*Pct.*
Notre Dame (assistant)	23	892	392	2	.695
Notre Dame	1	13	16	-	.448
TOTALS	**24**	**905**	**408**	**2**	**.689**

HONORS AND ACCOLADES	
Year	*Award*
2002, 2004, 2014, 2016, 2017	NFCA Regional Coaching Staff of the Year
2002, 2004, 2011, 2013	BIG EAST Conference Coaching Staff of the Year
2002-2023	**21 NCAA Regional Appearances**

KRIS GANEFF'S SEASON-BY-SEASON RECORD							
Yr.	*School*	*Conference*	*Season*	*Record*			*Pct.*
1.	Notre Dame	ACC	2025	13	16	-	.448

KRIS GANEFF AT NOTRE DAME

- Named the fourth head coach in Notre Dame softball history on June 19, 2024 after 23 seasons as an assistant.
- 21 all-time NCAA Regional appearances
- 12-time NCAA Regional finalist
- 13 seasons with 40 or more wins
- 11-time conference champion
- 25 NFCA All-Americans
- 105 NFCA All-Region selections (49 first team)
- 4 USA Softball National Player of the Year finalists
- 3 NFCA National Freshman of the Year finalists
- 131 all-conference selections (68 first team)
- 8 conference players of the year
- 4 conference pitchers of the year
- 2011 Notre Dame Honorary Monogram

KRIS GANEFF PLAYING CAREER AT NOTRE DAME

- 1999 All-BIG EAST and All-NFCA Mideast Region honoree
- Ranks fifth in Notre Dame history with 1,040 career putouts
- Drafted by the Virginia Roadsters in the Women's Professional Softball League in 1999 (pursued coaching instead)

#1	Brianne Weiss	Freshman | Placentia, Calif.	L/L	P

Game-by-Game

Date	Opponent	GS	IP	H	R	ER	BB	SO	2B	3B	HR	WP	BK	HBP	IBB	Score	W-L	Sv	ERA	NP
Feb 07	vs Kentucky		0.2	3	2	2	1	0	0	0	0	0	0	1	0	4-12	0-0	0	21.00	32
Feb 08	vs Tennessee		0.0	1	1	1	2	0	0	0	0	1	0	1	0	2-10	0-0	0	31.50	17
Feb 15	vs Towson		1.0	0	0	0	2	3	0	0	0	0	0	0	0	9-0	0-0	0	12.60	28
Feb 21	vs Texas A&M-CC		1.0	0	0	0	0	2	0	0	0	0	0	0	0	8-3	0-0	0	7.88	12
Feb 21	at South Alabama		0.1	0	2	2	0	1	0	0	0	0	0	3	0	4-5	0-1	0	11.67	12
Feb 28	vs LSU		5.0	4	2	2	4	6	0	0	1	1	0	1	0	0-10	0-1	0	6.12	88
Mar 1	vs Arizona		4.2	8	2	2	0	4	1	0	1	0	0	0	0	1-7	0-1	0	4.97	80
Mar 07	at Louisville		4.0	7	6	4	1	5	1	1	0	0	0	1	0	2-9	0-1	0	5.46	78
Mar 09	at Louisville		8.1	7	2	2	1	9	1	1	0	0	0	0	0	3-4	0-2	0	4.20	124
Mar 11	at Ohio State		3.0	4	1	1	2	3	0	0	1	0	0	1	0	2-3	0-2	0	4.00	60
Mar 14	at NC State	*	7.0	3	0	0	3	6	0	0	0	0	0	0	0	3-0	1-2	0	3.20	109
Mar 15	at NC State-2		3.1	5	3	3	3	5	1	0	1	0	0	1	0	3-5	1-3	0	3.47	85
Totals		1	38.1	42	21	19	19	44	4	2	4	2	0	9	0	41-68	1-3	0	3.47	-

Career Summaries & Highs

Year	avg	gp-gs	ab	r	h	2b	3b	hr	rbi	tb	slg%	bb	hbp	so	gdp	ob%	sf	sh	sb-att	po	a	e	fld%
2025	.000	0-0	0	0	0	0	0	0	0	0	.000	0	0	0	0	.000	0	0	0-0	1	3	0	1.000
TOTAL	.000	0-0	0	0	0	0	0	0	0	0	.000	0	0	0	0	.000	0	0	0-0	1	3	0	1.000

Year	era	w-l	app	gs	cg	sho	sv	ip	h	r	er	bb	so	2b	3b	hr	bf	bavg	wp	hbp	bk	sfa	sha
2025	3.47	1-3	12	1	1	1/1	0	38.1	42	21	19	19	44	4	2	4	184	.276	2	9	0	1	3
TOTAL	3.47	1-3	12	1	1	1/1	0	38.1	42	21	19	19	44	4	2	4	184	.276	2	9	0	1	3

SINGLE-GAME HIGHS [all-time ranking]:
Innings pitched: 8.1, at Louisville, Mar 09, 2025
Walks allowed: 4, vs LSU, Feb 28, 2025
Strikeouts: 9, at Louisville, Mar 09, 2025
Batters faced: 32, at Louisville, Mar 09, 2025
Field chances: 1, 4 times
Putouts: 1, vs Kentucky, Feb 07, 2025
Assists: 1, at Louisville, Mar 07, 2025; at Louisville, Mar 09, 2025; at NC State, Mar 15, 2025

#2 Rebecca Eckart — Freshman | La Mirada, Calif. — R/R — C

Game-by-Game

Date	Opponent	Pos	AB	R	H	RBI	2B	3B	HR	BB	SB	CS	HBP	SAC	SF	GDP	K	PO	A	E	Avg
Feb 07	vs Kentucky	*c	2	0	0	0	0	0	0	0	0	0	0	0	0	0	0	0	0	0	.000
Feb 08	vs Tennessee	*c	2	0	1	0	0	0	0	0	0	0	0	0	0	0	1	2	0	0	.250
Feb 09	vs Penn State	*c	2	0	1	0	0	0	0	1	0	0	0	0	0	0	0	7	0	0	.333
Feb 14	vs Marist	*c	1	0	0	0	0	0	0	0	0	0	0	0	0	0	0	1	0	0	.286
Feb 15	vs Towson	*c	2	0	1	0	0	0	0	0	0	0	0	0	0	0	0	11	0	0	.333
Feb 21	at South Alabama	*c/dh	2	0	0	0	0	0	0	0	0	0	0	0	0	0	0	5	0	0	.273
Feb 23	vs Lipscomb	c	1	0	0	0	0	0	0	1	0	0	0	0	0	0	0	4	0	0	.250
Feb 27	vs UCLA	*c	0	0	0	0	0	0	0	0	0	0	0	0	0	0	0	1	0	0	.250
Mar 08	at Louisville	*c	2	0	0	0	0	0	0	0	0	0	0	0	0	0	2	9	0	0	.214
Mar 11	at Ohio State	*c	3	0	0	0	0	0	0	0	0	0	0	0	0	0	0	7	0	0	.176
Mar 18	INDIANA	*c	2	0	0	0	0	0	0	0	0	0	0	0	0	0	0	8	0	0	.158
Totals		10gs	19	0	3	0	0	0	0	2	0	0	0	0	0	0	3	55	0	0	.158

On base pct. .238 • Slugging pct. .158

Career Summaries & Highs

Year	avg	gp-gs	ab	r	h	2b	3b	hr	rbi	tb	slg%	bb	hbp	so	gdp	ob%	sf	sh	sb-att	po	a	e	fld%
2025	.158	11-10	19	0	3	0	0	0	0	3	.158	2	0	3	0	.238	0	0	0-0	55	0	0	1.000
TOTAL	.158	11-10	19	0	3	0	0	0	0	3	.158	2	0	3	0	.238	0	0	0-0	55	0	0	1.000

SINGLE-GAME HIGHS [all-time ranking]:
Hits: 1, vs Tennessee, Feb 08, 2025; vs Penn State, Feb 09, 2025; vs Towson, Feb 15, 2025
Total bases: 1, vs Tennessee, Feb 08, 2025; vs Penn State, Feb 09, 2025; vs Towson, Feb 15, 2025
Walks: 1, vs Penn State, Feb 09, 2025; vs Lipscomb, Feb 23, 2025
Struck out: 2, at Louisville, Mar 08, 2025
At bats: 3, at Ohio State, Mar 11, 2025
Field chances: 11, vs Towson, Feb 15, 2025
Putouts: 11, vs Towson, Feb 15, 2025

#3 Sydny Poeck — Sophomore | Zionsville, Ind. — L/R — UT

Game-by-Game

Date	Opponent	Pos	AB	R	H	RBI	2B	3B	HR	BB	SB	CS	HBP	SAC	SF	GDP	K	PO	A	E	Avg
Feb 07	vs Morgan State	*dh	4	0	2	1	0	0	0	0	0	0	0	0	0	0	0	0	0	0	.500
Feb 07	vs Kentucky	*of	3	1	0	0	0	0	0	0	0	0	0	0	0	0	0	4	0	0	.286
Feb 08	vs Tennessee	*dh	2	0	0	0	0	0	0	0	0	0	0	0	0	0	0	0	0	0	.222
Feb 08	vs Missouri	*of	4	1	1	0	1	0	0	0	0	0	0	0	0	0	2	3	0	0	.231
Feb 09	vs Penn State	ph	1	0	0	0	0	0	0	0	0	0	0	0	0	0	0	0	0	0	.214
Feb 09	vs Bethune Cookman	*of/of	2	0	2	0	1	0	0	0	0	0	0	1	0	0	0	1	0	0	.312
Feb 14	vs Marist	*of	1	0	0	0	0	0	0	0	0	0	0	0	0	0	0	3	0	0	.294
Feb 14	at Coastal Carolina	*of	2	0	1	1	0	0	0	0	0	0	0	0	0	0	1	0	0	0	.316
Feb 15	vs Towson	*of	1	2	1	1	0	0	0	1	0	0	0	0	0	0	0	0	0	0	.350
Feb 15	vs Kent State	*of	2	1	1	0	0	0	0	1	0	0	0	0	0	0	1	0	0	0	.364
Feb 21	vs Texas A&M-CC	*1b	3	0	0	0	0	0	0	1	0	0	0	0	0	0	0	6	1	0	.320
Feb 21	at South Alabama	*1b	3	1	1	0	0	0	0	0	0	0	0	0	0	0	1	6	0	0	.321
Feb 22	vs Maine	*1b	4	1	0	0	0	0	0	0	0	0	0	0	0	0	1	4	0	0	.281
Feb 22	at South Alabama	*1b	3	0	0	0	0	0	0	0	0	0	0	0	0	0	0	4	0	1	.257
Feb 23	vs Lipscomb	*1b	5	1	3	2	0	0	0	0	1	0	0	0	0	0	0	9	0	0	.300
Feb 27	vs UCLA	ph	1	0	0	0	0	0	0	0	0	0	0	0	0	0	1	0	0	0	.293
Feb 27	at Cal State Fullerton	*dh	3	1	1	1	0	0	1	0	0	0	0	0	0	0	1	0	0	0	.295
Feb 28	vs LSU	1b	1	0	0	0	0	0	0	0	0	0	0	0	0	0	1	3	0	0	.289
Mar 1	vs Arizona	ph/of	1	0	0	0	0	0	0	1	0	0	0	0	0	0	1	1	0	0	.283
Mar 08	at Louisville	of	1	0	0	0	0	0	0	1	0	0	0	0	0	0	1	1	0	0	.277
Mar 09	at Louisville	*of	6	0	2	0	0	0	0	0	0	0	0	0	0	0	1	3	0	0	.283
Mar 11	at Ohio State	*of	2	1	2	0	0	0	0	1	0	0	0	1	0	0	0	2	0	0	.309
Mar 14	at NC State	*of	4	0	2	0	0	0	0	0	0	0	0	0	0	0	1	1	0	0	.322
Mar 15	at NC State-1	*of/1b	3	0	1	0	0	0	0	0	0	0	0	0	0	0	1	1	0	0	.323
Mar 15	at NC State-2	*of	2	1	1	0	0	0	0	2	0	0	0	0	0	0	0	1	1	0	.328
Mar 18	INDIANA	*1b	1	0	0	0	0	0	0	3	0	0	0	0	0	0	0	7	0	0	.323
Mar 19	WESTERN MICHIGAN	*1b	2	0	1	0	0	0	0	1	0	0	0	0	0	0	0	10	0	0	.328
Totals		22gs	67	11	22	6	2	0	1	12	1	0	0	2	0	0	14	70	2	1	.328

On base pct. .430 • Slugging pct. .403

Career Summaries & Highs

Year	avg	gp-gs	ab	r	h	2b	3b	hr	rbi	tb	slg%	bb	hbp	so	gdp	ob%	sf	sh	sb-att	po	a	e	fld%
2024	.000	5-1	1	1	0	0	0	0	0	0	.000	1	0	0	0	.500	0	0	0-0	0	0	0	.000
2025	.328	27-22	67	11	22	2	0	1	6	27	.403	12	0	14	0	.430	0	2	1-1	70	2	1	.986
TOTAL	.324	32-23	68	12	22	2	0	1	6	27	.397	13	0	14	0	.432	0	2	1-1	70	2	1	.986

SINGLE-GAME HIGHS [all-time ranking]:
Hits: 3, vs Lipscomb, Feb 23, 2025
Doubles: 1, vs Missouri, Feb 08, 2025; vs Bethune Cookman, Feb 09, 2025
Home runs: 1, at Cal State Fullerton, Feb 27, 2025
Total bases: 4, at Cal State Fullerton, Feb 27, 2025
RBI: 2, vs Lipscomb, Feb 23, 2025
Runs scored: 2, vs Towson, Feb 15, 2025
Walks: 3 [t-2nd], Indiana, Mar 18, 2025
Struck out: 2, vs Missouri, Feb 08, 2025
Sac bunts: 1 [t-10th], vs Bethune Cookman, Feb 09, 2025; at Ohio State, Mar 11, 2025
At bats: 6 [t-4th], at Louisville, Mar 09, 2025
Stolen bases: 1, vs Lipscomb, Feb 23, 2025
Field chances: 10, Western Michigan, Mar 19, 2025
Putouts: 10, Western Michigan, Mar 19, 2025
Assists: 1, vs Texas A&M-CC, Feb 21, 2025; at NC State, Mar 15, 2025

#4 Addison Amaral — Salinas, Calif. — R/R — INF

Game-by-Game

Date	Opponent	Pos	AB	R	H	RBI	2B	3B	HR	BB	SB	CS	HBP	SAC	SF	GDP	K	PO	A	E	Avg
Feb 07	vs Morgan State	*2b	3	1	1	1	1	0	0	0	0	0	1	0	0	0	0	0	2	0	.333
Feb 07	vs Kentucky	*ss	3	0	1	2	0	0	0	0	0	0	0	0	0	0	0	0	1	0	.333
Feb 08	vs Tennessee	*ss	1	0	0	1	0	0	0	0	0	0	1	0	1	0	0	0	1	0	.286
Feb 08	vs Missouri	*ss	4	1	2	0	0	0	0	0	0	0	0	0	0	0	0	1	2	0	.364
Feb 09	vs Penn State	*ss	3	0	1	1	0	0	0	0	0	0	0	0	0	0	0	1	4	1	.357
Feb 09	vs Bethune Cookman	*ss	2	0	1	1	0	0	0	0	0	1	0	0	1	0	0	1	2	0	.375
Feb 14	vs Marist	*ss	3	0	0	0	0	0	0	0	0	0	0	0	0	0	0	1	1	0	.316
Feb 14	at Coastal Carolina	*2b	4	1	2	3	1	0	0	0	0	0	0	0	0	0	1	0	3	0	.348
Feb 15	vs Towson	*ss	3	0	0	0	0	0	0	0	0	0	0	0	0	0	0	0	1	0	.308
Feb 15	vs Kent State	*ss	2	1	1	3	0	0	1	1	1	0	0	0	0	0	0	2	2	0	.321
Feb 21	vs Texas A&M-CC	*ss	2	0	1	1	1	0	0	2	0	0	0	0	0	0	0	1	1	0	.333
Feb 21	at South Alabama	*ss	3	1	0	0	0	0	0	0	0	0	1	0	0	0	0	0	4	0	.303
Feb 22	vs Maine	*ss	3	1	2	0	0	0	0	1	1	0	0	0	0	0	0	0	1	0	.333
Feb 22	at South Alabama	*ss	4	0	1	0	0	0	0	0	0	0	0	0	0	0	0	1	1	0	.325
Feb 23	vs Lipscomb	*ss	2	0	2	0	0	0	0	0	1	0	0	0	0	0	0	0	0	0	.357
Feb 27	vs UCLA	*ss	3	1	1	2	0	0	1	1	1	0	0	0	0	0	0	0	2	0	.356
Feb 27	at Cal State Fullerton	*ss	1	1	1	3	0	0	1	2	0	1	0	0	0	0	0	1	3	0	.370
Feb 28	vs LSU	*ss	2	0	0	0	0	0	0	0	0	0	0	0	0	0	1	1	0	0	.354
Feb 28	vs San Diego State	*ss	3	0	1	1	0	0	0	0	0	0	0	0	0	0	1	0	1	0	.353
Mar 1	vs Arizona	*ss	3	0	2	0	0	0	0	0	0	0	0	0	0	0	0	2	0	1	.370
Mar 07	at Louisville	*ss	3	0	2	0	0	0	0	1	0	0	0	0	0	0	0	0	1	1	.386
Mar 08	at Louisville	*ss	3	1	1	1	0	0	0	1	0	0	0	0	0	0	0	0	2	0	.383
Mar 09	at Louisville	*ss	6	0	2	0	0	0	0	1	0	0	0	0	0	0	0	1	4	0	.379
Mar 11	at Ohio State	*ss	1	0	1	0	0	0	0	2	0	0	0	1	0	0	0	0	0	0	.388
Mar 14	at NC State	*ss	4	1	1	1	1	0	0	0	1	0	0	0	0	0	0	1	1	0	.380
Mar 15	at NC State-1	*ss	2	0	0	0	0	0	0	1	0	0	0	0	0	0	0	3	0	0	.370
Mar 15	at NC State-2	*ss	3	0	1	2	0	0	0	1	0	0	0	0	0	0	1	2	2	0	.368
Mar 18	INDIANA	*ss	3	0	1	0	0	0	0	1	0	0	0	0	0	0	1	2	2	1	.367
Mar 19	WESTERN MICHIGAN	*ss	1	1	1	1	1	0	0	2	0	0	0	0	0	0	0	0	4	1	.375
Totals		29gs	80	11	30	24	5	0	3	17	5	2	3	1	2	0	5	21	48	5	.375

On base pct. .490 • Slugging pct. .550

Career Summaries & Highs

Year	avg	gp-gs	ab	r	h	2b	3b	hr	rbi	tb	slg%	bb	hbp	so	gdp	ob%	sf	sh	sb-att	po	a	e	fld%
2024	.340	50-50	159	31	54	15	0	10	53	99	.623	10	1	19	1	.374	4	4	1-1	73	69	10	.934
2025	.375	29-29	80	11	30	5	0	3	24	44	.550	17	3	5	0	.490	2	1	5-7	21	48	5	.932
TOTAL	.351	79-79	239	42	84	20	0	13	77	143	.598	27	4	24	1	.417	6	5	6-8	94	117	15	.934

SINGLE-GAME HIGHS [all-time ranking]:
Hits: 3, Virginia, Apr 06, 2024; vs North Carolina, May 08, 2024
Doubles: 2 [t-1st], vs Ball State, Mar 10, 2024
Home runs: 2 [t-3rd], Boston College, Apr 27, 2024
Total bases: 8, Boston College, Apr 27, 2024
RBI: 5 [t-5th], vs Ball State, Mar 10, 2024
Runs scored: 3 [t-10th], Boston College, Apr 27, 2024
Walks: 2, 4 times
Hit by pitch: 1, 4 times
Struck out: 2, 5 times
Sac flies: 1 [t-2nd], 6 times
Sac bunts: 1 [t-10th], 5 times
At bats: 6 [t-4th], at Louisville, Mar 09, 2025
Stolen bases: 1, 6 times
Caught stealing: 1 [t-2nd], vs Bethune Cookman, Feb 09, 2025; at Cal State Fullerton, Feb 27, 2025
Field chances: 8, at North Carolina, Mar 29, 2024
Putouts: 5, at North Carolina, Mar 29, 2024
Assists: 4, 6 times

#5 Emily Tran | Senior | Spring, Texas | L/R | OF

Game-by-Game

Date	Opponent	Pos	AB	R	H	RBI	2B	3B	HR	BB	SB	CS	HBP	SAC	SF	GDP	K	PO	A	E	Avg
Feb 07	vs Morgan State	*of	2	0	1	0	0	0	0	1	0	0	0	1	0	0	0	0	0	0	.500
Feb 07	vs Kentucky	*of	3	1	0	0	0	0	0	0	0	0	0	0	0	0	0	1	0	0	.200
Feb 08	vs Tennessee	*of/of	3	1	0	0	0	0	0	0	0	0	0	0	0	0	1	0	0	0	.125
Feb 08	vs Missouri	pr	0	0	0	0	0	0	0	0	0	0	0	0	0	0	0	0	0	0	.125
Feb 09	vs Penn State	*of	3	1	1	0	0	0	0	1	0	0	0	0	0	0	0	0	1	0	.182
Feb 09	vs Bethune Cookman	*of	2	0	1	0	0	0	0	0	0	0	0	0	0	0	0	1	0	0	.231
Feb 14	vs Marist	*of	3	0	0	0	0	0	0	0	0	0	0	0	0	0	0	2	1	0	.188
Feb 14	at Coastal Carolina	*of	4	2	2	0	0	1	0	0	0	0	0	0	0	0	1	0	0	0	.250
Feb 15	vs Towson	*of	3	2	1	1	0	0	0	0	0	0	0	0	0	0	0	0	0	0	.261
Feb 15	vs Kent State	*of	4	1	3	0	0	0	0	0	1	0	0	0	0	0	0	0	0	0	.333
Feb 21	vs Texas A&M-CC	*of	2	0	0	0	0	0	0	1	0	0	0	0	0	0	0	2	0	0	.310
Feb 21	at South Alabama	*of	3	1	1	1	1	0	0	0	0	0	0	0	0	0	1	0	0	0	.312
Feb 22	vs Maine	*of	3	0	0	0	0	0	0	0	0	0	0	0	0	0	0	0	0	0	.286
Feb 22	at South Alabama	*of	3	0	2	1	0	0	0	0	1	0	0	0	0	0	0	3	0	0	.316
Feb 23	vs Lipscomb	*of	3	1	1	0	0	0	0	0	1	0	0	0	0	0	0	0	0	0	.317
Feb 27	vs UCLA	*of	4	0	1	0	0	0	0	0	0	0	0	0	0	0	0	0	0	0	.311
Feb 27	at Cal State Fullerton	*of	3	2	3	0	1	0	0	1	0	0	0	0	0	0	0	1	0	0	.354
Feb 28	vs LSU	*of	2	0	0	0	0	0	0	0	0	0	0	0	0	0	0	2	0	0	.340
Feb 28	vs San Diego State	*of	4	1	1	0	1	0	0	0	0	0	0	0	0	0	0	0	0	0	.333
Mar 1	vs Arizona	*of	2	0	0	0	0	0	0	0	0	0	0	0	0	0	1	1	0	0	.321
Mar 07	at Louisville	*of	2	0	0	0	0	0	0	0	0	0	0	1	0	0	0	1	0	0	.310
Mar 08	at Louisville	*of/of	3	0	1	0	0	0	0	0	0	0	0	1	0	0	0	1	0	0	.311
Mar 09	at Louisville	*of	7	0	1	0	0	0	0	0	1	0	0	0	0	0	0	4	1	0	.294
Mar 11	at Ohio State	*of	4	0	1	0	0	0	0	0	0	0	0	0	0	0	1	1	0	0	.292
Mar 14	at NC State	*of	4	1	1	0	0	0	0	0	1	0	0	0	0	0	0	4	0	0	.289
Mar 15	at NC State-1	*of	2	0	0	0	0	0	0	1	2	0	0	0	0	0	0	0	0	0	.282
Mar 15	at NC State-2	*of	4	1	2	0	0	0	0	0	0	0	0	0	0	0	1	1	0	0	.293
Mar 18	INDIANA	*of	2	0	1	0	1	0	0	2	1	0	0	0	0	0	1	1	0	0	.298
Mar 19	WESTERN MICHIGAN	*of	3	0	0	0	0	0	0	0	0	0	0	0	0	0	0	2	0	0	.287
Totals		28gs	87	15	25	3	4	1	0	7	8	0	0	3	0	0	7	28	3	0	.287

On base pct. .340 • Slugging pct. .356

Career Summaries & Highs

Year	avg	gp-gs	ab	r	h	2b	3b	hr	rbi	tb	slg%	bb	hbp	so	gdp	ob%	sf	sh	sb-att	po	a	e	fld%
2022	.000	38-0	1	17	0	0	0	0	0	0	.000	0	0	1	0	.000	0	0	7-8	0	0	0	.000
2023	.000	38-5	5	20	0	0	0	0	0	0	.000	2	0	0	0	.286	0	0	4-5	8	0	0	1.000
2024	.307	49-48	137	24	42	1	1	0	10	45	.328	7	1	7	0	.342	1	4	9-10	84	1	4	.955
2025	.287	29-28	87	15	25	4	1	0	3	31	.356	7	0	7	0	.340	0	3	8-8	28	3	0	1.000
TOTAL	.291	154-81	230	76	67	5	2	0	13	76	.330	16	1	15	0	.339	1	7	28-31	120	4	4	.969

SINGLE-GAME HIGHS [all-time ranking]:
Hits: 3, 4 times
Doubles: 1, 5 times
Triples: 1 [t-2nd], at Coastal Carolina, Feb 14, 2025; vs Indiana State, Mar 09, 2024
Total bases: 4, at Coastal Carolina, Feb 14, 2025; at Cal State Fullerton, Feb 27, 2025
RBI: 2, Virginia, Apr 06, 2024; at Marshall, Mar 08, 2024
Runs scored: 3 [t-10th], vs Ball State, Mar 10, 2024
Walks: 2, vs Memphis, Feb 12, 2023; Bowling Green, Mar 12, 2024; Indiana, Mar 18, 2025
Hit by pitch: 1, vs Baylor, Feb 22, 2024
Struck out: 2, at Georgia Tech, Mar 16, 2024
Sac flies: 1 [t-2nd], Virginia, Apr 05, 2024
Sac bunts: 1 [t-10th], 7 times
At bats: 7 [t-1st], at Louisville, Mar 09, 2025
Stolen bases: 2 [t-10th], vs Liberty, Feb 11, 2024; at NC State, Mar 15, 2025
Caught stealing: 1 [t-2nd], at Georgia Tech, Mar 15, 2024; Louisville, May 07, 2022; Georgia Tech, May 10, 2023
Field chances: 7, Virginia, Apr 06, 2024
Putouts: 7, Virginia, Apr 06, 2024
Assists: 1, 4 times

#7	Micaela Kastor	Junior | Simi Valley, Calif.	R/R	P/UT

Game-by-Game

Date	Opponent	Pos	AB	R	H	RBI	2B	3B	HR	BB	SB	CS	HBP	SAC	SF	GDP	K	PO	A	E	Avg
Feb 07	vs Kentucky	*p	1	0	0	0	0	0	0	0	0	0	0	0	0	0	0	0	0	0	.000
Feb 09	vs Penn State	pr	0	0	0	0	0	0	0	0	0	0	0	0	0	0	0	0	0	0	.000
Feb 09	vs Bethune Cookman	*p	0	0	0	0	0	0	0	0	0	0	0	0	0	0	0	0	1	0	.000
Feb 15	vs Towson	ph	1	0	0	0	0	0	0	0	0	0	0	0	0	0	1	0	0	0	.000
Feb 15	vs Kent State	*p	0	0	0	0	0	0	0	0	0	0	0	0	0	0	0	0	2	0	.000
Feb 21	vs Texas A&M-CC	pr	0	1	0	0	0	0	0	0	0	0	0	0	0	0	0	0	0	0	.000
Feb 21	at South Alabama	*p	0	0	0	0	0	0	0	0	0	0	0	0	0	0	0	0	1	0	.000
Feb 28	vs San Diego State	*p	0	0	0	0	0	0	0	0	0	0	0	0	0	0	0	0	1	0	.000
Mar 07	at Louisville	*p/pr	0	0	0	0	0	0	0	0	0	0	0	0	0	0	0	0	0	0	.000
Mar 09	at Louisville	*p/pr	0	0	0	0	0	0	0	0	0	0	0	0	0	0	0	0	1	0	.000
Mar 18	INDIANA	*p	0	0	0	0	0	0	0	0	0	0	0	0	0	0	0	0	2	0	.000
Totals		8gs	2	1	0	0	0	0	0	0	0	0	0	0	0	0	1	0	8	0	.000

On base pct. .000 • Slugging pct. .000

#7 Micaela Kastor - 15 appearances (All games)

Date	Opponent	GS	IP	H	R	ER	BB	SO	2B	3B	HR	WP	BK	HBP	IBB	Score	W-L	Sv	ERA	NP
Feb 07	vs Kentucky	*	0.0	4	6	5	2	0	2	0	0	0	0	0	0	4-12	0-1	0	999.00	38
Feb 08	vs Missouri	*	7.0	3	3	3	3	7	0	0	1	0	0	0	0	4-3	1-1	0	8.00	115
Feb 09	vs Bethune Cookman	*	4.0	1	0	0	2	5	0	0	0	0	0	2	0	1-0	2-1	0	5.09	77
Feb 14	at Coastal Carolina	*	4.0	5	3	3	4	7	1	0	1	0	0	0	0	7-8	2-1	0	5.13	80
Feb 15	vs Kent State	*	5.0	3	0	0	0	7	0	0	0	0	0	0	0	5-0	3-1	0	3.85	85
Feb 21	at South Alabama	*	5.0	3	3	3	5	4	1	0	1	1	0	0	1	4-5	3-1	0	3.92	86
Feb 22	at South Alabama		1.2	2	5	5	4	0	0	1	1	0	0	0	1	1-9	3-1	0	4.99	53
Feb 23	vs Lipscomb	*	5.0	3	0	0	1	5	0	0	0	2	0	0	0	15-4	4-1	0	4.20	84
Feb 27	at Cal State Fullerton	*	7.0	7	2	2	3	7	1	0	0	1	0	0	0	5-2	5-1	0	3.80	117
Feb 28	vs San Diego State	*	6.2	7	4	4	4	7	0	0	1	1	0	0	0	5-4	6-1	0	3.86	134
Mar 07	at Louisville	*	2.0	3	3	3	1	1	0	0	1	0	0	0	0	2-9	6-2	0	4.14	52
Mar 09	at Louisville	*	3.1	4	2	2	3	2	1	0	0	0	0	0	0	3-4	6-2	0	4.14	60
Mar 11	at Ohio State		1.0	0	0	0	1	2	0	0	0	0	0	0	0	2-3	6-2	0	4.06	19
Mar 15	at NC State-2	*	4.0	3	2	2	3	3	1	0	0	0	0	0	0	3-5	6-2	0	4.02	59
Mar 18	INDIANA	*	7.0	7	3	2	2	7	0	0	1	1	0	1	1	2-3	6-3	0	3.80	134
Totals		13	62.2	55	36	34	38	64	7	1	7	6	0	3	3	63-71	6-3	0	3.80	-

Career Summaries & Highs

Year	avg	gp-gs	ab	r	h	2b	3b	hr	rbi	tb	slg%	bb	hbp	so	gdp	ob%	sf	sh	sb-att	po	a	e	fld%
2023	.000	3-1	3	0	0	0	0	0	0	0	.000	0	0	0	0	.000	0	0	0-0	1	21	0	1.000
2024	.000	3-2	3	1	0	0	0	0	0	0	.000	2	0	1	0	.400	0	0	0-0	5	13	1	.947
2025	.000	6-3	2	1	0	0	0	0	0	0	.000	0	0	1	0	.000	0	0	0-0	0	8	0	1.000
TOTAL	.000	12-6	8	2	0	0	0	0	0	0	.000	2	0	2	0	.200	0	0	0-0	6	42	1	.980

Year	era	w-l	app	gs	cg	sho	sv	ip	h	r	er	bb	so	2b	3b	hr	bf	bavg	wp	hbp	bk	sfa	sha
2023	2.67	7-5	29	12	3	1/2	3	86.2	74	44	33	27	78	10	1	6	366	.224	2	3	0	3	3
2024	5.11	10-9	31	13	2	1/1	2	101.1	136	82	74	48	72	27	4	19	485	.321	6	4	0	6	3
2025	3.80	6-3	15	13	3	0/2	0	62.2	55	36	34	38	64	7	1	7	287	.233	6	3	0	4	5
TOTAL	3.94	23-17	75	38	8	2/5	5	250.2	265	162	141	113	214	44	6	32	1138	.268	14	10	0	13	11

SINGLE-GAME HIGHS [all-time ranking]:
Runs scored: 1, vs Texas A&M-CC, Feb 21, 2025; at Marshall, Mar 08, 2024
Walks: 2, at Marshall, Mar 08, 2024
Struck out: 1, vs South Alabama, Feb 09, 2024; vs Towson, Feb 15, 2025
At bats: 2, vs Oregon, May 19, 2023
Innings pitched: 7.0 [t-5th], 7 times
Walks allowed: 5, at South Alabama, Feb 21, 2025; at Virginia Tech, Mar 02, 2024; at Georgia Tech, Mar 15, 2024
Strikeouts: 10 [t-5th], UIC, Apr 24, 2024
Batters faced: 34 [t-6th], Indiana, Mar 18, 2025
Field chances: 2, 14 times
Putouts: 2, at Marshall, Mar 08, 2024
Assists: 2, 11 times
Runners CS: 2 [t-1st], vs Missouri, Feb 08, 2025; at Georgia Tech, Mar 15, 2024

#9	Mickey Winchell	Junior | Livermore, Calif.	L/R	OF

Game-by-Game

Date	Opponent	Pos	AB	R	H	RBI	2B	3B	HR	BB	SB	CS	HBP	SAC	SF	GDP	K	PO	A	E	Avg
Feb 07	vs Morgan State	*of	4	1	1	0	0	0	0	0	1	0	0	0	0	0	0	1	0	0	.250
Feb 08	vs Tennessee	*of	2	1	0	0	0	0	0	0	0	0	0	0	0	0	0	1	0	0	.167
Feb 08	vs Missouri	ph/of	1	0	1	0	0	0	0	0	0	1	0	0	0	0	0	0	0	0	.286
Feb 09	vs Penn State	*of	3	0	1	1	0	0	0	0	0	0	0	0	0	0	0	0	0	0	.300
Feb 09	vs Bethune Cookman	of/of	1	0	1	0	0	0	0	0	0	0	0	0	0	0	0	0	0	0	.364
Feb 21	vs Texas A&M-CC	*of	4	3	2	1	0	0	0	0	2	0	0	0	0	0	0	1	0	0	.400
Feb 21	at South Alabama	*of	4	1	0	0	0	0	0	0	0	0	0	0	0	0	1	0	0	0	.316
Feb 22	vs Maine	*of	4	1	2	2	0	0	0	0	1	0	0	0	0	0	0	4	0	0	.348
Feb 22	at South Alabama	*of	1	0	0	0	0	0	0	1	1	0	0	1	0	0	0	2	0	0	.333
Feb 23	vs Lipscomb	*of	5	1	3	0	1	0	0	0	1	0	0	0	0	0	0	3	0	0	.379
Feb 27	vs UCLA	*of	3	1	2	0	0	0	0	1	1	0	0	0	0	0	0	4	0	0	.406
Feb 27	at Cal State Fullerton	*of	3	1	0	0	0	0	0	1	0	0	0	0	0	0	2	1	0	0	.371
Feb 28	vs LSU	*of	2	0	2	0	0	0	0	0	0	0	0	0	0	0	0	2	0	0	.405
Feb 28	vs San Diego State	*of	2	1	1	1	0	0	0	1	0	1	0	0	0	0	1	2	0	0	.410
Mar 1	vs Arizona	*of	4	0	1	0	0	0	0	0	0	0	0	0	0	0	2	3	0	0	.395
Mar 07	at Louisville	*of	3	0	1	1	0	0	0	1	0	1	0	0	0	0	0	0	0	0	.391
Mar 08	at Louisville	*of	3	0	2	0	0	0	0	0	0	0	0	0	0	0	0	2	0	0	.408
Totals		15gs	49	11	20	6	1	0	0	5	7	3	0	1	0	0	6	26	0	0	.408

On base pct. .463 • Slugging pct. .429

Career Summaries & Highs

Year	avg	gp-gs	ab	r	h	2b	3b	hr	rbi	tb	slg%	bb	hbp	so	gdp	ob%	sf	sh	sb-att	po	a	e	fld%
2023	.327	45-40	110	20	36	2	1	0	16	40	.364	9	0	7	0	.375	1	0	6-7	55	2	2	.966
2024	.264	49-49	148	22	39	3	1	0	13	44	.297	12	0	16	1	.319	0	1	5-7	58	1	0	1.000
2025	.408	17-15	49	11	20	1	0	0	6	21	.429	5	0	6	0	.463	0	1	7-10	26	0	0	1.000
TOTAL	.309	111-104	307	53	95	6	2	0	35	105	.342	26	0	29	1	.362	1	2	18-24	139	3	2	.986

SINGLE-GAME HIGHS [all-time ranking]:
Hits: 4 [t-4th], vs Dartmouth, Feb 26, 2023
Doubles: 1, 5 times
Triples: 1 [t-2nd], Pittsburgh, Apr 02, 2023; vs Mississippi State, Feb 22, 2024
Total bases: 5, Pittsburgh, Apr 02, 2023; vs Mississippi State, Feb 22, 2024
RBI: 2, 7 times
Runs scored: 3 [t-10th], Virginia Tech, Apr 15, 2023; vs Texas A&M-CC, Feb 21, 2025; vs Oregon State, Feb 24, 2024
Walks: 2, vs Ohio State, Feb 18, 2023; vs Oregon State, Feb 24, 2024
Struck out: 2, at Cal State Fullerton, Feb 27, 2025; vs Arizona, Mar 1, 2025; Arkansas, May 20, 2023
Sac flies: 1 [t-2nd], Florida State, Apr 28, 2023
Sac bunts: 1 [t-10th], at South Alabama, Feb 22, 2025; Bowling Green, Mar 12, 2024
At bats: 5 [t-10th], vs Baylor, Feb 22, 2024; vs Lipscomb, Feb 23, 2025
Stolen bases: 2 [t-10th], vs Texas A&M-CC, Feb 21, 2025
Caught stealing: 1 [t-2nd], 6 times
Field chances: 5, Pittsburgh, Apr 02, 2023
Putouts: 5, Pittsburgh, Apr 02, 2023
Assists: 1, Pittsburgh, Apr 02, 2023; vs UT Martin, Feb 24, 2023; Michigan State, Mar 19, 2024

#10 Rachel Allen — Senior | Palos Verdes, Calif. — R/R — C

Game-by-Game

Date	Opponent	Pos	AB	R	H	RBI	2B	3B	HR	BB	SB	CS	HBP	SAC	SF	GDP	K	PO	A	E	Avg
Feb 07	vs Morgan State	*c	3	0	0	1	0	0	0	0	0	0	0	0	1	0	0	8	1	0	.000
Feb 08	vs Missouri	*c	3	0	2	0	0	0	0	0	0	0	0	0	0	0	0	7	3	1	.333
Feb 09	vs Penn State	ph	0	0	0	0	0	0	0	1	0	0	0	0	0	0	0	0	0	0	.333
Feb 09	vs Bethune Cookman	*c	3	0	1	0	0	0	0	0	0	0	0	0	0	0	0	8	0	0	.333
Feb 14	vs Marist	c	2	0	2	0	1	0	0	0	0	0	0	0	0	0	0	3	1	0	.455
Feb 14	at Coastal Carolina	*c	4	1	2	2	0	0	1	0	0	0	0	0	0	0	1	11	0	0	.467
Feb 15	vs Towson	*dh	2	0	0	0	0	0	0	0	0	0	0	0	0	0	0	0	0	0	.412
Feb 15	vs Kent State	*c	3	0	1	0	0	0	0	0	0	0	0	0	0	0	0	10	0	0	.400
Feb 21	vs Texas A&M-CC	*c	4	1	1	2	1	0	0	0	0	0	0	0	0	0	0	6	1	0	.375
Feb 21	at South Alabama	*dh/c	2	0	0	0	0	0	0	0	0	0	0	0	0	0	1	1	0	0	.346
Feb 22	vs Maine	*c	3	1	2	0	0	0	0	1	0	0	0	0	0	0	0	7	0	0	.379
Feb 22	at South Alabama	*c	2	0	0	0	0	0	0	0	0	0	1	0	0	0	1	2	0	1	.355
Feb 23	vs Lipscomb	*c	2	2	1	2	0	0	0	1	0	0	0	0	0	0	0	2	0	0	.364
Feb 27	vs UCLA	*dh/c	3	0	0	0	0	0	0	0	0	0	0	0	0	0	3	3	0	0	.333
Feb 27	at Cal State Fullerton	*c	2	0	0	0	0	0	0	0	0	0	0	0	0	0	1	4	3	0	.316
Feb 28	vs LSU	*c	2	0	0	0	0	0	0	0	0	0	0	0	0	0	2	6	0	0	.300
Feb 28	vs San Diego State	*c	3	1	2	2	1	0	1	0	0	0	0	0	0	0	1	7	0	0	.326
Mar 1	vs Arizona	*c	2	0	0	0	0	0	0	0	0	0	0	0	0	0	2	4	0	0	.311
Mar 07	at Louisville	*c	2	0	1	0	0	0	0	2	0	0	0	0	0	0	0	8	1	0	.319
Mar 08	at Louisville	*dh	4	0	2	1	0	0	0	0	0	0	0	0	0	0	0	0	0	0	.333
Mar 09	at Louisville	*c	7	1	2	1	0	0	1	0	0	0	0	0	0	0	3	13	1	0	.328
Mar 11	at Ohio State	*dh	3	0	0	0	0	0	0	0	0	0	0	0	0	0	0	0	0	0	.311
Mar 14	at NC State	*c	2	0	0	1	0	0	0	2	0	0	0	0	0	0	0	6	0	0	.302
Mar 15	at NC State-1	*c	3	0	0	0	0	0	0	0	0	0	0	0	0	0	0	4	1	0	.288
Mar 15	at NC State-2	*c	3	0	0	0	0	0	0	0	0	0	0	0	0	0	2	8	2	1	.275
Mar 18	INDIANA	*dh	3	0	0	0	0	0	0	1	0	0	0	0	0	0	0	0	0	0	.264
Mar 19	WESTERN MICHIGAN	*c	3	0	0	0	0	0	0	0	0	0	0	0	0	0	0	5	0	0	.253
Totals		25gs	75	7	19	12	3	0	3	8	0	0	1	0	1	0	17	133	14	3	.253

On base pct. .329 • Slugging pct. .413

Career Summaries & Highs

Year	avg	gp-gs	ab	r	h	2b	3b	hr	rbi	tb	slg%	bb	hbp	so	gdp	ob%	sf	sh	sb-att	po	a	e	fld%
2022	.500	7-0	6	1	3	2	0	1	3	8	1.333	0	1	1	0	.571	0	0	0-0	0	0	0	.000
2023	.213	23-12	47	3	10	0	0	3	9	19	.404	3	1	6	0	.275	0	0	0-0	1	0	0	1.000
2024	.254	45-39	118	7	30	5	0	4	25	47	.398	5	0	22	1	.285	0	2	0-0	2	0	0	1.000
2025	.253	27-25	75	7	19	3	0	3	12	31	.413	8	1	17	0	.329	1	0	0-0	133	14	3	.980
TOTAL	.252	102-76	246	18	62	10	0	11	49	105	.427	16	3	46	1	.305	1	2	0-0	136	14	3	.980

SINGLE-GAME HIGHS [all-time ranking]:
Hits: 3, vs Utah, Feb 24, 2024; Bowling Green, Mar 12, 2024
Doubles: 1, 10 times
Home runs: 1, 11 times
Total bases: 6, vs San Diego State, Feb 28, 2025; Bowling Green, Mar 12, 2024; at North Carolina, Mar 29, 2024
RBI: 3, 4 times
Runs scored: 2, vs Lipscomb, Feb 23, 2025
Walks: 2, at Louisville, Mar 07, 2025; at NC State, Mar 14, 2025
Hit by pitch: 1, vs Arizona State, Feb 10, 2023; vs Boston University, Feb 12, 2022; at South Alabama, Feb 22, 2025
Struck out: 3 [t-1st], vs UCLA, Feb 27, 2025; at Louisville, Mar 09, 2025
Sac flies: 1 [t-2nd], vs Morgan State, Feb 07, 2025
Sac bunts: 1 [t-10th], Western Michigan, Apr 09, 2024; at Georgia Tech, Mar 16, 2024
At bats: 7 [t-1st], at Louisville, Mar 09, 2025
Field chances: 14 [t-4th], at Louisville, Mar 09, 2025
Putouts: 13 [t-5th], at Louisville, Mar 09, 2025
Assists: 3, vs Missouri, Feb 08, 2025; at Cal State Fullerton, Feb 27, 2025
Runners CS: 2 [t-1st], vs Missouri, Feb 08, 2025

#11 Jane Kronenberger — Senior | Cincinnati, Ohio — R/R — UT

Game-by-Game

Date	Opponent	Pos	AB	R	H	RBI	2B	3B	HR	BB	SB	CS	HBP	SAC	SF	GDP	K	PO	A	E	Avg
Feb 07	vs Morgan State	*of	3	1	1	0	0	0	0	1	0	0	0	0	0	0	0	0	0	0	.333
Feb 07	vs Kentucky	*dh	2	0	0	0	0	0	0	0	0	0	0	0	0	0	0	0	0	0	.200
Feb 08	vs Tennessee	*of	2	0	0	0	0	0	0	0	0	0	0	0	0	0	0	2	0	0	.143
Feb 08	vs Missouri	*of	4	1	2	3	0	0	1	0	0	0	0	0	0	0	0	1	0	0	.273
Feb 09	vs Penn State	*of	3	0	0	0	0	0	0	0	0	0	0	0	0	0	0	0	0	0	.214
Feb 09	vs Bethune Cookman	*of	2	0	0	0	0	0	0	0	0	0	0	0	0	0	1	0	0	0	.188
Feb 14	vs Marist	*of	3	0	0	0	0	0	0	0	0	0	0	0	0	0	0	0	0	0	.158
Feb 14	at Coastal Carolina	*of	3	1	0	0	0	0	0	0	0	0	1	0	0	0	2	1	0	0	.136
Feb 15	vs Towson	*of	1	2	1	0	0	0	0	0	0	0	1	0	0	0	0	1	0	0	.174
Feb 15	vs Kent State	*of	2	0	0	0	0	0	0	0	0	0	0	0	0	0	0	1	0	0	.160
Feb 21	vs Texas A&M-CC	*of	3	1	2	2	2	0	0	0	0	0	0	0	0	0	0	2	0	0	.214
Feb 21	at South Alabama	*of	3	0	0	0	0	0	0	0	0	0	0	0	0	0	0	3	0	0	.194
Feb 22	vs Maine	*of	2	1	1	1	0	0	0	1	0	0	0	0	0	0	0	0	0	0	.212
Feb 22	at South Alabama	*of	2	1	1	0	0	0	0	1	0	0	0	0	0	0	1	3	0	0	.229
Feb 23	vs Lipscomb	*of	4	2	1	1	0	0	1	1	0	0	0	0	0	0	0	0	0	0	.231
Feb 27	vs UCLA	*of	2	0	0	0	0	0	0	1	1	0	0	0	0	0	0	2	0	0	.220
Feb 27	at Cal State Fullerton	*of	3	0	1	0	0	0	0	0	0	0	0	0	0	0	0	3	0	0	.227
Feb 28	vs LSU	*of	0	0	0	0	0	0	0	0	0	0	2	0	0	0	0	0	0	0	.227
Feb 28	vs San Diego State	*of	3	1	1	0	1	0	0	0	0	0	0	0	0	0	0	1	0	0	.234
Mar 1	vs Arizona	*of	3	0	0	0	0	0	0	0	0	0	0	0	0	0	0	3	0	0	.220
Mar 07	at Louisville	*of	3	1	1	0	1	0	0	0	0	0	0	0	0	0	0	1	0	0	.226
Mar 08	at Louisville	*of	2	0	0	0	0	0	0	0	0	0	0	0	0	0	0	0	0	0	.218
Mar 09	at Louisville	*of	5	1	1	0	0	1	0	1	0	0	0	0	0	0	2	1	0	0	.217
Mar 11	at Ohio State	*of	3	0	1	0	0	0	0	0	0	0	0	0	0	0	0	1	0	0	.222
Mar 14	at NC State	*of	2	0	1	0	0	0	0	1	0	0	0	0	0	0	0	4	0	0	.231
Mar 15	at NC State-1	*of	2	0	0	0	0	0	0	0	0	0	0	0	0	0	1	3	0	0	.224
Mar 15	at NC State-2	*of	4	0	1	1	0	0	0	0	0	0	0	0	0	0	0	1	0	0	.225
Mar 18	INDIANA	*of	4	1	1	0	1	0	0	0	0	0	0	0	0	0	1	0	0	0	.227
Mar 19	WESTERN MICHIGAN	*of	3	0	1	0	0	0	0	0	0	0	0	0	0	0	0	1	0	0	.231
Totals		29gs	78	14	18	8	5	1	2	7	1	0	4	0	0	0	8	35	0	0	.231

On base pct. .326 • Slugging pct. .397

Career Summaries & Highs

Year	avg	gp-gs	ab	r	h	2b	3b	hr	rbi	tb	slg%	bb	hbp	so	gdp	ob%	sf	sh	sb-att	po	a	e	fld%
2022	.389	40-28	95	16	37	10	0	3	31	56	.589	4	3	13	0	.423	2	2	1-2	23	14	2	.949
2023	.248	42-36	113	15	28	5	0	2	17	39	.345	9	5	14	0	.323	3	0	2-3	29	0	2	.935
2024	.252	50-50	135	24	34	6	0	5	23	55	.407	24	5	25	0	.373	5	3	1-1	59	2	2	.968
2025	.231	29-29	78	14	18	5	1	2	8	31	.397	7	4	8	0	.326	0	0	1-1	35	0	0	1.000
TOTAL	.278	161-143	421	69	117	26	1	12	79	181	.430	44	17	60	0	.362	10	5	5-7	146	16	6	.964

SINGLE-GAME HIGHS [all-time ranking]:
Hits: 3, 7 times
Doubles: 2 [t-1st], vs Utah, Feb 10, 2024; vs Texas A&M-CC, Feb 21, 2025; at Pittsburgh, Mar 19, 2022
Triples: 1 [t-2nd], at Louisville, Mar 09, 2025
Home runs: 1, 12 times
Total bases: 7, North Carolina, Apr 23, 2022
RBI: 4, vs Arizona State, Feb 10, 2023
Runs scored: 2, 12 times
Walks: 2, 5 times
Hit by pitch: 2 [t-7th], vs Memphis, Feb 12, 2023; vs LSU, Feb 28, 2025; Bowling Green, Mar 12, 2024
Struck out: 3 [t-1st], at Indiana, Apr 19, 2022
Sac flies: 2 [1st], at Jacksonville, Feb 16, 2024
Sac bunts: 1 [t-10th], 5 times
At bats: 5 [t-10th], 4 times
Stolen bases: 1, 5 times
Caught stealing: 1 [t-2nd], at Syracuse, 04/08/22; vs UT Martin, Feb 24, 2023
Field chances: 6, Georgia Tech, Apr 01, 2022; Central Michigan, Mar 30, 2022
Putouts: 6, Georgia Tech, Apr 01, 2022
Assists: 3, Detroit Mercy, Mar 15, 2022; Western Michigan, Mar 16, 2022; Central Michigan, Mar 30, 2022

#12	Alexis Laudenslager	Grad Student | San Diego, Calif.	R/R	P

Game-by-Game

Date	Opponent	GS	IP	H	R	ER	BB	SO	2B	3B	HR	WP	BK	HBP	IBB	Score	W-L	Sv	ERA	NP
Feb 07	vs Morgan State		2.0	3	2	1	0	1	0	0	0	0	0	1	0	4-5	0-1	0	3.50	35
Feb 08	vs Tennessee	*	2.0	7	8	8	4	1	1	0	1	0	0	1	0	2-10	0-2	0	15.75	61
Feb 09	vs Bethune Cookman		2.0	1	0	0	1	2	0	0	0	0	0	0	0	1-0	0-2	0	10.50	29
Feb 14	vs Marist	*	1.1	3	3	3	0	1	0	0	2	0	0	0	0	0-6	0-3	0	11.45	23
Feb 21	at South Alabama		0.2	1	0	0	1	0	0	0	0	0	0	0	0	4-5	0-3	0	10.50	14
Feb 28	vs LSU	*	0.0	2	5	5	3	0	0	0	0	0	0	0	0	0-10	0-4	0	14.88	23
Totals		3	8.0	17	18	17	9	5	1	0	3	0	0	2	0	11-36	0-4	0	14.88	-

Career Summaries & Highs

Year	ERA	W-L	APP	GS	CG	SHO	SV	IP	H	R	ER	BB	SO	2B	3B	HR	BF	BAVG	WP	HBP	BK	SFA	SHA
2020	3.11	2-2	6	3	2	0	1	27.0	27	17	12	11	24	2	0	8	122	.257	1	2	0	1	3
2021	2.86	0-2	2	1	0	0	0	7.1	4	3	3	2	11	0	0	0	29	.160	0	2	0	0	0
2022	2.24	11-8	26	20	7	2	1	112.1	76	45	36	60	138	11	3	1	498	.185	15	16	0	4	7
2023	2.13	17-10	30	28	9	5	0	141.0	104	49	43	58	179	15	3	8	602	.200	17	10	0	2	10
2024	4.04	9-8	34	24	2	2	1	131.2	141	96	76	60	131	20	3	14	602	.266	12	4	0	0	7
2025	14.88	0-4	6	3	0	0	0	8.0	17	18	17	9	5	1	0	3	52	.436	0	2	0	0	2
Total	2.98	39-34	104	79	20	9	3	427.1	369	224	187	200	488	49	9	34	1905	.226	45	36	0	7	29

SINGLE-GAME HIGHS [all-time ranking]: ***With Notre Dame***
Innings pitched: 7.0 [t-4th], Bowling Green, Mar 12, 2024; NC State, Mar 24, 2024
Walks allowed: 6 [t-8th], vs Indiana State, Mar 09, 2024
Strikeouts: 10 [t-5th], Bowling Green, Mar 12, 2024
Batters faced: 30, NC State, Mar 24, 2024
Field chances: 5, vs Central Arkansas, Feb 09, 2024
Putouts: 2, NC State, Mar 22, 2024
Assists: 5, vs Central Arkansas, Feb 09, 2024
Runners CS: 1, vs Indiana State, Mar 09, 2024; at North Carolina, Mar 30, 2024

#15	Paige Cowley	Junior | Upland, Calif.	R/R	P/UT

Game-by-Game

Date	Opponent	Pos	AB	R	H	RBI	2B	3B	HR	BB	SB	CS	HBP	SAC	SF	GDP	K	PO	A	E	Avg
Feb 08	vs Missouri	*dh	2	0	0	0	0	0	0	1	0	0	0	0	0	0	0	0	0	0	.000
Feb 09	vs Penn State	*dh	1	0	0	1	0	0	0	0	0	0	0	0	1	1	0	0	0	0	.000
Feb 14	vs Marist	ph	1	0	1	0	0	0	0	0	0	0	0	0	0	0	0	0	0	0	.250
Feb 14	at Coastal Carolina	*dh	2	0	0	0	0	0	0	0	0	0	0	0	0	0	1	0	0	0	.167
Feb 15	vs Towson	ph	1	0	0	0	0	0	0	0	0	0	0	0	0	0	0	0	0	0	.143
Feb 15	vs Kent State	ph	1	1	1	1	0	0	1	0	0	0	0	0	0	0	0	0	0	0	.250
Feb 21	vs Texas A&M-CC	ph	1	0	1	0	0	0	0	0	0	0	0	0	0	0	0	0	0	0	.333
Feb 21	at South Alabama	ph	1	0	1	1	0	0	0	0	0	0	0	0	0	0	0	0	0	0	.400
Feb 22	vs Maine	*dh	0	0	0	0	0	0	0	1	0	0	1	0	0	0	0	0	0	0	.400
Feb 22	at South Alabama	*dh	3	0	1	0	0	0	0	0	1	0	0	0	0	0	0	0	0	0	.385
Feb 23	vs Lipscomb	*dh	2	0	0	0	0	0	0	0	0	0	0	0	0	0	1	0	0	0	.333
Feb 27	vs UCLA	ph/dh	2	0	1	0	0	0	0	0	0	0	0	0	0	0	0	0	0	0	.353
Feb 27	at Cal State Fullerton	ph	1	0	1	0	0	0	0	0	0	0	0	0	0	0	0	0	0	0	.389
Feb 28	vs LSU	*dh	2	0	0	0	0	0	0	0	0	0	0	0	0	0	1	0	0	0	.350
Feb 28	vs San Diego State	*dh	2	0	1	0	0	0	0	0	0	0	0	1	0	0	0	0	0	0	.364
Mar 1	vs Arizona	*dh	2	1	1	1	0	0	1	0	0	0	1	0	0	0	0	0	0	0	.375
Mar 07	at Louisville	*dh	4	0	1	0	0	0	0	0	0	0	0	0	0	0	3	0	0	0	.357
Mar 08	at Louisville	ph	1	0	0	0	0	0	0	0	0	0	0	0	0	0	0	0	0	0	.345
Mar 09	at Louisville	*dh	6	0	0	0	0	0	0	0	0	0	0	0	0	0	2	0	0	0	.286
Mar 11	at Ohio State	ph	1	0	1	1	0	0	0	0	0	0	0	0	0	0	0	0	0	0	.306
Mar 14	at NC State	*dh	3	1	1	1	0	0	1	0	0	0	0	0	0	0	0	0	0	0	.308
Mar 15	at NC State-1	*dh	3	0	0	0	0	0	0	0	0	0	0	0	0	1	1	0	0	0	.286
Mar 15	at NC State-2	*dh	4	0	0	0	0	0	0	0	0	0	0	0	0	0	1	0	0	0	.261
Mar 18	INDIANA	ph	1	0	0	0	0	0	0	0	0	0	0	0	0	0	1	0	0	0	.255
Mar 19	WESTERN MICHIGAN	ph	1	0	0	0	0	0	0	0	0	0	0	0	0	0	0	0	0	0	.250
Totals		14gs	48	3	12	6	0	0	3	2	1	0	2	1	1	2	11	0	0	0	.250

On base pct. .302 • Slugging pct. .438

Career Summaries & Highs

Year	avg	gp-gs	ab	r	h	2b	3b	hr	rbi	tb	slg%	bb	hbp	so	gdp	ob%	sf	sh	sb-att	po	a	e	fld%
2023	.000	2-0	1	0	0	0	0	0	0	0	.000	0	1	1	0	.500	0	0	0-0	0	0	0	.000
2024	.000	6-1	5	0	0	0	0	0	0	0	.000	1	0	1	0	.167	0	0	0-0	0	0	0	.000
2025	.250	25-14	48	3	12	0	0	3	6	21	.438	2	2	11	2	.302	1	1	1-1	0	0	0	.000
TOTAL	.222	33-15	54	3	12	0	0	3	6	21	.389	3	3	13	2	.295	1	1	1-1	0	0	0	.000

Year	era	w-l	app	gs	cg	sho	sv	ip	h	r	er	bb	so	2b	3b	hr	bf	bavg	wp	hbp	bk	sfa	sha
2023	10.50	0-0	2	0	0	0/0	0	2.0	2	3	3	4	1	1	0	0	13	.286	1	2	0	0	0
TOTAL	10.50	0-0	2	0	0	0/0	0	2.0	2	3	3	4	1	1	0	0	13	.286	1	2	0	0	0

SINGLE-GAME HIGHS [all-time ranking]:
Hits: 1, 12 times
Home runs: 1, vs Kent State, Feb 15, 2025; vs Arizona, Mar 1, 2025; at NC State, Mar 14, 2025
Total bases: 4, vs Kent State, Feb 15, 2025; vs Arizona, Mar 1, 2025; at NC State, Mar 14, 2025
RBI: 1, 6 times
Runs scored: 1, vs Kent State, Feb 15, 2025; vs Arizona, Mar 1, 2025; at NC State, Mar 14, 2025
Walks: 1, vs Missouri, Feb 08, 2025; vs Iowa, Feb 10, 2024; vs Maine, Feb 22, 2025
Hit by pitch: 1, vs CSUN, Feb 11, 2023; vs Maine, Feb 22, 2025; vs Arizona, Mar 1, 2025
Struck out: 3 [t-1st], at Louisville, Mar 07, 2025
Sac flies: 1 [t-2nd], vs Penn State, Feb 09, 2025
Sac bunts: 1 [t-10th], vs San Diego State, Feb 28, 2025
At bats: 6 [t-4th], at Louisville, Mar 09, 2025
Stolen bases: 1, at South Alabama, Feb 22, 2025
Innings pitched: 2.0, vs Northwestern, Feb 19, 2023
Walks allowed: 2, vs Northwestern, Feb 19, 2023; at Elon, Mar 14, 2023
Strikeouts: 1, vs Northwestern, Feb 19, 2023
Batters faced: 11, vs Northwestern, Feb 19, 2023

#16 Olivia Levitt — Sophomore | San Mateo, Calif. — R/R — INF

Game-by-Game

Date	Opponent	Pos	AB	R	H	RBI	2B	3B	HR	BB	SB	CS	HBP	SAC	SF	GDP	K	PO	A	E	Avg
Feb 07	vs Morgan State	*3b	2	0	0	0	0	0	0	1	0	0	0	0	0	0	0	1	1	1	.000
Feb 08	vs Tennessee	3b	0	0	0	0	0	0	0	0	0	0	0	0	0	0	0	0	0	0	.000
Feb 09	vs Bethune Cookman	ph	1	0	1	0	0	0	0	0	0	0	0	0	0	0	0	0	0	0	.333
Feb 14	at Coastal Carolina	ph/3b	1	0	0	0	0	0	0	1	0	0	0	0	0	0	1	1	0	0	.250
Feb 15	vs Towson	pr	0	0	0	0	0	0	0	0	0	0	0	0	0	0	0	0	0	0	.250
Feb 15	vs Kent State	3b	1	0	1	0	0	0	0	0	0	0	0	0	0	0	0	0	0	0	.400
Feb 21	vs Texas A&M-CC	3b	0	1	0	0	0	0	0	1	0	0	0	0	0	0	0	1	0	0	.400
Feb 21	at South Alabama	*3b	2	0	2	1	0	0	0	1	0	0	0	0	0	0	0	0	2	0	.571
Feb 22	vs Maine	*3b	3	1	3	2	1	0	0	1	1	0	0	0	0	0	0	1	2	0	.700
Feb 22	at South Alabama	*3b	3	0	0	0	0	0	0	0	0	0	0	0	0	0	0	0	0	0	.538
Feb 23	vs Lipscomb	*3b	2	0	1	3	0	0	0	0	0	0	0	0	1	0	0	1	1	0	.533
Feb 27	vs UCLA	*3b	3	0	0	0	0	0	0	0	0	0	0	0	0	0	0	1	2	0	.444
Feb 28	vs LSU	*3b	2	0	0	0	0	0	0	0	0	0	0	0	0	0	0	0	1	0	.400
Feb 28	vs San Diego State	*3b	3	0	1	1	0	0	0	0	0	0	0	0	0	0	1	1	4	1	.391
Mar 1	vs Arizona	ph	1	0	0	0	0	0	0	0	0	0	0	0	0	0	1	0	0	0	.375
Mar 07	at Louisville	*3b/ph	4	0	1	0	0	0	0	0	0	0	0	0	0	0	1	0	0	0	.357
Mar 08	at Louisville	3b	2	1	0	0	0	0	0	0	0	0	0	0	0	0	0	1	1	0	.333
Mar 09	at Louisville	ph	1	0	0	0	0	0	0	0	0	0	0	0	0	0	0	0	0	0	.323
Mar 11	at Ohio State	*3b	3	1	1	1	0	0	1	0	0	0	0	0	0	0	0	1	2	1	.324
Mar 14	at NC State	*3b	3	0	0	0	0	0	0	0	0	0	0	0	0	0	0	0	1	0	.297
Mar 15	at NC State-1	*3b	2	0	0	0	0	0	0	0	0	0	0	0	0	0	0	0	0	0	.282
Mar 15	at NC State-2	*3b	2	1	1	0	0	0	0	0	0	0	1	0	0	0	1	0	4	0	.293
Mar 18	INDIANA	*3b	3	0	1	0	0	0	0	0	0	0	0	0	0	0	0	0	3	0	.295
Mar 19	WESTERN MICHIGAN	*dh	2	1	0	0	0	0	0	0	0	0	0	0	0	0	0	0	0	0	.283
Totals		15gs	46	6	13	8	1	0	1	5	1	0	1	0	1	0	5	9	24	3	.283

On base pct. .358 • Slugging pct. .370

Career Summaries & Highs

Year	avg	gp-gs	ab	r	h	2b	3b	hr	rbi	tb	slg%	bb	hbp	so	gdp	ob%	sf	sh	sb-att	po	a	e	fld%
2025	.283	24-15	46	6	13	1	0	1	8	17	.370	5	1	5	0	.358	1	0	1-1	9	24	3	.917
TOTAL	.283	24-15	46	6	13	1	0	1	8	17	.370	5	1	5	0	.358	1	0	1-1	9	24	3	.917

SINGLE-GAME HIGHS [all-time ranking]:
Hits: 3, vs Maine, Feb 22, 2025
Doubles: 1, vs Maine, Feb 22, 2025
Home runs: 1, at Ohio State, Mar 11, 2025
Total bases: 4, vs Maine, Feb 22, 2025; at Ohio State, Mar 11, 2025
RBI: 3, vs Lipscomb, Feb 23, 2025
Runs scored: 1, 6 times
Walks: 1, 5 times
Hit by pitch: 1, at NC State, Mar 15, 2025
Struck out: 1, 5 times
Sac flies: 1 [t-2nd], vs Lipscomb, Feb 23, 2025
At bats: 4, at Louisville, Mar 07, 2025
Stolen bases: 1, vs Maine, Feb 22, 2025
Field chances: 6, vs San Diego State, Feb 28, 2025
Putouts: 1, 9 times

#17 Caitlyn Early — Freshman | Santa Barbara, Calif. — R/R — INF

Game-by-Game

Date	Opponent	Pos	AB	R	H	RBI	2B	3B	HR	BB	SB	CS	HBP	SAC	SF	GDP	K	PO	A	E	Avg
Feb 08	vs Tennessee	ph/2b	1	0	0	0	0	0	0	0	0	0	0	0	0	0	0	0	0	0	.000
Feb 09	vs Bethune Cookman	*dh	3	1	1	0	0	0	0	0	0	0	0	0	0	0	0	0	0	0	.250
Feb 14	vs Marist	ph	1	0	0	0	0	0	0	0	0	0	0	0	0	0	0	0	0	0	.200
Feb 14	at Coastal Carolina	ph	1	0	0	0	0	0	0	0	0	0	0	0	0	0	1	0	0	0	.167
Feb 15	vs Kent State	ph	1	0	0	0	0	0	0	0	0	0	0	0	0	0	0	0	0	0	.143
Feb 21	vs Texas A&M-CC	pr	0	0	0	0	0	0	0	0	1	0	0	0	0	0	0	0	0	0	.143
Feb 21	at South Alabama	pr	0	0	0	0	0	0	0	0	0	0	0	0	0	0	0	0	0	0	.143
Feb 22	vs Maine	pr/dh	2	0	2	2	0	0	0	0	0	0	0	0	0	0	0	0	0	0	.333
Feb 23	vs Lipscomb	pr/dh	3	3	2	0	0	0	0	0	2	0	0	0	0	0	0	0	1	0	.417
Feb 27	vs UCLA	ph	1	0	0	0	0	0	0	0	0	0	0	0	0	0	1	0	0	0	.385
Feb 27	at Cal State Fullerton	ph	1	0	0	0	0	0	0	0	0	0	0	0	0	0	1	0	0	0	.357
Feb 28	vs San Diego State	pr	0	1	0	0	0	0	0	0	0	0	0	0	0	0	0	0	0	0	.357
Mar 08	at Louisville	ph	1	0	0	0	0	0	0	0	0	0	0	0	0	0	0	0	0	0	.333
Mar 09	at Louisville	ph	1	0	0	0	0	0	0	0	0	0	0	0	0	0	0	0	0	0	.312
Mar 11	at Ohio State	ph	1	0	0	0	0	0	0	0	0	0	0	0	0	0	1	0	0	0	.294
Mar 14	at NC State	ph	1	0	0	0	0	0	0	0	0	0	0	0	0	0	0	0	0	0	.278
Mar 15	at NC State-2	ph	1	0	0	0	0	0	0	0	0	0	0	0	0	0	0	0	0	0	.263
Mar 18	INDIANA	ph	1	0	0	0	0	0	0	0	0	0	0	0	0	0	0	0	0	0	.250
Totals		1gs	20	5	5	2	0	0	0	0	3	0	0	0	0	0	4	0	1	0	.250

On base pct. .250 • Slugging pct. .250

Career Summaries & Highs

Year	avg	gp-gs	ab	r	h	2b	3b	hr	rbi	tb	slg%	bb	hbp	so	gdp	ob%	sf	sh	sb-att	po	a	e	fld%
2025	.250	18-1	20	5	5	0	0	0	2	5	.250	0	0	4	0	.250	0	0	3-3	0	1	0	1.000
TOTAL	.250	18-1	20	5	5	0	0	0	2	5	.250	0	0	4	0	.250	0	0	3-3	0	1	0	1.000

SINGLE-GAME HIGHS [all-time ranking]:
Hits: 2, vs Maine, Feb 22, 2025; vs Lipscomb, Feb 23, 2025
Total bases: 2, vs Maine, Feb 22, 2025; vs Lipscomb, Feb 23, 2025
RBI: 2, vs Maine, Feb 22, 2025
Runs scored: 3 [t-10th], vs Lipscomb, Feb 23, 2025
Struck out: 1, 4 times
At bats: 3, vs Bethune Cookman, Feb 09, 2025; vs Lipscomb, Feb 23, 2025
Stolen bases: 2 [t-10th], vs Lipscomb, Feb 23, 2025
Field chances: 1, vs Lipscomb, Feb 23, 2025
Assists: 1, vs Lipscomb, Feb 23, 2025

#20 Kaia Cortes — Freshman | Tampa, Fla. — L/L — INF

Game-by-Game

Date	Opponent	Pos	AB	R	H	RBI	2B	3B	HR	BB	SB	CS	HBP	SAC	SF	GDP	K	PO	A	E	Avg
Feb 07	vs Morgan State	*1b	2	1	0	0	0	0	0	0	0	0	2	0	0	0	0	8	0	0	.000
Feb 07	vs Kentucky	*1b	2	0	0	0	0	0	0	0	0	0	1	0	0	0	0	2	0	0	.000
Feb 08	vs Tennessee	*1b	2	0	0	0	0	0	0	0	0	0	1	0	0	0	1	3	0	0	.000
Feb 08	vs Missouri	*1b	4	0	2	1	0	0	0	0	0	0	0	0	0	0	0	6	0	0	.200
Feb 09	vs Penn State	*1b	3	1	2	1	1	0	0	0	0	0	0	0	0	0	0	11	0	0	.308
Feb 09	vs Bethune Cookman	*1b	3	0	1	0	0	0	0	0	0	0	0	0	0	0	0	8	0	0	.312
Feb 14	vs Marist	*1b	3	0	0	0	0	0	0	0	0	0	0	0	0	0	0	8	0	0	.263
Feb 14	at Coastal Carolina	*1b	2	2	1	1	0	0	1	1	0	0	1	0	0	0	0	8	0	0	.286
Feb 15	vs Towson	*1b	2	0	2	3	1	0	0	1	1	0	0	0	0	0	0	2	0	0	.348
Feb 15	vs Kent State	*1b	3	0	0	0	0	0	0	1	0	0	0	0	0	0	0	7	0	0	.308
Feb 27	vs UCLA	*1b	3	0	1	0	0	0	0	0	0	0	0	0	0	0	1	3	1	0	.310
Feb 27	at Cal State Fullerton	*1b	3	0	1	0	0	0	0	0	0	0	0	0	0	0	2	9	0	0	.312
Feb 28	vs LSU	*1b	1	0	0	0	0	0	0	0	0	0	0	0	0	0	0	1	0	0	.303
Feb 28	vs San Diego State	*1b	3	0	0	0	0	0	0	0	0	0	0	0	0	0	0	9	0	1	.278
Mar 1	vs Arizona	*1b	2	0	0	0	0	0	0	1	0	0	0	0	0	0	0	1	0	0	.263
Mar 07	at Louisville	*1b	4	1	2	1	0	0	1	0	0	0	0	0	0	0	1	6	1	0	.286
Mar 08	at Louisville	*1b	3	0	0	0	0	0	0	0	0	0	1	0	0	0	0	7	0	0	.267
Mar 09	at Louisville	*1b	6	1	1	1	0	0	1	0	0	0	1	0	0	0	3	12	1	0	.255
Mar 11	at Ohio State	*1b	3	0	0	0	0	0	0	0	0	0	0	0	0	0	0	5	0	0	.241
Mar 14	at NC State	*1b	3	0	0	0	0	0	0	0	0	0	0	0	0	0	0	4	0	0	.228
Mar 15	at NC State-1	*1b	1	0	0	0	0	0	0	0	0	0	0	0	0	0	0	3	0	0	.224
Mar 15	at NC State-2	*1b	4	0	0	0	0	0	0	0	0	0	0	0	0	0	1	7	0	0	.210
Totals		22gs	62	6	13	8	2	0	3	4	1	0	7	0	0	0	9	130	3	1	.210

On base pct. .329 • Slugging pct. .387

Career Summaries & Highs

Year	avg	gp-gs	ab	r	h	2b	3b	hr	rbi	tb	slg%	bb	hbp	so	gdp	ob%	sf	sh	sb-att	po	a	e	fld%
2025	.210	22-22	62	6	13	2	0	3	8	24	.387	4	7	9	0	.329	0	0	1-1	130	3	1	.993
TOTAL	.210	22-22	62	6	13	2	0	3	8	24	.387	4	7	9	0	.329	0	0	1-1	130	3	1	.993

SINGLE-GAME HIGHS [all-time ranking]:
Hits: 2, 4 times
Doubles: 1, vs Penn State, Feb 09, 2025; vs Towson, Feb 15, 2025
Home runs: 1, at Coastal Carolina, Feb 14, 2025; at Louisville, Mar 07, 2025; at Louisville, Mar 09, 2025
Total bases: 5, at Louisville, Mar 07, 2025
RBI: 3, vs Towson, Feb 15, 2025
Runs scored: 2, at Coastal Carolina, Feb 14, 2025
Walks: 1, 4 times
Hit by pitch: 2 [t-7th], vs Morgan State, Feb 07, 2025
Struck out: 3 [t-1st], at Louisville, Mar 09, 2025
At bats: 6 [t-4th], at Louisville, Mar 09, 2025
Stolen bases: 1, vs Towson, Feb 15, 2025
Field chances: 13 [t-9th], at Louisville, Mar 09, 2025
Putouts: 12, at Louisville, Mar 09, 2025
Assists: 1, vs UCLA, Feb 27, 2025; at Louisville, Mar 07, 2025; at Louisville, Mar 09, 2025

#22 Avery Houlihan — Freshman | Joliet, Ill. — R/R — INF

Game-by-Game

Date	Opponent	Pos	AB	R	H	RBI	2B	3B	HR	BB	SB	CS	HBP	SAC	SF	GDP	K	PO	A	E	Avg
Feb 07	vs Kentucky	*2b	0	0	0	0	0	0	0	0	0	0	0	0	0	0	0	0	0	0	.000
Feb 08	vs Tennessee	pr	0	0	0	0	0	0	0	0	0	0	0	0	0	0	0	0	0	0	.000
Feb 08	vs Missouri	pr	0	0	0	0	0	0	0	0	0	0	0	0	0	0	0	0	0	0	.000
Feb 09	vs Penn State	pr	0	1	0	0	0	0	0	0	0	0	0	0	0	0	0	0	0	0	.000
Feb 09	vs Bethune Cookman	pr/2b	0	0	0	0	0	0	0	1	0	0	0	0	0	0	0	1	0	0	.000
Feb 14	vs Marist	pr	0	0	0	0	0	0	0	0	0	0	0	0	0	0	0	0	0	0	.000
Feb 15	vs Towson	*2b	2	2	1	1	0	0	0	0	0	0	0	0	0	0	0	1	0	0	.500
Feb 15	vs Kent State	*dh	2	1	0	0	0	0	0	0	0	0	1	0	0	0	0	0	0	0	.250
Feb 21	vs Texas A&M-CC	*dh	1	1	0	0	0	0	0	1	0	0	0	1	0	0	0	0	0	0	.200
Feb 21	at South Alabama	*2b	3	0	1	0	0	0	0	0	0	0	0	0	0	0	1	3	2	0	.250
Feb 23	vs Lipscomb	pr/ss	2	3	1	0	0	0	0	1	0	0	0	0	0	0	1	1	1	0	.300
Feb 27	at Cal State Fullerton	pr	0	0	0	0	0	0	0	0	0	1	0	0	0	0	0	0	0	0	.300
Feb 28	vs LSU	2b	1	0	0	0	0	0	0	0	0	0	0	0	0	0	1	0	1	0	.273
Feb 28	vs San Diego State	pr	0	0	0	0	0	0	0	0	0	0	0	0	0	0	0	0	0	0	.273
Mar 07	at Louisville	2b	0	0	0	0	0	0	0	0	0	0	0	0	0	0	0	1	0	0	.273
Mar 09	at Louisville	pr	0	0	0	0	0	0	0	0	1	0	0	0	0	0	0	0	0	0	.273
Mar 11	at Ohio State	pr	0	0	0	0	0	0	0	0	0	0	0	0	0	0	0	0	0	0	.273
Mar 14	at NC State	pr	0	0	0	0	0	0	0	0	0	0	0	0	0	0	0	0	0	0	.273
Mar 15	at NC State-2	ph	0	0	0	0	0	0	0	1	0	0	0	0	0	0	0	0	0	0	.273
Mar 18	INDIANA	pr	0	1	0	0	0	0	0	0	0	0	0	0	0	0	0	0	0	0	.273
Mar 19	WESTERN MICHIGAN	ph/2b	2	0	0	0	0	0	0	0	0	0	0	0	0	0	1	1	0	0	.231
Totals		5gs	13	9	3	1	0	0	0	4	1	1	1	1	0	0	4	8	4	0	.231

On base pct. .444 • Slugging pct. .231

Career Summaries & Highs

Year	avg	gp-gs	ab	r	h	2b	3b	hr	rbi	tb	slg%	bb	hbp	so	gdp	ob%	sf	sh	sb-att	po	a	e	fld%
2025	.231	21-5	13	9	3	0	0	0	1	3	.231	4	1	4	0	.444	0	1	1-2	8	4	0	1.000
TOTAL	.231	21-5	13	9	3	0	0	0	1	3	.231	4	1	4	0	.444	0	1	1-2	8	4	0	1.000

SINGLE-GAME HIGHS [all-time ranking]:
Hits: 1, vs Towson, Feb 15, 2025; at South Alabama, Feb 21, 2025; vs Lipscomb, Feb 23, 2025
Total bases: 1, vs Towson, Feb 15, 2025; at South Alabama, Feb 21, 2025; vs Lipscomb, Feb 23, 2025
RBI: 1, vs Towson, Feb 15, 2025
Runs scored: 3 [t-10th], vs Lipscomb, Feb 23, 2025
Walks: 1, 4 times
Hit by pitch: 1, vs Kent State, Feb 15, 2025
Struck out: 1, 4 times
Sac bunts: 1 [t-10th], vs Texas A&M-CC, Feb 21, 2025
At bats: 3, at South Alabama, Feb 21, 2025
Stolen bases: 1, at Louisville, Mar 09, 2025
Caught stealing: 1 [t-2nd], at Cal State Fullerton, Feb 27, 2025
Field chances: 5, at South Alabama, Feb 21, 2025
Putouts: 3, at South Alabama, Feb 21, 2025
Assists: 2, at South Alabama, Feb 21, 2025

#23 Kami Kamzik — Sophomore | Johnstown, Pa. — R/R — P/1B

Game-by-Game

Date	Opponent	GS	IP	H	R	ER	BB	SO	2B	3B	HR	WP	BK	HBP	IBB	Score	W-L	Sv	ERA	NP
Feb 07	vs Morgan State		4.0	2	0	0	4	6	1	0	0	3	0	0	0	4-5	0-0	0	0.00	69
Feb 07	vs Kentucky		1.1	3	2	2	1	0	0	0	0	0	0	0	0	4-12	0-0	0	2.62	27
Feb 08	vs Tennessee		2.0	2	1	1	1	1	0	0	0	1	0	1	0	2-10	0-0	0	2.86	44
Feb 09	vs Penn State	*	7.0	4	2	2	1	6	2	0	0	0	0	1	0	4-2	1-0	0	2.44	117
Feb 14	at Coastal Carolina		3.2	6	5	3	1	4	0	0	1	1	0	0	1	7-8	1-1	0	3.11	68
Feb 15	vs Towson	*	4.0	2	0	0	1	8	0	0	0	0	0	0	0	9-0	2-1	0	2.55	65
Feb 21	vs Texas A&M-CC	*	2.0	3	2	1	2	5	0	0	0	1	0	0	0	8-3	2-1	0	2.62	46
Feb 22	at South Alabama	*	4.0	4	4	3	2	2	1	1	1	3	0	1	0	1-9	2-2	0	3.00	70
Feb 23	vs Lipscomb		1.0	1	4	4	3	1	0	0	1	2	0	0	0	15-4	2-2	0	3.86	32
Feb 27	vs UCLA	*	3.1	4	4	4	3	1	0	0	1	1	0	1	0	2-7	2-3	0	4.33	67
Feb 28	vs LSU		0.0	3	3	3	0	0	1	0	1	0	0	0	0	0-10	2-3	0	4.98	10
Mar 08	at Louisville	*	7.0	7	2	2	3	9	2	0	0	0	0	0	0	3-2	3-3	0	4.45	127
Mar 11	at Ohio State	*	2.0	3	2	2	1	0	1	0	0	0	0	0	0	2-3	3-4	0	4.57	40
Mar 15	at NC State-1	*	0.1	4	3	2	0	1	2	0	0	0	0	0	0	0-6	3-5	0	4.87	20
Mar 19	WESTERN MICHIGAN	*	4.1	2	1	1	0	3	1	0	1	0	0	0	0	2-1	4-5	0	4.57	73
Totals		9	46.0	50	35	30	23	47	11	1	6	12	0	4	1	63-82	4-5	0	4.57	-

Career Summaries & Highs

Year	era	w-l	app	gs	cg	sho	sv	ip	h	r	er	bb	so	2b	3b	hr	bf	bavg	wp	hbp	bk	sfa	sha
2024	5.69	0-0	12	2	0	0/1	2	16.0	25	22	13	10	16	6	0	3	89	.321	0	0	0	0	1
2025	4.57	4-5	15	9	2	0/1	0	46.0	50	35	30	23	47	11	1	6	218	.267	12	4	0	0	4
TOTAL	4.85	4-5	27	11	2	0/2	2	62.0	75	57	43	33	63	17	1	9	307	.283	12	4	0	0	5

SINGLE-GAME HIGHS [all-time ranking]:
Innings pitched: 7.0 [t-5th], vs Penn State, Feb 09, 2025; at Louisville, Mar 08, 2025
Walks allowed: 4, vs Morgan State, Feb 07, 2025; at Virginia Tech, Mar 03, 2024
Strikeouts: 9, at Louisville, Mar 08, 2025
Batters faced: 31, at Louisville, Mar 08, 2025
Field chances: 3, at Louisville, Mar 08, 2025
Assists: 3, at Louisville, Mar 08, 2025

#24 Anna Holloway — Senior | Crown Point, Ind. — R/R — INF

Game-by-Game

Date	Opponent	Pos	AB	R	H	RBI	2B	3B	HR	BB	SB	CS	HBP	SAC	SF	GDP	K	PO	A	E	Avg
Feb 07	vs Morgan State	*ss	2	0	0	0	0	0	0	0	0	0	0	0	0	0	0	0	1	0	.000
Feb 07	vs Kentucky	2b	0	1	0	0	0	0	0	1	0	0	0	0	0	0	0	2	0	0	.000
Feb 08	vs Tennessee	*2b	1	0	0	0	0	0	0	0	0	0	0	0	0	0	0	2	2	0	.000
Feb 08	vs Missouri	*2b	1	0	1	0	0	0	0	0	0	0	0	2	0	0	0	3	2	1	.250
Feb 09	vs Penn State	*2b	0	0	0	0	0	0	0	1	0	0	0	1	0	0	0	1	4	0	.250
Feb 09	vs Bethune Cookman	*2b	1	0	0	0	0	0	0	0	0	0	0	0	0	0	0	0	0	1	.200
Feb 14	vs Marist	*2b	3	0	1	0	1	0	0	0	0	0	0	0	0	0	1	0	2	0	.250
Feb 14	at Coastal Carolina	*ss	3	0	0	0	0	0	0	0	0	0	0	0	0	0	2	2	1	0	.182
Feb 15	vs Kent State	*2b	1	0	1	0	0	0	0	0	1	0	0	1	0	0	0	1	2	0	.250
Feb 21	vs Texas A&M-CC	*2b	2	0	1	1	0	0	0	0	0	1	0	0	0	0	0	1	1	1	.286
Feb 22	vs Maine	*2b	2	0	0	0	0	0	0	0	0	0	0	1	0	0	0	2	1	0	.250
Feb 22	at South Alabama	*2b	3	0	2	0	0	0	0	0	0	0	0	0	0	0	0	2	3	0	.316
Feb 23	vs Lipscomb	*2b/dh	4	0	2	0	0	0	0	1	0	0	0	0	0	0	0	0	1	0	.348
Feb 27	vs UCLA	*2b	2	0	0	0	0	0	0	0	0	0	0	0	0	0	0	4	1	1	.320
Feb 27	at Cal State Fullerton	*2b	2	0	0	0	0	0	0	0	0	0	0	0	0	0	2	1	1	0	.296
Feb 28	vs LSU	*2b	1	0	0	0	0	0	0	0	0	0	0	0	0	0	0	0	0	0	.286
Feb 28	vs San Diego State	*2b	2	0	1	0	0	0	0	1	0	0	0	0	0	0	1	1	3	0	.300
Mar 1	vs Arizona	*2b	2	0	1	0	0	0	0	0	0	0	0	1	0	0	1	2	0	1	.312
Mar 07	at Louisville	*2b/ph	4	0	1	0	0	0	0	0	0	0	0	0	0	0	2	1	1	0	.306
Mar 08	at Louisville	*2b	2	1	1	1	0	0	1	0	0	0	0	0	0	0	1	0	0	0	.316
Mar 09	at Louisville	*2b	5	0	1	0	0	0	0	0	0	0	0	0	0	0	2	4	4	0	.302
Mar 11	at Ohio State	*2b	2	0	0	0	0	0	0	0	0	0	0	0	0	0	0	1	1	0	.289
Mar 14	at NC State	*2b	3	0	0	0	0	0	0	0	0	0	0	0	0	0	0	1	0	0	.271
Mar 15	at NC State-1	*2b	2	0	0	0	0	0	0	0	0	0	0	0	0	0	1	2	3	0	.260
Mar 15	at NC State-2	*2b	3	0	0	0	0	0	0	0	0	0	0	0	0	0	0	2	1	0	.245
Mar 18	INDIANA	*2b	3	0	2	0	1	0	0	0	0	0	0	0	0	0	0	2	1	1	.268
Mar 19	WESTERN MICHIGAN	*2b	1	0	0	0	0	0	0	0	0	0	0	0	0	0	0	0	2	0	.263
Totals		26gs	57	2	15	2	2	0	1	4	1	1	0	6	0	0	13	37	38	6	.263

On base pct. .311 • Slugging pct. .351

Career Summaries & Highs

Year	avg	gp-gs	ab	r	h	2b	3b	hr	rbi	tb	slg%	bb	hbp	so	gdp	ob%	sf	sh	sb-att	po	a	e	fld%
2022	.143	21-17	42	5	6	1	1	2	7	15	.357	1	0	9	0	.163	0	1	0-0	22	33	4	.932
2023	.360	28-24	50	7	18	0	0	2	8	24	.480	1	0	8	1	.373	0	3	0-1	32	42	7	.914
2024	.226	50-50	124	7	28	4	1	2	8	40	.323	3	1	21	1	.250	0	9	2-2	55	104	10	.941
2025	.263	27-26	57	2	15	2	0	1	2	20	.351	4	0	13	0	.311	0	6	1-2	37	38	6	.926
TOTAL	.245	126-117	273	21	67	7	2	7	25	99	.363	9	1	51	2	.272	0	19	3-5	146	217	27	.931

SINGLE-GAME HIGHS [all-time ranking]:

Hits: 3, (5/8/24 at North Carolina)
Doubles: 1, (7 times, last vs. Indiana, 3/18/25)
Triples: 1, (Twice, last at Indiana, 4/16/24)
Home Runs: 1, (7 times, last at Louisville, 3/8/25)
RBI: 3 (Twice, last at Elon, 3/14/23)
BB: 1 (9x, last vs. San Diego State, 2/28/25)

#26	Tenley Sweet	Sophomore | Newhall, Calif.	L/R	OF

Game-by-Game - OUT FOR THE SEASON (INJURY)

Career Summaries & Highs

Year	avg	gp-gs	ab	r	h	2b	3b	hr	rbi	tb	slg%	bb	hbp	so	gdp	ob%	sf	sh	sb-att	po	a	e	fld%
2024	.000	43-1	5	19	0	0	0	0	0	0	.000	0	0	1	0	.000	0	0	3-3	2	0	2	.500
TOTAL	.000	43-1	5	19	0	0	0	0	0	0	.000	0	0	1	0	.000	0	0	3-3	2	0	2	.500

SINGLE-GAME HIGHS [all-time ranking]:
Runs: 1 (19 times, last at North Carolina 5/8/24)

#27 Caroline O'Brien — Freshman | Chicago, Ill. — R/R — UT

Game-by-Game

Date	Opponent	Pos	AB	R	H	RBI	2B	3B	HR	BB	SB	CS	HBP	SAC	SF	GDP	K	PO	A	E	Avg
Feb 07	vs Morgan State	pr	0	0	0	0	0	0	0	0	0	0	0	0	0	0	0	0	0	0	.000
Feb 07	vs Kentucky	*3b	2	0	1	2	0	0	0	0	0	0	0	0	0	0	0	0	0	0	.500
Feb 08	vs Tennessee	*3b	3	0	1	1	0	0	0	0	0	0	0	0	0	0	0	2	0	0	.400
Feb 08	vs Missouri	*3b	3	1	0	0	0	0	0	1	1	0	0	0	0	0	0	0	1	0	.250
Feb 09	vs Penn State	*3b	4	1	2	0	0	0	0	0	0	0	0	0	0	0	0	1	4	0	.333
Feb 09	vs Bethune Cookman	*3b	2	0	0	0	0	0	0	0	0	0	0	1	0	0	0	0	2	0	.286
Feb 14	vs Marist	*3b	3	0	0	0	0	0	0	0	0	0	0	0	0	0	1	0	6	0	.235
Feb 14	at Coastal Carolina	*3b/dh	4	0	0	0	0	0	0	0	0	0	0	0	0	0	1	0	1	1	.190
Feb 15	vs Towson	*3b	2	1	0	2	0	0	0	0	0	1	1	0	0	0	0	0	1	0	.174
Feb 15	vs Kent State	*3b	2	0	0	0	0	0	0	0	0	0	0	0	0	0	0	0	2	0	.160
Feb 21	vs Texas A&M-CC	*3b	2	0	0	0	0	0	0	0	0	0	0	0	0	0	0	1	2	0	.148
Feb 21	at South Alabama	ph	1	0	0	0	0	0	0	0	0	0	0	0	0	0	0	0	0	0	.143
Feb 22	vs Maine	pr	0	1	0	0	0	0	0	0	0	0	0	0	0	0	0	0	0	0	.143
Feb 22	at South Alabama	pr	0	0	0	0	0	0	0	0	0	0	0	0	0	0	0	0	0	0	.143
Feb 23	vs Lipscomb	pr/3b	2	2	1	0	0	0	0	0	0	0	0	0	0	0	0	0	3	0	.167
Feb 27	at Cal State Fullerton	*3b	3	0	0	0	0	0	0	0	0	0	0	0	0	0	0	1	3	0	.152
Feb 28	vs San Diego State	3b	0	0	0	0	0	0	0	0	0	0	0	0	0	0	0	0	0	0	.152
Mar 1	vs Arizona	*3b	2	0	0	0	0	0	0	0	0	0	0	0	0	0	0	1	2	0	.143
Mar 07	at Louisville	3b	0	0	0	0	0	0	0	0	0	0	0	0	0	0	0	0	1	0	.143
Mar 08	at Louisville	*3b	1	0	0	0	0	0	0	0	0	0	0	0	0	0	0	0	1	0	.139
Mar 09	at Louisville	*3b	4	0	1	1	0	0	0	1	0	0	0	0	0	0	0	2	2	0	.150
Mar 11	at Ohio State	3b	0	0	0	0	0	0	0	0	0	0	0	0	0	0	0	0	0	0	.150
Mar 14	at NC State	pr/3b	1	0	0	0	0	0	0	0	2	0	0	0	0	0	0	0	1	0	.146
Mar 15	at NC State-1	3b	1	0	0	0	0	0	0	0	0	0	0	0	0	0	0	1	0	0	.143
Mar 15	at NC State-2	3b	0	0	0	0	0	0	0	1	0	0	0	0	0	0	0	0	0	0	.143
Mar 18	INDIANA	pr/3b	0	0	0	0	0	0	0	0	0	0	0	1	0	0	0	0	1	1	.143
Mar 19	WESTERN MICHIGAN	*3b	2	0	2	1	0	0	0	1	1	0	0	0	0	0	0	0	1	0	.182
Totals		15gs	44	6	8	7	0	0	0	4	4	1	1	2	0	0	2	9	34	2	.182

On base pct. .265 • Slugging pct. .182

Career Summaries & Highs

Year	avg	gp-gs	ab	r	h	2b	3b	hr	rbi	tb	slg%	bb	hbp	so	gdp	ob%	sf	sh	sb-att	po	a	e	fld%
2025	.182	27-15	44	6	8	0	0	0	7	8	.182	4	1	2	0	.265	0	2	4-5	9	34	2	.956
TOTAL	.182	27-15	44	6	8	0	0	0	7	8	.182	4	1	2	0	.265	0	2	4-5	9	34	2	.956

SINGLE-GAME HIGHS [all-time ranking]:

Hits: 2, vs Penn State, Feb 09, 2025; Western Michigan, Mar 19, 2025

Total bases: 2, vs Penn State, Feb 09, 2025; Western Michigan, Mar 19, 2025

RBI: 2, vs Kentucky, Feb 07, 2025; vs Towson, Feb 15, 2025

Runs scored: 2, vs Lipscomb, Feb 23, 2025

Walks: 1, 4 times

Hit by pitch: 1, vs Towson, Feb 15, 2025

Struck out: 1, at Coastal Carolina, Feb 14, 2025; vs Marist, Feb 14, 2025

Sac bunts: 1 [t-10th], vs Bethune Cookman, Feb 09, 2025; Indiana, Mar 18, 2025

At bats: 4, vs Penn State, Feb 09, 2025; at Coastal Carolina, Feb 14, 2025; at Louisville, Mar 09, 2025

Stolen bases: 2 [t-10th], at NC State, Mar 14, 2025

Caught stealing: 1 [t-2nd], vs Towson, Feb 15, 2025

Field chances: 6, vs Marist, Feb 14, 2025

Putouts: 2, vs Tennessee, Feb 08, 2025; at Louisville, Mar 09, 2025

Assists: 6 [t-4th], vs Marist, Feb 14, 2025

#31 Shannon Becker — Senior | Mahopac, N.Y. — R/R — P

Game-by-Game

Date	Opponent	GS	IP	H	R	ER	BB	SO	2B	3B	HR	WP	BK	HBP	IBB	Score	W-L	Sv	ERA	NP
Feb 07	vs Morgan State	*	0.0	4	3	3	0	0	0	0	0	0	0	0	0	4-5	0-0	0	999.00	14
Feb 07	vs Kentucky		2.0	5	2	2	3	0	0	0	0	0	0	1	0	4-12	0-0	0	17.50	49
Feb 09	vs Bethune Cookman		1.0	0	0	0	0	0	0	0	0	0	0	1	0	1-0	0-0	1	11.67	13
Feb 14	vs Marist		4.2	3	3	3	3	3	0	0	1	0	0	1	0	0-6	0-0	1	7.30	83
Feb 15	vs Kent State		2.0	1	0	0	0	3	0	0	0	0	0	0	0	5-0	0-0	1	5.79	26
Feb 21	vs Texas A&M-CC		4.0	5	1	1	1	1	1	0	0	0	0	0	0	8-3	1-0	1	4.61	74
Feb 22	vs Maine	*	6.0	0	0	0	1	6	0	0	0	0	0	0	0	8-0	2-0	1	3.20	85
Feb 23	vs Lipscomb		1.0	1	0	0	0	0	0	0	0	0	0	0	0	15-4	2-0	1	3.05	12
Feb 27	vs UCLA		2.2	5	3	3	0	3	0	1	2	0	0	1	0	2-7	2-0	1	3.60	57
Feb 28	vs San Diego State		0.1	0	0	0	0	0	0	0	0	0	0	0	0	5-4	2-0	2	3.55	4
Mar 1	vs Arizona	*	1.1	6	5	4	0	0	0	0	0	1	0	1	0	1-7	2-1	2	4.48	47
Mar 09	at Louisville		1.2	0	0	0	1	2	0	0	0	0	0	0	0	3-4	2-1	2	4.20	28
Mar 15	at NC State-1		5.2	6	3	3	4	3	2	0	2	0	0	0	2	0-6	2-1	2	4.11	107
Mar 19	WESTERN MICHIGAN		2.2	1	0	0	1	2	0	0	0	0	0	0	0	2-1	2-1	3	3.80	32
Totals		3	35.0	37	20	19	14	23	3	1	5	1	0	5	2	58-59	2-1	3	3.80	-

Career Summaries & Highs

Year	avg	gp-gs	ab	r	h	2b	3b	hr	rbi	tb	slg%	bb	hbp	so	gdp	ob%	sf	sh	sb-att	po	a	e	fld%
2022	.000	1-0	1	0	0	0	0	0	0	0	.000	0	0	1	0	.000	0	0	0-0	4	14	0	1.000
2023	.000	0-0	0	0	0	0	0	0	0	0	.000	0	0	0	0	.000	0	0	0-0	2	13	2	.882
2024	.000	0-0	0	0	0	0	0	0	0	0	.000	0	0	0	0	.000	0	0	0-0	4	10	0	1.000
2025	.000	0-0	0	0	0	0	0	0	0	0	.000	0	0	0	0	.000	0	0	0-0	0	2	0	1.000
TOTAL	.000	1-0	1	0	0	0	0	0	0	0	.000	0	0	1	0	.000	0	0	0-0	10	39	2	.961

Year	era	w-l	app	gs	cg	sho	sv	ip	h	r	er	bb	so	2b	3b	hr	bf	bavg	wp	hbp	bk	sfa	sha
2022	1.71	10-4	27	12	6	3/2	4	90.0	93	30	22	18	73	13	0	3	392	.262	4	10	0	2	7
2023	4.06	8-3	29	12	2	1/3	2	82.2	89	59	48	34	64	7	3	9	385	.268	1	12	0	2	5
2024	4.08	8-6	32	11	2	0/0	5	84.0	105	62	49	32	45	18	5	8	404	.301	2	11	0	6	6
2025	3.80	2-1	14	3	1	1/2	3	35.0	37	20	19	14	23	3	1	5	161	.270	1	5	0	2	3
TOTAL	3.31	28-14	102	38	11	5/7	14	291.2	324	171	138	98	205	41	9	25	1342	.276	8	38	0	12	21

SINGLE-GAME HIGHS [all-time ranking]:
Struck out: 1, vs Texas, Feb 20, 2022
At bats: 1, vs Texas, Feb 20, 2022
Innings pitched: 7.0 [t-5th], 4 times
Walks allowed: 5, vs Ohio State, Feb 18, 2023
Strikeouts: 9, vs Princeton, Feb 26, 2022
Batters faced: 32, at Virginia, Mar 13, 2022; at North Carolina, Mar 29, 2024
Field chances: 4, at Clemson, Apr 16, 2022
Putouts: 1, 10 times
Assists: 4, at Clemson, Apr 16, 2022
Runners CS: 1, 10 times

#99 Christina Willemssen | Sophomore | Fairfax Station, Va. | L/R | OF

Game-by-Game

Date	Opponent	Pos	AB	R	H	RBI	2B	3B	HR	BB	SB	CS	HBP	SAC	SF	GDP	K	PO	A	E	Avg
Feb 07	vs Morgan State	ph	1	0	0	0	0	0	0	0	0	0	0	0	0	0	0	0	0	0	.000
Feb 07	vs Kentucky	*of	0	1	0	0	0	0	0	2	0	0	0	0	0	0	0	2	0	1	.000
Feb 08	vs Tennessee	of	0	0	0	0	0	0	0	0	0	0	0	0	0	0	0	0	0	0	.000
Feb 08	vs Missouri	*of	2	0	0	0	0	0	0	0	0	0	0	0	0	0	1	0	0	0	.000
Feb 09	vs Bethune Cookman	of	1	0	0	0	0	0	0	0	0	0	0	0	0	0	0	1	0	0	.000
Feb 14	vs Marist	*dh	2	0	0	0	0	0	0	0	0	0	0	0	0	0	0	0	0	0	.000
Feb 14	at Coastal Carolina	ph/of	2	0	0	0	0	0	0	0	0	0	0	0	0	0	1	0	0	0	.000
Feb 15	vs Towson	ph/of	0	0	0	0	0	0	0	1	0	0	0	0	0	0	0	0	0	0	.000
Feb 15	vs Kent State	ph/of	1	0	0	0	0	0	0	0	0	0	0	0	0	0	0	0	0	0	.000
Feb 21	vs Texas A&M-CC	ph/of	0	0	0	1	0	0	0	0	0	0	0	0	1	0	0	0	0	0	.000
Feb 21	at South Alabama	ph	0	0	0	0	0	0	0	1	0	0	0	0	0	0	0	0	0	0	.000
Feb 22	vs Maine	ph	0	1	0	0	0	0	0	1	0	0	0	0	0	0	0	0	0	0	.000
Feb 23	vs Lipscomb	ph/of	3	0	1	2	0	0	0	0	0	0	0	0	0	0	0	1	0	0	.083
Feb 28	vs LSU	of	1	0	0	0	0	0	0	0	0	0	0	0	0	0	1	0	0	0	.077
Mar 1	vs Arizona	ph	1	0	0	0	0	0	0	0	0	0	0	0	0	0	1	0	0	0	.071
Mar 08	at Louisville	of	1	0	1	0	0	0	0	0	0	0	0	0	0	0	0	0	0	0	.133
Mar 15	at NC State-1	ph/of	1	0	0	0	0	0	0	1	0	0	0	0	0	0	0	1	0	0	.125
Mar 18	INDIANA	*of	3	0	2	0	0	0	0	0	0	0	0	0	0	0	1	1	0	0	.211
Mar 19	WESTERN MICHIGAN	*of	2	0	0	0	0	0	0	0	0	0	0	0	0	0	0	2	0	0	.190
Totals		5gs	21	2	4	3	0	0	0	6	0	0	0	0	1	0	5	8	0	1	.190

On base pct. .357 • Slugging pct. .190

Career Summaries & Highs

Year	avg	gp-gs	ab	r	h	2b	3b	hr	rbi	tb	slg%	bb	hbp	so	gdp	ob%	sf	sh	sb-att	po	a	e	fld%
2024	.000	4-1	4	0	0	0	0	0	0	0	.000	0	0	1	0	.000	0	0	0-0	1	1	0	1.000
2025	.190	19-5	21	2	4	0	0	0	3	4	.190	6	0	5	0	.357	1	0	0-0	8	0	1	.889
TOTAL	.160	23-6	25	2	4	0	0	0	3	4	.160	6	0	6	0	.313	1	0	0-0	9	1	1	.909

SINGLE-GAME HIGHS [all-time ranking]:
Hits: 2, Indiana, Mar 18, 2025
Total bases: 2, Indiana, Mar 18, 2025
RBI: 2, vs Lipscomb, Feb 23, 2025
Runs scored: 1, vs Kentucky, Feb 07, 2025; vs Maine, Feb 22, 2025
Walks: 2, vs Kentucky, Feb 07, 2025
Struck out: 1, 6 times
Sac flies: 1 [t-2nd], vs Texas A&M-CC, Feb 21, 2025
At bats: 3, vs Lipscomb, Feb 23, 2025; Indiana, Mar 18, 2025
Field chances: 3, vs Kentucky, Feb 07, 2025
Putouts: 2, vs Kentucky, Feb 07, 2025; Western Michigan, Mar 19, 2025
Assists: 1, vs Utah, Feb 10, 2024

2025 NOTRE DAME SOFTBALL

THE LAST TIME

BATTING

Player hit a grand slam:	Lexi Orozco at Boston College (April 21, 2023)
Player led off a game with a HR:	Abby Sweet vs. Boston Univ. (Feb. 11, 2021 at Green and Gold Classic)
Player had a first inning HR (not lead off):	Addison Amaral vs. Kent State (Feb. 15, 2025)
Player led off an inning with a HR:	Olivia Levitt at Ohio State - 2nd inning (March 11, 2025)
Player had six at-bats:	Emily Tran (7), Rachel Allen (7), Kaia Cortes, Addison Amaral, Paige Cowley, Sydny Poeck at Louisville (March 9, 2025)
Player scored four runs in a game:	Leea Hanks vs. Oakland (May 21, 2022)
Player had four hits in a game:	Carlli Kloss (4) at UNCG (March 15, 2023)
Player had five hits in a game:	Abby Sweet (5) at North Carolina (March 13, 2021 - DH1)
Player had five RBI in a game:	Addison Amaral (5) vs. Ball State (March 10, 2024)
Player had six+ RBI in a game:	Karina Gaskins (7) vs. Pittsburgh (April 2, 2023 - DH 2)
Player had two doubles in a game:	Jane Kronenberger vs. Texas A&M-Corpus Christi (Feb. 21, 2025)
Player had three doubles in a game:	Emilee Koerner vs. Ball State (May 16, 2015)
Player hit two triples in a game:	Leea Hanks vs. Lehigh (March 6, 2022)
Player hit two home runs in a game:	Addison Amaral (2) vs. Boston College (April 27, 2024)
Player hit three home runs in a game:	Karina Gaskins (3) vs. Pittsburgh (April 2, 2023 - DH2)
Player recorded 11 total bases:	Karina Gaskins (12) vs. Pittsburgh (April 2, 2023 - DH2)
Player walked three times in a game:	Sydny Poeck vs. Indiana (March 18, 2025)
Player walked four times in a game:	Cait Brooks vs. UMBC (May 18, 2019 at NCAA Regional)
Player was hit by pitch two times or more in the same game:	Kaia Cortes vs Morgan State (Feb. 7, 2025)
Player had two sac hits in a game:	Anna Holloway at Marshall (March 8, 2024)
Player had two sac flies in a game:	Jane Kronenberger at Jacksonville (Feb. 16, 2024)
Player stole two bases in a game:	Caitlyn Early vs. Lipscomb (Feb. 23, 2025)
Player stole three bases in a game:	Joley Mitchell (3) vs. Michigan State (April 26, 2022)
Player stole four bases in a game:	Emma Clark (4) vs. North Alabama (Feb. 13, 2021 at Stinger Classic)
Player had a hit streak of 10 or more games	Carlli Kloss (10 - Feb. 9, 2024 - Feb. 23, 2024)
Player had a hit streak of 20 or more games	Sadie Pitzenberger (26) in 2010 from Feb. 20 through April 1
Player had an on-base streak of 10 or more games:	Addison Amaral (11, Feb. 27, 2025 - Present)
Player had an on-base streak of 20 or more games:	Joley Mitchell (32, March 4, 2023 - end of season)
Player had an on-base streak of 30 or more games:	Joley Mitchell (32, March 4, 2023 - end of season)
Player had an on-base streak of 40 or more games:	Abby Sweet (43, Feb. 9, 2020 - March 31, 2021)
Notre Dame stole four or more bases in a game:	Four at North Carolina (March 29, 2024)
Notre Dame stole five or more bases in a game:	Five vs. Samford (Feb. 16, 2024)
Notre Dame stole six or more bases in a game:	Six vs. Toledo (April 26, 2022)
Notre Dame stole seven or more bases in a game:	Seven at Alabama State (Feb. 14, 2021 at Stinger Classic)
Notre Dame was walked eight or more times in a game:	9 vs. Samford (Feb. 16, 2024)
Notre Dame did not have a batter strikeout in a game:	vs. Penn State (Feb. 9, 2025)
Notre Dame struck out 10+ times:	12 vs. South Alabama (Feb. 9, 2024)
Notre Dame was hit by three or more pitches in a game:	Three vs. Morgan State (Feb. 7, 2024)
Notre Dame was hit by four or more pitches in a game:	Four vs. Memphis (Feb. 12, 2023)
Notre Dame was hit by five or more pitches in a game:	Six vs. NC State (March 27, 2021 - DH2)
Notre Dame was hit by six or more pitches in a game:	Six vs. NC State (March 27, 2021 - DH2)
Notre Dame hit three or more home runs in one inning:	Four in fourth inning at Pittsburgh (April 3, 2015)
Notre Dame hit three home runs in a game:	Leea Hanks, Joley Mitchell and Brooke Marquez vs. Oakland (May 21, 2022 - NCAA Regional)
Notre Dame hit four home runs in a game:	Karina Gaskins (3) & Lexi Orozco (2) vs. Pittsburgh (April 2, 2023 - DH2
Notre Dame hit five home runs in a game:	Karina Gaskins (3) & Lexi Orozco (2) vs. Pittsburgh (April 2, 2023 - DH2
Notre Dame hit back-to-back home runs in a game:	Jane Kronenberger & Anna Holloway vs. North Carolina (May 8, 2024)
Notre Dame won on a walk-off hit (not HR):	Karina Gaskins (single - 7th inning) vs. #21/20 Clemson (April 21, 2024)
Notre Dame won on a walk-off HR:	Jane Kronenberger vs. #15 Missouri (Feb. 8, 2025)
Notre Dame had all nine starters in the batting order record a hit:	vs. Baylor (March 1, 2019 at St. George, UT)
An opponent hit two HR in a game:	Delaney Keith - Coastal Carolina (Feb. 14, 2025)
An opposing team hit four HR in a game:	Boston College (April 27, 2024)
An opposing team hit five HR in a game:	NC State (May 7, 2016)
An opponent hit a walk-off HR:	MaKayla Marbury - NC State (March 15, 2025)

PITCHING

Pitcher threw a no-hitter:	Shannon Becker (6.0 IP) vs. Maine (Feb. 22, 2025)
Pitcher threw a perfect game:	Laura Winter (5.0 IP) at Virginia (April 18, 2014)
Pitcher threw a one-hitter:	Alexis Laudenslager (7.0 IP) vs. Bowling Green (March 12, 2023 - DH1)
Pitcher threw a two-hitter:	Micaela Kastor (7.0 IP) vs. UIC (April 24, 2024)
Pitcher threw a three-hitter:	Brianne Weiss (7.0 IP) at NC State (March 14, 2025)
Pitcher threw a complete game (more than five innings):	Micaela Kastor (7.0 IP) vs. Indiana (March 18, 2025)
Pitcher threw a complete five-inning game:	Payton Tidd (5.0 IP) vs. #14/17 Virginia Tech (April 15, 2023 - DH2)
Pitcher threw a complete eight or more inning game:	Alexis Holloway (9.0 IP) at Virginia Tech (March 31, 2021)
Pitcher threw a complete home game (more than five innings):	Micaela Kastor (7.0 IP) vs. Indiana (March 18, 2025)
Pitcher threw a complete home five-inning game:	Payton Tidd vs. #14/17 Virginia Tech (April 15, 2023 - DH2)

THE LAST TIME

Pitcher threw a complete away game:	Brianne Weiss (7.0 IP) at NC State (March 14, 2025)
Pitcher threw a complete neutral game:	Shannon Becker (6.0 IP) vs. Maine (Feb. 22, 2025)
Pitcher threw eight+ innings:	Brianne Weiss (8.1 IP) at Louisville (March 9, 2025)
Pitcher threw a complete game shutout:	Brianne Weiss (7.0 IP) at NC State (March 14, 2025)
Pitcher threw a complete game ACC shutout:	Brianne Weiss (7.0 IP) at NC State (March 14, 2025)
Pitcher threw a complete game home shutout:	Micaela Kastor (7.0 IP) vs. UIC (April 24, 2024)
Pitcher threw a complete game away shutout:	Brianne Weiss (7.0 IP) at NC State (March 14, 2025)
Pitcher threw back-to-back complete games:	Payton Tidd at Boston College (April 21 & April 22, 2023 - DH2)
An opposing pitcher no-hit Notre Dame:	Meghan King at #3 Florida State (March 17, 2019)
An opposing pitcher threw a complete game:	Casey Fazzini (6.0 IP) vs. Western Michigan (March 19, 2025)
Pitcher allowed 10 hits in a game:	Shannon Becker vs. Virginia (March 11, 2024)
Pitcher allowed 11 hits in a game:	Micaela Kastor vs. #20 Utah (Feb. 24, 2024)
Pitcher allowed 12 hits in a game:	Micaela Kastor at Marshall (March 8, 2024)
Pitcher allowed 8 runs in a game:	Alexis Laudenslager (8) vs. #5 Tennessee (Feb. 8, 2025)
Pitcher allowed 9 runs in a game:	Alexis Holloway at #3 Florida State (March 15, 2019)
Pitcher allowed 10+ runs in a game:	Katie Beriont (10) (Game two) vs. Virginia (April 22, 2017)
Pitcher allowed eight ER in a game:	Alexis Laudenslager (8) vs. #5 Tennessee (Feb. 8, 2025)
Pitcher walked eight+ in a game:	Cait Brooks (Eight) vs. Arkansas (April 29, 2017)
Pitcher struck out 12 in a game:	Alexis Holloway (13) vs. Villanova (Feb. 26, 2021 at Libterty Classic)
Pitcher struck out 13 in a game:	Alexis Holloway (13) vs. Villanova (Feb. 26, 2021 at Libterty Classic)
Pitcher struck out 14 in a game:	Laura Winter at Pittsburgh (April 21, 2013)
Pitcher struck out 15 in a game:	Laura Winter vs. FIU (March 13, 2014 at Orlando, Fla.)
An opposing pitcher struck out nine in a game:	Georgina Corric vs. South Florida (Feb. 19, 2022 at SPCE)
An opposing pitcher struck out 10+ in a game:	Olivia Lackie (12) from #16/13 Utah (Feb. 10, 2024)
Pitcher allowed three HR in a game:	Micaela Kastor at Georgia Tech (March 15, 2024)
Pitcher allowed four HR in a game:	Laura Winter (Game one) vs. Louisville (May 4, 2013)
Pitcher allowed five HR in a game:	Rachel Nasland at NC State (March 8, 2015)
Pitcher recorded 10 wins in a season:	Micaela Kastor (10) in 2024
Pitcher recorded 15 wins in a season:	Payton Tidd (15) in 2023
Pitcher recorded 20 wins in a season:	Payton Tidd (25) in 2019
Notre Dame pitchers combined for a no-hitter:	Alexis Holloway, Morgan Ryan & Payton Tidd vs. Valparaiso (March 24, 2021
Notre Dame shut out an opponent:	3-0 at NC State (March 14, 2025)
Notre Dame was shut out:	0-6 at NC State (March 15, 2025)
Notre Dame was shut out in consecutive games:	vs. Kentucky at NCAA Lexington Regional (May 23, 2021)
Notre Dame did not walk a batter:	vs. Kent State (Feb. 15, 2025)

FIELDING

Player had 15 or more putouts in a game:	Sara White (15) at NC State (April 14, 2017)
Player committed three errors in a game:	Brooke Marquez vs. McNeese (May 21, 2022)
Notre Dame had 25 or more putouts in a game:	40 at Louisville (March 9, 2025)
Notre Dame turned two double plays in a game:	vs. Iowa (Feb. 10, 2024)
Notre Dame had no errors in a series:	at Georgia Tech (March 15-17, 2024)
Notre Dame committed four errors in a game:	Five vs. McNeese (May 21, 2022)
Notre Dame committed five+ errors in a game:	Six vs. #8 Alabama (Feb. 13, 2021 at Stinger Classic)

SCORING

Notre Dame had 40+ at bats:	54 at Louisville (March 9, 2025)
Notre Dame scored 15+ runs:	15 vs. Lipscomb (Feb. 23, 2025)
Notre Dame recorded 17+ hits:	19 vs. Lipscomb (Feb. 23, 2025)
Notre Dame recorded 18+ hits:	19 vs. Lipscomb (Feb. 23, 2025)
Notre Dame recorded 19+ hits:	19 vs. Lipscomb (Feb. 23, 2025)
Notre Dame recorded 20+ hits:	20 at Georgetown (April 3, 2013)
Notre Dame recorded 15+ RBI:	16 vs. Oakland (May 21, 2022)
Notre Dame had 25+ total bases:	29 vs. Pittsburgh (April 2, 2023 - DH 2)
Notre Dame had 30+ total bases:	31 vs. Detroit Mercy (March 15, 2023)
Notre Dame scored 8 runs in an inning:	1st inning (9 runs) vs. IUPUI (March 28, 2023)
Notre Dame allowed 10+ runs in a game:	10 vs. #6 LSU (Feb. 28, 2025)
Notre Dame allowed 10+ ER in a game:	10 vs. #6 LSU (Feb. 28, 2025)
Notre Dame allowed 10+ hits in a game:	10 at NC State (March 15, 2025)
Notre Dame beat a ranked team:	5-4 vs. #24 San Diego State (Feb. 28, 2025)
Notre Dame beat a ranked team away from home (road or netural):	5-4 vs. #24 San Diego State (Feb. 28, 2025)
Notre Dame beat a top-10 ranked team:	3-2 vs. #6 Northwestern (April 5, 2022)
Notre Dame won a series against a ranked team:	6-1, 7-8, 11-3 (6) vs. #14/17 Virginia Tech (April 14-15 2023)
Notre Dame swept a series against a ranked team:	2-1, 6-5, 4-3 (9), 3-1 at #15/13 Virginia Tech (April 23-25, 2021)
Notre Dame played extra innings:	8 at NC State, L - 3-5 (March 15, 2025)