MEN'S BASKETBALL

2025-26 Season | Game 09

FIGHTING IRISH MEDIA
PRIMARY MEN'S BASKETBALL CONTACT

Josh Bates
jbates2@nd.edu
574-310-9954

SECONDARY CONTACT

Aly Prigge
aprigge@nd.edu
419-591-9329

NOTRE DAME (5-3)
vs **(RV/RV) MISSOURI (8-0)**

TUESDAY, DEC. 2

South Bend, IN | 9 pm ET

Purcell Pavilion (9,149)

TV Broadcast	ESPNU
TV Crew	Kevin Fitzgerald Rodney Terry
Radio	960 WSBT-AM
Radio Crew	Tony Simeone Scott Martin
Live Stats	Statbroadcast
Social	@ndmbb

Head Coaches

NOTRE DAME
MICAH SHREWSBERRY

Record at School:
33-41 (3rd Year)

Overall Record:
70-72 (5th Year)

MISSOURI
DENNIS GATES

Record at School:
63-46 (4th)

Overall Record:

113-86 (8th)

The Series

OVERALL

Record: ND trails 2-7
Streak: L2
Last Meeting: L, 58-87, on 11/21/11 in Kansas City

NEUTRAL

Record: ND leads 2-1
Streak: W1
Last: W, 77-73, on 1/12/94

TEAMS BY THE NUMBERS (2025-26)

NOTRE DAME		MISSOURI
75.4	Scoring Offense	92.9
67.3	Scoring Defense	68.1
+8.1	Scoring Margin	+24.8
.464	FG%	.555
.412	FG% Defense	.387
.349	3FG%	.391
.319	3FG% Defense	.332
8.1	3FG Made/Game	8.5
.720	FT%	.698
37.6	Rebounds	41.5
+6.5	Rebound Margin	+13.5
11.5	Assists	16.8
11.5	Turnovers	13.9
-0.2	Turnover Margin	+0.1
5.4	Steals	8.8
1.6	Blocks	3.3

2025-26 Schedule

Overall: 5-3

Home: 4-0; Away 0-1; Neutral 1-2

Date	Opponent	TV	Time/Result
11/3	LIU	ACCNX	W, 89-67
11/7	Detroit Mercy	ACCNX	W, 102-70
11/11	Eastern Illinois	ACCNX	W, 78-58
11/16	@ Ohio St	FS1	L, 63-64
11/19	Bellarmine	ACCNX	W, 86-79
11/24	vs. (RV/RV) Kansas#	TNT	L, 61-71
11/25	vs. Rutgers#	TNT	W, 68-63
11/26	vs. #3/2 Houston#	TNT	L, 56-66
12/2	Missouri%	ESPNU	9 pm
12/5	@ TCU	ESPN+	8 pm
12/10	Idaho	ACCNX	7 pm
12/13	Evansville	ACCNX	2 pm
12/21	Purdue Fort Wayne	ACCNX	Noon
12/30	@ Stanford*	ESPN2	9 pm
1/2	@ Cal*	ESPN2	11 pm
1/10	Clemson*	ESPN2/U	6 pm
1/13	Miami*	ESPN2/U	7 pm
1/17	@ Virginia Tech*	ACCN	Noon
1/21	@ North Carolina*	ESPN2	7 pm
1/24	Boston College*	ACCN	6 pm
1/27	Virginia*	ESPN/2/U	7 pm
1/31	@ Syracuse*	The CW	6 pm
2/4	@ Louisville*	ESPN2/U	7 pm
2/7	Florida St*	ACCN	4 pm
2/10	@ SMU*	ACCN	7 pm
2/14	Georgia Tech*	The CW	Noon
2/21	@ Pitt*	ACCN	2 pm
2/24	Duke*	ESPN/2/U	7 pm
2/28	NC State*	The CW	Noon
3/4	Stanford*	ESPNU	9 pm
3/7	@ Boston College*	ESPNU	Noon
3/10-14	ACC Tournament^		

* - Atlantic Coast Conference game
\# - Players Era Festival (MGM Grand Garden Arena in Las Vegas)
% - ACC/SEC Challenge
^ - ACC Tournament (Spectrum Center in Charlotte)

2025-26 Notre Dame Men's Basketball

TEAM INFORMATION

NOTRE DAME ROSTER

No.	Name	Pos.	Height	Year	Eligibility	Hometown	Previous School
0	Brady Stevens	G	6-4	So.	Fr.	Boston, MA	Wellesley High
2	Logan Imes	G	6-4	Jr.	Jr.	Zionsville, IN	Zionsville
3	Markus Burton	G	6-0	Jr.	Jr.	Mishawaka, IN	Penn
5	Cole Certa	G	6-5	So.	So.	Le Roy, IL	IMG Academy
6	Brady Koehler	F	6-10	Fr.	Fr.	Fishers, IN	Cathedral High
7	Ryder Frost	F	6-7	Fr.	Fr.	Beverly, MA	Phillips Exeter Academy
10	Jalan Haralson	G	6-7	Fr.	Fr.	Anderson, IN	La Lumiere
11	Braeden Shrewsberry	G	6-4	Jr.	Jr.	Granger, IN	State College Area High
12	Garrett Sundra	F	6-11	So.	So.	Ashburn, VA	Paul VI Catholic
13	Sir Mohammed	G	6-6	So.	So.	Charlotte, NC	Myers Park
14	Kebba Njie	F	6-10	Sr.	Sr.	Centerville, OH	La Lumiere / Penn St
15	Tommy Ahneman	C	6-11	Fr.	Fr.	Fargo, ND	Cretin-Derham Hall
22	Luke Devine	F	6-7	Fr.	Fr.	Moraga, CA	Campolindo
33	Carson Towt	F	6-8	Gr.	Gr.	Gilbert, AZ	Gilbert High / Northern Arizona
34	Matt MacLellan	F	6-9	Gr.	Gr.	Canton, MI	Plymouth High / Madonna

COACHING STAFF

Glenn & Stacey Murphy Men's Basketball Head Coach	Micah Shrewsberry	Hanover '99	3rd Season
Associate Head Coach	Kyle Getter	Hanover '01	3rd Season
Assistant Coach	Mike Farrelly	St. Joseph's '03	3rd Season
Assistant Coach	Ryan Owens	Southern Indiana '00	3rd Season
Assistant Coach	Tre Whitted	Marshall '07	3rd Season
Assistant Coach	Grady Eifert	Purdue '19	3rd Season
Director of Ops	Bo Waggoner	Penn St '20	1st Season
General Manager	Pat Garrity	Notre Dame '98	1st Season

PRONUNCIATION

Kebba Njie	Jai (think hi but with a J instead of a H)
Logan Imes	Think Dimes without 'D'
Brady Koehler	Kale-er
Tommy Ahneman	On-uh-men
Mike Farrelly	Fair-uh-lee

Team Information

CURRENT TEAM

Conference	Atlantic Coast
Home Arena (Capacity)	Purcell Pavilion (9,149)
Starters Returning/Lost	3/2
Total Returning/Lost	7/6
Newcomers	7

ND MEN'S BASKETBALL

First Season	1897
Full Seasons	121
All-Time Record	1983-1132-2 (.636)
NCAA Appearances/Record	37 / 41-42
First/Last NCAA Appearance	1953 / 2022
ACC Member	2013-14 - present
ACC Regular Season	104-122 (.458)
ACC Tournament	13-10 (.565)
ACC Tournament Championships	1 (2015)

2025-26 Notre Dame Men's Basketball

TEAM RANKINGS & NUMBERS

By the Numbers

37
NCAA Tournament bids

1,983
Total Program Wins

67
Irish have gone on to play in the NBA

4th
most 1,000-point scorers amongst all Division I programs

AP Top 25
Week 5

USA Today Coaches
Week 5

AP Top 25

RK	TEAM	REC	PTS	TREND
1	Purdue (40)	7-0	1494	-
2	Arizona (6)	7-0	1442	-
3	Michigan (15)	7-0	1417	↑4
4	Duke	8-0	1355	-
5	UConn	6-1	1244	-
6	Louisville	7-0	1177	-
7	Michigan State	7-0	1095	↑4
8	Houston	7-1	1070	↓5
9	BYU	6-1	1037	-
10	Iowa State	7-0	975	↑5
11	Gonzaga	7-1	934	↑1
12	Alabama	5-2	869	↓4
13	Tennessee	7-1	771	↑4
14	Illinois	6-2	657	↓1
15	Florida	5-2	568	↓5
16	North Carolina	6-1	519	-
17	Vanderbilt	8-0	475	↑7
18	Kentucky	5-2	451	↑1
19	Texas Tech	6-2	387	↑1
20	Auburn	6-2	376	↑1
21	Kansas	6-2	340	↑5
22	Indiana	7-0	313	↑3
23	St. John's	4-3	200	↓9
24	USC	7-0	145	↑2
25	Arkansas	5-2	127	↓3

Others receiving votes: Iowa 99, UCLA 59, Nebraska 52, TCU 35, Missouri 28, Utah State 16, Saint Mary's 15, Baylor 13, SMU 12, Oklahoma State 12, Clemson 10, LSU 7, Seton Hall 6, Wisconsin 6, NC State 5, Wake Forest 3, California 2, George Mason 1, Buffalo 1, Colorado 1

Dropped from rankings: UCLA 18, NC State 23

Coaches Poll

RK	TEAM	REC	PTS	TREND
1	Purdue (21)	7-0	762	-
2	Michigan (6)	7-0	721	↑4
3	Arizona (3)	7-0	709	-
4	Duke (1)	8-0	696	-
5	UConn	6-1	608	↑2
6	Louisville	7-0	600	↓1
7	Houston	7-1	588	↓5
8	Michigan State	7-0	531	↑4
9	Iowa State	7-0	502	↑4
10	BYU	6-1	493	↑1
11	Gonzaga	7-1	480	↓1
12	Alabama	5-2	428	↓3
13	Tennessee	7-1	377	↑3
14	Florida	5-2	313	↓6
15	Illinois	6-2	312	↓1
16	Vanderbilt	8-0	268	↑7
17	North Carolina	6-1	230	-
18	Kentucky	5-2	222	-
19	Texas Tech	6-2	192	↑1
19	Indiana	7-0	192	↑5
21	Kansas	6-2	154	↑5
22	St. John's	4-3	129	↓7
23	Arkansas	5-2	119	↓2
24	Auburn	6-2	104	↑1
25	Iowa	7-0	69	↑1

Others receiving votes: USC 56, UCLA 33, Nebraska 31, Missouri 28, Saint Mary's 20, Baylor 19, NC State 16, Virginia 14, LSU 14, Butler 9, Clemson 9, Ole Miss 8, TCU 5, SMU 4, Utah State 4, Wisconsin 4, Oklahoma State 1, Colorado 1

Dropped from rankings: UCLA 19, NC State 22

86	in the first NET
75.0%	around the rim for Haralson
#73	KenPom rating
57.1%	in the paint this season for Burton
55.1%	returning scoring by percentage for ND. Leads all ACC schools for the 2nd straight year
20.1	ppg for Burton - 6th in the ACC
17	wins away from 2,000 all-time in program history. Would become the 8th school to accomplish this feat
13	points - Burton yet to score below 13 this season
10.4	rpg for Towt - 18th in the country, 2nd in the ACC
+10	in plus-minus against #3 Houston for Logan Imes - led team
6	straight games with double-digit rebounds for Towt to start the season. Sets a conference era Irish record (1995-on)
6	straight games in double figures for Haralson
4-0	at home this season
2.6	made threes per game for Shrewsberry
1st	Looking for first ACC/SEC Challenge Win
1st	time since the 2016-17 season that the Irish have opened the season with 3 straight 20+ point wins.

National Rankings

2025-26 Notre Dame Team Rankings

Statistic	Nat'l Rank	Conf Rank	Value	Nat'l Leader	Value

2025-26 Notre Dame Player Rankings

Statistic	Player	Nat'l Rank	Conf Rank	Value
FT%	Burton	57	4	.909
Scoring	Burton	40	6	20.1
Def Reb	Towt	27	4	6.6
Off Reb	Towt	31	3	3.6
Rebounds	Towt	18	2	10.4

2025-26 Notre Dame Men's Basketball

NOTRE DAME IN THE ACC

ACC Standings

Predicted Order	Standings
1. Duke	
2. Louisville	
3. North Carolina	
4. NC State	
5. Virginia	
6. SMU	
7. Clemson	
8. Miami	
9. Syracuse	
10. Notre Dame	
11. Wake Forest	
12. Virginia Tech	
13. Georgia Tech	
14. Pitt	
15. Florida St	
16. Cal	
17. Stanford	
18. Boston College	

2025 PRESEASON ACC AWARDS

First Team	Second Team
Cameron Boozer, Duke	Boopie Miller, SMU
Darrion Williams, NCST	J.J. Starling, Syracuse
Markus Burton, ND	Isaiah Evans, Duke
Mikel Brown Jr., UL	Baye Ndongo, GT
Ryan Conwell, UL	Caleb Wilson, UNC

Player of the Year	Rookie of the Year
Darrion Williams, NCST	Cameron Boozer, Duke

ACC Stat Rankings

2025-26 Team ACC Rankings		
Team Stats	ACC Games	All Games
Scoring Offense		75.4 (14)
Scoring Defense		67.3 (10)
Scoring Margin		+8.1 (16)
FT Percentage		.720 (12)
FG Percentage		.464 (8)
FG Pct. Defense		.412 (15)
3-FG Percentage		.349 (7)
3-FG Pct. Defense		.319 (13)
Rebounding Off		37.6 (14)
Rebounding Def		31.1 (3)
Rebounding Margin		+6.50 (7)
Blocked Shots		1.6 (18)
Assists		11.5 (18)
Steals		5.4 (17)
Turnover Margin		-0.25 (15)
Assist/TO Ratio		1.00 (18)
Offensive Rebounds		11.6 (15)
Defensive Rebounds		26.0 (15)
3-FG Made		8.1 (12)

2025-26 Individual ACC Rankings			
Indiv. Leaders	Stat	ACC	All
Burton	PPG		20.1 (6)
	FT%		.909 (4)
	Steals		1.8 (12)
Towt	Reb		10.4 (2)
	O-Reb		3.6 (3)
	D-Reb		6.8 (4)
Shrewsberry	3PT%		.467 (4)
	3PT/Game		2.6 (9)

'25-26 ACC Player of the Week

Nov. 10	Caleb Wilson, UNC / Neoklis Avdalas, VT
Nov. 17	Cameron Boozer, DUKE / Mikel Brown Jr, UL
Nov. 24	B.J. Edwards, SMU
Dec. 1	

'25-26 ACC Rookie of the Week

Nov. 10	Caleb Wilson, UNC / Neoklis Avdalas, VT
Nov. 17	Cameron Boozer, DUKE / Mikel Brown Jr, UL
Nov. 24	Cameron Boozer, DUKE
Dec. 1	

2025-26 Notre Dame Men's Basketball
LINEUPS

Starting Lineups By Game

11.3 LIU
Burton
Shrewsberry
Haralson
Sundra
Towt

11.7 DETROIT MERCY
Burton
Shrewsberry
Mohammed
Sundra
Towt

11.11 E. ILLINOIS
Burton
Shrewsberry
Mohammed
Sundra
Towt

11.16 OHIO ST
Burton
Shrewsberry
Mohammed
Sundra
Towt

11.19 BELLARMINE
Burton
Shrewsberry
Haralson
Sundra
Towt

11.24 KANSAS
Burton
Shrewsberry
Haralson
Sundra
Towt

11.25 RUTGERS
Burton
Shrewsberry
Haralson
Mohammed
Towt

11.26 HOUSTON
Burton
Shrewsberry
Haralson
Sundra
Towt

12.2 MISSOURI
-
-
-
-
-

12.5 TCU
-
-
-
-
-

12.10 IDAHO
-
-
-
-
-

12.13 EVANSVILLE
-
-
-
-
-

12.21 FORT WAYNE
-
-
-
-
-

12.30 STANFORD
-
-
-
-
-

1.2 CAL
-
-
-
-
-

1.10 CLEMSON
-
-
-
-
-

1.13 MIAMI
-
-
-
-
-

1.17 VIRGINIA TECH
-
-
-
-
-

1.21 NORTH CAROLINA
-
-
-
-
-

1.24 BOSTON COLLEGE
-
-
-
-
-

1.27 VIRGINIA
-
-
-
-
-

1.31 SYRACUSE
-
-
-
-
-

2.4 LOUISVILLE
-
-
-
-
-

2.7 FLORIDA ST
-
-
-
-
-

2.10 SMU
-
-
-
-
-

2.14 GEORGIA TECH
-
-
-
-
-

2.21 PITT
-
-
-
-
-

2.24 DUKE
-
-
-
-
-

2.28 NC STATE
-
-
-
-
-

3.4 STANFORD
-
-
-
-
-

3.7 BOSTON COLLEGE
-
-
-
-
-

Starting Lineup by Player

Player		Games Started	
		This Season	Career
	Carson Towt	8	128
	Markus Burton	8	66
	Braeden Shrewsberry	8	49
	Garrett Sundra	7	7
	Jalen Haralson	5	5
	Sir Mohammed	4	12
	Kebba Njie		83
	Logan Imes		5

Record When Starting

Player	2025-26	Irish Career
Burton	5-3	30-36
Shrewsberry	5-3	23-26
Towt	5-3	5-3
Sundra	4-3	4-3
Haralson	3-2	3-2
Mohammed	3-1	6-6
Njie		23-34
Imes		0-5

2025-26 Notre Dame Men's Basketball

NOTRE DAME'S RECORD WHEN

DAY OF THE WEEK

Sunday	0-1
Monday	1-1
Tuesday	2-0
Wednesday	1-1
Thursday	
Friday	1-0
Saturday	0-0

TIME OF GAME

Day Games (before 6pm local time)	1-3
Night Games (6pm or later local time)	4-0

LOCATION

Home Games	4-0
Road Games	0-1
Neutral Site	1-2

HALFTIME SCORE

Leading at the half	5-1
Tied at the half	0-0
Trailing at the half	0-2

INDIVIDUAL SCORING

Two or fewer double-figure scorers	0-2
Three double-figure scorers	3-1
Four double-figure scorers	1-0
Five or more double-figure scorers	1-0

REBOUNDING MARGIN

More rebounds than opponent	5-1
Same number of rebounds	0-0
Fewer rebounds than opponent	0-2

FIELD GOAL SHOOTING

Shot higher percentage than opponent	5-2
Shot same percentage as opponent	0-0
Shot lower percentage than opponent	0-1
Shot 45% or better	5-1
Shot less than 45%	0-2
Hold opponent under 40%	3-2

FREE-THROW MARGIN

Make more free-throws than opponent	4-1
Make same number of free-throws	0-0
Make fewer free-throws than opponent	1-2

TURNOVERS

Commit fewer turnovers	2-1
Commit same number of turnovers	0-0
Commit more turnovers	3-2
Single-digit turnovers	1-0

UNIFORM COMBINATIONS

White Notre Dame script	3-0
Navy Irish script	1-2
Green jerseys	0-1
Bend jerseys	1-0

MISCELLANEOUS

vs top-25	0-1
vs top-10	0-1
When ranked higher	0-0
When ranked lower	0-0
Both ranked	0-0
Both unranked	5-2
In overtime games	0-0

MARGIN OF VICTORY

1-5 points	1-1
6-10 points	1-2
11-15 points	0-0
16-20 points	1-0
21+ points	2-0

MONTH

November	5-3
December	0-0
January	0-0
February	0-0
March	0-0

Largest Halftime Lead
15 | LIU (40-25), 11/3

Largest Halftime Deficit
14 | #2/3 Houston (39-25), 11/26

Largest Lead
36 | Detroit Mercy (8:08, 2H), 11/7

Largest Deficit
22 | vs #2/3 Houston (9:38, 1H), 11/26

Largest Deficit Overcome to Win
5 | Bellarmine (5:46, 1H), 11/19

Largest Lead Given Out in Loss
11 | at Ohio State (9:14, 1H), 11/16

Most Consecutive Points
12 | Bellarmine, 11/19

Most Consecutive Points (Opponent)
10 | vs #2/3 Houston, 11/26

Lowest Scoring Half
25 | vs #2/3 Houston, 1H, 11/26

Highest Scoring Half
58 | Detroit Mercy, 2H, 11/7

2025-26 Notre Dame Men's Basketball

LEADING THE IRISH

LEADING SCORERS

Burton	7
Shrewsberry	1

LEADERS IN DOUBLE-FIGURE REBOUNDS

Player	2025-26	Career
Towt	6	53
Njie		5

LEADING REBOUNDERS

Towt	7
Burton	2

5-5-5 GAMES (AKA "STAT SHEET STUFFERS")

Player	2025-26	Career
Burton	2	8
Towt	1	19
Mohammed	1	1

DOUBLE-DOUBLES

Player	2025-26	Career
Towt	2	30
Njie		1

LEADERS IN ASSISTS

Haralson	3
Towt	3
Burton	3
Shrewsberry	1
Imes	1
Mohammed	1

RUNS OF 10 OR BETTER

Opponents	1
Notre Dame	4

SECOND CHANCE POINTS

	Total	Average
Notre Dame	99	12.4
Opponents	76	9.5

LEADERS IN DOUBLE-FIGURE POINTS

Player	2025-26	Career
Markus Burton	8	62
Jalen Haralson	6	6
Braeden Shrewsberry	4	42
Carson Towt	2	59
Cole Certa	2	3
Ryder Frost	2	2
Brady Koehler	1	1
Sir Mohammed	1	2
Kebba Njie		8
Garrett Sundra		2
Logan Imes		1

POINTS OFF TURNOVERS

	Total	Average
Notre Dame	129	16.1
Opponents	104	13.0

FAST BREAK POINTS

	Total	Average
Notre Dame	75	9.4
Opponents	52	6.5

POINTS IN THE PAINT

	Total	Average
Notre Dame	272	34.0
Opponents	182	22.8

BENCH SCORING

	Total	Average
Notre Dame	203	25.4
Opponents	124	15.5

2025-26 Notre Dame Men's Basketball

NOTRE DAME SPECIALTY STATS

SEASON POINT TOTALS (ND/OPP)

Date	Opponent	Off TO	Paint	2nd Ch	FBreak	Bench
11/3	LIU	21 / 14	26 / 24	21 / 12	9 / 12	52 / 19
11/7	Detroit Mercy	20 / 10	44 / 24	20 / 5	20 / 13	40 / 22
11/11	Eastern Illinois	21 / 9	38 / 18	17 / 4	7 / 3	25 / 6
11/16	@ Ohio St	15 / 19	38 / 18	2 / 2	3 / 0	17 / 6
11/19	Bellarmine	15 / 17	36 / 24	12 / 2	13 / 10	26 / 32
11/24	vs. Kansas	12 / 9	34 / 38	4 / 11	10 / 6	11 / 8
11/25	vs. Rutgers	16 / 14	36 / 16	13 / 16	9 / 6	11 / 12
11/26-27	vs. Houston	9 / 12	20 / 20	10 / 24	4 / 2	21 / 19
12/2	Missouri					
12/5	@ TCU					
12/10	Idaho					
12/13	Evansville					
12/21	Purdue Fort Wayne					
12/30	@ Stanford					
1/2	@ Cal					
1/10	Clemson					
1/13	Miami					
1/17	@ Virginia Tech					
1/21	@ UNC					
1/24	Boston College					
1/27	Virginia					
1/31	@ Syracuse					
2/4	@ Louisville					
2/7	Florida St					
2/10	@ SMU					
2/14	Georgia Tech					
2/21	@ Pitt					
2/24	Duke					
2/28	NC State					
3/4	Stanford					
3/7	@ Boston College					

GAME 9 - MIZZOU

The third installment of the ACC/SEC Challenge is upon us and for the first time, Notre Dame gets to host. The Fighting Irish will welcome the Missouri Tigers to Purcell Pavilion on Tuesday, Dec. 2, at 9 p.m. ET on ESPNU.

Notre Dame trails in the all-time series to Missouri, 2-7. The two programs have not clashed on the hardwood since Nov. 21, 2011. Mizzou has not visited South Bend since Jan. 12, 1994.

The Irish are searching for their first ACC/SEC Challenge win. Two years ago, they had to go on the road to South Carolina, where they lost 65-53. Last year, without Burton, the Irish had to go to Athens, where they dropped a 69-48 decision to Georgia.

It's a big week for the Irish, trying to move up in the NET and secure some marquee wins. Notre Dame's initial NET rating is No. 86 and they'll play No. 51 Mizzou and No. 54 TCU.

PLAYERS ERA ROUNDUP

Notre Dame left the desert with a 1-2 record at the Players Era. The Fighting Irish defeated Rutgers but fell to Kansas and No. 2 Houston by 10 points each. A commonality of both losses was poor three-point shooting, which was a strength heading into this MTE. Versus Kansas, Notre Dame was 4-24, and against Houston, the Irish were 6-28.

Against the top-three ranked Cougars, the Irish showed tremendous fight after falling into a 22-point hole, clawing back to just a four-point deficit. A standout in this game was junior guard Logan Imes, who supplied great minutes and boasted the biggest +/- at +10.

Markus Burton led Notre Dame in scoring for all three games in Vegas. The junior averaged 21.3 ppg on 53.3 percent shooting. He recorded 16 rebounds, 11 assists and six steals.

Freshman guard Jalen Haralson kept his double-digit scoring streak alive and against top notch competition no less. He averaged 14.0 ppg in Vegas on 44.1 percent shooting.

FEED THE HOT HANDS

Two Irish have maintained scoring streaks coming out of the Players Era and it's Markus Burton and Jalen Haralson. Burton has produced five 20+ point performances over the first eight games and has not scored below 13 points in a game.

Burton excels in the midrange and he continues to be one of the best in the country from that spot. The junior is shooting 57.1 percent in the paint, which is 14.9 percent above the Division I average. Overall from two, Burton is shooting 56.0 percent.

Meanwhile, Haralson gives this Notre Dame offense a new look. He's another ball handler who can attack the paint, or post up or get to the front of the rim. Plus, he takes pressure off Burton and gets him off the ball. He also provides length on the defensive end.

Haralson has produced six consecutive games with double-digit points, averaging 14.7 points in that span on 51.6 percent shooting.

Haralson has been strong attacking the rim, where he converts a whopping 75.0 percent.

REBOUNDING TRANSLATES

Coach on Towt: "He's energy personified. There have been a ton of transfers that transferred up and there scoring output doesn't necessarily follow. Rebounding translates at every level. It's heart and it's effort. That's what he does. Carson is just max effort, man. He just plays really hard. His effort on the glass on both ends, his physicality. He's a big brother to these dudes. He's feeding their belief because of the energy and the confidence that he gives them."

Last year's NCAA rebounding leader Carson Towt has been a high-level impact transfer from Northern Arizona. To start, he tied his career-high 19 rebounds in the season opener, which also set a new record for an Irish debut. He produced two double-doubles in the first five games. In addition, Towt became the first Irish player in the conference era (1995-present) to start the season with six straight games with double-digit rebounds.

Towt's current rebounding rankings:

- 10.4 rpg ranks 18th nationally, 2nd in the ACC
- 3.6 offensive rpg - 31st nationally, 3rd in the ACC
- 6.6 defensive rpg - 27th nationally, 4th in the ACC

- 1,161 career rebounds - leads all active players

NOTRE NOTABLES

- Notre Dame currently boasts a perfect 4-0 record at home, where they are averaging 88.8 points per game. They are shooting 51.5 percent inside Purcell. They are also averaging 11.0 made threes per game at home.
- The Irish are 17 wins away from 2,000 all-time. They would become the eighth program to achieve this feat.
- Certa is a perfect 14-14 from the FT line.
- Irish defense doing its part against P4 teams - held OSU to 64, Kansas to 71 and No. 3 Houston to 66.
- For the first time since the 2016-17 season, the Fighting Irish opened the season with three straight 20+ point victories.

A KEY FOR THE SEASON

Coach Shrewsberry stated during the preseason that if this program wanted to turn a corner, it had to be mentally tougher in close games down the stretch.

Last season, the Irish were involved in 14 games that finished by six points or less (two possessions). They went 7-7 in those games. They were 5-5 in one-possession games and 0-3 in games decided by one point.

At Ohio State, they had a lead as large as 11 in the first half; wound up down six late in the second half; battled back to go up one with two minutes remaining; had two chances to extend the lead after; another chance at the buzzer for the win; but ultimately fell 63-64.

Against Kansas, the Irish fought to cut an 11-point deficit to four, and against No. 3 Houston, they cut a 22-point deficit to four as well. Versus both however, they couldn't push past that final hump.

"We're a good team and we were right there in a close game against a good team," said Braeden Shrewsberry. "We're angry right now, but we've got to build off the good things and get better at the bad things and come out and win the next close game. We gotta close it out and prove we're a different team."

IRISH DEPTH LEADS TO 3-0 START

Eleven different Irish scored in the season opener and in game two, six different Irish finished in double figures. The depth was on full display in week one. In game three, Coach Shrews found a lineup that clicked in the second half, dropping 47 points in that period to win by 20.

Game 1 - Burton popped off for 24 points as Cole Certa exploded onto the scene with 22 points behind six triples. Ryder Frost scored all 15 of his points in the second half.

Game 2 - Notre Dame recorded 19 assists on 36 made field goals. Carson Towt recorded his first double-double in an Irish uniform with 11 points and 10 rebounds. Sir Mohammed was the MVP with 10 points, six rebounds and a career high six assists. Brady Koehler netted his first game in double figures with 10 points.

Game 3 - Braeden Shrewsberry was 6-8 from three to total 18 total points. Jalen Haralson scored 13 of his 17 in the second half and finished the night a perfect 6-6 from the field. Burton led again with 21 points.

Coach Shrewsberry:
"We have 11 guys that are capable. Sometimes in practice you'll have separation, but there hasn't been much separation in practice. Every day a different player plays great and we have so many guys. So we don't have that 'ok you're doing this and this is your spot.' We have options now so we can keep mixing. If it's not your night, that's fine, we can go with someone else and that's ok. We are going to keep trying to press the right buttons."

PRESEASON ACCOLADES FOR BURTON

The collegiate landscape is starting to pick up on what Notre Dame fans already knew - Markus Burton is a special player. The junior guard picked up two major preseason accolades

- First Team Preseason All-ACC - last Irish player to garner Preseason First Team honors was senior forward John Mooney in 2019.
- Bob Cousy Award Watch List - recognizing the top-20 point guards in the country.
- Naismith Trophy Watch List
- Wooden Award Watch List

KNOW THE NAME - MARKUS BURTON

If you don't know the name Markus Burton, you should. The 6-0 junior guard, who is playing in front of his home town, recorded a sensational sophomore season and is poised to have an even bigger junior campaign.

Burton averaged 21.3 ppg last year, which ranks third nationally amongst returners.

1. PJ Haggerty, Kansas State - 21.7
2. Jaron Pierre Jr., SMU - 21.6
3. Markus Burton, ND - 21.3
4. Terrence Brown, Utah - 20.6
5. Nick Martinelli, NW - 20.5

The last Irish player to average 20+ points in a season was Luke Harangody (21.8 ppg) in the 2009-10 season.

Burton continued to write his name in different areas of the record book, alongside the all-time Irish greats. Here's one for example - Burton joined David Rivers as the only Irish players to average 20+ points and 3+ assists in a season. He averaged a team best 3.0 apg last season.

He averaged 23.5 ppg in conference play which led all ACC players. His 423 points in ACC play broke the program record he set his freshman season. He now boasts 722 career ACC points which already ranks him fifth all-time at ND.

CORE NUCLEUS INTACT

For Notre Dame and Head Coach Micah Shrewsberry, retention and player development has been key. For the second consecutive year, the Fighting Irish return the highest scoring by percentage of any ACC school.

1. Notre Dame - 55.1%
2. Virginia Tech - 44.9%
3. BC 39.5%
4. SMU 39.2%
5. Stanford 39.2%

Leading those returners is one of the best backcourt duos in the ACC - junior guards Markus Burton and Braeden Shrewsberry. Approaching their third year together on the court, the duo combined for a league best 35.3 ppg.

HIGHEST RATED ND RECRUIT CLASS IN MODERN HISTORY TAKES THE FLOOR

When Micah Shrewsberry became the Glenn & Stacey Murphy Notre Dame Men's Basketball Head Coach he told fans to jump on now because the train was taking off. Said recruiting train built massive momentum that materialized in Notre Dame's highest-rated recruiting class in the modern era.

The class was ranked fourth in the nation by 247Sports, fifth by ESPN, fifth by Rivals and sixth by ON3. It's also the top-rated class in the state of Indiana; second overall in the ACC.

The class is comprised of Tommy Ahneman, Ryder Frost, Brady Koehler and Jalen Haralson - the latter (at the time of his signing) was the highest rated recruit for Notre Dame in the modern era.

Haralson became the 20th McDonald's All-American in program history and the first of the Shrews Era.

Frost was on Paul Biancardi's 2025 top shot-makers list. In 2024, he led the UA summer circuit in three-point percentage, converting 45.2 percent.

Koehler was a 2025 AP Indiana Boys Basketball All-State First Team selection. He attended Coach Shrews' high school and averaged 16.3 points, 6.6 rebounds, 3.0 assists and 2.0 steals.

Ahneman was the top-ranked prospect in the state of Minnesota and led Cretin-Derham to a Class 4A Station runner-up finish as a senior. He averaged 16.3 points and 10.6 rebounds. Unfortunately, Ahneman is out indefinitely rehabbing his knee.

A PROGRAM OF PLAYER DEVELOPMENT

In the first note, we mentioned that Coach Shrews maintained his core nucleus, spearheaded by Markus and Braeden. In this section, we look at the other returners.

6-6 guard Sir Mohammed was slowed as a freshman as he worked through a lower-body injury. He ultimately played in 23 games, with eight starts, and shot 51.1 percent from two.

6-11 forward Garrett Sundra shot 53.3 percent from the field and 72.7 percent from two in 21 games. He was 8-of-20 (.400) from three-point range.

6-5 guard Cole Certa recorded a few clutch moments down the stretch of last season. In a 76-72 win over Pitt, Certa recorded all 12 of his points in the 2nd half but it all stemmed from a 125-second period in which he drained 3 triples. Then, down one with 18 seconds left vs. Stanford, Certa drained a corner three right in front his bench for the eventual 56-54 win.

Rounding out the returners are senior forward Kebba Njie and junior guard Logan Imes. Njie is the only player on the current roster to play four years under Coach Shrewsberry (freshman year at Penn State). Last season, Njie shot a career best 55.5 percent from the floor. Imes played in 26 games and shot 46.4 percent from two.

MORE ON BURTON

Burton was one just three high-major players to post both a usage rate above 30 percent and an assist rate above 20 percent - joining 2025 lottery picks Cooper Flagg and Jeremiah Fears. Additionally, he generated 34.1 points per 40 minutes, ranking in the 98th percentile nationally, according to CBB Analytics.

According to Bart Torvik's database, since the 2007-08 season, only 10-high major players listed at 6-feet tall or shorter have reached those benchmarks in a single season. Of that group, Burton is one of just four to hit those marks in multiple seasons - joining South Carolina's Devan Downey (2009-10), Louisville's Russ Smith (2012-13) and Marquette's Markus Howard (2019-20).

PAT GARRITY RETURNS TO ALMA MATER IN NEW ROLE

A Notre Dame basketball alumnus has returned home in a new role aimed at revolutionizing the operational aspect of Fighting Irish basketball. Back in May, Pat Garrity was named the Men's & Women's Basketball General Manager, along with serving as the primary sports administrator for the men's program.

Garrity will be tasked with developing long-term roster management strategies for both programs. He'll work to establish a clear vision in recruiting and the transfer portal, while working hand-in-hand with the NIL office on a financial asset allocation strategy.

As the sport administrator for the men's program, other key components of Garrity's role include, but aren't limited to, the development of annual strategic goals, team personnel management, budget analysis, revenue generation and fundraising, alumni relations and facility management.

Garrity graduated magna cum laude from Notre Dame in 1998 with a B.S. in Science Pre Professional Studies. On the court, he was just as successful – a three-time All-Big East selection, the 1997 Big East Player of the Year, a 1998 Second Team All-American and a two-time First Team Academic All-American. Garrity finished with 2,085 career points, which still ranks fifth all-time.

He was selected 19th overall in the first round of the 1998 NBA draft by the Milwaukee Bucks and traded immediately to the Phoenix Suns. In the summer of 1999 he was traded to the Orlando Magic, competing for nine seasons before retiring in 2008. During this time, he also served as secretary/treasurer for the National Basketball Players Association for seven seasons.

In August of 2014 Garrity landed the role of Director of Strategic Planning for the Detroit Pistons. In the summer of 2016, Garrity was promoted to Assistant General Manager and held that position for four seasons before leaving the post in 2020.

SHREWS SUMMER RECAP

For the second straight summer, Coach Shrewsberry lent his expertise to USA Basketball. A year prior he won gold with the U18 Team in South America. This summer, he won gold with the U19 squad playing over in Switzerland.

Then in September, Coach Shrews was named to the NABC Board of Directors. Shrewsberry was one of nine head coaches selected by the organization joining Baylor head coach Scott Drew, North Georgia head coach Dan Evans, Yale head coach James Jones, Pomona-Pitzer head coach Charles Katsiaficas, Liberty head coach Ritchie McKay, Kentucky head coach Mark Pope, Duke head coach Jon Scheyer and Illinois head coach Brad Underwood.

HASLAM METRICS ANALYSIS

Automated Team Capsule for 2025-26 Notre Dame 5-3 (0.625) | ACC

All-Play Percentage: 0.780 (81st)	**Schedule Strength:** 0.475 (178th)	**Record Quality:** 0.105 (136th)	**Avg. Season Rank:** 72.64 (73rd)
Pace: 66.44 (321st)	**Momentum:** -1.82 (179th)	**Off. Momentum:** -1.91 (189th)	**Def. Momentum:** 0.10 (74th)
Consistency: -6.53 (53rd)	**Res. Consistency:** -9.05 (97th)	**Away From Home:** -0.98 (219th)	**Paper Tiger Factor:** -1.66 (162nd)

NOTE: All data below reflects predicted performance against the **"AO" (average opponent)**, a fictitious opponent who represents the average in every stat category.
Hover over column headers or visit "ABOUT" page for an explanation of each measurement.
Includes games through November 29, 2025. Data shown on this page is based on time-dependent ratings.

OFFENSE	Eff	FTAR	FT%	FGAR	FG%	3PAR	3P%	MRAR	MR%	NPAR	NP%	PPSt	PPSC	SCC%	%3PA	%MRA	%NPA	Prox
RATING:	112.70	30.12	71.70	87.23	45.56	33.73	34.47	21.98	41.88	31.52	60.00	10.85	14.54	5.70	38.66	25.20	36.14	2.03
RANK:	87th	108th	178th	125th	92nd	186th	129th	109th	45th	216th	122nd	280th	185th	203rd	203rd	121st	236th	200th

DEFENSE	Eff	FTAR	FT%	FGAR	FG%	3PAR	3P%	MRAR	MR%	NPAR	NP%	PPSt	PPSC	SCC%	%3PA	%MRA	%NPA	Prox
RATING:	103.94	27.48	--	87.64	40.73	37.63	32.50	22.89	35.75	27.13	56.34	11.50	13.16	4.16	42.93	26.11	30.95	2.12
RANK:	96th	151st	--	253rd	34th	328th	100th	309th	94th	17th	89th	97th	72nd	24th	322nd	308th	12th	12th

ANALYSIS:
Notre Dame is a moderately good team, capable of testing many an opponent that they'll encounter. Ranked 81st overall (out of 365) in our most recent ratings, they presently have a record of 5-3. Of the 18 schools in the ACC (average ranking 66.3), they're currently ranked as our #12 team in the conference.

Notre Dame succeeds primarily through their offense. They are ranked 87th in offensive efficiency and score in excess of 112 points every 100 possessions vs. AO. Notre Dame has a keen ability to drain field goals between the three-point line and the low post. The squad is ranked 45th nationally in mid-range field goal percentage, making about 41.9% of their attempts from those locations vs. AO.

Notre Dame plays at roughly the same level defensively as they do offensively. The team ranks 96th nationally in defensive efficiency, allowing about 104 points every 100 trips upcourt vs. AO. Notre Dame does a fantastic job to prevent opposing teams from capitalizing on chances from offensive rebounds. The squad allows AO to convert only 4.2% of all second-chance opportunities (ranked 24th in the NCAA). Notre Dame also boasts one of the better overall defensive field goal percentages in the country. The team ranks #34 nationally in field goal percentage allowed, as AO only makes good on about 40.7% of their total attempts from the floor.

CBB ANALYTICS SITE

Team Stats - Full Season Stats

Core Stats	Season		Misc Scoring	Season		Box Score	Season	
Net Rating	12.5	94	FB Pts / Game	9.4	212	Points / Game	75.4	167
Offensive Rating	115.8	98	% Pts on Fast Break	12.4%	226	Assists / Game	11.5	294
Defensive Rating	103.3	103	Paint Pts / Game	34.0	131	ORebs / Game	11.6	143
Pace	65.1	318	% Pts in Paint	45.1%	109	DRebs / Game	26.0	108
Effective FG%	53.5%	111	2nd Pts / Game	12.4	114	Steals / Game	5.4	300
Off Rebound Pct	34.7%	88	% Pts on 2nd Chance	16.4%	113	Blocks / Game	1.6	340
Turnover Pct	14.9%	155	POTOV / Game	16.1	105	TOVs / Game	11.5	118
FT Attempt Rate	36.2%	173	Bench / Game	25.4	124	PFs / Game	18.0	164
Shooting	**Season**		**Adv Offense**	**Season**		**Adv Defense**	**Season**	
FGAs / Game	56.6	266	Offensive Rating	115.8	98	Defensive Rating	103.3	103
Field Goal Pct	46.4%	110	True Shooting %	57.4%	115	Def Rebound Pct	73.8%	55
2PAs / Game	33.4	246	3-Point Att Rate	41.1%	157	Steal Pct	8.2%	283
2-Point Pct	54.3%	116	FT Attempt Rate	36.2%	173	Block Pct	5.1%	338
3PAs / Game	23.3	188	Assist Pct	43.8%	322	Hakeem Pct	13.4%	337
3-Point Pct	34.9%	131	Turnover Pct	14.9%	155	PF Efficiency	0.39x	328
FTAs / Game	20.5	210	Ast/Tov Ratio	1.00x	223	Steals / PF	0.30x	293
Free Throw Pct	72.0%	166	PFDs / Game	17.5	235	Blocks / PF	0.09x	331

Opponent Stats - Full Season Stats

Core Stats	Season		Misc Scoring	Season		Box Score	Season	
Net Rating	-12.5	94	FB Pts / Game	6.5	23	Points / Game	67.3	47
Offensive Rating	103.3	103	% Pts on Fast Break	9.7%	32	Assists / Game	12.1	90
Defensive Rating	115.8	98	Paint Pts / Game	22.8	8th	ORebs / Game	9.3	60
Pace	65.1	48	% Pts in Paint	33.8%	12th	DRebs / Game	21.9	62
Effective FG%	48.0%	97	2nd Pts / Game	9.5	83	Steals / Game	5.3	44
Off Rebound Pct	26.2%	55	% Pts on 2nd Chance	14.1%	135	Blocks / Game	3.3	169
Turnover Pct	15.0%	193	POTOV / Game	13.0	138	TOVs / Game	11.3	259
FT Attempt Rate	35.3%	170	Bench / Game	15.5	19th	PFs / Game	17.5	240
Shooting	**Season**		**Adv Offense**	**Season**		**Adv Defense**	**Season**	
FGAs / Game	55.3	67	Offensive Rating	103.3	103	Defensive Rating	115.8	98
Field Goal Pct	41.2%	83	True Shooting %	52.7%	106	Def Rebound Pct	65.3%	88
2PAs / Game	31.8	67	3-Point Att Rate	42.5%	253	Steal Pct	8.1%	57
2-Point Pct	48.0%	90	FT Attempt Rate	35.3%	170	Block Pct	9.7%	191
3PAs / Game	23.5	192	Assist Pct	53.3%	186	Hakeem Pct	17.8%	122
3-Point Pct	31.9%	136	Turnover Pct	15.0%	193	PF Efficiency	0.49x	99
FTAs / Game	19.5	116	Ast/Tov Ratio	1.08x	168	Steals / PF	0.30x	70
Free Throw Pct	73.1%	230	PFDs / Game	18.0	168	Blocks / PF	0.19x	198

GAME BY GAME COMPARISON

2025-26 Notre Dame Men's Basketball
Team Game-by-Game
All games

Page 1/1
as of Nov 26, 2025

				Total		3-Pointers		Free throws		Rebounds										
Opponent	**Date**	**Score**		**FG-FGA**	**PCT**	**3FG-3FGA**	**PCT**	**FT-FTA**	**PCT**	**OFF**	**DEF**	**TOT**	**AVG**	**PF**	**A**	**TO**	**BLK**	**STL**	**PTS**	**AVG**
LIU	11/03/2025	89-67	W	27-55	.491	14-27	.519	21-30	.700	17	28	45	45.0	24	15	19	1	7	89	89.0
Detroit Mercy	11/07/2025	102-70	W	36-69	.522	14-32	.438	16-22	.727	11	33	44	44.5	15	19	7	2	8	102	95.5
Eastern Ill.	11/11/2025	78-58	W	29-60	.483	9-28	.321	11-15	.733	17	23	40	43.0	15	13	10	1	4	78	89.7
at Ohio St.	11/16/2025	63-64	L	24-51	.471	3-10	.300	12-20	.600	7	29	36	41.3	21	8	13	1	6	63	83.0
Bellarmine	11/19/2025	86-79	W	28-49	.571	7-19	.368	23-32	.719	9	22	31	39.2	23	10	14	1	3	86	83.6
vs Kansas	11/24/2025	61-71	L	22-64	.344	4-24	.167	13-15	.867	10	24	34	38.3	13	6	5	4	7	61	79.8
vs Rutgers	11/25/2025	68-63	W	27-55	.491	8-18	.444	6-9	.667	13	24	37	38.1	14	11	16	2	6	68	78.1
vs Houston	11/26/2025	56-66	L	17-50	.340	6-28	.214	16-21	.762	9	25	34	37.6	19	10	8	1	2	56	75.4
Total		**603**		**210-453**	**.464**	**65-186**	**.349**	**118-164**	**.720**	**93**	**208**	**301**	**37.6**	**144**	**92**	**92**	**13**	**43**	**603**	**75.4**
Opponents		538		182-442	.412	60-188	.319	114-156	.731	74	175	249	31.1	140	97	90	26	42	538	67.3

Notre Dame Averages

Games Played	Points/ game	FG Pct	3FG Pct	FT Pct	Rebounds/ game	Assists/ game	Turnovers/ game	Assist/Turnover ratio	Steals/ game	Blocks/ game
8	75.4	46.4	34.9	72.0	37.6	11.5	11.5	1.0	5.4	1.6

2025-26 Notre Dame Men's Basketball
Opponents Game-by-Game
All games

Page 1/1
as of Nov 26, 2025

				Total		3-Pointers		Free throws		Rebounds										
Opponent	**Date**	**Score**		**FG-FGA**	**PCT**	**3FG-3FGA**	**PCT**	**FT-FTA**	**PCT**	**OFF**	**DEF**	**TOT**	**AVG**	**PF**	**A**	**TO**	**BLK**	**STL**	**PTS**	**AVG**
LIU	11/03/2025	89-67	W	21-55	.382	6-18	.333	19-31	.613	14	17	31	31.0	22	12	15	3	10	67	67.0
Detroit Mercy	11/07/2025	102-70	W	28-67	.418	9-30	.300	5-10	.500	8	25	33	32.0	21	15	13	3	5	70	68.5
Eastern Ill.	11/11/2025	78-58	W	21-54	.389	6-21	.286	10-12	.833	9	15	24	29.3	17	8	11	1	2	58	65.0
at Ohio St.	11/16/2025	63-64	L	19-50	.380	7-23	.304	19-23	.826	4	24	28	29.0	16	12	10	4	6	64	64.8
Bellarmine	11/19/2025	86-79	W	25-46	.543	7-22	.318	22-27	.815	2	15	17	26.6	22	7	13	0	8	79	67.6
vs Kansas	11/24/2025	61-71	L	28-60	.467	6-20	.300	9-13	.692	10	34	44	29.5	11	16	9	8	2	71	68.2
vs Rutgers	11/25/2025	68-63	W	20-51	.392	11-27	.407	12-17	.706	11	17	28	29.3	14	12	14	4	5	63	67.4
vs Houston	11/26/2025	56-66	L	20-59	.339	8-27	.296	18-23	.783	16	28	44	31.1	17	15	5	3	4	66	67.3
Total		**538**		**182-442**	**.412**	**60-188**	**.319**	**114-156**	**.731**	**74**	**175**	**249**	**31.1**	**140**	**97**	**90**	**26**	**42**	**538**	**67.3**
Notre Dame		603		210-453	.464	65-186	.349	118-164	.720	93	208	301	37.6	144	92	92	13	43	603	75.4

Opponents Averages

Games Played	Points/ game	FG Pct	3FG Pct	FT Pct	Rebounds/ game	Assists/ game	Turnovers/ game	Assist/Turnover ratio	Steals/ game	Blocks/ game
8	67.3	41.2	31.9	73.1	31.1	12.1	11.3	1.1	5.3	3.3

2025-26 Notre Dame Men's Basketball
Combined Team Statistics
All games

Game Records

Record	Overall	Home	Away	Neutral
ALL GAMES	5-3	4-0	0-1	1-2
CONFERENCE	0-0	0-0	0-0	0-0
NON-CONFERENCE	5-3	4-0	0-1	1-2

Score by Periods

Team	1st	2nd	OT	TOT
Notre Dame	279	324	0	603
Opponents	247	291	0	538

Team Box Score

No.	Player				Total		3-Point		F-Throw		Rebounds											
		GP-GS	MIN	AVG	FG-FGA	FG%	3FG-3FGA	3FG%	FT-FTA	FT%	OFF	DEF	TOT	AVG	PF	DQ	A	TO	BLK	STL	PTS	AVG
3	BURTON, Markus	8-8	252:40	31.6	56-112	.500	9-28	.321	40-44	.909	5	18	23	2.9	26	0	22	24	1	14	161	20.1
10	HARALSON, Jalen	7-5	169:59	24.3	34-69	.493	0-6	.000	24-36	.667	8	14	22	3.1	16	0	13	13	3	4	92	13.1
11	SHREWSBERRY, Braeden	8-8	224:29	28.1	26-57	.456	21-45	.467	6-8	.750	0	19	19	2.4	9	0	10	5	1	3	79	9.9
5	CERTA, Cole	8-0	134:10	16.8	13-41	.317	13-38	.342	14-14	1.000	3	8	11	1.4	10	0	7	4	0	2	53	6.6
33	TOWT, Carson	8-8	209:53	26.2	18-35	.514	0-0	.000	8-16	.500	29	54	83	10.4	20	0	15	9	4	6	44	5.5
13	MOHAMMED, Sir	8-4	149:55	18.7	15-36	.417	1-9	.111	6-14	.429	6	18	24	3.0	12	0	14	14	0	6	37	4.6
7	FROST, Ryder	7-0	58:48	8.4	10-23	.435	7-20	.350	3-4	.750	2	6	8	1.1	2	0	2	1	0	1	30	4.3
12	SUNDRA, Garrett	8-7	131:50	16.5	13-30	.433	5-14	.357	0-1	.000	8	15	23	2.9	15	0	1	3	2	2	31	3.9
2	IMES, Logan	8-0	116:40	14.6	10-24	.417	6-17	.353	3-9	.333	3	15	18	2.3	10	0	5	5	0	5	29	3.6
14	NJIE, Kebba	8-0	93:41	11.7	7-12	.583	0-1	.000	13-16	.813	6	20	26	3.3	15	0	1	6	1	0	27	3.4
6	KOEHLER, Brady	7-0	51:39	7.4	7-13	.538	3-8	.375	1-2	.500	3	9	12	1.7	8	0	1	2	1	0	18	2.6
0	STEVENS, Brady	1-0	03:08	3.1	1-1	1.000	0-0	.000	0-0	.000	0	0	0	0.0	0	0	0	0	0	0	2	2.0
34	MACLELLAN, Matthew	1-0	03:08	3.1	0-0	.000	0-0	.000	0-0	.000	0	0	0	0.0	1	0	1	0	0	0	0	0.0
Team											20	12	32					6				
Total		**8**	**1600**		**210-453**	**.464**	**65-186**	**.349**	**118-164**	**.720**	**93**	**208**	**301**	**37.6**	**144**	**0**	**92**	**92**	**13**	**43**	**603**	**75.4**
Opponents		**8**	**1600**		**182-442**	**.412**	**60-188**	**.319**	**114-156**	**.731**	**74**	**175**	**249**	**31.1**	**140**	**3**	**97**	**90**	**26**	**42**	**538**	**67.3**

Team Statistics

	ND	OPP
Scoring	**603**	**538**
Points per game	75.4	67.3
Scoring margin	+8.1	-
Field goals-att	**210-453**	**182-442**
Field goal pct	.464	.412
3 point fg-att	**65-186**	**60-188**
3-point FG pct	.349	.319
3-pt FG made per game	8.1	7.5
Free throws-att	**118-164**	**114-156**
Free throw pct	.720	.731
F-Throws made per game	14.8	14.3
Rebounds	**301**	**249**
Rebounds per game	37.6	31.1
Rebounding margin	+6.5	-
Assists	**92**	**97**
Assists per game	11.5	12.1
Turnovers	**92**	**90**
Turnovers per game	11.5	11.3
Turnover margin	-0.3	-
Assist/turnover ratio	1.0	1.1
Steals	**43**	**42**
Steals per game	5.4	5.3
Blocks	**13**	**26**
Blocks per game	1.6	3.3
Winning streak	**0**	**-**
Home win streak	4	-
Attendance	**18813**	**12357**
Home games-Avg/Game	4-4703	1-12357
Neutral site-Avg/Game	-	3-2086

Team Results

Date	Opponent		Score	Att.
11/03/2025	LIU	W	89-67	3911
11/07/2025	Detroit Mercy	W	102-70	7608
11/11/2025	Eastern Ill.	W	78-58	3618
11/16/2025	at Ohio St.	L	63-64	12357
11/19/2025	Bellarmine	W	86-79	3676
11/24/2025	vs Kansas	L	61-71	4628
11/25/2025	vs Rutgers	W	68-63	0
11/26/2025	vs Houston	L	56-66	1629

NOTRE DAME HIGHS & LOWS

Notre Dame - Game Highs

POINTS	102		Detroit Mercy (11/07/2025)
	89		LIU (11/03/2025)
	86		Bellarmine (11/19/2025)
	78		Eastern Ill. (11/11/2025)
	68		vs Rutgers (N) (11/25/2025)
FIELD GOALS MADE	36		Detroit Mercy (11/07/2025)
	29		Eastern Ill. (11/11/2025)
FIELD GOAL ATTEMPTS	69		Detroit Mercy (11/07/2025)
	64		vs Kansas (N) (11/24/2025)
FIELD GOAL PERCENTAGE	.571	(28-49)	Bellarmine (11/19/2025)
	.522	(36-69)	Detroit Mercy (11/07/2025)
3 PT FG MADE	14		Detroit Mercy (11/07/2025)
	14		LIU (11/03/2025)
3 PT FG ATTEMPTS	32		Detroit Mercy (11/07/2025)
	28		vs Houston (N) (11/26/2025)
	28		Eastern Ill. (11/11/2025)
3 PT FG PERCENTAGE	.519	(14-27)	LIU (11/03/2025)
	.444	(8-18)	vs Rutgers (N) (11/25/2025)
FREE THROWS MADE	23		Bellarmine (11/19/2025)
	21		LIU (11/03/2025)
FREE THROW ATTEMPTS	32		Bellarmine (11/19/2025)
	30		LIU (11/03/2025)
FREE THROW PERCENTAGE	.867	(13-15)	vs Kansas (N) (11/24/2025)
	.762	(16-21)	vs Houston (N) (11/26/2025)
REBOUNDS	45		LIU (11/03/2025)
	44		Detroit Mercy (11/07/2025)
ASSISTS	19		Detroit Mercy (11/07/2025)
	15		LIU (11/03/2025)
STEALS	8		Detroit Mercy (11/07/2025)
	7		vs Kansas (N) (11/24/2025)
	7		LIU (11/03/2025)
BLOCKED SHOTS	4		vs Kansas (N) (11/24/2025)
	2		vs Rutgers (N) (11/25/2025)
	2		Detroit Mercy (11/07/2025)
TURNOVERS	19		LIU (11/03/2025)
	16		vs Rutgers (N) (11/25/2025)
FOULS	24		LIU (11/03/2025)
	23		Bellarmine (11/19/2025)

Notre Dame - Game Lows

POINTS	56		vs Houston (N) (11/26/2025)
	61		vs Kansas (N) (11/24/2025)
	63		at Ohio St. (11/16/2025)
	68		vs Rutgers (N) (11/25/2025)
	78		Eastern Ill. (11/11/2025)
FIELD GOALS MADE	17		vs Houston (N) (11/26/2025)
	22		vs Kansas (N) (11/24/2025)
FIELD GOAL ATTEMPTS	49		Bellarmine (11/19/2025)
	50		vs Houston (N) (11/26/2025)
FIELD GOAL PERCENTAGE	.340	(17-50)	vs Houston (N) (11/26/2025)
	.344	(22-64)	vs Kansas (N) (11/24/2025)
3 PT FG MADE	3		at Ohio St. (11/16/2025)
	4		vs Kansas (N) (11/24/2025)
3 PT FG ATTEMPTS	10		at Ohio St. (11/16/2025)
	18		vs Rutgers (N) (11/25/2025)
3 PT FG PERCENTAGE	.167	(4-24)	vs Kansas (N) (11/24/2025)
	.214	(6-28)	vs Houston (N) (11/26/2025)
FREE THROWS MADE	6		vs Rutgers (N) (11/25/2025)
	11		Eastern Ill. (11/11/2025)
FREE THROW ATTEMPTS	9		vs Rutgers (N) (11/25/2025)
	15		vs Kansas (N) (11/24/2025)
	15		Eastern Ill. (11/11/2025)
FREE THROW PERCENTAGE	.600	(12-20)	at Ohio St. (11/16/2025)
	.667	(6-9)	vs Rutgers (N) (11/25/2025)
REBOUNDS	31		Bellarmine (11/19/2025)
	34		vs Houston (N) (11/26/2025)
	34		vs Kansas (N) (11/24/2025)
ASSISTS	6		vs Kansas (N) (11/24/2025)
	8		at Ohio St. (11/16/2025)
STEALS	2		vs Houston (N) (11/26/2025)
	3		Bellarmine (11/19/2025)
BLOCKED SHOTS	1		vs Houston (N) (11/26/2025)
	1		Bellarmine (11/19/2025)
	1		at Ohio St. (11/16/2025)
	1		Eastern Ill. (11/11/2025)
	1		LIU (11/03/2025)
TURNOVERS	5		vs Kansas (N) (11/24/2025)
	7		Detroit Mercy (11/07/2025)
FOULS	13		vs Kansas (N) (11/24/2025)
	14		vs Rutgers (N) (11/25/2025)

2025-26 Notre Dame Men's Basketball

OPPONENT HIGHS & LOWS

Opponent - Game Highs

POINTS	79		Bellarmine (11/19/2025)
	71		vs Kansas (N) (11/24/2025)
	70		Detroit Mercy (11/07/2025)
	67		LIU (11/03/2025)
	66		vs Houston (N) (11/26/2025)
FIELD GOALS MADE	28		vs Kansas (N) (11/24/2025)
	28		Detroit Mercy (11/07/2025)
FIELD GOAL ATTEMPTS	67		Detroit Mercy (11/07/2025)
	60		vs Kansas (N) (11/24/2025)
FIELD GOAL PERCENTAGE	.543	(25-46)	Bellarmine (11/19/2025)
	.467	(28-60)	vs Kansas (N) (11/24/2025)
3 PT FG MADE	11		vs Rutgers (N) (11/25/2025)
	9		Detroit Mercy (11/07/2025)
3 PT FG ATTEMPTS	30		Detroit Mercy (11/07/2025)
	27		vs Houston (N) (11/26/2025)
	27		vs Rutgers (N) (11/25/2025)
3 PT FG PERCENTAGE	.407	(11-27)	vs Rutgers (N) (11/25/2025)
	.333	(6-18)	LIU (11/03/2025)
FREE THROWS MADE	22		Bellarmine (11/19/2025)
	19		at Ohio St. (11/16/2025)
	19		LIU (11/03/2025)
FREE THROW ATTEMPTS	31		LIU (11/03/2025)
	27		Bellarmine (11/19/2025)
FREE THROW PERCENTAGE	.833	(10-12)	Eastern Ill. (11/11/2025)
	.826	(19-23)	at Ohio St. (11/16/2025)
REBOUNDS	44		vs Houston (N) (11/26/2025)
	44		vs Kansas (N) (11/24/2025)
ASSISTS	16		vs Kansas (N) (11/24/2025)
	15		vs Houston (N) (11/26/2025)
	15		Detroit Mercy (11/07/2025)
STEALS	10		LIU (11/03/2025)
	8		Bellarmine (11/19/2025)
BLOCKED SHOTS	8		vs Kansas (N) (11/24/2025)
	4		vs Rutgers (N) (11/25/2025)
	4		at Ohio St. (11/16/2025)
TURNOVERS	15		LIU (11/03/2025)
	14		vs Rutgers (N) (11/25/2025)
FOULS	22		Bellarmine (11/19/2025)
	22		LIU (11/03/2025)

Opponent - Game Lows

POINTS	58		Eastern Ill. (11/11/2025)
	63		vs Rutgers (N) (11/25/2025)
	64		at Ohio St. (11/16/2025)
	66		vs Houston (N) (11/26/2025)
	67		LIU (11/03/2025)
FIELD GOALS MADE	19		at Ohio St. (11/16/2025)
	20		vs Houston (N) (11/26/2025)
	20		vs Rutgers (N) (11/25/2025)
FIELD GOAL ATTEMPTS	46		Bellarmine (11/19/2025)
	50		at Ohio St. (11/16/2025)
FIELD GOAL PERCENTAGE	.339	(20-59)	vs Houston (N) (11/26/2025)
	.380	(19-50)	at Ohio St. (11/16/2025)
3 PT FG MADE	6		vs Kansas (N) (11/24/2025)
	6		Eastern Ill. (11/11/2025)
	6		LIU (11/03/2025)
3 PT FG ATTEMPTS	18		LIU (11/03/2025)
	20		vs Kansas (N) (11/24/2025)
3 PT FG PERCENTAGE	.286	(6-21)	Eastern Ill. (11/11/2025)
	.296	(8-27)	vs Houston (N) (11/26/2025)
FREE THROWS MADE	5		Detroit Mercy (11/07/2025)
	9		vs Kansas (N) (11/24/2025)
FREE THROW ATTEMPTS	10		Detroit Mercy (11/07/2025)
	12		Eastern Ill. (11/11/2025)
FREE THROW PERCENTAGE	.500	(5-10)	Detroit Mercy (11/07/2025)
	.613	(19-31)	LIU (11/03/2025)
REBOUNDS	17		Bellarmine (11/19/2025)
	24		Eastern Ill. (11/11/2025)
ASSISTS	7		Bellarmine (11/19/2025)
	8		Eastern Ill. (11/11/2025)
STEALS	2		vs Kansas (N) (11/24/2025)
	2		Eastern Ill. (11/11/2025)
BLOCKED SHOTS	0		Bellarmine (11/19/2025)
	1		Eastern Ill. (11/11/2025)
TURNOVERS	5		vs Houston (N) (11/26/2025)
	9		vs Kansas (N) (11/24/2025)
FOULS	11		vs Kansas (N) (11/24/2025)
	14		vs Rutgers (N) (11/25/2025)

2025-26 Notre Dame Men's Basketball

INDIVIDUAL HIGHS

Notre Dame - Individual Game Highs

POINTS	25		Markus Burton vs Bellarmine (11/19/2025)
	24		Markus Burton vs Kansas (N) (11/24/2025)
	24		Markus Burton vs LIU (11/03/2025)
	22		Cole Certa vs LIU (11/03/2025)
	21		Markus Burton vs Rutgers (N) (11/25/2025)
	21		Markus Burton vs Eastern Ill. (11/11/2025)
FIELD GOALS MADE	10		Markus Burton vs Bellarmine (11/19/2025)
	9		Markus Burton vs Rutgers (N) (11/25/2025)
	9		Markus Burton vs Kansas (N) (11/24/2025)
FIELD GOAL ATTEMPTS	19		Markus Burton vs Eastern Ill. (11/11/2025)
	18		Markus Burton vs Kansas (N) (11/24/2025)
FIELD GOAL PERCENTAGE (min 5 made)	1.000	(6-6)	Jalen Haralson vs Eastern Ill. (11/11/2025)
	.833	(5-6)	Ryder Frost vs LIU (11/03/2025)
3 PT FG MADE	6		Braeden Shrewsberry vs Eastern Ill. (11/11/2025)
	6		Cole Certa vs LIU (11/03/2025)
3 PT FG ATTEMPTS	9		Braeden Shrewsberry vs Kansas (N) (11/24/2025)
	9		Cole Certa vs LIU (11/03/2025)
3 PT FG PERCENTAGE (min 2 made)	.800	(4-5)	Ryder Frost vs LIU (11/03/2025)
	.750	(6-8)	Braeden Shrewsberry vs Eastern Ill. (11/11/2025)
FREE THROWS MADE	8		Markus Burton at Ohio St. (11/16/2025)
	8		Markus Burton vs LIU (11/03/2025)
FREE THROW ATTEMPTS	9		Jalen Haralson vs Bellarmine (11/19/2025)
	9		Markus Burton at Ohio St. (11/16/2025)
	9		Markus Burton vs LIU (11/03/2025)
FREE THROW PERCENTAGE (min 3 made)	1.000	(6-6)	Markus Burton vs Kansas (N) (11/24/2025)
	1.000	(6-6)	Cole Certa vs Bellarmine (11/19/2025)
	1.000	(4-4)	Kebba Njie vs Bellarmine (11/19/2025)
	1.000	(4-4)	Markus Burton vs Eastern Ill. (11/11/2025)
	1.000	(4-4)	Braeden Shrewsberry vs Detroit Mercy (11/07/2025)
	1.000	(4-4)	Kebba Njie vs LIU (11/03/2025)
	1.000	(4-4)	Cole Certa vs LIU (11/03/2025)
	1.000	(3-3)	Markus Burton vs Bellarmine (11/19/2025)
	1.000	(3-3)	Jalen Haralson at Ohio St. (11/16/2025)
REBOUNDS	19		Carson Towt vs LIU (11/03/2025)
	12		Carson Towt at Ohio St. (11/16/2025)
ASSISTS	6		Sir Mohammed vs Detroit Mercy (11/07/2025)
	5		Markus Burton vs Houston (N) (11/26/2025)
	5		Markus Burton vs Rutgers (N) (11/25/2025)
	5		Jalen Haralson vs Bellarmine (11/19/2025)
	5		Carson Towt vs Detroit Mercy (11/07/2025)
STEALS	4		Markus Burton vs Detroit Mercy (11/07/2025)
	3		Markus Burton vs Rutgers (N) (11/25/2025)
	3		Markus Burton vs Kansas (N) (11/24/2025)
BLOCKED SHOTS	2		Carson Towt vs Kansas (N) (11/24/2025)
	1		Jalen Haralson vs Houston (N) (11/26/2025)
	1		Carson Towt vs Rutgers (N) (11/25/2025)
	1		Garrett Sundra vs Rutgers (N) (11/25/2025)
	1		Garrett Sundra vs Kansas (N) (11/24/2025)
	1		Jalen Haralson vs Kansas (N) (11/24/2025)
	1		Braeden Shrewsberry vs Bellarmine (11/19/2025)
	1		Jalen Haralson at Ohio St. (11/16/2025)
	1		Markus Burton vs Eastern Ill. (11/11/2025)
	1		Kebba Njie vs Detroit Mercy (11/07/2025)
	1		Brady Koehler vs Detroit Mercy (11/07/2025)
	1		Carson Towt vs LIU (11/03/2025)

LIVESTATS

Opponent - Individual Game Highs

POINTS	24		Bruce Thornton at Ohio St. (11/16/2025)
	24		TJ Nadeau vs Detroit Mercy (11/07/2025)
	21		Jamichael Davis vs Rutgers (N) (11/25/2025)
	20		Kooper Jacobi vs Eastern Ill. (11/11/2025)
	18		Flory Bidunga vs Kansas (N) (11/24/2025)
	18		Brian Waddell vs Bellarmine (11/19/2025)
	18		Christoph Tilly at Ohio St. (11/16/2025)
FIELD GOALS MADE	9		TJ Nadeau vs Detroit Mercy (11/07/2025)
	8		Flory Bidunga vs Kansas (N) (11/24/2025)
	8		Bryson Tiller vs Kansas (N) (11/24/2025)
	8		Bruce Thornton at Ohio St. (11/16/2025)
	8		Kooper Jacobi vs Eastern Ill. (11/11/2025)
FIELD GOAL ATTEMPTS	16		Emanuel Sharp vs Houston (N) (11/26/2025)
	16		Kooper Jacobi vs Eastern Ill. (11/11/2025)
FIELD GOAL PERCENTAGE (min 5 made)	.667	(6-9)	Jack Karasinski vs Bellarmine (11/19/2025)
	.643	(9-14)	TJ Nadeau vs Detroit Mercy (11/07/2025)
3 PT FG MADE	6		TJ Nadeau vs Detroit Mercy (11/07/2025)
	5		Jamichael Davis vs Rutgers (N) (11/25/2025)
3 PT FG ATTEMPTS	11		Emanuel Sharp vs Houston (N) (11/26/2025)
	11		TJ Nadeau vs Detroit Mercy (11/07/2025)
3 PT FG PERCENTAGE (min 2 made)	.714	(5-7)	Jamichael Davis vs Rutgers (N) (11/25/2025)
	.667	(2-3)	Tre White vs Kansas (N) (11/24/2025)
FREE THROWS MADE	10		Christoph Tilly at Ohio St. (11/16/2025)
	7		Michael Wilson Jr. vs Bellarmine (11/19/2025)
FREE THROW ATTEMPTS	13		Christoph Tilly at Ohio St. (11/16/2025)
	8		Michael Wilson Jr. vs Bellarmine (11/19/2025)
FREE THROW PERCENTAGE (min 3 made)	1.000	(6-6)	Preston Turner vs Eastern Ill. (11/11/2025)
	1.000	(5-5)	Tariq Francis vs Rutgers (N) (11/25/2025)
	1.000	(4-4)	Milos Uzan vs Houston (N) (11/26/2025)
	1.000	(4-4)	Mercy Miller vs Houston (N) (11/26/2025)
	1.000	(4-4)	Bruce Thornton at Ohio St. (11/16/2025)
	1.000	(3-3)	Kenyon Goodin vs Bellarmine (11/19/2025)
	1.000	(3-3)	John Mobley Jr. at Ohio St. (11/16/2025)
REBOUNDS	9		Tre White vs Kansas (N) (11/24/2025)
	9		Flory Bidunga vs Kansas (N) (11/24/2025)
	9		Bryson Tiller vs Kansas (N) (11/24/2025)
ASSISTS	7		Greg Gordon vs LIU (11/03/2025)
	6		Orlando Lovejoy vs Detroit Mercy (11/07/2025)
STEALS	4		Jomo Goings vs LIU (11/03/2025)
	4		Greg Gordon vs LIU (11/03/2025)
BLOCKED SHOTS	5		Flory Bidunga vs Kansas (N) (11/24/2025)
	2		Emmanuel Ogbole vs Rutgers (N) (11/25/2025)
	2		Christoph Tilly at Ohio St. (11/16/2025)
	2		Shadrak Lasu vs LIU (11/03/2025)
TURNOVERS	4		Brian Waddell vs Bellarmine (11/19/2025)
	4		Malik Olafioye vs Eastern Ill. (11/11/2025)
	4		Malachi Davis vs LIU (11/03/2025)
FOULS	5		Joseph Tugler vs Houston (N) (11/26/2025)
	5		Nate Johnson vs Detroit Mercy (11/07/2025)
	5		Malachi Davis vs LIU (11/03/2025)

2025-26 Notre Dame Men's Basketball

LAST TIME NOTRE DAME...

NOTRE DAME RECORDED A ...

	Score	Opponent	Date
1-Point win	55-54	vs. Pitt (ACC Tourney)	3/11/25
3 Consecutive 20-Point wins	89-67	LIU	11/3/25
	102-70	Detroit Mercy	11/7/25
	78-58	Eastern Illinois	11/11/25
30-Point win	102-70	Detroit Mercy	11/7/25
30-Point ACC win	90-56	Georgia Tech	2/26/22
40-Point win	92-49	Seattle	11/16/16
50-Point win	107-53	North Carolina A&T	12/4/16
30-Point loss	51-84	vs. #7 North Carolina	3/5/24
15-Point rally	93-89	at Duke	2/9/21
20-Point rally	71-65	vs. Virginia Tech (2nd half)	3/17/18
last-second shot win	89-87	vs. Rutgers (Atkinson Jr. lay up, 1.4)	3/16/22
last-10-second win	79-76	vs Radford (Ryan layup 9.5 sec)	11/10/22
overtime game	112-110	vs Cal (4OT)	3/8/25
multi-overtime game	112-110	vs Cal (4OT)	3/8/25
overtime victory	112-110	vs Cal (4OT)	3/8/25
5-game win streak	5 games	11/10/22 to 11/22/22	
10-game win streak	11 games	11/26/14 through 1/5/15	
15-game win streak	18 games	12/31/53 through 3/9/54	
5-game loss streak	5	11/22/24 through 12/3/24	

NOTRE DAME SHOT ...

	%	FGM-FGA	Opponent	Date
55% on FGs	.571	28-49	Bellarmine	11/19/25
55% on FGs, consecutive games	.552	32-58	at Duke	2/9/21
	.593	32-64	at Georgia Tech	2/6/21
60% on FGs	.615	32-52	at Syracuse	2/24/24
65% on FGs	.660	35-53	at Boston College	2/21/15
65% on FGs, first half	.696	16-23	Virginia	12/30/23
55% on 3FGs (10+ att)	.583	14-24	at #4 Duke	1/11/25
60% on 3FGs (10+ att)	.625	10-16	vs. Alabama	3/18/22
70% on 3FGs (10+ att)	.714	15-21	at Florida State	1/18/17
90% on FTs (10+ att)	.905	19-21	at #13/14 Clemson	2/26/25
100% on FTs (10+ att)	1.000	16-16	Virginia Tech	2/8/25

NOTRE DAME ...

	Pts	ND-Opp	Opponent	Date
Scored 100 points	102	102-70	Detroit Mercy	11/7/25
Scored 110 points	112	112-110 (4OT)	Cal	3/8/25
Scored 100 points on the road	103	103-84	at Providence	2/21/09
Scored 100 points at a neutral site	100	100-77	vs. Houston	3/12/78
Scored 100 points and lost	106	106-119	vs. Houston	3/20/71
Allowed 100 points	110	112-110 (4OT)	Cal	3/8/25
Scored less than 50 points	48	48-69	at Georgia	12/3/24
Allowed less than 40 points	39	82-39	Binghamton	11/14/14
Allowed less than 50 points	43	59-43	Jacksonville	12/27/22

	Stat	Md-Att	Opponent	Date
Made 40 FGs	41	41-59	Detroit Mercy	12/10/19
Made 15 or more 3FGs		15-37	at Syracuse	1/14/23
Made 15 or more 3FGs in consecutive games		20-39	Detroit Mercy	12/10/19
		15-39	UCLA	12/14/19
Made 10 3FGs in a half	.667	10-15	at Syracuse (2nd Half)	2/24/24
Made 20 3FGs	.513	20-39	Detroit Mercy	12/10/19
Made 30 free throws	94.7%	36-38	UIC	11/6/18
Had 15 or more assists in 1st half	15		at Syracuse	2/20/21
Had 15 or more assists in 2nd half	16		Detroit Mercy	12/10/19
Had 20 or more assists	20		at Georgetown	11/16/24
Had 25 or more assists	26		at Syracuse	1/4/20
Had 30 or more assists	33		Detroit Mercy	12/10/19
Had 15 offensive rebounds	17		LIU	11/3/25
Had 20 offensive rebounds	22		Marshall	11/15/19
Had 25 offensive rebounds	26		Louisville (2 OT)	1/16/18
Had 50 total rebounds	50		Cal	3/8/25
Doubled opponent rebounds	50/23		Stonehill	11/6/24
Allowed zero off rebounds	0		Bellarmine	12/23/20
Committed 5 turnovers or less	4		Wake Forest	2/4/23
Committed 25 turnovers	26		at Villanova	2/8/00
Forced 15 turnovers	18		Boston College	1/13/25
Forced 20 turnovers	21		Toledo (OT)	
Forced 25 turnovers	30		New Hampshire	11/16/01

NOTRE DAME ...

	Opponent	Date	Player	Stat
5 double-figure scorers	See 6			
6 double-figure scorers	Detroit Mercy	11/7/25	Carson Towt	11
			Markus Burton	13
			Braeden Shrewsberry	19
			Sir Mohammed	10
			Ryder Frost	10
			Brady Koehler	10
7 double-figure scorers	North Carolina A&T	12/4/16	V.J. Beachem	19
			Matt Ryan	17
			Matt Farrell	15
			Steve Vasturia	13
			T.J. Gibbs	12
			Rex Pflueger	10
			Bonzie Colson	10
4 players score 15 points	Ohio State	12/8/20	Prentiss Hubb	26
			Nate Laszewski	17
			Dane Goodwin	16
			Cormac Ryan	15
2 double-figure rebounders	See 3			
3 double-figure rebounders	at Boston College	1/15/24	Carey Booth	13
			Kebba Njie	10
			Julian Roper II	10

2025-26 Notre Dame Men's Basketball

LAST TIME NOTRE DAME...

2 players with 10 or more assists	Chicago State	11/26/12	Eric Atkins	11
			Jerian Grant	10
3 players with 5 or more assists	Fairleigh Dickinson	11/26/29	T.J. Gibbs	5
			Rex Pflueger	5
			Prentiss Hubb	5
2 players with double-doubles	at Georgia Tech	1/9/24	J.R. Konieczny	10 pts, 11 reb
			Tae Davis	10 pts, 10 reb
3 players with double-doubles	High Point	11/16/21	Paul Atkinson Jr.	19 pts, 11 reb
			Nate Laszewski	10 pts, 16 reb
			Dane Goodwin	12 pts,11reb
2 players with 5 or more 3FGM	at Syracuse	1/30/21	Prentiss Hubb	5-7
			Cormac Ryan	5-6
3 players with 3 or more 3FGM	at Lousiville	1/22/22	Blake Wesley	3-4
			Prentiss Hubb	3-5
			Dane Goodwin	3-5
			Trey Wertz	3-3
2 30-point scorers	Villanova	2/28/11	Ben Hansbrough	30
			Tim Abromaitis	30
2 20-point scorers	LIU	11/3/25	Cole Certa	22
			Markus Burton	24
3 20-point scorers	at Syracuse	1/4/20	John Mooney	28
			Prentiss Hubb	22
			T.J. Gibbs	21
A player ejected	at Boston College	2/12/25	Julian Roper II	
A coach ejected	at Syracuse	1/18/25	Micah Shrewsberry	
9 different players with a three-pointer	Maryland Eastern Shore	11/22/23		

AN OPPOSING PLAYER HAD ...

	Stat	Player	Opponent	Date
25+ points	See 35+			
30+ points	See 35+			
35+ points	36	Jeremiah Wilkinson	Cal	3/8/25
40+ points	42	Cooper Flagg	at #4 Duke	1/11/25
45+ points	46	Jerome Robinson	Boston College	2/6/18
50+ points	52	Marshon Brooks	Providence	2/23/11
15 rebounds	16	Matthew Cleveland	Florida State	1/17/23
20 rebounds	22	DeJuan Blair	Pittsburgh	1/31/09
2 players w/ double-double	16 points, 11 reb	Armando Bacot	North Carolina	2/22/23
	11 points, 10 reb	Pete Nance		
a triple-double	18 pts, 10 reb, 13 ast	Marcus Williams	Connecticut	2/21/06
20 pts, 10 reb	20 pts, 10 reb	Maxime Raynaud	Stanford	3/5/25
20 pts, 20 reb	23 pts, 22 reb	DeJuan Blair	Pittsburgh	1/31/09
6+ 3FGs	6	TJ Nadeau	Detroit Mercy	11/7/25
10 assists	10	Elliot Cadeau	UNC	3/12/25
10 blocks	10	Hasheem Thabeet	Connecticut	1/5/08
10 steals	11	Mark Macon	Temple	1/29/89
3 players w/ double-digit reb.	11	Armando Bacot		
	10	Pete Nance	North Carolina	2/22/23
	11	Leaky Black		
5 players with double-digit points	14	Mady Sissoko		
	36	Jeremiah Wilkinson	Cal	3/8/25
	21	Andrej Stojakovic		
	11	Jovan Blacksher Jr		
	15	DJ Campbell		

AN IRISH PLAYER HAD ...

	Stat	Player	Opponent	Date
20 or more pts in a half	22 (1st)	Markus Burton	at Syracuse	1/18/25
20 or more pts in 1st half	22	Markus Burton	at Syracuse	1/18/25
20 or more pts in 2nd half	22	Tae Davis	at Georgia Tech	12/31/24
30-39 points	See 40			
40-49 points	43	Markus Burton	Cal	3/8/25
50+ points	52	Austin Carr	vs. TCU	3/13/71
15-19 rebounds	19	Carson Towt	LIU	11/3/25
20+ rebounds	20	John Mooney	Clemson	3/6/19
a double-double off the bench	18 pts, 11 reb	J.R. Konieczny	vs Auburn	11/16/23
consecutive double-doubles	12 pts, 10 reb	J.R. Konieczny	at Miami	12/2/23
	19 pts, 10 reb		Western Michigan	12/5/23
12 consecutive double-doubles	12	John Mooney	FDU, MD, BC, Det Mercy, UCLA, Indiana, AA&M, Syracuse, NC State, Lville, at GT, Syracuse	11/26/19 - 1/22/20
a triple-double	24 pts, 11 ast, 11 stls	Chris Thomas &	New Hampshire	11/16/01
15+ point, 5+ assists, 5+ steals	18 pts, 5 ast, 5 stl	Markus Burton	Georgia Tech	2/14/24
20+ points, 5+ rebounds, 5+ assists	24 pts, 10 reb, 5 ast	Matt Allocco	vs. Rutgers	11/26/24
20 pts, 10 reb	20 pts, 10 reb	Tae Davis	Dartmouth	12/11/24
25 pts, 15 reb	28 pts, 16 reb	John Mooney	Marshall	11/15/19
20 pts, 20 reb	25 pts, 20 reb	Troy Murphy	at Seton Hall	1/8/01
20 pts, 10 ast	22 pts, 10 ast	Matt Farrell	vs. Purdue	12/17/16
10+ assists	10	Prentiss Hubb	Syracuse	2/23/22
5-9 blocks	5	Juwan Durham	Alabama A&M	12/29/19
10+ blocks	11	Jordan Cornette	Belmont	11/17/02
5-9 steals	5	Julian Roper II	North Dakota	11/19/24
10+ steals	11	Chris Thomas	New Hampshire	11/16/01
10+ offensive rebounds	11	Martinas Geben #	Louisville (2OT)	1/13/16
6 3FGs	6-8	Braeden Shrewsberry	Eastern Illinois	11/11/25
7 3FGs	7-11	Braeden Shrewsberry	at Louisville	2/21/24
8 3FGs	8-15	Colin Falls	vs. Syracuse	3/8/07
9 3FGs	9-13	Tim Abromaitis	Villanova	2/28/11
10 3FGs	10-12	Matt Farrell	at Boston College	2/17/18
5 consecutive 3FGs without a miss	5	Braeden Shrewsberry	Eastern Illinois	11/11/25
9 consecutive 3FGs without a miss	9-9	Matt Farrell	at Boston College	2/17/18
5 consecutive 20-pt games	20	Markus Burton	Pitt	2/22/25
	30		at Clemson	2/26/25
	29		at Wake Forest	3/1/25
	24		Stanford	3/5/25
	43		Cal	3/8/25
10 games or more with 20+ points	14	Luke Harangody		12/6/08-2/4/09
Scored 15 or more consecutive points	17	Dane Goodwin	at Duke	2/14/23

2025-26 Notre Dame Men's Basketball

GAME 1

LIU, 67

NOTRE DAME, 89

Nov. 3, 2025
Purcell Pavilion (South Bend, IN)

Official Basketball Box Score - Final
LIU at Notre Dame
11/03/25 Purcell Pavilion at the Joyce Center, Notre Dame
2025-26 Men's Basketball

Game Time: 7:00 PM
Game Duration: 2:15
Attendance: 3,911

Officials: Clarence Armstrong, Nick Terry, Connor Mooney

LIU - 67 Record: 0-1

NO.	Name		Min	FG M-A	3P M-A	FT M-A	Rebounds OR	DR	TOT	Fouls PF	FD	TP	AS	TO	ST	Blocks BS	BA	+/-
6	Mason Porter-Brown	F	35:32	3-8	1-2	5-6	2	2	4	1	4	12	1	2	1	1	1	-22
22	Shadrak Lasu	F	22:59	2-2	1-1	3-5	1	3	4	2	3	8	1	1	0	2	0	-14
33	Jamal Fuller	F	28:48	3-8	3-6	3-4	1	4	5	4	5	12	2	1	0	0	0	-18
0	Malachi Davis	G	23:55	2-8	0-3	1-2	0	1	1	5	2	5	0	4	1	0	0	-9
2	Greg Gordon		35:18	5-12	0-0	1-2	3	4	7	4	1	11	7	2	4	0	0	-11
1	Jomo Goings		32:13	2-6	1-3	3-6	5	2	7	3	5	8	1	3	4	0	0	-24
3	Faheim Saintleger-Meran		05:10	0-0	0-0	1-2	0	0	0	0	1	1	0	0	0	0	0	0
7	Isaiah Miranda		16:05	4-11	0-3	2-4	0	0	0	3	3	10	0	1	0	0	0	-12
Team							2	1	3	0		0		1				
Totals				21-55	6-18	19-31	14	17	31	22	24	67	12	15	10	3	1	-22

Shooting By Period		
1st FG%	6-28	21.4%
3PT%	2-8	25.0%
FT%	11-16	68.8%
2nd FG%	15-27	55.6%
3PT%	4-10	40.0%
FT%	8-15	53.3%
GM FG%	21-55	38.2%
3PT%	6-18	33.3%
FT%	19-31	61.3%

Dead Ball Rebounds: 4, 0

Major Fouls: Fuller (F1) 1st 13:03

Notre Dame - 89 Record: 1-0

NO.	Name		Min	FG M-A	3P M-A	FT M-A	Rebounds OR	DR	TOT	Fouls PF	FD	TP	AS	TO	ST	Blocks BS	BA	+/-
12	Garrett Sundra	F	19:59	2-4	1-3	0-0	1	1	2	4	0	5	0	1	1	0	0	12
33	Carson Towt	F	28:40	1-4	0-0	0-0	6	13	19	2	0	2	3	0	2	1	0	24
3	Markus Burton	G	27:11	7-13	2-4	8-9	1	0	1	4	7	24	1	4	0	0	1	23
10	Jalen Haralson	G	12:23	2-7	0-1	0-1	0	3	3	1	3	4	0	4	0	0	1	7
11	Braeden Shrewsberry	G	18:29	1-4	0-2	0-0	0	0	0	1	0	2	3	1	1	0	1	7
5	Cole Certa		24:59	6-10	6-9	4-4	2	2	4	2	2	22	2	2	0	0	0	13
6	Brady Koehler		06:20	0-1	0-1	1-2	0	2	2	2	1	1	1	0	0	0	0	2
13	Sir Mohammed		16:45	1-3	1-2	2-4	0	1	1	2	2	5	1	3	1	0	0	8
14	Kebba Njie		11:26	2-3	0-0	4-4	3	1	4	3	4	8	0	0	0	0	0	-5
2	Logan Imes		20:13	0-0	0-0	1-4	1	2	3	2	2	1	3	2	2	0	0	8
7	Ryder Frost		13:35	5-6	4-5	1-2	1	1	2	1	1	15	1	0	0	0	0	11
Team							2	2	4	0		0		2				
Totals				27-55	14-27	21-30	17	28	45	24	22	89	15	19	7	1	3	22

Shooting By Period		
1st FG%	11-30	36.7%
3PT%	5-13	38.5%
FT%	13-17	76.5%
2nd FG%	16-25	64.0%
3PT%	9-14	64.3%
FT%	8-13	61.5%
GM FG%	27-55	49.1%
3PT%	14-27	51.9%
FT%	21-30	70.0%

Dead Ball Rebounds: 3, 0

Major Fouls: NONE

	LIU	UND
Biggest lead	0 (1st 20:00)	22 (2nd 2:08)
Best Scoring Run	6 (2nd 6:06)	9 (1st 16:09)
Lead Changes	0	
Times Tied	0	
Time with Lead	00:00	39:34

Points from	LIU	UND
Turnovers	14	21
Paint	24	26
Second Chance	12	21
Fast Breaks	12	9
Bench	19	52

Period by Period Scoring	1st	2nd	TOT
LIU	25	42	67
UND	40	49	89

GAME 2

DETROIT MERCY, 70

NOTRE DAME, 102

Nov. 7, 2025
Purcell Pavilion (South Bend, IN)

Official Basketball Box Score - Final
Detroit Mercy at Notre Dame
11/07/25 Purcell Pavilion at the Joyce Center, Notre Dame
2025-26 Men's Basketball

Game Time: 7:00 PM
Game Duration: 1:57
Attendance: 7,608

Officials: Lamar Simpson, Jeff Pon, Chase Shaw

Detroit Mercy - 70 Record: 0-2

NO.	Name		Min	FG M-A	3P M-A	FT M-A	Rebounds OR	DR	TOT	Fouls PF	FD	TP	AS	TO	ST	Blocks BS	BA	+/-
20	London Maiden	F	12:43	2-7	0-0	0-0	1	0	1	1	0	4	0	0	0	0	0	-9
1	Tyler Spratt	G	24:52	3-5	1-2	0-0	0	1	1	0	0	7	1	0	0	0	0	-19
5	Orlando Lovejoy	G	17:21	3-7	0-0	0-0	0	2	2	2	5	6	6	2	2	1	0	-17
10	Nate Johnson	G	19:59	3-6	1-3	0-0	0	0	0	5	0	7	0	1	0	0	1	-20
33	TJ Nadeau	G	26:30	9-14	6-11	0-2	0	3	3	2	2	24	3	2	1	0	0	-23
6	Xavier Istomin-Monroe		16:45	1-2	0-0	0-0	1	2	3	1	1	2	0	3	0	1	0	-11
2	Je'kel Cotton		13:25	0-5	0-5	0-0	2	5	7	2	0	0	1	0	1	0	0	-11
4	Keshawn Fisher		14:57	3-10	1-5	0-0	2	5	7	2	0	7	2	1	0	0	1	-3
7	Ayden Carter		13:31	3-5	0-1	2-2	0	4	4	2	1	8	0	2	0	0	0	-15
11	Lance Stone		16:13	0-3	0-2	1-2	0	0	0	3	2	1	0	0	0	0	0	-18
23	Legend Geeter		08:11	1-2	0-1	1-2	1	2	3	0	3	3	1	0	0	1	0	-10
13	Jared Lary		11:55	0-0	0-0	1-2	0	0	0	1	1	1	1	1	0	0	0	0
30	Ryan Kalambay		02:21	0-0	0-0	0-0	0	0	0	0	0	0	0	0	0	0	0	-2
25	Zak Abdalla		01:17	0-1	0-0	0-0	0	0	0	0	0	0	0	0	1	0	0	-2
Team							1	1	2	0		0		1				
Totals				28-67	9-30	5-10	8	25	33	21	15	70	15	13	5	3	2	-32

Shooting By Period		
1st FG%	13-35	37.1%
3PT%	4-16	25.0%
FT%	1-2	50%
2nd FG%	15-32	46.9%
3PT%	5-14	35.7%
FT%	4-8	50%
GM FG%	28-67	41.8%
3PT%	9-30	30.0%
FT%	5-10	50.0%

Dead Ball Rebounds: 3, 0

Major Fouls: NONE

Notre Dame - 102 Record: 2-0

NO.	Name		Min	FG M-A	3P M-A	FT M-A	Rebounds OR	DR	TOT	Fouls PF	FD	TP	AS	TO	ST	Blocks BS	BA	+/-
12	Garrett Sundra	F	19:43	4-6	1-2	0-0	1	4	5	0	0	9	1	0	0	0	0	21
33	Carson Towt	F	20:59	5-7	0-0	1-2	4	6	10	1	1	11	5	1	1	0	0	25
3	Markus Burton	G	17:46	4-8	1-2	4-5	0	3	3	4	9	13	2	1	4	0	2	19
11	Braeden Shrewsberry	G	28:50	5-8	5-8	4-4	0	3	3	0	2	19	3	0	1	0	0	30
13	Sir Mohammed	G	22:58	4-9	0-1	2-4	2	4	6	1	4	10	6	2	0	0	1	23
2	Logan Imes		19:56	2-6	1-3	1-2	1	4	5	0	1	6	0	0	1	0	0	14
5	Cole Certa		20:56	2-8	2-7	0-0	0	0	0	1	1	6	1	0	0	0	0	14
7	Ryder Frost		13:08	3-6	2-5	2-2	0	1	1	1	1	10	0	1	1	0	0	3
14	Kebba Njie		14:56	2-4	0-0	2-3	1	5	6	3	2	6	0	0	0	1	0	10
6	Brady Koehler		14:32	4-6	2-4	0-0	1	3	4	3	0	10	0	1	0	1	0	3
0	Brady Stevens		03:08	1-1	0-0	0-0	0	0	0	0	0	2	0	0	0	0	0	-1
34	Matthew MacLellan		03:08	0-0	0-0	0-0	0	0	0	1	0	0	1	0	0	0	0	-1
Team							1	0	1	0		0		1				
Totals				36-69	14-32	16-22	11	33	44	15	21	102	19	7	8	2	3	32

Shooting By Period		
1st FG%	14-30	46.7%
3PT%	8-16	50.0%
FT%	8-12	66.7%
2nd FG%	22-39	56.4%
3PT%	6-16	37.5%
FT%	8-10	80%
GM FG%	36-69	52.2%
3PT%	14-32	43.8%
FT%	16-22	72.7%

Dead Ball Rebounds: 3, 0

Major Fouls: NONE

	DM	ND
Biggest lead	3 (1st 19:10)	36 (2nd 8:08)
Best Scoring Run	7 (2nd 1:34)	9 (1st 10:42)
Lead Changes	1	
Times Tied	2	
Time with Lead	02:46	34:25

Points from	DM	ND
Turnovers	10	20
Paint	24	44
Second Chance	5	20
Fast Breaks	13	20
Bench	22	40

Period by Period Scoring	1st	2nd	TOT
DM	31	39	70
ND	44	58	102

GAME 3

EASTERN ILLINOIS, 58

NOTRE DAME, 78

Nov. 11, 2025
Purcell Pavilion (South Bend, IN)

Official Basketball Box Score - Final
Eastern Ill. at Notre Dame
11/11/25 Purcell Pavilion at the Joyce Center, Notre Dame
2025-26 Men's Basketball

Game Time: 7:30 PM
Game Duration: 1:59
Attendance: 3,618

Officials: Tony Chiazza, Matt Potter, Randall Wells

Eastern Ill. - 58 Record: 1-2

NO.	Name		Min	FG M-A	3P M-A	FT M-A	Rebounds OR	DR	TOT	Fouls PF	FD	TP	AS	TO	ST	Blocks BS	BA	+/-
7	Prince Johnson	F	22:46	1-3	0-0	0-0	2	1	3	4	1	2	0	0	0	0	0	-7
40	Kooper Jacobi	F	34:57	8-16	4-8	0-0	2	1	3	1	0	20	0	0	0	0	0	-18
3	Meechie White	G	19:40	2-2	1-1	0-0	0	2	2	4	0	5	0	1	1	0	0	-9
5	Zion Fruster	G	36:17	4-14	0-4	3-4	0	4	4	2	4	11	3	3	1	1	1	-23
10	Preston Turner	G	35:54	4-9	0-4	6-6	0	3	3	1	5	14	2	0	0	0	0	-20
15	Andrew Austin		12:24	0-3	0-3	0-0	0	0	0	2	2	0	1	0	0	0	0	-10
8	Terry McMorris		13:59	1-5	0-0	0-0	2	0	2	2	1	2	0	0	0	0	0	-5
11	Malik Olafioye		20:20	0-0	0-0	1-2	1	4	5	1	2	1	2	4	0	0	0	-11
1	Markus Blackwell		03:43	1-2	1-1	0-0	0	0	0	0	0	3	0	0	0	0	0	3
Team							2	0	2	0		0		3				
Totals				21-54	6-21	10-12	9	15	24	17	15	58	8	11	2	1	1	-20

Shooting By Period		
1st FG%	13-34	38.2%
3PT%	2-12	16.7%
FT%	0-0	0%
2nd FG%	8-20	40.0%
3PT%	4-9	44.4%
FT%	10-12	83.3%
GM FG%	21-54	38.9%
3PT%	6-21	28.6%
FT%	10-12	83.3%

Dead Ball Rebounds: 3, 0

Major Fouls: NONE

Notre Dame - 78 Record: 3-0

NO.	Name		Min	FG M-A	3P M-A	FT M-A	Rebounds OR	DR	TOT	Fouls PF	FD	TP	AS	TO	ST	Blocks BS	BA	+/-
12	Garrett Sundra	F	15:21	2-2	1-1	0-0	2	3	5	2	0	5	0	0	0	0	0	5
33	Carson Towt	F	24:24	2-6	0-0	1-2	8	3	11	4	4	5	3	3	1	0	1	13
3	Markus Burton	G	38:18	8-19	1-6	4-4	0	0	0	2	6	21	3	1	2	1	0	19
11	Braeden Shrewsberry	G	29:31	6-9	6-8	0-0	0	2	2	0	0	18	2	0	0	0	0	18
13	Sir Mohammed	G	26:11	2-6	0-3	0-1	2	3	5	2	2	4	2	1	0	0	0	22
5	Cole Certa		08:17	0-3	0-3	0-0	0	0	0	0	0	0	0	0	0	0	0	2
6	Brady Koehler		02:46	0-0	0-0	0-0	0	0	0	0	0	0	0	0	0	0	0	-2
10	Jalen Haralson		25:37	6-6	0-0	5-6	1	4	5	3	4	17	3	2	1	0	0	22
14	Kebba Njie		09:12	1-1	0-0	1-2	1	3	4	1	1	3	0	3	0	0	0	2
2	Logan Imes		16:50	2-7	1-6	0-0	0	1	1	1	0	5	0	0	0	0	0	-2
7	Ryder Frost		03:33	0-1	0-1	0-0	0	2	2	0	0	0	0	0	0	0	0	1
Team							3	2	5	0		0		0				
Totals				29-60	9-28	11-15	17	23	40	15	17	78	13	10	4	1	1	20

Shooting By Period		
1st FG%	13-30	43.3%
3PT%	2-13	15.4%
FT%	3-4	75%
2nd FG%	16-30	53.3%
3PT%	7-15	46.7%
FT%	8-11	72.7%
GM FG%	29-60	48.3%
3PT%	9-28	32.1%
FT%	11-15	73.3%

Dead Ball Rebounds: 3, 0

Major Fouls: NONE

	EIU	ND
Biggest lead	2 (1st 2:40)	23 (2nd 4:40)
Best Scoring Run	7 (1st 7:03)	10 (2nd 14:41)
Lead Changes	10	
Times Tied	2	
Time with Lead	02:32	32:50

Points from	EIU	ND
Turnovers	9	21
Paint	18	38
Second Chance	4	17
Fast Breaks	3	7
Bench	6	25

Period by Period Scoring	1st	2nd	TOT
EIU	28	30	58
ND	31	47	78

GAME 4

NOTRE DAME, 63

OHIO STATE, 64

Nov. 16, 2025
Value City Arena (Columbus, OH)

Official Basketball Box Score - Final
Notre Dame at Ohio State
11/16/25 Value City Arena, Columbus, Ohio
2025-26 Men's Basketball

Game Time: 12:30 PM
Game Duration: 2:13
Attendance: 12,357

Officials: Brian Dorsey, Paul Szelc, Jeffrey Anderson

Notre Dame - 63 Record: 3-1

NO.	Name		Min	FG M-A	3P M-A	FT M-A	Rebounds OR	DR	TOT	Fouls PF	FD	TP	AS	TO	ST	Blocks BS	BA	+/-
12	Garrett Sundra	F	20:16	2-3	1-2	0-0	0	2	2	4	0	5	0	0	1	0	0	-1
33	Carson Towt	F	29:07	4-5	0-0	0-3	2	10	12	3	3	8	2	2	0	0	0	5
3	Markus Burton	G	29:48	3-14	0-1	8-9	0	2	2	3	5	14	1	4	1	0	3	-1
11	Braeden Shrewsberry	G	32:11	4-7	2-3	1-2	0	4	4	1	1	11	0	2	1	0	1	2
13	Sir Mohammed	G	24:34	4-8	0-2	0-3	0	2	2	3	2	8	2	1	0	0	0	1
6	Brady Koehler		07:12	0-0	0-0	0-0	0	2	2	0	0	0	0	0	0	0	0	3
10	Jalen Haralson		26:18	5-10	0-0	3-3	0	2	2	3	3	13	3	3	2	1	0	-4
14	Kebba Njie		10:53	1-2	0-1	0-0	1	2	3	2	2	2	0	0	0	0	0	-6
2	Logan Imes		10:10	1-1	0-0	0-0	0	0	0	2	0	2	0	1	1	0	0	0
5	Cole Certa		07:49	0-0	0-0	0-0	0	0	0	0	0	0	0	0	0	0	0	-3
7	Ryder Frost		01:42	0-1	0-1	0-0	0	0	0	0	0	0	0	0	0	0	0	-1
Team							4	3	7	0		0		0				
Totals				24-51	3-10	12-20	7	29	36	21	16	63	8	13	6	1	4	-1

Shooting By Period		
1st FG%	14-24	58.3%
3PT%	1-4	25.0%
FT%	5-8	62.5%
2nd FG%	10-27	37.0%
3PT%	2-6	33.3%
FT%	7-12	58.3%
GM FG%	24-51	47.1%
3PT%	3-10	30.0%
FT%	12-20	60.0%

Dead Ball Rebounds: 3, 0

Major Fouls: NONE

Ohio State - 64 Record: 4-0

NO.	Name		Min	FG M-A	3P M-A	FT M-A	Rebounds OR	DR	TOT	Fouls PF	FD	TP	AS	TO	ST	Blocks BS	BA	+/-
14	Brandon Noel	F	19:22	0-0	0-0	0-0	0	1	1	0	0	0	2	0	1	1	0	-1
21	Devin Royal	F	32:26	2-6	1-3	2-2	1	5	6	1	2	7	1	1	0	0	0	2
13	Christoph Tilly	C	28:03	4-8	0-3	10-13	0	4	4	4	10	18	1	1	0	3	0	0
0	John Mobley Jr.	G	25:23	2-10	2-5	3-3	0	0	0	2	1	9	2	2	0	0	0	-4
2	Bruce Thornton	G	39:27	8-15	4-7	4-4	0	4	4	3	4	24	2	3	1	0	1	1
1	Amare Bynum		20:18	2-5	0-2	0-1	0	5	5	3	2	4	1	1	0	0	0	4
20	Colin White		08:26	0-1	0-1	0-0	0	0	0	1	0	0	0	0	2	0	0	-6
4	Gabe Cupps		15:10	1-3	0-2	0-0	0	2	2	0	1	2	1	1	1	0	0	5
7	Ivan Njegovan		09:13	0-1	0-0	0-0	0	1	1	2	1	0	2	0	1	0	0	2
3	Taison Chatman		02:12	0-1	0-0	0-0	0	1	1	0	0	0	0	0	0	0	0	2
Team							3	1	4	0		0		1				
Totals				19-50	7-23	19-23	4	24	28	16	21	64	12	10	6	4	1	1

Shooting By Period		
1st FG%	9-25	36.0%
3PT%	4-15	26.7%
FT%	9-9	100%
2nd FG%	10-25	40.0%
3PT%	3-8	37.5%
FT%	10-14	71.4%
GM FG%	19-50	38.0%
3PT%	7-23	30.4%
FT%	19-23	82.6%

Dead Ball Rebounds: 2, 1

Major Fouls: NONE

	UND	OSU
Biggest lead	11 (1st 9:14)	6 (2nd 6:38)
Best Scoring Run	8 (1st 14:36)	8 (1st 6:51)
Lead Changes	9	
Times Tied	4	
Time with Lead	27:01	07:36

Points from	UND	OSU
Turnovers	15	19
Paint	38	18
Second Chance	2	2
Fast Breaks	3	0
Bench	17	6

Period by Period Scoring	1st	2nd	TOT
UND	34	29	63
OSU	31	33	64

2025-26 Notre Dame Men's Basketball

GAME 5

BELLARMINE, 79

NOTRE DAME, 86

Nov. 24, 2025
MGM Grand Garden Arena (Las Vegas)

Official Basketball Box Score - Final
Bellarmine at Notre Dame
11/19/25 Purcell Pavilion at the Joyce Center, Notre Dame
2025-26 Men's Basketball

Game Time: 7:00 PM
Game Duration: 2:12
Attendance: 3,67

Officials: Bill Covington Jr, Tony Henderson, Joe Switzer

Bellarmine - 79 — **Record: 1-4**

NO.	Name		Min	FG M-A	3P M-A	FT M-A	Rebounds OR	DR	TOT	Fouls PF	FD	TP	AS	TO	ST	Blocks BS	BA	+/-
11	Brian Waddell	F	33:46	6-10	1-3	5-7	1	4	5	2	5	18	1	4	2	0	0	4
23	Sam Donald	F	25:02	0-6	0-4	2-2	0	1	1	3	1	2	0	2	3	0	1	-17
32	Jack Karasinski	F	29:20	6-9	2-5	3-5	0	4	4	3	5	17	0	2	1	0	0	3
2	Tyler Doyle	G	03:33	0-0	0-0	0-0	0	0	0	0	0	0	0	0	1	0	0	-5
8	Kenyon Goodin	G	33:14	3-4	1-2	3-3	0	2	2	4	3	10	2	1	0	0	0	-11
24	Michael Wilson Jr.		28:49	4-6	2-4	7-8	0	0	0	3	4	17	0	1	1	0	0	-1
22	Darrius Bolden		10:21	1-2	0-1	0-0	0	0	0	3	0	2	1	1	0	0	0	-4
5	Myles Watkins		20:52	4-6	1-2	2-2	0	3	3	3	2	11	3	2	0	0	0	6
10	Grant Whitaker		10:30	0-1	0-0	0-0	0	1	1	0	3	0	0	0	0	0	0	-4
7	Donovan Hunter		04:33	1-2	0-1	0-0	1	0	1	1	0	2	0	0	0	0	0	-6
Team							0	0	0	0		0		0				
Totals				25-46	7-22	22-27	2	15	17	22	23	79	7	13	8	0	1	-7

Shooting By Period		
1st FG%	10-22	45.5%
3PT%	3-12	25.0%
FT%	7-8	87.5%
2nd FG%	15-24	62.5%
3PT%	4-10	40.0%
FT%	15-19	78.9%
GM FG%	25-46	54.3%
3PT%	7-22	31.8%
FT%	22-27	81.5%

Dead Ball Rebounds: 2, 0

Major Fouls: NONE

Notre Dame - 86 — **Record: 4-1**

NO.	Name		Min	FG M-A	3P M-A	FT M-A	Rebounds OR	DR	TOT	Fouls PF	FD	TP	AS	TO	ST	Blocks BS	BA	+/-
12	Garrett Sundra	F	09:43	0-0	0-0	0-0	1	0	1	2	0	0	0	2	0	0	0	5
33	Carson Towt	F	29:23	4-6	0-0	4-6	3	8	11	2	5	12	0	2	0	0	0	12
3	Markus Burton	G	31:00	10-13	2-4	3-3	0	1	1	4	3	25	4	2	1	0	0	7
10	Jalen Haralson	G	29:57	6-12	0-2	4-9	3	1	4	2	7	16	5	1	0	0	0	13
11	Braeden Shrewsberry	G	28:56	2-5	2-5	1-2	0	4	4	3	1	7	0	1	0	1	0	12
6	Brady Koehler		13:02	2-3	0-1	0-0	1	2	3	3	0	4	0	1	0	0	0	4
13	Sir Mohammed		17:43	0-1	0-0	0-0	0	0	0	3	0	0	0	1	2	0	0	-17
5	Cole Certa		20:09	2-5	2-5	6-6	1	1	2	2	3	12	1	2	0	0	0	4
14	Kebba Njie		07:35	0-1	0-0	4-4	0	2	2	1	2	4	0	1	0	0	0	-6
2	Logan Imes		12:32	2-3	1-2	1-2	0	2	2	1	1	6	0	0	0	0	0	1
Team							0	1	1	0		0		1				
Totals				28-49	7-19	23-32	9	22	31	23	22	86	10	14	3	1	0	7

Shooting By Period		
1st FG%	15-25	60.0%
3PT%	3-7	42.9%
FT%	4-6	66.7%
2nd FG%	13-24	54.2%
3PT%	4-12	33.3%
FT%	19-26	73.1%
GM FG%	28-49	57.1%
3PT%	7-19	36.8%
FT%	23-32	71.9%

Dead Ball Rebounds: 6, 0

Major Fouls: NONE

	BELL	ND
Biggest lead	5 (1st 5:46)	22 (2nd 7:34)
Best Scoring Run	5 (1st 13:35)	12 (1st 1:42)
Lead Changes	6	
Times Tied	7	
Time with Lead	04:01	30:40

Points from	BELL	ND
Turnovers	17	15
Paint	24	36
Second Chance	2	12
Fast Breaks	10	13
Bench	32	26

Period by Period Scoring	1st	2nd	TOT
BELL	30	49	79
ND	37	49	86

GAME 6

(RV/RV) KANSAS, 71

NOTRE DAME, 61

Nov. 24, 2025
MGM Grand Garden Arena (Las Vegas)

Official Basketball Box Score - Final
Notre Dame at Kansas
11/24/25 MGM Grand Garden Arena, Las Vegas
2025-26 Men's Basketball

Game Time: 12:30 PM
Game Duration: 1:52

Officials: Lee Cassell, Orlandis Poole, Chance Moore

Notre Dame - 61 — **Record: 4-2**

NO.	Name		Min	FG M-A	3P M-A	FT M-A	Rebounds OR	DR	TOT	Fouls PF	FD	TP	AS	TO	ST	Blocks BS	BA	+/-
12	Garrett Sundra	F	22:50	1-6	0-2	0-0	2	1	3	1	1	2	0	0	0	1	1	-2
33	Carson Towt	F	27:32	1-4	0-0	0-0	2	8	10	3	0	2	2	0	1	2	0	-11
3	Markus Burton	G	34:39	9-18	0-3	6-6	1	2	3	2	4	24	1	3	3	0	3	-1
10	Jalen Haralson	G	24:54	5-14	0-2	3-5	3	2	5	3	4	13	1	1	0	1	2	-12
11	Braeden Shrewsberry	G	33:39	3-9	3-9	0-0	0	2	2	1	0	9	1	0	0	0	0	-11
5	Cole Certa		21:19	1-5	1-5	2-2	0	1	1	0	1	5	1	0	1	0	0	2
14	Kebba Njie		10:53	0-0	0-0	2-2	0	3	3	2	1	2	0	1	0	0	0	3
6	Brady Koehler		04:22	0-0	0-0	0-0	0	0	0	0	0	0	0	0	0	0	0	-5
13	Sir Mohammed		13:57	2-6	0-1	0-0	1	4	5	0	0	4	0	0	2	0	2	-3
2	Logan Imes		03:13	0-1	0-1	0-0	0	0	0	1	0	0	0	0	0	0	0	-9
7	Ryder Frost		02:42	0-1	0-1	0-0	0	0	0	0	0	0	0	0	0	0	0	-1
Team							1	1	2	0		0		0				
Totals				22-64	4-24	13-15	10	24	34	13	11	61	6	5	7	4	8	-10

Shooting By Period		
1st FG%	9-28	32.1%
3PT%	3-13	23.1%
FT%	11-13	84.6%
2nd FG%	13-36	36.1%
3PT%	1-11	9.1%
FT%	2-2	100%
GM FG%	22-64	34.4%
3PT%	4-24	16.7%
FT%	13-15	86.7%

Dead Ball Rebounds: 0, 0

Major Fouls: Burton (F1) 1st 11:19

Kansas - 71 — **Record: 4-2**

NO.	Name		Min	FG M-A	3P M-A	FT M-A	Rebounds OR	DR	TOT	Fouls PF	FD	TP	AS	TO	ST	Blocks BS	BA	+/-
15	Bryson Tiller	F	35:04	8-15	0-5	1-2	0	9	9	1	3	17	2	2	0	1	1	8
40	Flory Bidunga	F	33:40	8-15	0-0	2-3	3	6	9	1	5	18	5	2	0	5	1	15
3	Tre White	G	34:27	5-12	2-3	4-6	4	5	9	1	3	16	2	2	0	0	1	5
7	Kohl Rosario	G	19:17	0-1	0-1	0-0	0	0	0	3	0	0	1	0	0	0	0	2
14	Melvin Council Jr.	G	38:18	5-11	2-6	0-0	0	5	5	1	1	12	4	2	2	0	0	4
1	Jayden Dawson		04:13	0-0	0-0	0-0	0	0	0	0	0	0	0	0	0	0	0	1
13	Elmarko Jackson		14:29	1-2	1-2	0-0	0	1	1	1	0	3	1	0	0	1	0	10
11	Jamari McDowell		18:15	1-4	1-3	2-2	0	2	2	3	1	5	1	1	0	1	1	9
6	Samis Calderon		02:17	0-0	0-0	0-0	0	0	0	0	0	0	0	0	0	0	0	-4
Team							3	6	9	0		0		0				
Totals				28-60	6-20	9-13	10	34	44	11	13	71	16	9	2	8	4	10

Shooting By Period		
1st FG%	15-31	48.4%
3PT%	2-9	22.2%
FT%	7-11	63.6%
2nd FG%	13-29	44.8%
3PT%	4-11	36.4%
FT%	2-2	100%
GM FG%	28-60	46.7%
3PT%	6-20	30.0%
FT%	9-13	69.2%

Dead Ball Rebounds: 2, 0

Major Fouls: NONE

	NDU	KAN
Biggest lead	4 (1st 18:57)	13 (1st 0:58)
Best Scoring Run	7 (2nd 8:46)	9 (1st 9:43)
Lead Changes	3	
Times Tied	2	
Time with Lead	06:22	32:23

Points from	NDU	KAN
Turnovers	12	9
Paint	34	38
Second Chance	4	11
Fast Breaks	10	6
Bench	11	8

Period by Period Scoring	1st	2nd	TOT
NDU	32	29	61
KAN	39	32	71

GAME 7

RUTGERS, 63

NOTRE DAME, 68

Nov. 25, 2025
MGM Grand Garden Arena (Las Vegas)

Official Basketball Box Score - Final
Notre Dame at Rutgers
11/25/25 MGM Grand Garden Arena, Las Vegas
2025-26 Men's Basketball

Game Time: 10:00 AM
Game Duration: 1:58

Officials: Paul Szelc, Lucas Santos, Issac Barnett

Notre Dame - 68 — **Record: 1-0**

NO.	Name		Min	FG M-A	3P M-A	FT M-A	Rebounds OR	DR	TOT	Fouls PF	FD	TP	AS	TO	ST	Blocks BS	BA	+/-
33	Carson Towt	F	24:22	1-3	0-0	0-0	3	3	6	1	2	2	0	0	1	1	2	-8
3	Markus Burton	G	33:58	9-13	2-4	1-1	2	4	6	3	2	21	5	6	3	0	0	8
10	Jalen Haralson	G	28:31	6-12	0-0	3-4	0	1	1	4	4	15	1	1	1	0	1	3
11	Braeden Shrewsberry	G	33:03	5-11	3-6	0-0	0	2	2	1	0	13	1	1	0	0	1	-6
13	Sir Mohammed	G	23:01	2-2	0-0	2-2	1	3	4	0	2	6	3	5	1	0	0	4
12	Garrett Sundra		17:12	2-5	1-2	0-1	1	3	4	2	1	5	0	0	0	1	0	6
14	Kebba Njie		14:12	0-0	0-0	0-0	0	3	3	1	0	0	0	1	0	0	0	15
2	Logan Imes		11:18	1-2	1-1	0-1	0	3	3	1	3	3	0	0	0	0	0	0
5	Cole Certa		10:30	0-4	0-3	0-0	0	1	1	1	0	0	1	0	0	0	0	2
6	Brady Koehler		03:25	1-3	1-2	0-0	1	0	1	0	0	3	0	0	0	0	0	3
7	Ryder Frost		00:28	0-0	0-0	0-0	0	0	0	0	0	0	0	0	0	0	0	-2
Team							5	1	6	0		0		2				
Totals				27-55	8-18	6-9	13	24	37	14	14	68	11	16	6	2	4	5

Shooting By Period		
1st FG%	15-34	44.1%
3PT%	6-13	46.2%
FT%	0-0	0%
2nd FG%	12-21	57.1%
3PT%	2-5	40.0%
FT%	6-9	66.7%
GM FG%	27-55	49.1%
3PT%	8-18	44.4%
FT%	6-9	66.7%

Dead Ball Rebounds: 1, 0

Major Fouls: NONE

Rutgers - 63 — **Record: 0-1**

NO.	Name		Min	FG M-A	3P M-A	FT M-A	Rebounds OR	DR	TOT	Fouls PF	FD	TP	AS	TO	ST	Blocks BS	BA	+/-
9	Dylan Grant	F	33:40	5-8	3-5	2-2	2	5	7	1	2	15	2	2	1	1	0	0
27	Denis Badalau	F	25:03	2-6	1-4	0-0	1	2	3	1	1	5	2	1	0	0	0	5
21	Emmanuel Ogbole	C	11:45	0-0	0-0	0-0	0	2	2	1	0	0	0	3	0	2	0	-17
0	Tariq Francis	G	21:38	2-7	1-3	5-5	1	0	1	4	2	10	2	1	1	0	0	-5
1	Jamichael Davis	G	32:41	7-12	5-7	2-2	2	1	3	3	2	21	3	1	1	1	0	4
5	Darren Buchanan Jr.		14:23	1-3	0-0	1-4	0	0	0	0	2	3	0	1	0	0	1	-9
13	Harun Zrno		17:11	1-5	1-5	0-0	0	1	1	2	1	3	2	2	0	0	0	-5
2	Lino Mark		07:59	0-1	0-0	0-0	1	1	2	0	0	0	1	1	1	0	0	-6
15	Gevonte Ware		03:43	0-0	0-0	0-0	0	2	2	0	0	0	0	0	0	0	0	-3
3	Kaden Powers		04:17	0-3	0-3	0-0	0	0	0	0	0	0	0	1	0	0	0	-5
4	Bryce Dortch		19:03	2-5	0-0	0-1	1	1	2	1	2	4	0	0	1	0	0	7
11	Christopher Nwuli		08:37	0-1	0-0	2-3	1	0	1	1	2	2	0	0	0	0	1	9
Team							2	2	4	0		0		1				
Totals				20-51	11-27	12-17	11	17	28	14	14	63	12	14	5	4	2	-5

Shooting By Period		
1st FG%	9-22	40.9%
3PT%	4-12	33.3%
FT%	2-4	50%
2nd FG%	11-29	37.9%
3PT%	7-15	46.7%
FT%	10-13	76.9%
GM FG%	20-51	39.2%
3PT%	11-27	40.7%
FT%	12-17	70.6%

Dead Ball Rebounds: 1, 0

Major Fouls: NONE

	NDU	RUT
Biggest lead	19 (1st 2:26)	3 (1st 18:23)
Best Scoring Run	11 (1st 8:47)	9 (2nd 19:30)
Lead Changes	1	
Times Tied	1	
Time with Lead	35:44	02:26

Points from	NDU	RUT
Turnovers	16	14
Paint	36	16
Second Chance	13	16
Fast Breaks	9	6
Bench	11	12

Period by Period Scoring	1st	2nd	TOT
NDU	36	32	68
RUT	24	39	63

GAME 8

#3/2 HOUSTON, 66

NOTRE DAME, 56

Nov. 26, 2025
MGM Grand Garden Arena (Las Vegas)

Official Basketball Box Score - Final
Notre Dame at Houston
11/26/25 MGM Grand Garden Arena, Las Vegas
2025-26 Men's Basketball

Game Time: 12:30 PM
Game Duration: 1:56
Attendance: 1,629

Officials: Lee Cassell, Bret Smith, Lucas Santos

Notre Dame - 56 — **Record: 5-3**

NO.	Name		Min	FG M-A	3P M-A	FT M-A	Rebounds OR	DR	TOT	Fouls PF	FD	TP	AS	TO	ST	Blocks BS	BA	+/-
12	Garrett Sundra	F	06:46	0-4	0-2	0-0	0	1	1	0	0	0	0	0	0	0	0	-8
33	Carson Towt	F	25:26	0-0	0-0	2-3	1	3	4	4	4	2	0	1	0	0	0	-8
3	Markus Burton	G	40:00	6-14	1-4	6-7	1	6	7	4	5	19	5	3	0	0	3	-10
10	Jalen Haralson	G	22:19	4-8	0-1	6-8	1	1	2	0	4	14	0	1	0	1	0	-15
11	Braeden Shrewsberry	G	19:50	0-4	0-4	0-0	0	2	2	2	0	0	0	0	0	0	0	-13
7	Ryder Frost		23:40	2-8	1-7	0-0	1	2	3	0	0	5	1	0	0	0	0	2
14	Kebba Njie		14:34	1-1	0-0	0-1	0	1	1	2	2	2	1	0	0	0	0	-2
13	Sir Mohammed		04:46	0-1	0-0	0-0	0	1	1	1	0	0	0	1	0	0	0	-8
5	Cole Certa		20:11	2-6	2-6	2-2	0	3	3	4	2	8	1	0	1	0	0	0
2	Logan Imes		22:28	2-4	2-4	0-0	1	3	4	2	0	6	2	2	1	0	0	12
Team							4	2	6	0		0		0				
Totals				17-50	6-28	16-21	9	25	34	19	17	56	10	8	2	1	3	-10

Shooting By Period		
1st FG%	7-23	30.4%
3PT%	4-13	30.8%
FT%	7-9	77.8%
2nd FG%	10-27	37.0%
3PT%	2-15	13.3%
FT%	9-12	75%
GM FG%	17-50	34.0%
3PT%	6-28	21.4%
FT%	16-21	76.2%

Dead Ball Rebounds: 1, 0

Major Fouls: NONE

Houston - 66 — **Record: 7-1**

NO.	Name		Min	FG M-A	3P M-A	FT M-A	Rebounds OR	DR	TOT	Fouls PF	FD	TP	AS	TO	ST	Blocks BS	BA	+/-
11	Joseph Tugler	F	20:02	4-7	0-0	2-2	2	6	8	5	4	10	0	1	1	1	0	-3
5	Chris Cenac Jr	C	14:32	1-5	0-1	2-2	1	1	2	2	1	4	0	0	0	0	0	11
4	Kingston Flemings	G	21:51	0-4	0-1	1-2	1	4	5	4	1	1	5	0	1	0	0	8
7	Milos Uzan	G	38:23	4-10	3-8	4-4	1	4	5	0	4	15	3	2	0	0	0	13
21	Emanuel Sharp	G	32:58	5-16	4-11	3-4	2	3	5	1	3	17	3	2	1	0	1	8
8	Cedric Lath		08:16	0-0	0-0	0-0	0	0	0	0	0	0	0	0	0	0	0	8
1	Isiah Harwell		12:20	0-4	0-0	0-2	1	1	2	0	1	0	1	0	1	0	0	-6
3	Ramon Walker Jr.		23:41	4-6	1-3	0-1	2	2	4	0	1	9	2	0	0	1	0	8
25	Mercy Miller		13:39	0-3	0-1	4-4	2	2	4	4	3	4	1	0	0	0	0	9
0	Kordel Jefferson		01:09	0-0	0-0	0-0	0	0	0	0	0	0	0	0	0	0	0	-4
24	Chase McCarty		03:32	0-2	0-2	0-0	0	1	1	0	0	0	0	0	0	0	0	-6
14	Kalifa Sakho		09:37	2-2	0-0	2-2	0	0	0	1	1	6	0	0	0	1	0	4
Team							4	4	8	0		0		0				
Totals				20-59	8-27	18-23	16	28	44	17	19	66	15	5	4	3	1	10

Shooting By Period		
1st FG%	16-36	44.4%
3PT%	7-16	43.8%
FT%	0-2	0%
2nd FG%	4-23	17.4%
3PT%	1-11	9.1%
FT%	18-21	85.7%
GM FG%	20-59	33.9%
3PT%	8-27	29.6%
FT%	18-23	78.3%

Dead Ball Rebounds: 3, 0

Major Fouls: Tugler (F1) 2nd 12:48

	NDU	HOU
Biggest lead	0 (1st 20:00)	22 (1st 9:38)
Best Scoring Run	10 (2nd 12:16)	10 (1st 12:46)
Lead Changes	0	
Times Tied	0	
Time with Lead	00:00	38:54

Points from	NDU	HOU
Turnovers	9	12
Paint	20	20
Second Chance	10	24
Fast Breaks	4	2
Bench	21	19

Period by Period Scoring	1st	2nd	TOT
NDU	25	31	56
HOU	39	27	66

GLENN & STACEY MURPHY HEAD COACH

MICAH SHREWSBERRY

GLENN & STACEY MURPHY HEAD COACH

@Coach_Shrews

3rd Season at Notre Dame
5th as a Head Coach at the DI Level

On March 24, 2023, an Indiana native came home to kickstart a new era of Notre Dame men's basketball. Vice President and James E. Rohr Notre Dame Director of Athletics Jack Swarbrick announced Micah Shrewsberry as the 18th head coach in Fighting Irish men's basketball history.

Shrewsberry brought a wealth of experience and success to the helm of the Notre Dame program. All-in-all he's coached in six NCAA Tournaments, two NCAA Final Fours, five NBA Playoffs and two NBA Conference Finals - in addition to coaching all-NBA honorees Jayson Tatum and Jaylen Brown.

Coach Shrewsberry is now hard at work prepping for year three at the helm of the program ahead of the 2025-26 season.

Year Two with the Irish (2024-25)

A year of 'what could have been' as several key injuries kept the team from achieving its fullest potential. Over the course of the season, guards Markus Burton, Braeden Shrewsberry, Matt Allocco and Sir Mohammed all missed significant time. With that said, the Irish finished 15-18 overall and 8-12 in ACC play, once again obtaining the No. 12 seed in the ACC Tournament.

Coach Shrewsberry's core nucleus of players made tremendous strides in year two. Markus Burton solidified himself as an elite guard in the league, earning Second Team honors. Burton led the league in scoring, averaging 23.5 ppg over ACC play. He averaged 21.3 ppg overall which ranked fifth nationally. He joined Irish legend David Rivers as the only two players in program history to average 20+ points and 3+ assists in a season. He also became the seventh fastest player in program history to reach 1,000 career points.

As Braeden Shrewsberry upped his average to 14.0 ppg, Notre Dame boasted the best scoring guard duo in the ACC, topping Duke's Cooper Flagg and Kon Knueppel. Due to the core nucleus, Notre Dame's KenPom offensive efficiency jumped 139 spots from the year prior to 95. The offense, which averaged 64.0 ppg in 2023-24, leaped up to 72.6 ppg in 2024-25.

Despite the roller-coaster season, there were several memorable moments along the way, including Coach Shrews delivering the program's first ever win in Charlottesville against Virginia. How about the Irish recording a 14-point comeback at Boston College, the largest comeback in Coach Shrewberry's tenure? How about freshman guard Cole Certa burying a corner three in the final seconds for a 56-54 win over Stanford? How about the four-overtime thriller in the 112-110 win over Cal that saw Burton go off for 43 points? After that victory, Coach Shrews improved to 4-2 in overtime games in his two years in South Bend.

Now, Notre Dame maintained a bulk of its core ahead of the 2025-26 season and will inject a very talented freshman class of Tommy Ahneman, Ryder Frost, Jalen Haralson and Brady Koehler. Back in November of 2024, Coach Shrewsberry and his staff signed these four young men and inked the program's highest ever rated recruiting class in the modern era - a consensus top-10.

Last but not least, the summer of 2024 witnessed Shrewsberry winning a gold medal at the FIBA U18 Americup as an assistant coach with the U.S. U18 team. He'll rejoin the same coaching staff to mentor the US U19 squad at the 2025 FIBA U19 World Cup in June of 2025.

Year One with the Irish (2023-24)

Coach Shrewsberry achieved two of his priorities in the 2023-24 season: establish the right culture at Notre Dame and have the team playing its best basketball at the end of the season. It was a program that returned 1.6% of its scoring and was projected to finish dead last in the ACC. The young Irish team came together and doubled its ACC win total from the year prior, finishing 7-13 in league play. Coach Shrewsberry even received several votes for ACC Coach of the Year. Notre Dame finished with a 13-20 overall record and won one game (First Round vs. Georgia Tech) in the ACC Tournament.

The first key moment of the season included an emphatic 76-54 win over Virginia. What Shrews' crew accomplished had never been done by an Irish team against the Cavaliers .. ever ... it was the largest margin of victory against UVA in the all-time series. In addition, the 76 points were the most scored by an Irish squad against the Cavaliers in regulation in program history. Furthermore, right after the Virginia contest, the Irish almost pulled off the upset to two teams who made the Elite Eight in NC State and Duke.

Next, the Irish bonded together by winning five of six during the final portion of the regular season, which included the final four at home (Georgia Tech, Virginia Tech, Wake Forest, Clemson). From Feb. 1 to March 1, Notre Dame was the biggest mover in kenpom AdjEM across the Power-Five conferences. Another fun stat: when the first NET rankings came on Dec. 4, the Irish were 238. On March 10, the Irish were up to 126.

An early Coach Shrewsberry stamp on the program was the defensive intensity. Notre Dame scoring defense of 67.2 finished with a national ranking of 49th in the country, plus 3rd in the ACC. According to KenPom, Notre Dame's defensive efficiency ranked 39th nationally. In ACC play, Notre Dame ranked 2nd in scoring defense (66.4) and 2nd in field goal percentage defense (.417). Of the 20 ACC games – all but three (Virginia Tech on March 9, UNC on March 5 & Syracuse on Feb. 24) were held under their season average, with Miami, Duke and Louisville each held to season-low point totals.

Lastly – two freshman guards flourished under Coach Shrewsberry in Markus Burton and Braeden Shrewsberry. Burton became the program's first ACC Rookie of the Year. He also broke the program freshman scoring record after dropping 577 points. Burton averaged 17.5 points both on the season and in league play, leading the Irish. Shrewsberry was the lone other Irish to finish in double figures, averaging 10.2 points on the year and 11.3 points in ACC play. With that said, Burton and Shrewsberry became the 9th ACC freshmen duo in league history to rank No. 1 and No. 2 for their team in scoring, proving the future is bright in South Bend.

Prior to Notre Dame

Prior to Notre Dame, Shrewsberry produced a historic turnaround as the head coach at Penn State. After a 14-17 first season, Shrewsberry produced a 23-14 mark in 2022-23, just the 12th 20-win season in the 127-year history of Penn State basketball. Furthermore, he collected more Big Ten wins (17) in his first two seasons than any other Penn State head coach.

Shrewsberry certainly captured the nation's attention in late February and into March, going 9-3 over their last 12 games. Shrewsberry then made plenty of noise in the 2023 Big Ten Tournament in Chicago, defeating No. 7 Illinois, No. 2 Northwestern and No. 3 Indiana to reach the championship game as the No. 10 seed. It marked the program's second-ever Big Ten title game appearance. Penn State was just the third double-digit seed to reach the Big Ten Tournament championship game and the first since 2008.

The Nittany Lions then made their first appearance in the NCAA Tournament since 2011. In the first round, Shrewsberry and the Nittany Lions knocked off No. 7 seed and SEC Tournament runner-up Texas A&M, winning the program's first NCAA Tournament game since 2001.

In year one at Penn State, Shrewsberry engineered the Big Ten's best scoring defense and guided the squad to their best defensive season (65.0 points allowed per game) in 11 years. The Nittany Lions advanced to the quarterfinal round of the Big Ten Tournament after winning two postseason games, making Shrewsberry one of just two first-year Big Ten coaches since 2008 to win two Big Ten Tournament games.

Recruiting-wise, Shrewsberry made an instant splash in Happy Valley. In his first year, Shrewsberry signed the highest-ranked recruiting class in program history, a consensus top-30 class. A year later, he signed his second-straight top-30 recruiting class, marking the first time in program history that the Nittany Lions had signed back-to-back top-30 recruiting classes.

Development-wise, Shrewsberry proved himself there as well, turning Jalen Pickett and Seth Lundy into 2nd Round NBA Draft picks. It marked the first time in program history that two Nittany Lions were selected.

Statistically speaking, the 2022-23 squad set the B1G and Penn State single-season team record for three-pointers made in a season with 385. The Nittany Lions compiled a total of five top-15 national statistical rankings. In addition, Shrewsberry tutored an Associated Press All-American in Jalen Pickett and a total of three All-Big Ten players during the 2022-23 season.

Prior to his time with Penn State, Shrewsberry experienced two separate stints at Purdue – one as assistant coach from 2011-13 and another as associate head coach from 2019-21. Highlights include the 2020-21 season, in which Shrewsberry helped lead the Boilermakers to a 13-6 fourth-place finish in the Big Ten and an 18-10 overall mark, culminating in an NCAA Tournament at-large bid. Trevion Williams claimed first-team All-Big Ten honors, while Zach Edey and Jaden Ivey were All-Freshman Team selections. Shrewsberry played a major role in recruiting Ivey, who grew up in South Bend and is the son of Karen and Kevin Keyes Family Head Women's Basketball Coach Niele Ivey.

Another highlight from his time in West Lafayette includes the 2011-12 squad that produced a 22-13 record and reached the second round of the NCAA Tournament. Under Shrewsberry, Terone Johnson was one of the most improved players in the B1G, netting accolades from conference and national entities.

In between his Purdue stints, Shrewsberry spent six seasons (2013-19) with the NBA's Boston Celtics as an assistant coach under Brad Stevens. During his tenure, the Celtics reached the playoffs in five consecutive seasons, including back-to-back appearances in the Eastern Conference Finals in 2017 and 2018.

Shrewsberry played a key role in the development of current NBA stars Brown and Tatum, who were the No. 3 picks in the 2016 and 2017 NBA Drafts, respectively. Tatum was an NBA All-Rookie Team first-team selection, while Brown earned second-team All-Rookie honors.

The Brad Stevens connection was previously made at Butler University, where Shrewsberry spent one year as the director of operations then three as an assistant coach. With Shrewsberry on the sidelines, the Bulldogs compiled an 87-21 record, won two Horizon League regular-season championships and two Horizon League Tournament titles and made three NCAA Tournament appearances – which included back-to-back runs to the national championship game in 2010 and 2011.

Also at Butler, he aided in the development of Gordon Hayward, who was the 2009 Horizon League Newcomer of the Year, the 2010 Horizon League Player of the Year and a 2010 Final Four All-Tournament Team selection. Hayward was the ninth overall pick in the 2010 NBA Draft by the Utah Jazz.

Continuing on Shrewsberry's basketball journey, he spent time as the director of basketball operations at Marshall University (2003-05) and an assistant coach at DePauw University (2001-03) and Wabash College (2000-01). At DePauw, Shrewsberry led the Tigers to a 42-12 record with a pair of conference championships.

Shrewsberry was also the first men's basketball head coach at Indiana University South Bend. Shrewsberry started his coaching career as a graduate assistant at the University of Indianapolis in 1999-2000.

An Indianapolis area native, Shrewsberry earned his bachelor's degree from Hanover College in 1999 and a master's degree from Indiana State in 2003. As a player at Hanover, Shrewsberry was a three-year starting guard and team tri-captain.

He and his wife, Molly, have four children, Braeden, Nicholas, Caitlin and Grace.

0 BRADY STEVENS

SOPHOMORE | GUARD

@_bradystevens @_BradyStevens

Height	6-4
Eligibility	Freshman
Hometown	Boston, MA
Previous	Wellesley High

Season Highs

Pts ..... **2** vs Detroit Mercy, 11/7/25
Rebs .....
FGM ..... **1** vs Detroit Mercy, 11/7/25
FGA ..... **1** vs Detroit Mercy, 11/7/25
3FGM .....
3FGA .....
FTM .....
FTA .....
Ast .....
Blk .....
Stl .....

Double Figure Scoring 0
20+ Point Games 0
Double-Figure Rebounds 0
Double-Doubles 0

Career Highs

Pts ..... **2** vs Detroit Mercy, 11/7/25
Rebs .....
FGM ..... **1** vs Detroit Mercy, 11/7/25
FGA ..... **1** vs Detroit Mercy, 11/7/25
3FGM .....
3FGA .....
FTM .....
FTA .....
Ast .....
Blk .....
Stl .....

Double Figure Scoring 0
20+ Point Games 0
Double-Figure Rebounds 0
Double-Doubles 0

2025-26 GAME-BY-GAME

				Total		3-Pointers		Free throws		Rebounds										
Opponent	Date	GS	MIN	FG-FGA	PCT	3FG-3FGA	PCT	FT-FTA	PCT	OFF	DEF	TOT	AVG	PF	A	TO	BLK	STL	PTS	AVG
Detroit Mercy	11/07/2025		03:08	1-1	1.000	0-0	.000	0-0	.000	0	0	0	0.0	0	0	0	0	0	2	2.0
Totals		**0**	**03:08**	**1-1**	**1.000**	**0-0**	**.000**	**0-0**	**.000**	**0**	**0**	**0**	**0.0**	**0**	**0**	**0**	**0**	**0**	**2**	**2.0**

Player Averages

Games Played	Minutes/ game	Points/ game	FG Pct	3FG Pct	FT Pct	Rebounds/ game	Assists/ game	Turnovers/ game	Assist/Turnover ratio	Steals/ game	Blocks/ game
1	3.1	2.0	100.0	0.0	0.0	0.0	0.0	0.0	0.0	0.0	0.0

CAREER STATS

				Field Goals		3-Point		F-Throws		Rebounds									Scoring	
SEASON	TEAM	GP-GS	MIN/AVG	FG-FGA	FG%	3FG-3FGA	3FG%	FT-FTA	FT%	OFF	DEF	TOT	AVG	PF-FO	A	TO	BLK	STL	PTS	AVG
2025-26	ND	1-0	3/3.1	1-1	1.000	0-0	.000	0-0	.000	0	0	0	0.0	0-0	0	0	0	0	2	2.0
TOTAL		**1-0**	**3/3.1**	**1-1**	**1.000**	**0-0**	**.000**	**0-0**	**.000**	**0**	**0**	**0**	**0.0**	**0-0**	**0**	**0**	**0**	**0**	**2**	**2.0**

Sophomore Season (2025-26)

- Recorded his first collegiate basket (the 100th point of the game in fact) in the win over Detroit Mercy

Freshman Season (2024-25)

- Did not see game action

Prep Recap

Attended Wellesley High

Three-time First Team All-Conference selection

Two career MIAA playoff wins

Scored over 1,000 career points – second most in school history – in only 72 career games

Top-three scoring performances in school history – 41, 37, 34

Averaged 23.1 points, 3.4 assists and 6.2 rebounds as a senior

Prep career highlight – scored 37 points and led his team to a playoff win vs. Doherty Memorial as a junior

Played in the Middlesex Magic program from 2019-22

Was the 2022 16U UAA Spring Champs

Played in the NY Renaissance EYBL program in 2023

Father, Brad Stevens, is President of Basketball Operations with the Boston Celtics. Mother, Tracy Stevens, played soccer at Depauw

2 LOGAN IMES

JUNIOR | GUARD

@logan_imes @ImesLogan

Height	6-4
Eligibility	Junior
Hometown	Zionsville, IN
Previous	Zionsville High

Season Highs

Pts ..... **6, 3x** last vs Houston, 11/26/25
Rebs ..... **5** vs Detroit Mercy, 11/7/25
FGM ..... **2, 4x** last vs Houston, 11/26/25
FGA ..... **7** vs Eastern Illinois, 11/11/25
3FGM ..... **2** vs Houston, 11/26/25
3FGA ..... **6** vs Eastern Illinois, 11/11/25
FTM ..... **1, 3x** last vs Bellarmine, 11/19/25
FTA ..... **4** vs LIU, 11/3/25
Ast ..... **3** vs LIU, 11/3/25
Blk .....
Stl ..... **2** vs LIU, 11/3/25

Double Figure Scoring 1
20+ Point Games 0
Double-Figure Rebounds 0
Double-Doubles 0

Career Highs

Pts ..... **11** vs Le Moyne, 12/22/24
Rebs ..... **6** at Pitt, 2/3/24
FGM ..... **3, 3x** last vs Le Moyne, 12/22/24
FGA ..... **7, 2x** last vs Eastern Illinois, 11/11/25
3FGM ..... **2, 2x** last vs Houston, 11/26/25
3FGA ..... **6** vs Eastern Illinois, 11/11/25
FTM ..... **5** vs Dartmouth, 12/22/24
FTA ..... **6** last vs Dartmouth, 12/22/24
Ast ..... **4, 2x** last vs. Le Moyne, 12/22/24
Blk ..... **1, 6x** last vs UNC, 3/12/25
Stl ..... **2, 5x** last vs LIU, 11/3/25

Double Figure Scoring 1
20+ Point Games 0
Double-Figure Rebounds 0
Double-Doubles 0

2025-26 GAME-BY-GAME

				Total		3-Pointers		Free throws		Rebounds										
Opponent	Date	GS	MIN	FG-FGA	PCT	3FG-3FGA	PCT	FT-FTA	PCT	OFF	DEF	TOT	AVG	PF	A	TO	BLK	STL	PTS	AVG
LIU	11/03/2025		20:13	0-0	.000	0-0	.000	1-4	.250	1	2	3	3.0	2	3	2	0	2	1	1.0
Detroit Mercy	11/07/2025		19:56	2-6	.333	1-3	.333	1-2	.500	1	4	5	4.0	0	0	0	0	1	6	3.5
Eastern Ill.	11/11/2025		16:50	2-7	.286	1-6	.167	0-0	.000	0	1	1	3.0	1	0	0	0	0	5	4.0
at Ohio St.	11/16/2025		10:10	1-1	1.000	0-0	.000	0-0	.000	0	0	0	2.3	2	0	1	0	1	2	3.5
Bellarmine	11/19/2025		12:32	2-3	.667	1-2	.500	1-2	.500	0	2	2	2.2	1	0	0	0	0	6	4.0
vs Kansas	11/24/2025		03:13	0-1	.000	0-1	.000	0-0	.000	0	0	0	1.8	1	0	0	0	0	0	3.3
vs Rutgers	11/25/2025		11:18	1-2	.500	1-1	1.000	0-1	.000	0	3	3	2.0	1	0	0	0	0	3	3.3
vs Houston	11/26/2025		22:28	2-4	.500	2-4	.500	0-0	.000	1	3	4	2.3	2	2	2	0	1	6	3.6
Totals		**0**	**116:40**	**10-24**	**.417**	**6-17**	**.353**	**3-9**	**.333**	**3**	**15**	**18**	**2.3**	**10**	**5**	**5**	**0**	**5**	**29**	**3.6**

Player Averages

Games Played	Minutes/ game	Points/ game	FG Pct	3FG Pct	FT Pct	Rebounds/ game	Assists/ game	Turnovers/ game	Assist/Turnover ratio	Steals/ game	Blocks/ game
8	14.6	3.6	41.7	35.3	33.3	2.3	0.6	0.6	1.0	0.6	0.0

CAREER STATS

				Field Goals		3-Point		F-Throws		Rebounds									Scoring	
SEASON	TEAM	GP-GS	MIN/AVG	FG-FGA	FG%	3FG-3FGA	3FG%	FT-FTA	FT%	OFF	DEF	TOT	AVG	PF-FO	A	TO	BLK	STL	PTS	AVG
2023-24	ND	31-3	546/17.6	20-66	.303	8-36	.222	14-17	.824	5	72	77	2.5	36-0	34	24	3	12	62	2.0
2024-25	ND	26-2	240/9.2	17-45	.378	4-17	.235	11-16	.688	5	20	25	1.0	17-1	16	17	3	5	49	1.9
2025-26	ND	8-0	117/14.6	10-24	.417	6-17	.353	3-9	.333	3	15	18	2.3	10-0	5	5	0	5	29	3.6
TOTAL		**65-5**	**903/13.9**	**47-135**	**.348**	**18-70**	**.257**	**28-42**	**.667**	**13**	**107**	**120**	**1.8**	**63-1**	**55**	**46**	**6**	**22**	**140**	**2.2**

Junior Season (2025-26)

- Averaging 14.6 minutes per game, coming off the bench to relieve Burton and get the ball up the floor. Energy off the bench. Tough defender.

- Imes was +12 in +/- against #2 Houston. Just 1-of-2 Irish in the positives. Imes started in the 2nd half and was on the floor when the Irish cut it from 16 to 4 points. Converted 2 triples to finish with 6 points.

- Huge three with 4:58 left in the game to help push Irish ahead of Rutgers in 68-63 win.

- Individual 6-0 run in 2nd half of Bellarmine win.

- Shooting 57.1% from two.

- 6 pts & 5 reb in win over Detroit Mercy.

- Co-team best 3 assists in the opening win over LIU. Also tied his personal best of 2 steals.

Sophomore Season (2024-25)

- Played in 26-of-33 games, averaging 9.2 min.

- Shot 46.4% from two-point range.

- 5 points on 2-3 shooting at #13 Clemson on Feb. 26.

- 6 points vs. SMU on Feb. 19. Tied his career high of 2 steals.

- Standout game was Le Moyne on Dec. 22. Imes recorded a career high 11 points on 3-5 shooting, plus 5-6 from the free-throw line. He also tied his career high in assists (4) and steals (2).

- Started twice in Las Vegas in place of the injured Markus Burton. Players Era 3-game Stats -- 13 PTS (4.3 ppg); 5-13 FG (.385); 2-6 3PT (.333); 9 REB; 4 AST.

- Played a career high 35 minutes against Rutgers after Burton went down. Drained a career best two triples to tie his career high of eight points.

3 MARKUS BURTON

JUNIOR | GUARD

@markusburtonn @markussburton

Height	6-0
Eligibility	Junior
Hometown	Mishawaka, IN
Previous	Penn High

Season Highs

Pts ..... **25** vs Bellarmine, 11/19/25
Rebs ..... **7** vs Houston 11/26/25
FGM ..... **10** vs Bellarmine, 11/19/25
FGA ..... **19** vs Eastern Illinois, 11/11/25
3FGM ..... **2,3x** last vs Rutgers, 11/25/25
3FGA ..... **6** vs Eastern Illinois, 11/11/25
FTM ..... **8, 2x** last at Ohio St, 11/16/25
FTA ..... **9, 2x** last at Ohio St, 11/16/25
Ast ..... **5, 2x** last vs Houston, 11/26/25
Blk ..... **1** vs Eastern Illinois, 11/11/25
Stl ..... **4** vs Detroit Mercy, 11/7/25

Double Figure Scoring 8
20+ Point Games 5
30+ Point Games 0
Double-Figure Rebounds 0
Double-Doubles 0

Career Highs

Pts ..... **43** vs Cal, 3/8/25
Rebs ..... **9, 2x** last vs North Dakota, 11/19/24
FGM ..... **13, 2x** last vs Cal, 3/8/25
FGA ..... **29** at Boston College, 2/12/25
3FGM ..... **4, 5x** last vs Cal, 3/8/25
3FGA ..... **9** vs Miami, 1/24/24
FTM ..... **13** vs Cal, 3/8/25
FTA ..... **17** vs Cal, 3/8/25
Ast ..... **8, 4x** last vs Buffalo, 11/11/24
Blk ..... **1, 10x** last vs Eastern Illinois, 11/11/25
Stl ..... **6** vs. Virginia Tech, 2/10/24

Double Figure Scoring 61
20+ Point Games 33
30+ Point Games 4
40+ Point Games 1
Double-Figure Rebounds 0
Double-Doubles 0

2024-25 GAME-BY-GAME

				Total		3-Pointers		Free throws		Rebounds										
Opponent	Date	GS	MIN	FG-FGA	PCT	3FG-3FGA	PCT	FT-FTA	PCT	OFF	DEF	TOT	AVG	PF	A	TO	BLK	STL	PTS	AVG
LIU	11/03/2025	*	27:11	7-13	.538	2-4	.500	8-9	.889	1	0	1	1.0	4	1	4	0	0	24	24.0
Detroit Mercy	11/07/2025	*	17:46	4-8	.500	1-2	.500	4-5	.800	0	3	3	2.0	4	2	1	0	4	13	18.5
Eastern Ill.	11/11/2025	*	38:18	8-19	.421	1-6	.167	4-4	1.000	0	0	0	1.3	2	3	1	1	2	21	19.3
at Ohio St.	11/16/2025	*	29:48	3-14	.214	0-1	.000	8-9	.889	0	2	2	1.5	3	1	4	0	1	14	18.0
Bellarmine	11/19/2025	*	31:00	10-13	.769	2-4	.500	3-3	1.000	0	1	1	1.4	4	4	2	0	1	25	19.4
vs Kansas	11/24/2025	*	34:39	9-18	.500	0-3	.000	6-6	1.000	1	2	3	1.7	2	1	3	0	3	24	20.2
vs Rutgers	11/25/2025	*	33:58	9-13	.692	2-4	.500	1-1	1.000	2	4	6	2.3	3	5	6	0	3	21	20.3
vs Houston	11/26/2025	*	40:00	6-14	.429	1-4	.250	6-7	.857	1	6	7	2.9	4	5	3	0	0	19	20.1
Totals		**8**	**252:40**	**56-112**	**.500**	**9-28**	**.321**	**40-44**	**.909**	**5**	**18**	**23**	**2.9**	**26**	**22**	**24**	**1**	**14**	**161**	**20.1**

Player Averages

Games Played	Minutes/ game	Points/ game	FG Pct	3FG Pct	FT Pct	Rebounds/ game	Assists/ game	Turnovers/ game	Assist/Turnover ratio	Steals/ game	Blocks/ game
8	31.6	20.1	50.0	32.1	90.9	2.9	2.8	3.0	0.9	1.8	0.1

CAREER STATS

				Field Goals		3-Point		F-Throws		Rebounds									Scoring	
SEASON	TEAM	GP-GS	MIN/AVG	FG-FGA	FG%	3FG-3FGA	3FG%	FT-FTA	FT%	OFF	DEF	TOT	AVG	PF-FO	A	TO	BLK	STL	PTS	AVG
2023-24	ND	33-33	1114/33.7	210-499	.421	42-140	.300	115-140	.821	21	89	110	3.3	95-0	143	123	7	63	577	17.5
2024-25	ND	26-25	876/33.7	194-439	.442	48-128	.375	117-138	.848	7	87	94	3.6	62-1	79	70	2	44	553	21.3
2025-26	ND	8-8	253/31.6	56-112	.500	9-28	.321	40-44	.909	5	18	23	2.9	26-0	22	24	1	14	161	20.1
TOTAL		**67-66**	**2242/33.5**	**460-1050**	**.438**	**99-296**	**.334**	**272-322**	**.845**	**33**	**194**	**227**	**3.4**	**183-1**	**244**	**217**	**10**	**121**	**1291**	**19.3**

Awards

2025-26

Preaseason First Team All-ACC // Naismith Trophy Watch List // Bob Cousy Award Watch List // Wooden Award Watch List

2024-25

NABC Great Lakes Second Team All-District // Associated Press First Team All-ACC // Second Team All-ACC // ACC Player of the Week (March 10) // Naismith Trophy College Player of the Year Watch List // Naismith Starting 5 - Bob Cousy PG of the Year Watch List // Preseason All-ACC First Team

Junior Season (2025-26)

- Burton's 19.3 career average ranks 12th amongst active players.

- Averaging 20.1 ppg on the season which ranks 40th in the country & 6th in the ACC.

- Five 20+ point games in the first 8 games. Has yet to score under 13 points.

- Averaged a team best 21.3 ppg in Vegas on 24-45 (.533) shooting. Nearly perfect 13-14 from the stripe.

- Burton's 24 points against Kansas tied for the most by an opponent against the Jayhawks this season.

- An efficient game: 10-13 FG for 25 points in win over Bellarmine.

- Shooting 57.1% in the paint - 14.9% above the D1 average.

- Around the rim he's 27-39 (.692). Overall from two he's 56.0%. .

- Is 40-44 (.909) from the FT line to start the year. An improved percentage from last year. Ranks 4th in the ACC.

- Team best 4 steals vs Detroit Mercy to go with his 13 pts.

Sophomore Season (2024-25)

- Exited the Rutgers game on Nov. 26 with a knee injury and missed 7 games. Made his return to the court against UNC on Jan. 4 with a gutsy performance of 23 points in 23 minutes.

- Last 4 games of regular season - 31.5 ppg on 46.9% shooting, 11-22 (.500) from three & 39-46 (.848) from the line. Also averaged 4.3 rpg, 3.8 apg and 1.3 spg.

- Produced 5 straight games of 20+ points in January - first time an Irish player had done so since Ben Hansbrough in February of 2011. Did it again at end of reg. season. **Ultimately produced 20+ points in 15 of 20 games since he returned on Jan. 4.**

- Averaged 23.5 ppg in league play which led all ACC players.

- His 21.3 season average ranked 5th nationally. The last Irish player to average 20+ points in a season was Luke Harangody (21.8 ppg) in the 2009-10 season.

- Burton joined David Rivers as the only Irish players to average 20+ points and 3+ assists in a season. He averaged a team best 3.0 apg.

- A career high 43 points in 4OT thriller over Cal on March 8, with 21 points coming in the overtime periods in which he was 6-9 from the field and 4-4 from three. Burton's 43 points were the most by an Irish player in an ACC game and most by an ND player of any game since Adrian Dantley recorded 49 against Air Force on Feb. 10, 1975.

- HIs 423 points in ACC play broke the program record he set last season. He now boasts 722 career ACC points which already ranks him fifth all-time.

- Worked hard on this three-ball, going from 30.0% as a freshman to 37.5% as a sophomore.

- ACC Play Ranks -- 1st in Scoring (23.5), 8th in Steals (1.6), 10th in FT% (.855), 7th in 3PT/Game (2.2), 11th in FG% (.445).

- Crossed over the 1,000-point milestone at Clemson on Feb. 26. Became the 7th fastest Irish player to reach 1,000, accomplishing the feat in 54 games. Also became the program's 68th player to do so, moving ND into 4th place for most 1,000 points scorers behind UNC, Duke, Louisvil

- Shot 46.9% from two-point range => 44.6% from the



5 COLE CERTA

SOPHOMORE | GUARD

@colecerta @ColeCerta

Height	6-5
Eligibility	Sophomore
Hometown	Le Roy, IL
Previous	IMG Academy

Season Highs

Pts ..... **22** vs LIU, 11/3/25
Rebs ..... **4** vs LIU, 11/3/25
FGM ..... **6** vs LIU, 11/3/25
FGA ..... **10** vs LIU, 11/3/25
3FGM ..... **6** vs LIU, 11/3/25
3FGA ..... **9** vs LIU, 11/3/25
FTM ..... **6** vs Bellarmine, 11/19/25
FTA ..... **6** vs Bellarmine, 11/19/25
Ast ..... **2** vs LIU, 11/3/25
Blk .....
Stl ..... **1, 2x** last vs Houston, 11/26/25

Double Figure Scoring 2
20+ Point Games 1
Double-Figure Rebounds 0
Double-Doubles 0

Career Highs

Pts ..... **22** vs LIU, 11/3/25
Rebs ..... **4** vs LIU, 11/3/25
FGM ..... **6** vs LIU, 11/3/25
FGA ..... **10** vs LIU, 11/3/25
3FGM ..... **6** vs LIU, 11/3/25
3FGA ..... **9** vs LIU, 11/3/25
FTM ..... **6** vs Bellarmine, 11/19/25
FTA ..... **6** vs Bellarmine, 11/19/25
Ast ..... **2, 2x** last vs LIU, 11/3/25
Blk ..... **1** at Clemson, 2/26/25
Stl ..... **1, 2x** last vs Houston, 11/26/25

Double Figure Scoring 3
20+ Point Games 1
Double-Figure Rebounds 0
Double-Doubles 0

2024-25 GAME-BY-GAME

				Total		3-Pointers		Free throws		Rebounds										
Opponent	**Date**	**GS**	**MIN**	**FG-FGA**	**PCT**	**3FG-3FGA**	**PCT**	**FT-FTA**	**PCT**	**OFF**	**DEF**	**TOT**	**AVG**	**PF**	**A**	**TO**	**BLK**	**STL**	**PTS**	**AVG**
LIU	11/03/2025		24:59	6-10	.600	6-9	.667	4-4	1.000	2	2	4	4.0	2	2	2	0	0	22	22.0
Detroit Mercy	11/07/2025		20:56	2-8	.250	2-7	.286	0-0	.000	0	0	0	2.0	1	1	0	0	0	6	14.0
Eastern Ill.	11/11/2025		08:17	0-3	.000	0-3	.000	0-0	.000	0	0	0	1.3	0	0	0	0	0	0	9.3
at Ohio St.	11/16/2025		07:49	0-0	.000	0-0	.000	0-0	.000	0	0	0	1.0	0	0	0	0	0	0	7.0
Bellarmine	11/19/2025		20:09	2-5	.400	2-5	.400	6-6	1.000	1	1	2	1.2	2	1	2	0	0	12	8.0
vs Kansas	11/24/2025		21:19	1-5	.200	1-5	.200	2-2	1.000	0	1	1	1.2	0	1	0	0	1	5	7.5
vs Rutgers	11/25/2025		10:30	0-4	.000	0-3	.000	0-0	.000	0	1	1	1.1	1	1	0	0	0	0	6.4
vs Houston	11/26/2025		20:11	2-6	.333	2-6	.333	2-2	1.000	0	3	3	1.4	4	1	0	0	1	8	6.6
Totals		**0**	**134:10**	**13-41**	**.317**	**13-38**	**.342**	**14-14**	**1.000**	**3**	**8**	**11**	**1.4**	**10**	**7**	**4**	**0**	**2**	**53**	**6.6**

Player Averages

Games Played	Minutes/ game	Points/ game	FG Pct	3FG Pct	FT Pct	Rebounds/ game	Assists/ game	Turnovers/ game	Assist/Turnover ratio	Steals/ game	Blocks/ game
8	16.8	6.6	31.7	34.2	100.0	1.4	0.9	0.5	1.8	0.3	0.0

CAREER STATS

				Field Goals		3-Point		F-Throws		Rebounds									Scoring	
SEASON	**TEAM**	**GP-GS**	**MIN/AVG**	**FG-FGA**	**FG%**	**3FG-3FGA**	**3FG%**	**FT-FTA**	**FT%**	**OFF**	**DEF**	**TOT**	**AVG**	**PF-FO**	**A**	**TO**	**BLK**	**STL**	**PTS**	**AVG**
2024-25	ND	18-0	145/8.0	12-40	.300	10-36	.278	11-12	.917	1	3	4	0.2	12-0	5	6	1	0	45	2.5
2025-26	ND	8-0	134/16.8	13-41	.317	13-38	.342	14-14	1.000	3	8	11	1.4	10-0	7	4	0	2	53	6.6
TOTAL		**26-0**	**279/10.7**	**25-81**	**.309**	**23-74**	**.311**	**25-26**	**.962**	**4**	**11**	**15**	**0.6**	**22-0**	**12**	**10**	**1**	**2**	**98**	**3.8**

Sophomore Season (2025-26)

- Played in all 8 games, averaging 16.8 minutes - doubled from last season.

- Hit a pair of threes against #2 Houston, finishing with 8 points, 3 rebounds, 1 assist & 1 steal.

- Back in double figures in Bellarmine win. Certa produced 12 points with 2 triples and a 6-6 FT day.

- Player of the Game in the opening win over LIU, going off for a career high 22 points. He drained 6-9 from three-point range.

- Currently 13-38 from three, 34.2%

- A perfect 14-14 from the FT line.

Freshman Season (2024-25)

- Played in 18-of-33 games, averaging 8.0 min.

- Converted two clutch free throws with four seconds left in the 112-10 4OT win over Cal.

- Another hero moment for Certa vs. Stanford on March 5. Down one with 18 seconds left, Certa drained a corner three right in front his bench for the eventual 56-54 win.

- Tallied 8 points over 12 minutes at Wake Forest on March 1. Certa was 2-5 from beyond the arc.

- Feb. 22 - a 76-72 win over Pitt - Will forever be known as the Cole Certa game. Certa recorded all 12 of his points in the 2nd half but it all stemmed from a 125-second period in which he drained 3 triples.

- Had one of the most incredible threes of the season at BC on Feb. 12 as his near half-court heave found nothing but.

- Saw game action for the first time in over a month at Florida State (2/4). Played in back-to-back games with time vs. Virginia Tech (2/8), scoring a basket in the final minute.

- Earned his first collegiate points and first three in win over Le Moyne on Dec. 22. Finished with 5 points.

6 BRADY KOEHLER

FRESHMAN | FORWARD

@brady__koehler @BradyKoehler3

Height	6-10
Eligibility	Freshman
Hometown	Fishers, IN
Previous	Cathedral High

Season Highs

Pts ..... **10** vs Detroit Mercy, 11/7/25
Rebs ..... **4** vs Detroit Mercy, 11/7/25
FGM ..... **4** vs Detroit Mercy, 11/7/25
FGA ..... **6** vs Detroit Mercy, 11/7/25
3FGM ..... **2** vs Detroit Mercy, 11/7/25
3FGA ..... **4** vs Detroit Mercy, 11/7/25
FTM ..... **1** vs LIU, 11/3/25
FTA ..... **2** vs LIU, 11/3/25
Ast ..... **1** vs LIU, 11/3/25
Blk ..... **1** vs Detroit Mercy, 11/7/25
Stl .....

Double Figure Scoring 1
20+ Point Games 0
Double-Figure Rebounds 0
Double-Doubles 0

Career Highs

Pts ..... **10** vs Detroit Mercy, 11/7/25
Rebs ..... **4** vs Detroit Mercy, 11/7/25
FGM ..... **4** vs Detroit Mercy, 11/7/25
FGA ..... **6** vs Detroit Mercy, 11/7/25
3FGM ..... **2** vs Detroit Mercy, 11/7/25
3FGA ..... **4** vs Detroit Mercy, 11/7/25
FTM ..... **1** vs LIU, 11/3/25
FTA ..... **2** vs LIU, 11/3/25
Ast ..... **1** vs LIU, 11/3/25
Blk ..... **1** vs Detroit Mercy, 11/7/25
Stl .....

Double Figure Scoring 1
20+ Point Games 0
Double-Figure Rebounds 0
Double-Doubles 0

2025-26 GAME-BY-GAME

				Total		3-Pointers		Free throws		Rebounds										
Opponent	Date	GS	MIN	FG-FGA	PCT	3FG-3FGA	PCT	FT-FTA	PCT	OFF	DEF	TOT	AVG	PF	A	TO	BLK	STL	PTS	AVG
LIU	11/03/2025		06:20	0-1	.000	0-1	.000	1-2	.500	0	2	2	2.0	2	1	0	0	0	1	1.0
Detroit Mercy	11/07/2025		14:32	4-6	.667	2-4	.500	0-0	.000	1	3	4	3.0	3	0	1	1	0	10	5.5
Eastern Ill.	11/11/2025		02:46	0-0	.000	0-0	.000	0-0	.000	0	0	0	2.0	0	0	0	0	0	0	3.7
at Ohio St.	11/16/2025		07:12	0-0	.000	0-0	.000	0-0	.000	0	2	2	2.0	0	0	0	0	0	0	2.8
Bellarmine	11/19/2025		13:02	2-3	.667	0-1	.000	0-0	.000	1	2	3	2.2	3	0	1	0	0	4	3.0
vs Kansas	11/24/2025		04:22	0-0	.000	0-0	.000	0-0	.000	0	0	0	1.8	0	0	0	0	0	0	2.5
vs Rutgers	11/25/2025		03:25	1-3	.333	1-2	.500	0-0	.000	1	0	1	1.7	0	0	0	0	0	3	2.6
Totals		**0**	**51:39**	**7-13**	**.538**	**3-8**	**.375**	**1-2**	**.500**	**3**	**9**	**12**	**1.7**	**8**	**1**	**2**	**1**	**0**	**18**	**2.6**

Player Averages

Games Played	Minutes/ game	Points/ game	FG Pct	3FG Pct	FT Pct	Rebounds/ game	Assists/ game	Turnovers/ game	Assist/Turnover ratio	Steals/ game	Blocks/ game
7	7.4	2.6	53.8	37.5	50.0	1.7	0.1	0.3	0.5	0.0	0.1

CAREER STATS

				Field Goals		3-Point		F-Throws		Rebounds									Scoring	
SEASON	TEAM	GP-GS	MIN/AVG	FG-FGA	FG%	3FG-3FGA	3FG%	FT-FTA	FT%	OFF	DEF	TOT	AVG	PF-FO	A	TO	BLK	STL	PTS	AVG
2025-26	ND	7-0	52/7.4	7-13	.538	3-8	.375	1-2	.500	3	9	12	1.7	8-0	1	2	1	0	18	2.6
TOTAL		**7-0**	**52/7.4**	**7-13**	**.538**	**3-8**	**.375**	**1-2**	**.500**	**3**	**9**	**12**	**1.7**	**8-0**	**1**	**2**	**1**	**0**	**18**	**2.6**

Freshman Season (2025-26)

- Seen minutes in 7-of-8 games, averaging 7.4 off the bench.

- He's 4-5 from two-point range.

- Drained a three in the win over Rutgers in Vegas.

- First collegiate double digit scoring performance in game 2 vs. Detroit Mercy. Koehler dropped 10 pts on 4-6 shooting.

Prep Career

- A consensus top-100 recruit. Finished with an ESPN national ranking of 82

- Attended Coach Shrewsberry's former high school in Cathedral.

- 2025 AP Indiana Boys Basketball All-State First Team

- 2025 IBCA Senior Supreme 15 All-State

- 2025 Indiana All-Star selection

- 2025 Midwest Challenge participant on Team Indiana

- As a senior, Koehler averaged 16.3 points, 6.6 rebounds, 3.0 assists, 2.0 steals and 2.0 blocks

- Averaged 15.5 points, 6.5 rebounds and 2.3 blocks per game in his junior season. In addition, he shot 38.6 percent (32-for-83) from beyond the arc.

- Named 2024 Indiana Junior All-Star.

- Koehler and Jalen Haralson are no strangers to each other for they were teammates on the Indy Heat 17U EYBL squad.

7 RYDER FROST

FRESHMAN | FORWARD

@ryderfrost @RyderFrost7

Height	6-7
Eligibility	Freshman
Hometown	Beverly, MA
Previous	Phillips Exeter Academy

Season Highs

Pts ..... **15** vs LIU, 11/3/25
Rebs ..... **3** vs Houston, 11/26/25
FGM ..... **5** vs LIU, 11/3/25
FGA ..... **8** vs Houston, 11/26/25
3FGM ..... **4** vs LIU, 11/3/25
3FGA ..... **7** vs Houston, 11/26/25
FTM ..... **2** vs Detroit Mercy, 11/7/25
FTA ..... **2, 2x** last vs Detroit Mercy, 11/7/25
Ast ..... **1, 2x** last vs Houston, 11/26/25
Blk .....
Stl ..... **1** vs Detroit Mercy, 11/7/25

Double Figure Scoring 2
20+ Point Games 0
Double-Figure Rebounds 0
Double-Doubles 0

Career Highs

Pts ..... **15** vs LIU, 11/3/25
Rebs ..... **3** vs Houston, 11/26/25
FGM ..... **5** vs LIU, 11/3/25
FGA ..... **8** vs Houston, 11/26/25
3FGM ..... **4** vs LIU, 11/3/25
3FGA ..... **7** vs Houston, 11/26/25
FTM ..... **2** vs Detroit Mercy, 11/7/25
FTA ..... **2, 2x** last vs Detroit Mercy, 11/7/25
Ast ..... **1, 2x** last vs Houston, 11/26/25
Blk .....
Stl ..... **1** vs Detroit Mercy, 11/7/25

Double Figure Scoring 2
20+ Point Games 0
Double-Figure Rebounds 0
Double-Doubles 0

2025-26 GAME-BY-GAME

				Total		3-Pointers		Free throws		Rebounds										
Opponent	**Date**	**GS**	**MIN**	**FG-FGA**	**PCT**	**3FG-3FGA**	**PCT**	**FT-FTA**	**PCT**	**OFF**	**DEF**	**TOT**	**AVG**	**PF**	**A**	**TO**	**BLK**	**STL**	**PTS**	**AVG**
LIU	11/03/2025		13:35	5-6	.833	4-5	.800	1-2	.500	1	1	2	2.0	1	1	0	0	0	15	15.0
Detroit Mercy	11/07/2025		13:08	3-6	.500	2-5	.400	2-2	1.000	0	1	1	1.5	1	0	1	0	1	10	12.5
Eastern Ill.	11/11/2025		03:33	0-1	.000	0-1	.000	0-0	.000	0	2	2	1.7	0	0	0	0	0	0	8.3
at Ohio St.	11/16/2025		01:42	0-1	.000	0-1	.000	0-0	.000	0	0	0	1.3	0	0	0	0	0	0	6.3
vs Kansas	11/24/2025		02:42	0-1	.000	0-1	.000	0-0	.000	0	0	0	1.0	0	0	0	0	0	0	5.0
vs Rutgers	11/25/2025		00:28	0-0	.000	0-0	.000	0-0	.000	0	0	0	0.8	0	0	0	0	0	0	4.2
vs Houston	11/26/2025		23:40	2-8	.250	1-7	.143	0-0	.000	1	2	3	1.1	0	1	0	0	0	5	4.3
Totals		**0**	**58:48**	**10-23**	**.435**	**7-20**	**.350**	**3-4**	**.750**	**2**	**6**	**8**	**1.1**	**2**	**2**	**1**	**0**	**1**	**30**	**4.3**

Player Averages

Games Played	Minutes/ game	Points/ game	FG Pct	3FG Pct	FT Pct	Rebounds/ game	Assists/ game	Turnovers/ game	Assist/Turnover ratio	Steals/ game	Blocks/ game
7	8.4	4.3	43.5	35.0	75.0	1.1	0.3	0.1	2.0	0.1	0.0

CAREER STATS

				Field Goals		3-Point		F-Throws		Rebounds									Scoring	
SEASON	**TEAM**	**GP-GS**	**MIN/AVG**	**FG-FGA**	**FG%**	**3FG-3FGA**	**3FG%**	**FT-FTA**	**FT%**	**OFF**	**DEF**	**TOT**	**AVG**	**PF-FO**	**A**	**TO**	**BLK**	**STL**	**PTS**	**AVG**
2025-26	ND	7-0	59/8.4	10-23	.435	7-20	.350	3-4	.750	2	6	8	1.1	2-0	2	1	0	1	30	4.3
TOTAL		**7-0**	**59/8.4**	**10-23**	**.435**	**7-20**	**.350**	**3-4**	**.750**	**2**	**6**	**8**	**1.1**	**2-0**	**2**	**1**	**0**	**1**	**30**	**4.3**

Freshman Season (2025-26)

- Seen action in 7 of 8 games. Averaging 4.3 ppg on 8.4 minutes per game.

- Earned significant minutes against #2 Houston in Vegas. Recorded 5 points, 3 rebounds, 1 assist.

- First two games: back-to-back double digit scoring games for the freshman despite not starting. Frost was a combined 8-12 from the field and 6-10 from beyond the arc.

- One of the breakout performers in game one, scoring all of his 15 points in the 2nd half. Frost didn't miss in the half, going 4-4 from deep, 5-5 from the field.

Prep Career

- Consensus top-100 recruit nationally. Ranked 79th by ESPN

- 2025 Capital Classic participant with the United States All-Stars – earned team MVP after recording 18 points behind 6-8 shooting from three.

- Finished in the top-10 17U leaders in Box Plus-Minus from AAU at 10.9.

- Landed on Paul Biancardi's 2025 top shot-makers list.

- Averaged 21.6 points, 7.7 rebounds and 3.2 assists per game in his junior season as he led Phillips Exeter to a NEPSAC Class A championship.

- Frost made nearly 44 percent of his 201 three-point attempts.

- Ultimately named the 2024 NEPSAC Class A Player of the Year.

- Played on the Under Armour Association circuit in the summer of 2024 with 17U Middlesex Magic. He shot 48.0 percent from the field (98-of-204) and 45.2 percent from three (70-of-155), averaging 15.8 points, 5.4 rebounds and 1.8 assists in 18 games.

- His 45 percent clip from three-point range led the Under Armour circuit.

10 JALEN HARALSON

FRESHMAN | GUARD

@jalen.haralson @JalenHaralson3

Height	6-7
Eligibility	Freshman
Hometown	Anderson, IN
Previous	La Lumiere

Season Highs

Pts ..... **17** vs Eastern Illinois, 11/11/25
Rebs ..... **5, 2x** last vs Kansas, 11/24/25
FGM ..... **6, 3x** last vs Rutgers, 11/25/25
FGA ..... **14** vs Kansas, 11/24/25
3FGM .....
3FGA ..... **2, 2x** last vs Kansas, 11/24/25
FTM ..... **6** vs Houston, 11/26/25
FTA ..... **9** vs Bellarmine, 11/19/25
Ast ..... **5** vs Bellarmine, 11/19/25
Blk ..... **1, 3x** last vs Houston, 11/26/25
Stl ..... **2** at Ohio St, 11/16/25

Double Figure Scoring 6
20+ Point Games 0
Double-Figure Rebounds 0
Double-Doubles 0

Career Highs

Pts ..... **17** vs Eastern Illinois, 11/11/25
Rebs ..... **5, 2x** last vs Kansas, 11/24/25
FGM ..... **6, 3x** last vs Rutgers, 11/25/25
FGA ..... **14** vs Kansas, 11/24/25
3FGM .....
3FGA ..... **2, 2x** last vs Kansas, 11/24/25
FTM ..... **6** vs Houston, 11/26/25
FTA ..... **9** vs Bellarmine, 11/19/25
Ast ..... **5** vs Bellarmine, 11/19/25
Blk ..... **1, 3x** last vs Houston, 11/26/25
Stl ..... **2** at Ohio St, 11/16/25

Double Figure Scoring 6
20+ Point Games 0
Double-Figure Rebounds 0
Double-Doubles 0

2025-26 GAME-BY-GAME

				Total		3-Pointers		Free throws		Rebounds										
Opponent	Date	GS	MIN	FG-FGA	PCT	3FG-3FGA	PCT	FT-FTA	PCT	OFF	DEF	TOT	AVG	PF	A	TO	BLK	STL	PTS	AVG
LIU	11/03/2025	*	12:23	2-7	.286	0-1	.000	0-1	.000	0	3	3	3.0	1	0	4	0	0	4	4.0
Eastern Ill.	11/11/2025		25:37	6-6	1.000	0-0	.000	5-6	.833	1	4	5	4.0	3	3	2	0	1	17	10.5
at Ohio St.	11/16/2025		26:18	5-10	.500	0-0	.000	3-3	1.000	0	2	2	3.3	3	3	3	1	2	13	11.3
Bellarmine	11/19/2025	*	29:57	6-12	.500	0-2	.000	4-9	.444	3	1	4	3.5	2	5	1	0	0	16	12.5
vs Kansas	11/24/2025	*	24:54	5-14	.357	0-2	.000	3-5	.600	3	2	5	3.8	3	1	1	1	0	13	12.6
vs Rutgers	11/25/2025	*	28:31	6-12	.500	0-0	.000	3-4	.750	0	1	1	3.3	4	1	1	0	1	15	13.0
vs Houston	11/26/2025	*	22:19	4-8	.500	0-1	.000	6-8	.750	1	1	2	3.1	0	0	1	1	0	14	13.1
Totals		**5**	**169:59**	**34-69**	**.493**	**0-6**	**.000**	**24-36**	**.667**	**8**	**14**	**22**	**3.1**	**16**	**13**	**13**	**3**	**4**	**92**	**13.1**

Player Averages

Games Played	Minutes/ game	Points/ game	FG Pct	3FG Pct	FT Pct	Rebounds/ game	Assists/ game	Turnovers/ game	Assist/Turnover ratio	Steals/ game	Blocks/ game
7	24.3	13.1	49.3	0.0	66.7	3.1	1.9	1.9	1.0	0.6	0.4

CAREER STATS

				Field Goals		3-Point		F-Throws		Rebounds									Scoring	
SEASON	TEAM	GP-GS	MIN/AVG	FG-FGA	FG%	3FG-3FGA	3FG%	FT-FTA	FT%	OFF	DEF	TOT	AVG	PF-FO	A	TO	BLK	STL	PTS	AVG
2025-26	ND	7-5	170/24.3	34-69	.493	0-6	.000	24-36	.667	8	14	22	3.1	16-0	13	13	3	4	92	13.1
TOTAL		**7-5**	**170/24.3**	**34-69**	**.493**	**0-6**	**.000**	**24-36**	**.667**	**8**	**14**	**22**	**3.1**	**16-0**	**13**	**13**	**3**	**4**	**92**	**13.1**

Freshman Season (2025-26)

- 5 starts, 7 games played, averaging 24.3 minutes. Missed game 2 due to concussion protocol.

- 6 straight games in double figures (includes Kansas & Houston), averaging 14.7 points in that span on 51.6% shooting.

- Strong attacker. He's converting an impressive 75.0% (24-32) around the rim.

- Shooting 54.0% overall from 2-point range.

- Averaged second most points in Vegas with 14.0 ppg. Haralson was 15-34 (.441) from the field.

- Bounced back in game 3 in impressive fashion, earning Coach Shrews' Fight Night Belt. Haralson dropped 17 points, with 13 coming in the 2nd half. Haralson was a perfect 6-6 from the field.

- Impressed with 13 points on 5-10 shooting at Ohio State (11/16). Team best 3 assists.

Prep Career

- Highest-rated prospect to commit to the Irish in the modern history of the program.

- A consensus five-star recruit and the top-ranked prospect in the state of Indiana. Finished with a top-20 recruit ranking by both ESPN and 247 Sports

- Became the 20th McDonald's All-American Game participant in program history and the first in the Shrewsberry Era

- 2025 Midwest Challenge – Team Indiana

- 2025 Naismith Midseason Team

- Averaged 21.2 points and 7.3 rebounds with the Indy Heat on the Nike EYBL circuit in the spring of 2024. He then followed that up with 16.6 ppg at the Nike Peach Jam in July

- Spent his first two years at Fishers High where he averaged 19.7 points, 6.2 rebounds and 2.7 assists in that time.

USA Basketball

- Member of the 2025 USA Men's Nike Hoop Summit team that defeated the World Select team 124-114 in OT

- Represented USA at the FIBA U17 World Cup in the summer of 2024. He averaged 11.1 points and 4.0 rebounds in seven games as the team ultimately won the gold medal.

11 BRAEDEN SHREWSBERRY

JUNIOR | GUARD

@braedenshrewsberry @BraedenShrews

Height	6-4
Eligibility	Junior
Hometown	Granger, IN
Previous	State College Area High

Season Highs

Pts ..... **19** vs Detroit Mercy, 11/7/25
Rebs ..... **4, 2x** last vs Bellarmine, 11/19/25
FGM ..... **6** vs Eastern Illinois, 11/11/25
FGA ..... **11** vs Rutgers, 11/25/25
3FGM ..... **6** vs Eastern Illinois, 11/11/25
3FGA ..... **9** vs Kansas, 11/24/25
FTM ..... **4** vs Detroit Mercy, 11/7/25
FTA ..... **4** vs Detroit Mercy, 11/7/25
Ast ..... **3, 2x** last vs Detroit Mercy, 11/7/25
Blk ..... **1** vs Bellarmine, 11/19/15
Stl ..... **1, 3x** last at Ohio St, 11/16/25

Double Figure Scoring 4
20+ Point Games 0
Double-Figure Rebounds 0
Double-Doubles 0

Career Highs

Pts ..... **25, 2x** last vs Syracuse, 12/7/24
Rebs ..... **7** at Florida St, 2/4/25
FGM ..... **8, 4x** last vs Dartmouth, 12/11/24
FGA ..... **20** vs Rutgers, 11/26/24
3FGM ..... **7** at Louisville, 2/21/24
3FGA ..... **13, 2x** last vs Houston, 11/27/24
FTM ..... **6** at Georgia Tech, 1/9/24
FTA ..... **6** at Georgia Tech, 1/9/24
Ast ..... **4, 2x** last at Duke, 1/11/25
Blk ..... **1, 6x** last vs Bellarmine, 11/19/25
Stl ..... **3, 2x** last vs Virginia Tech, 2/8/25

Double Figure Scoring 42
20+ Point Games 7
Double-Figure Rebounds 0
Double-Doubles 0

2024-25 GAME-BY-GAME

				Total		3-Pointers		Free throws		Rebounds										
Opponent	Date	GS	MIN	FG-FGA	PCT	3FG-3FGA	PCT	FT-FTA	PCT	OFF	DEF	TOT	AVG	PF	A	TO	BLK	STL	PTS	AVG
LIU	11/03/2025	*	18:29	1-4	.250	0-2	.000	0-0	.000	0	0	0	0.0	1	3	1	0	1	2	2.0
Detroit Mercy	11/07/2025	*	28:50	5-8	.625	5-8	.625	4-4	1.000	0	3	3	1.5	0	3	0	0	1	19	10.5
Eastern Ill.	11/11/2025	*	29:31	6-9	.667	6-8	.750	0-0	.000	0	2	2	1.7	0	2	0	0	0	18	13.0
at Ohio St.	11/16/2025	*	32:11	4-7	.571	2-3	.667	1-2	.500	0	4	4	2.3	1	0	2	0	1	11	12.5
Bellarmine	11/19/2025	*	28:56	2-5	.400	2-5	.400	1-2	.500	0	4	4	2.6	3	0	1	1	0	7	11.4
vs Kansas	11/24/2025	*	33:39	3-9	.333	3-9	.333	0-0	.000	0	2	2	2.5	1	1	0	0	0	9	11.0
vs Rutgers	11/25/2025	*	33:03	5-11	.455	3-6	.500	0-0	.000	0	2	2	2.4	1	1	1	0	0	13	11.3
vs Houston	11/26/2025	*	19:50	0-4	.000	0-4	.000	0-0	.000	0	2	2	2.4	2	0	0	0	0	0	9.9
Totals		**8**	**224:29**	**26-57**	**.456**	**21-45**	**.467**	**6-8**	**.750**	**0**	**19**	**19**	**2.4**	**9**	**10**	**5**	**1**	**3**	**79**	**9.9**

Player Averages

Games Played	Minutes/ game	Points/ game	FG Pct	3FG Pct	FT Pct	Rebounds/ game	Assists/ game	Turnovers/ game	Assist/Turnover ratio	Steals/ game	Blocks/ game
8	28.1	9.9	45.6	46.7	75.0	2.4	1.3	0.6	2.0	0.4	0.1

CAREER STATS

				Field Goals		3-Point		F-Throws		Rebounds									Scoring	
SEASON	TEAM	GP-GS	MIN/AVG	FG-FGA	FG%	3FG-3FGA	3FG%	FT-FTA	FT%	OFF	DEF	TOT	AVG	PF-FO	A	TO	BLK	STL	PTS	AVG
2023-24	ND	33-15	934/28.3	115-289	.398	78-210	.371	28-34	.824	4	78	82	2.5	31-0	29	38	1	16	336	10.2
2024-25	ND	26-26	900/34.6	129-312	.413	72-195	.369	34-41	.829	10	69	79	3.0	32-1	42	31	4	15	364	14.0
2025-26	ND	8-8	224/28.1	26-57	.456	21-45	.467	6-8	.750	0	19	19	2.4	9-0	10	5	1	3	79	9.9
TOTAL		**67-49**	**2058/30.7**	**270-658**	**.410**	**171-450**	**.380**	**68-83**	**.819**	**14**	**166**	**180**	**2.7**	**72-1**	**81**	**74**	**6**	**34**	**779**	**11.6**

Awards

2023-24

- ACC Rookie of the Week (Jan. 15, 2024)

Junior Season (2025-26)

- Started in all 8 games, averaging 28.1 min.

- Braeden is 46.7% from three - 4th in the ACC. He's converting 2.6 made threes per game - 9th in ACC.

- Averaged 7.3 points in Vegas.

- Effective% of 64.0 // True Shooting% - 65.3.

- Went 6-8 from three in win over EIU, totaling 18 pts. Was 5-6 from three in the 2nd half.

- Team high 19 points in win over Detroit Mercy. Got hot from three, draining 5-8.

- Co-led the team in assists with 3 in opening win over LIU.

Sophomore Season (2024-25)

- Missed the last 7 games of the season recovering from a lower-abdomen injury.

- Averaged 14.0 ppg, up from last year's 10.2. He shot 41.3%, up from last year's 39.8%.

- 2.8 threes/game (3rd in ACC), converting 36.9% from deep (3rd). Higher three ball numbers in ACC Play — 2.9 threes/ game (3rd in ACC) while hitting 40.0% from deep (5th).

- Shrewsberry's sweet spot? Corner threes – he was 45.5% (15-for-33).

- Converted 48.7% from two-point range. He shot 43.2% from midrange 2s, 44.9% from the paint and he's 16-24 from around the rim.

- Bounced back after 0-point game vs. VT with three strong performances before his injury. Braeden averaged 16.3 ppg in that span on 16-39 shooting (.410), plus 11-24 (.458) from three.

- Made three triples in the opening six minutes of the Louisville game on Feb. 16 and finished with 12 points.

- Back in one of his hometowns, Braeden dropped 16 points at Boston College (2/12) on 6-14 shooting.

- Braeden's three with 5:23 left kicked off a 13-0 run vs. Georgia Tech on Jan. 28. He also sealed the 71-68 victory with 3 critical free throws with less than 12 seconds left.

- Played hero in 69-64 win over Syracuse on Dec. 7. Tied his career high with 25 points on 6-11 shooting from three. Shrewsberry was clutch late, hitting a three with 3:27 left to put the Irish up 63-60, and again at 2:11 to push the Irish ahead 67-62.

- Players Era 3-game Stats — 49 PTS (16.3 ppg); 19-of-56 FG (.339); 9-33 3PT (.273)

- 22 points against Elon (11/22), draining five from deep. Also dished out a career high 4 assists.



12 GARRETT SUNDRA

SOPHOMORE | FORWARD

@garrettsundra @ GarrettSundra

Height	6-11
Eligibility	Sophomore
Hometown	Ashburn, VA
Previous	Paul VI Catholic

Season Highs

Pts ..... **9** vs Detroit Mercy, 11/7/25
Rebs ..... **5, 2x** last vs Eastern Illinois, 11/11/25
FGM ..... **4** vs Detroit Mercy, 11/7/25
FGA ..... **6, 2x** last vs Kansas, 11/24/25
3FGM ..... **1, 5x** last vs Rutgers, 11/25/25
3FGA ..... **3** vs LIU, 11/3/25
FTM .....
FTA .....
Ast ..... **1** vs Detroit Mercy, 11/7/25
Blk ..... **1, 2x** last vs Rutgers, 11/25/25
Stl ..... **1, 2x** last at Ohio St, 11/16/25

Double Figure Scoring 0
20+ Point Games 0
Double-Figure Rebounds 0
Double-Doubles 0

Career Highs

Pts ..... **11, 2x** last vs SMU, 2/19/25
Rebs ..... **8** vs Le Moyne, 12/22/24
FGM ..... **4, 2x** last vs Detroit Mercy, 11/7/25
FGA ..... **6** vs Detroit Mercy, 11/7/25
3FGM ..... **3** vs Creighton, 11/30/24
3FGA ..... **4** vs Creighton, 11/30/24
FTM ..... **3, 2x** last vs SMU, 2/19/25
FTA ..... **3, 2x** last vs SMU, 2/19/25
Ast ..... **2** at Florida St, 2/4/25
Blk ..... **1, 5x** last vs Rutgers, 11/25/25
Stl ..... **2** at Florida St, 2/4/25

Double Figure Scoring 2
20+ Point Games 0
Double-Figure Rebounds 0
Double-Doubles 0

2024-25 GAME-BY-GAME

				Total		3-Pointers		Free throws		Rebounds										
Opponent	Date	GS	MIN	FG-FGA	PCT	3FG-3FGA	PCT	FT-FTA	PCT	OFF	DEF	TOT	AVG	PF	A	TO	BLK	STL	PTS	AVG
LIU	11/03/2025	*	19:59	2-4	.500	1-3	.333	0-0	.000	1	1	2	2.0	4	0	1	0	1	5	5.0
Detroit Mercy	11/07/2025	*	19:43	4-6	.667	1-2	.500	0-0	.000	1	4	5	3.5	0	1	0	0	0	9	7.0
Eastern Ill.	11/11/2025	*	15:21	2-2	1.000	1-1	1.000	0-0	.000	2	3	5	4.0	2	0	0	0	0	5	6.3
at Ohio St.	11/16/2025	*	20:16	2-3	.667	1-2	.500	0-0	.000	0	2	2	3.5	4	0	0	0	1	5	6.0
Bellarmine	11/19/2025	*	09:43	0-0	.000	0-0	.000	0-0	.000	1	0	1	3.0	2	0	2	0	0	0	4.8
vs Kansas	11/24/2025	*	22:50	1-6	.167	0-2	.000	0-0	.000	2	1	3	3.0	1	0	0	1	0	2	4.3
vs Rutgers	11/25/2025		17:12	2-5	.400	1-2	.500	0-1	.000	1	3	4	3.1	2	0	0	1	0	5	4.4
vs Houston	11/26/2025	*	06:46	0-4	.000	0-2	.000	0-0	.000	0	1	1	2.9	0	0	0	0	0	0	3.9
Totals		**7**	**131:50**	**13-30**	**.433**	**5-14**	**.357**	**0-1**	**.000**	**8**	**15**	**23**	**2.9**	**15**	**1**	**3**	**2**	**2**	**31**	**3.9**

Player Averages

Games Played	Minutes/ game	Points/ game	FG Pct	3FG Pct	FT Pct	Rebounds/ game	Assists/ game	Turnovers/ game	Assist/Turnover ratio	Steals/ game	Blocks/ game
8	16.5	3.9	43.3	35.7	0.0	2.9	0.1	0.4	0.3	0.3	0.3

CAREER STATS

				Field Goals		3-Point		F-Throws		Rebounds									Scoring	
SEASON	TEAM	GP-GS	MIN/AVG	FG-FGA	FG%	3FG-3FGA	3FG%	FT-FTA	FT%	OFF	DEF	TOT	AVG	PF-FO	A	TO	BLK	STL	PTS	AVG
2024-25	ND	21-0	195/9.3	16-31	.516	8-20	.400	9-11	.818	11	21	32	1.5	19-0	7	8	3	4	49	2.3
2025-26	ND	8-7	132/16.5	13-30	.433	5-14	.357	0-1	.000	8	15	23	2.9	15-0	1	3	2	2	31	3.9
TOTAL		**29-7**	**327/11.3**	**29-61**	**.475**	**13-34**	**.382**	**9-12**	**.750**	**19**	**36**	**55**	**1.9**	**34-0**	**8**	**11**	**5**	**6**	**80**	**2.8**

Sophomore Season (2025-26)

- Started in 7 of 8 games, averaging 16.5 minutes (7 more mpg than last season).

- Limited shooting sample but efficient when he pulls the trigger, shooting 50.0% from two. He's shooting 43.3% overall.

- He's 5-11 (.455) from Above Break 3's.

- Coach has praised his dependability in the starting lineup. A glue player.

Freshman Season (2024-25)

- Saw action in 21-of-33 games & averaged 9.3 min.

- Averaged 2.3 points and 1.5 rebounds.

- Shot 53.3 percent from the field overall.

- Converted 72.7 percent from two-point range.

- Sundra was 8-20 (.400) from three.

- Tied his career high of 11 points vs. SMU on Feb. 19. Sundra shot 3-4 overall, 2-3 from deep and 3-3 from the FT line.

- Saw significant time at Florida State (2/4) and responded with a 3-5 shooting day (2-3 from three) for 8 points.

- The box score may not show it, but Garrett stepped up and played 18 minutes against UNC (2nd highest of the season), grabbing 4 rebounds and playing solid D.

- Came off the bench vs. Le Moyne (12/22) and grabbed a career high 8 rebounds.

- Played his first significant minutes against #21/19 Creighton and Sundra dedlivered. He recorded his first double-digit scoring effort with 11 points on 4-for-5 shooting (3-for-4 from three).

- Followed that with a career high 21 minutes at Georgia when tallied 5 points on 2-for-3 shooting.

Prep Career

Ranked 131st nationally by 247 Sports. ESPN has Sundra ranked 29th in his position and sixth overall in the state of Virginia.

Key contributor on a loaded Paul VI Catholic squad. In his senior year, Sundra captained a Panthers squad who achieved a 35-3 overall record and No. 1 ranking by MaxPreps.

Averaged 8.3 points, 6.8 rebounds, 2.3 assists and 2.0 steals per game.

As a junior, he helped Paul VI Catholic go 31-4 en route to a state title.

Competed on the Nike EYBL Circuit on Team Takeover. Won back-to-back Peach Jam championships.

Sundra showed off his touch in and around the paint on the EYBL Circuit, shooting 36-of-54 from two.

A four-star prospect by ESPN and top-100 overall recruit, Sundra ranked fifth in his state and 20th at his position.

He is the first Notre Dame scholarship player from the Commonwealth of Virginia.



13 SIR MOHAMMED

SOPHOMORE | GUARD

@sirmohammed13 @thesirmohammed

Height	6-6
Eligibility	Sophomore
Hometown	Charlotte, NC

Season Highs

Pts ..... **10** vs Detroit Mercy, 11/7/25
Rebs ..... **6** vs Detroit Mercy, 11/7/25
FGM ..... **4, 2x** last at Ohio St, 11/16/25
FGA ..... **9** vs Detroit Mercy, 11/7/25
3FGM ..... **1** vs LIU, 11/3/25
3FGA ..... **3** vs Eastern Illinois, 11/11/25
FTM ..... **2, 2x** vs Detroit Mercy, 11/7/25
FTA ..... **4, 2x** vs Detroit Mercy, 11/7/25
Ast ..... **6** vs Detroit Mercy, 11/7/25
Blk .....
Stl ..... **2, 2x** last vs Kansas, 11/24/25

Double Figure Scoring 1
20+ Point Games 0
Double-Figure Rebounds 0
Double-Doubles 0

Career Highs

Pts ..... **11** at Duke, 1/11/25
Rebs ..... **6, 2x** last vs Detroit Mercy, 11/7/25
FGM ..... **4, 2x** last at Ohio St, 11/16/25
FGA ..... **7, 5x** last vs UNC, 3/12/25
3FGM ..... **2** at Duke, 1/11/25
3FGA ..... **4** at Duke, 1/11/25
FTM ..... **2, 3x** last vs Detroit Mercy, 11/7/25
FTA ..... **4, 3x** last vs Detroit Mercy, 11/7/25
Ast ..... **6** vs Detroit Mercy, 11/7/25
Blk ..... **1, 3x** last vs Cal, 3/8/25
Stl ..... **3** at Syracuse, 1/18/25

Double Figure Scoring 2
20+ Point Games 0
Double-Figure Rebounds 0
Double-Doubles 0

2024-25 GAME-BY-GAME

				Total		3-Pointers		Free throws		Rebounds										
Opponent	Date	GS	MIN	FG-FGA	PCT	3FG-3FGA	PCT	FT-FTA	PCT	OFF	DEF	TOT	AVG	PF	A	TO	BLK	STL	PTS	AVG
LIU	11/03/2025		16:45	1-3	.333	1-2	.500	2-4	.500	0	1	1	1.0	2	1	3	0	1	5	5.0
Detroit Mercy	11/07/2025	*	22:58	4-9	.444	0-1	.000	2-4	.500	2	4	6	3.5	1	6	2	0	0	10	7.5
Eastern Ill.	11/11/2025	*	26:11	2-6	.333	0-3	.000	0-1	.000	2	3	5	4.0	2	2	1	0	0	4	6.3
at Ohio St.	11/16/2025	*	24:34	4-8	.500	0-2	.000	0-3	.000	0	2	2	3.5	3	2	1	0	0	8	6.8
Bellarmine	11/19/2025		17:43	0-1	.000	0-0	.000	0-0	.000	0	0	0	2.8	3	0	1	0	2	0	5.4
vs Kansas	11/24/2025		13:57	2-6	.333	0-1	.000	0-0	.000	1	4	5	3.2	0	0	0	0	2	4	5.2
vs Rutgers	11/25/2025	*	23:01	2-2	1.000	0-0	.000	2-2	1.000	1	3	4	3.3	0	3	5	0	1	6	5.3
vs Houston	11/26/2025		04:46	0-1	.000	0-0	.000	0-0	.000	0	1	1	3.0	1	0	1	0	0	0	4.6
Totals		**4**	**149:55**	**15-36**	**.417**	**1-9**	**.111**	**6-14**	**.429**	**6**	**18**	**24**	**3.0**	**12**	**14**	**14**	**0**	**6**	**37**	**4.6**

Player Averages

Games Played	Minutes/ game	Points/ game	FG Pct	3FG Pct	FT Pct	Rebounds/ game	Assists/ game	Turnovers/ game	Assist/Turnover ratio	Steals/ game	Blocks/ game
8	18.7	4.6	41.7	11.1	42.9	3.0	1.8	1.8	1.0	0.8	0.0

CAREER STATS

				Field Goals		3-Point		F-Throws		Rebounds									Scoring	
SEASON	TEAM	GP-GS	MIN/AVG	FG-FGA	FG%	3FG-3FGA	3FG%	FT-FTA	FT%	OFF	DEF	TOT	AVG	PF-FO	A	TO	BLK	STL	PTS	AVG
2024-25	ND	23-8	304/13.2	29-76	.382	5-29	.172	8-20	.400	20	23	43	1.9	25-0	23	24	3	13	71	3.1
2025-26	ND	8-4	150/18.7	15-36	.417	1-9	.111	6-14	.429	6	18	24	3.0	12-0	14	14	0	6	37	4.6
TOTAL		**31-12**	**454/14.6**	**44-112**	**.393**	**6-38**	**.158**	**14-34**	**.412**	**26**	**41**	**67**	**2.2**	**37-0**	**37**	**38**	**3**	**19**	**108**	**3.5**

Sophomore Season (2025-26)

- A dependable ball handler for Coach Shrews. Already averaging over 5 more minutes per game than last year with 4 starts this season.

- Attacked the paint at Ohio St (11/16), going 4-8 from the floor for 8 points.

- Was Coach's 'Fight Night' champ of game 2 - 10 points, a career high tying 6 rebounds & a new career best of 6 assists. Was just his 2nd career game in double figures.

- Sir will go strong to the rim - he's 57.1 percent (8-14) within 4.5 feet. He's 5-9 (.556) from the paint. Thus, shooting 51.9% overall from two.

Freshman Season (2024-25)

- Played in 23-of-33 gamees overall & averaged 13.2 minutes.

- On November 18, Sir Mohammed underwent successful surgery performed by Dr. Brian Ratigan for a lower-body injury. On Dec. 31 at Georgia Tech, he made his return.

- Started in 8 games. Shot 12-22 from two-point range in those games.

- Shot 51.1% from two-point range overall.

- Small sample size, but Sir was 14-19 (.737) from around the rim and drained 44.4% from the midrange.

- Was 3-5 from two and totaled 8 points vs. SMU on Feb. 19.

- Had his highest point total since Duke with 7 points vs. Louisville (Feb. 16) on 3-5 shooting.

- Sir had a great game at #4 Duke – earning his first double-digit scoring performance of his collegiate career with 11 points on 4-7 shooting.

Prep Career

- Ranked 43rd in the country by 247 Sports and 57th by ESPN. Part of three-player recruiting class that ranked 19th in the country by ESPN.

- Averaged 13.5 points, 6.5 rebounds, 5.0 assists and 2.3 steals in 20.5 minutes over 24 games as a senior.

- Led Myers Park to a 27-3 overall record with a 10-0 mark in conference play.

- 2024 Second-Team All-State // 2023 Second-Team All-State

- Shot 53 percent from the field, 38 percent from 3 and 62 percent from the free-throw line.

- Led Myers Park High to a 28-4 record, a national ranking and a 4A State championship title as a junior (first state championship game for Myers Park in more than 60 years).

- Averaged 13.5 points, 5.3 rebounds 4.9 assists and 1.9 steals.

- Played for Team Curry 17U on the Under Armour Next Circuit where he averaged 8.4 points and 4.3 assists in the summer of 2023.

- Son of former NBA power forward Nazr Mohammed

14 KEBBA NJIE

SENIOR | FORWARD

@_kebba	@_kebbanjie
Height	6-10
Eligibility	Senior
Hometown	Centerville, OH

Season Highs

Pts ..... **8** vs LIU, 11/3/25
Rebs ..... **6** vs Detroit Mercy, 11/7/25
FGM ..... **2, 2x** last vs Detroit Mercy, 11/7/25
FGA ..... **4** vs Detroit Mercy, 11/7/25
3FGM .....
3FGA .....
FTM ..... **4, 2x** last vs Bellarmine, 11/19/25
FTA ..... **4, 2x** last vs Bellarmine, 11/19/25
Ast ..... **1** vs Houston, 11/26/25
Blk ..... **1** vs Detroit Mercy, 11/7/25
Stl .....

Double Figure Scoring 0
20+ Point Games 0
Double-Figure Rebounds 0
Double-Doubles 0

Career Highs

Pts ..... **12, 2x** last vs Buffalo, 11/11/24
Rebs ..... **12** at Boston College, 2/12/25
FGM ..... **5, 3x** last at Wake Forest, 3/1/25
FGA ..... **8, 2x** last at Wake Forest, 3/1/25
3FGM ..... **1, 9x** last at Miami, 2/1/25
3FGA ..... **3** at Wake Forest, 3/1/25
FTM ..... **9** vs. Georgia Tech, 3/12/24
FTA ..... **10** vs. Georgia Tech, 3/12/24
Ast ..... **2, 10x** last vs Cal, 3/8/25
Blk ..... **4** vs Quinnipiac, 12/22/22
Stl ..... **3** vs Boston College, 1/13/2

Double Figure Scoring 8
20+ Point Games 0
Double-Figure Rebounds 5
Double-Doubles 1

2024-25 GAME-BY-GAME

				Total		3-Pointers		Free throws		Rebounds										
Opponent	Date	GS	MIN	FG-FGA	PCT	3FG-3FGA	PCT	FT-FTA	PCT	OFF	DEF	TOT	AVG	PF	A	TO	BLK	STL	PTS	AVG
LIU	11/03/2025		11:26	2-3	.667	0-0	.000	4-4	1.000	3	1	4	4.0	3	0	0	0	0	8	8.0
Detroit Mercy	11/07/2025		14:56	2-4	.500	0-0	.000	2-3	.667	1	5	6	5.0	3	0	0	1	0	6	7.0
Eastern Ill.	11/11/2025		09:12	1-1	1.000	0-0	.000	1-2	.500	1	3	4	4.7	1	0	3	0	0	3	5.7
at Ohio St.	11/16/2025		10:53	1-2	.500	0-1	.000	0-0	.000	1	2	3	4.3	2	0	0	0	0	2	4.8
Bellarmine	11/19/2025		07:35	0-1	.000	0-0	.000	4-4	1.000	0	2	2	3.8	1	0	1	0	0	4	4.6
vs Kansas	11/24/2025		10:53	0-0	.000	0-0	.000	2-2	1.000	0	3	3	3.7	2	0	1	0	0	2	4.2
vs Rutgers	11/25/2025		14:12	0-0	.000	0-0	.000	0-0	.000	0	3	3	3.6	1	0	1	0	0	0	3.6
vs Houston	11/26/2025		14:34	1-1	1.000	0-0	.000	0-1	.000	0	1	1	3.3	2	1	0	0	0	2	3.4
Totals		**0**	**93:41**	**7-12**	**.583**	**0-1**	**.000**	**13-16**	**.813**	**6**	**20**	**26**	**3.3**	**15**	**1**	**6**	**1**	**0**	**27**	**3.4**

Player Averages

Games Played	Minutes/ game	Points/ game	FG Pct	3FG Pct	FT Pct	Rebounds/ game	Assists/ game	Turnovers/ game	Assist/Turnover ratio	Steals/ game	Blocks/ game
8	11.7	3.4	58.3	0.0	81.3	3.3	0.1	0.8	0.2	0.0	0.1

CAREER STATS

				Field Goals		3-Point		F-Throws		Rebounds									Scoring	
SEASON	TEAM	GP-GS	MIN/AVG	FG-FGA	FG%	3FG-3FGA	3FG%	FT-FTA	FT%	OFF	DEF	TOT	AVG	PF-FO	A	TO	BLK	STL	PTS	AVG
2022-23	PSU	37-26	529/14.3	52-100	.520	1-5	.200	22-37	.595	39	89	128	3.5	76-0	17	33	17	6	127	3.4
2023-24	ND	29-27	703/24.3	37-99	.374	1-8	.125	51-67	.761	59	98	157	5.4	70-1	20	43	20	10	126	4.3
2024-25	ND	31-30	729/23.5	71-128	.555	7-19	.368	40-57	.702	67	115	182	5.9	71-0	14	41	18	13	189	6.1
2025-26	ND	8-0	94/11.7	7-12	.583	0-1	.000	13-16	.813	6	20	26	3.3	15-0	1	6	1	0	27	3.4
TOTAL FOR ND		**68-57**	**1526/22.4**	**115-239**	**.481**	**8-28**	**.286**	**104-140**	**.743**	**132**	**233**	**365**	**5.4**	**156-1**	**35**	**90**	**39**	**23**	**342**	**5.0**
TOTAL		**105-83**	**2055/19.6**	**167-339**	**.493**	**9-33**	**.273**	**126-177**	**.712**	**171**	**322**	**493**	**4.7**	**232-1**	**52**	**123**	**56**	**29**	**469**	**4.5**

Senior Season (2025-26)

- Limited sample size but shooting 58.3 percent from the field (7-12).

- Off to an 13-16 (.813) start from the FT line - a career best.

- Solid senior year debut with 8 points vs. LIU on 2-3 shooting, 4-4 from the line. Also grabbed 4 boards.

- Been with Coach Shrews for all four years, including his freshman year in which Penn St made the NCAA Tournament.

Junior Season (2024-25)

- Averaged 3.8 ppg in his first 2 seasons and averaged 6.1 ppg as a junior. Missed ACC Tourney game due to concussion protocol.

- Kebba shot a career-best 55.5% from the floor.

- Shot 58.7% from two-point range. Diving deeper, Kebba was 47-66 (.712) at the rim and 17-37 (.459) in the paint.

- His last 5 games – shot 70.6% from two.

- Led team in Reb/game (5.9) & Off. Reb/game (2.2) – latter ranked 15th in ACC.

- Averaged 5.8 ppg and 6.0 rpg in ACC games.

- 2.3 offensive reb/game in league play which ranked 13th.

- 4th game in double figures after recording 10 points on 5-8 shooting at Wake Forest on March 1.

- Came up big off the bench at Boston College (2/12) with not only a career-high 12 rebounds, but the game-winning putback. Njie finished with 7 points.

- Kebba entered the year with just four double-digit scoring performances to his name. He posted two in January which included his first career double-double at NC State on Jan. 8. Njie recorded 10 points and a career-high tying 11 rebounds.

- Flirted with another double-double in win over BC on Jan. 13, posting 11 points, 9 rebounds.

- In win over Syracuse on Dec. 7, Njie earned 9 points, 9 rebounds, plus a huge block down the stretch.

- Players Era 3-game Stats — 16 PTS (5.3 ppg), co-team best 18 REB (6.0 RPG)

- In game 2 vs. Buffalo, Njie tied his career high of 12 points with an efficient 5-for-7 from the field.

15 TOMMY AHNEMAN

FRESHMAN | CENTER

@tahneman	@TommyAhneman
Height	6-11
Eligibility	Freshman
Hometown	Fargo, ND
Previous	Cretin-Derham Hall

Season Highs

Pts	
Rebs	
FGM	
FGA	
3FGM	
3FGA	
FTM	
FTA	
Ast	
Blk	
Stl	
Double Figure Scoring	0
20+ Point Games	0
Double-Figure Rebounds	0
Double-Doubles	0

Career Highs

Pts	
Rebs	
FGM	
FGA	
3FGM	
3FGA	
FTM	
FTA	
Ast	
Blk	
Stl	
Double Figure Scoring	0
20+ Point Games	0
Double-Figure Rebounds	0
Double-Doubles	0

2025-26 GAME-BY-GAME

CAREER STATS

Freshman Season (2025-26)

- Is currently rehabbing from left knee surgery.

Prep Career

- Top-ranked prospect in the state of Minnesota and a consensus top-100 recruit.

- Transferred to Cretin-Derham for his senior year where he led them to a Section 4A Championship & a Class 4A State runner-up finish.

- Averaged 16.3 points, 10.6 rebounds, 3.2 assists, 1.3 steals and 1.7 blocks as a senior, earning All Suburban East Conference

- Earned over 1,000 career points.

- 2025 Battle of the Lakes participant.

- Prior to that, he was at Sheyenne High School in West Fargo, North Dakota, where he led his team to a Class 2A state title

- He dominated Fargo North in the state championship game with 28 points, 17 rebounds and two blocks in the 78-62 victory.

- Was named the 2024 Gatorade Player of the Year.

- Averaged 20.3 points, 13.3 rebounds, 2.2 blocks and 1.9 assists as a junior.

- Spring/Summer of 2024 – played in the Nike EYBL Champions 17U league where he averaged 20.7 points and 8.1 rebounds in 11 games with Howard Pulley.

33 CARSON TOWT
GRADUATE | FORWARD

@burke.chebuhar @BChebuhar

Height	6-8
Eligibility	Graduate
Hometown	Gilbert, AZ
Previous	Northern Arizona

Season Highs

Pts ..... **12** vs Bellarmine, 11/19/25
Rebs ..... **19** vs LIU, 11/3/25
FGM ..... **5** vs Detroit Mercy, 11/7/25
FGA ..... **7** vs Detroit Mercy, 11/7/25
3FGM .....
3FGA .....
FTM ..... **4** vs Bellarmine, 11/19/25
FTA ..... **6** vs Bellarmine, 11/19/25
Ast ..... **5** vs Detroit Mercy, 11/7/25
Blk ..... **2** vs Kansas, 11/24/25
Stl ..... **2** vs LIU, 11/3/25

Double Figure Scoring 2
20+ Point Games 0
Double-Figure Rebounds 6
Double-Doubles 2

Career Highs

Pts ..... **24** at Idaho St, 3/3/25
Rebs ..... **19, 4x** last vs LIU, 11/3/25
FGM ..... **11, 3x** vs. Queens, 3/23/25
FGA ..... **21** vs Queens, 3/23/25
3FGM .....
3FGA ..... **1** at Idaho St, 12/29/22
FTM ..... **5, 2x** last vs. Portland St, 2/11/23
FTA ..... **15** vs. Embry Riddle, 1/5/22
Ast ..... **11** vs Embry Riddle, 1/5/22
Blk ..... **3** last at Oral Roberts, 12/4/24
Stl ..... **5** vs. Park, 11/4/24

Double Figure Scoring 59
20+ Point Games 7
Double-Figure Rebounds 53
Double-Doubles 30

2024-25 GAME-BY-GAME

				Total		3-Pointers		Free throws		Rebounds										
Opponent	Date	GS	MIN	FG-FGA	PCT	3FG-3FGA	PCT	FT-FTA	PCT	OFF	DEF	TOT	AVG	PF	A	TO	BLK	STL	PTS	AVG
LIU	11/03/2025	*	28:40	1-4	.250	0-0	.000	0-0	.000	6	13	19	19.0	2	3	0	1	2	2	2.0
Detroit Mercy	11/07/2025	*	20:59	5-7	.714	0-0	.000	1-2	.500	4	6	10	14.5	1	5	1	0	1	11	6.5
Eastern Ill.	11/11/2025	*	24:24	2-6	.333	0-0	.000	1-2	.500	8	3	11	13.3	4	3	3	0	1	5	6.0
at Ohio St.	11/16/2025	*	29:07	4-5	.800	0-0	.000	0-3	.000	2	10	12	13.0	3	2	2	0	0	8	6.5
Bellarmine	11/19/2025	*	29:23	4-6	.667	0-0	.000	4-6	.667	3	8	11	12.6	2	0	2	0	0	12	7.6
vs Kansas	11/24/2025	*	27:32	1-4	.250	0-0	.000	0-0	.000	2	8	10	12.2	3	2	0	2	1	2	6.7
vs Rutgers	11/25/2025	*	24:22	1-3	.333	0-0	.000	0-0	.000	3	3	6	11.3	1	0	0	1	1	2	6.0
vs Houston	11/26/2025	*	25:26	0-0	.000	0-0	.000	2-3	.667	1	3	4	10.4	4	0	1	0	0	2	5.5
Totals		**8**	**209:53**	**18-35**	**.514**	**0-0**	**.000**	**8-16**	**.500**	**29**	**54**	**83**	**10.4**	**20**	**15**	**9**	**4**	**6**	**44**	**5.5**

Player Averages

Games Played	Minutes/ game	Points/ game	FG Pct	3FG Pct	FT Pct	Rebounds/ game	Assists/ game	Turnovers/ game	Assist/Turnover ratio	Steals/ game	Blocks/ game
8	26.2	5.5	51.4	0.0	50.0	10.4	1.9	1.1	1.7	0.8	0.5

CAREER STATS

				Field Goals		3-Point		F-Throws		Rebounds									Scoring	
SEASON	TEAM	GP-GS	MIN/AVG	FG-FGA	FG%	3FG-3FGA	3FG%	FT-FTA	FT%	OFF	DEF	TOT	AVG	PF-FO	A	TO	BLK	STL	PTS	AVG
2020-21	NAU	22-19	470/21.4	51-96	.531	0-0	.000	22-43	.512	38	63	101	4.6	73-5	28	30	13	10	124	5.6
2021-22	NAU	32-32	948/29.6	109-224	.487	0-0	.000	50-108	.463	94	186	280	8.8	100-4	119	63	10	18	268	8.4
2022-23	NAU	35-35	991/28.3	157-295	.532	0-1	.000	40-100	.400	113	161	274	7.8	114-4	106	65	10	20	354	10.1
2024-25	NAU	34-34	1146/33.7	199-350	.569	0-0	.000	55-145	.379	119	304	423	12.4	85-4	115	63	12	37	453	13.3
2025-26	ND	8-8	210/26.2	18-35	.514	0-0	.000	8-16	.500	29	54	83	10.4	20-0	15	9	4	6	44	5.5
TOTAL FOR ND		**8-8**	**210/26.2**	**18-35**	**.514**	**0-0**	**.000**	**8-16**	**.500**	**29**	**54**	**83**	**10.4**	**20-0**	**15**	**9**	**4**	**6**	**44**	**5.5**
TOTAL		**131-128**	**3765/28.7**	**534-1000**	**.534**	**0-1**	**.000**	**175-412**	**.425**	**393**	**768**	**1161**	**8.9**	**392-17**	**383**	**230**	**49**	**91**	**1243**	**9.5**

Career Awards

- 2025 Second Team All-Big Sky // 2025 Unanimous Big Sky All-Defensive Team // 2023 Big Sky All-Tournament Team // Four-time Golden Eagle Scholar-Athlete Award recipient // 2021 Big Sky All-Academic honoree

AT NOTRE DAME

Graduate Season (2025-26)

- Posted the best rebounding start to the season in the conference era (1995-on) with 6 straight games with double-digit rebounds.

- Averaging 10.4 rpg - ranks 18th nationally & 2nd in the ACC.

- 3.6 offensive rpg - 31st nationally, 3rd in the ACC.

- 6.6 defensive rpg - 27th nationally, 4th in the ACC.

- Earned his first ND double-double in game #2 with 11 points and 10 rebounds. Ultimately recorded two double-doubles in first five games.

- Set an Irish debut rebounding record with 19 boards vs. LIU. He is now the 16th different Irish player to reel in at least 19 rebounds in a game.

- 12-20 (.600) around the rim.

- His 6 offensive boards played a major role in the team's 21 second chance points vs LIU. Had a season best 8 o-boards vs Eastern Illinois which helped lead to 17 second-chance points.

- His 1,161 career rebounds leads all active players.

- He'll be the first Arizona native to ever suit up in an Irish uniform

AT NORTHERN ARIZONA

- Recorded 1,199 career points and 1,078 career rebounds across four seasons. He averaged 9.7 ppg and 8.8 rpg

Senior Season (2024-25)

- Led the nation in rebounding with 12.4 per game

- Set a Big Sky Conference single-season rebounding record, grabbing 423 rebounds across 34 games. The 423 rebounds led the country.

- Also led the country in defensive rebounds per game at 8.9

- Reeled in 3.5 offensive boards per game which ranked 14th nationally

- Became just the second-ever player in program history to record 1,000 rebounds, just before becoming the record holder while breaking the 63-year record that was set at 1,044 rebounds

- Was second on the team in scoring – he averaged 13.4 points per game

- Produced 20 double-doubles which ranked sixth in the nation

- Shot .569 overall from the field which ranked second in the Big Sky and 26th nationally

- Averaged 3.4 assists per game

- He snared a career-high 19 rebounds against Northern Colorado.

- Grabbed at least 10 rebounds in each of NAU's final five games

- At the end of last season his 1,078 career rebounds ranked 16th nationally amongst active players

34 MATT MACLELLAN

GRADUATE | FORWARD

@13mattmac @MatthewMacLell3

Height	6-9
Eligibility	Graduate
Hometown	Canton, MI
Prev. School	Madonna

Season Highs

Pts
Rebs
FGM
FGA
3FGM
3FGA
FTM
FTA
Ast ..... **1** vs Detroit Mercy, 11/7/25
Blk
Stl

Double Figure Scoring 0
20+ Point Games 0
Double-Figure Rebounds 0
Double-Doubles 0

Career Highs

Pts ..... **22, 2x** last at Indiana Tech, 3/1/25
Rebs ..... **10** at UM-Dearborn, 11/23/21
FGM ..... **9** at Rochester Christian, 2/8/25
FGA
3FGM ..... **3, 2x** last at Northwestern Ohio, 2/5/25
3FGA
FTM ..... **11** vs. St. Thomas, 12/21/24
FTA
Ast ..... **7** vs Cleary, 1/15/25
Blk ..... **4** at Lawrence Tech, 2/27/2
Stl ..... **3** at Indiana Tech, 11/18/23

2025-26 GAME-BY-GAME

				Total		3-Pointers		Free throws		Rebounds										
Opponent	Date	GS	MIN	FG-FGA	PCT	3FG-3FGA	PCT	FT-FTA	PCT	OFF	DEF	TOT	AVG	PF	A	TO	BLK	STL	PTS	AVG
Detroit Mercy	11/07/2025		03:08	0-0	.000	0-0	.000	0-0	.000	0	0	0	0.0	1	1	0	0	0	0	0.0
Totals		**0**	**03:08**	**0-0**	**.000**	**0-0**	**.000**	**0-0**	**.000**	**0**	**0**	**0**	**0.0**	**1**	**1**	**0**	**0**	**0**	**0**	**0.0**

Player Averages

Games Played	Minutes/ game	Points/ game	FG Pct	3FG Pct	FT Pct	Rebounds/ game	Assists/ game	Turnovers/ game	Assist/Turnover ratio	Steals/ game	Blocks/ game
1	3.1	0.0	0.0	0.0	0.0	0.0	1.0	0.0	1.0	0.0	0.0

CAREER STATS

			Minutes		Totals			3-Point			Free-Throws			Rebounds												
	GP	GS	MIN	AVG	FG	FGA	PCT	FG	FGA	PCT	FT	FTA	PCT	OFF	DEF	TOT	AVG	PF	FO	AST	AST/G	T/O	BLK	STL	PTS	AVG
2020-21	9	1	100	11.1	8	15	.533	0	0	.000	10	19	.525	7	21	28	3.1	9	0	1	0.1	4	5	2	26	2.9
2021-22	32	5	486	15.2	66	107	.617	1	5	.200	38	70	.543	27	68	95	3.0	53	1	22	0.7	18	11	12	171	5.3
2022-23	33	1	537	16.4	62	120	.517	4	15	.267	31	59	.534	40	58	98	3.0	71	0	33	0.9	22	11	11	159	4.8
2023-24	34	34	1040	30.6	140	303	.462	21	74	.284	122	164	.744	40	143	183	5.4	92	3	67	2.0	51	23	23	423	12.4
2024-25	31	31	878	28.3	160	279	.573	17	53	.321	114	164	.695	46	92	138	4.5	87	2	85	2.8	48	27	16	451	14.5
Total	**139**	**71**	**3011**	**21.7**	**436**	**824**	**.529**	**43**	**147**	**.293**	**315**	**480**	**.656**	**160**	**382**	**542**	**3.9**	**312**	**6**	**206**	**1.5**	**143**	**77**	**63**	**1230**	**8.8**

MACLELLAN, Matthew

				Field Goals		3-Point		F-Throws		Rebounds									Scoring	
SEASON	TEAM	GP-GS	MIN/AVG	FG-FGA	FG%	3FG-3FGA	3FG%	FT-FTA	FT%	OFF	DEF	TOT	AVG	PF-FO	A	TO	BLK	STL	PTS	AVG
2025-26	ND	1-0	3/3.1	0-0	.000	0-0	.000	0-0	.000	0	0	0	0.0	1-0	1	0	0	0	0	0.0
TOTAL		**1-0**	**3/3.1**	**0-0**	**.000**	**0-0**	**.000**	**0-0**	**.000**	**0**	**0**	**0**	**0.0**	**1-0**	**1**	**0**	**0**	**0**	**0**	**0.0**

AT NOTRE DAME

Graduate Season (2025-26)

- Registered not only his first minutes in an Irish uniform but also at the Division I level. Earned 1 assist vs. Detroit Mercy.

AT MADONNA

Senior Season (2024-25)

- Played in 31 games, averaging 28.3 minutes
- Averaged 14.5 points on 57.3 percent shooting from the floor
- Was 17-53 from beyond the arc, good for 32.1 percent
- Converted 67.5 percent from the free-throw line
- Reeled in 4.5 rebounds per game
- Dished out 2.8 assists per game

2025-26 FIGHTING IRISH ROSTER

#0 Brady Stevens
So. // G // 6-4
Boston, MA
Wellesley

#2 Logan Imes
Jr. // G // 6-4
Zionsville, IN
Zionsville

#3 Markus Burton
Jr. // G // 6-0
Mishawaka, IN
Penn

#5 Cole Certa
So. // G // 6-5
Le Roy, IL
IMG Academy

#6 Brady Koehler
Fr. // F // 6-10
Fishers, IN
Cathedral High

#7 Ryder Frost
Fr. // F // 6-7
Beverly, MA
Phillips Exeter Academy

#10 Jalen Haralson
Fr. // G // 6-7
Anderson, IN
La Lumiere

#11 Braeden Shrewsberry
Jr. // G // 6-4
Granger, IN
State College Area



#12 Garrett Sundra
So. // F // 6-11
Ashburn, VA
Paul VI Catholic

#13 Sir Mohammed
So. // G // 6-6
Charlotte, NC
Myers Park

#14 Kebba Njie
Sr. // F // 6-10
Centerville, OH
La Lumiere / Penn St

#15 Tommy Ahneman
Fr. // C // 6-11
Fargo, ND
Cretin-Derham Hall

#22 Luke Devine
Fr. // F // 6-7
Moraga, CA
Campolindo

#33 Carson Towt
Gr. // F // 6-8
Gilbert, AZ
Gilbert High/Northern Arizona

#34 Matthew MacLellan
Gr. // F // 6-9
Canton, MI
Plymouth High/Madonna

Micah Shrewsberry
Glenn & Stacey Murphy Head Coach
3rd Season at ND
5th overall as Head Coach

Kyle Getter
Associate Head Coach
3rd Season at ND

Mike Farrelly
Assistant Coach
3rd Season at ND

Ryan Owen
Assistant Coach
3rd Season at ND

Tre Whitted
Assistant Coach
3rd Season at ND

Grady Eifert
Assistant Coach
3rd Season at ND

Bo Waggoner
Director of Ops
1st Season at ND

Pat Garrity
General Manager
1st Season at ND