2026 SYRACUSE FOOTBALL

1959 NATIONAL CHAMPIONS // 5 CONFERENCE CHAMPIONSHIPS // 18 CONSENSUS ALL-AMERICANS

GAME INFORMATION

Date..... Saturday, November 28
Location..... Syracuse, N.Y.
Stadium.....JMA Wireless Dome (42,774)
Kickoff ..... 12 p.m.
Series..... Notre Dame leads, 9-3
Tickets ..... Cuse.com/FootballTickets
Television ..... ABC
Play-by-Play..... *Sean McDonough '84*
Analyst..... *Greg McElroy*
Reporter..... *Katie George*
Radio .....Syracuse Sports Network from Learfield IMG College
Play-by-Play..... *Matt Park '97*
Analyst.....*Adam Terry '04*
Reporter..... *Tim Leonard '20*
Student Radio .....WAER 88.3 FM (Syracuse)
Satellite Radio.....SiriusXM 258
Live Audio ..... Cuse.com/TuneIn App
Live Stats..... Cuse.com
Twitter.....@CuseFootball
Facebook..... Facebook.com/CuseFootball
Instagram.....@CuseFootball

2026 SCHEDULE/RESULTS

Overall Record: 5-6 • **ACC Record:** 3-6
Home: 2-3 • **Away:** 3-3 • **Neutral:** 0-0 • **Streak:** L1

Date	*Opponent (TV)*	*Time/Result*
Sept. 5	**NEW HAMPSHIRE (ACCN)**	**W, 66-3**
Sept. 12	**CALIFORNIA (ACCN) ***	**L, 18-21**
Sept. 17	at Pittsburgh (ESPN) *	L, 13-27
Oct. 3	at Uconn (CBSSN)	W, 42-41 (OT)
Oct. 10	at Virginia (ACCN) *	L, 25-28
Oct. 17	**LOUISVILLE (ACCN) ***	**L, 26-34**
Oct. 24	at North Carolina (ACCN) *	W, 31-30 (OT)
Oct. 31	**#19 SMU (ESPN2) ***	**W, 30-27**
Nov. 7	**CLEMSON (ESPN2) ***	**L, 13-18**
Nov. 14	at NC State (ACCN) *	W, 34-31
Nov. 21	at Boston College (ACCN) *	L, 15-27
Nov. 28	**NOTRE DAME (ABC)**	**12 p.m.**

** - ACC game*
*Home games in **BOLD CAPS***
All times Eastern

WHAT'S INSIDE

Media Information 2
Matchup/Series History.....3
Notes 4-9
Team 4
Offense 5-6
Defense.....7
Special Teams 8
Miscellaneous.....9
Orange in the NFL 8
Dome.....9
On This Date.....9
Overtime History.....9
ACC Standings/Polls.....10
HC Fran Brown 11-12
Assistant Coaches.....13
Projected Depth Chart.....14
Roster 15
Social Media Roster..... 16-17
Player Notes 18-21
Game Summaries 22-25
Stats..... 26-36
Starting Lineups.....34
Long Plays.....35
Scoring Drives.....35
Conversions/TOP 36
Red-Zone Stats 37
Superlatives.....38
Last Time That 39-41



SYRACUSE ORANGE (5-6, 3-6 ACC)

AP/Coaches Rank: --/--
Head Coach: Fran Brown (3rd year)
Overall Record: 18-18 (.500)
at Syracuse: 18-18 (.500)
vs. Notre Dame: 0-1 (.000)

VS



NOTRE DAME FIGHTING IRISH (10-1)

AP/Coaches Rank: 3/3
Head Coach: Marcus Freeman (5th year)
Overall Record: 53-13 (.803)
at Notre Dame: 53-13 (.803)
vs. Syracuse: 2-0 (1.000)

OPENING DRIVE

ORANGE WRAP REGULAR SEASON AGAINST NOTRE DAME

- The Orange will cap their regular season against Notre Dame on Saturday afternoon, taking on the third-ranked Fighting Irish at the JMA Wireless Dome.
- Sean McDonough '84 (play-by-play), Greg McElroy (analyst) and Katie George (reporter) will be on the call for the regular season finale, set to kick at noon and air on ABC.

NICE CATCH, HATCH

- WR Umari Hatcher has put together one of the most productive seasons by a Syracuse receiver in program history in 2026.
- Hatcher has rackedup 1,257 yards of receiving, the third most in a single-season by an SU player, trailing just Steve Ishmael's 1,347 in 2017 and Amba Etta-Tawo's 1,482 in 2016.
- His nine receiving touchdowns also puts him tied for sixth most in a single season by an SU receiver.
- Nationally, Hatcher ranks third in receiving yards, eighth in receptions per game and 15th in receiving touchdowns.
- Hatcher posted his second 200-yard receiving game of the season against Boston College. Hatcher and Ohio State's Jeremiah Smith are the only players in the nation to have multiple 200-yard receiving games this season.

SYRACUSE SINGLE-SEASON RECEIVING YARDS

Name	Year.	Yards
Amba Etta-Tawo	2016	1,482
Steve Ishmael	2017	1,347
UMARI HATCHER	**2026**	**1,257**
Marvin Harrison	1995	1,131
Alec Lemon	2012	1,070

SYRACUSE 200-YARD RECEIVING GAMES

Name	Opponent	Yards	Year
Amba Etta-Tawo	UConn	270	2016
Scott Schwedes	Boston Col.	249	1985
Alec Lemon	Missouri	244	2012
David Tyree	Va. Tech	229	2002
UMARI HATCHER	**Louisville**	**224**	**2026**
Marvin Harrison	West Va.	213	1995
UMARI HATCHER	**Boston Col.**	**212**	**2026**
Amba Etta-Tawo	Colgate	210	2016
Mike Williams	Northwestern	209	2009

ORANGE IN ONE-SCORE GAMES

- The Orange have played in eight games decided by one-score this season, tied for the most in the nation with Michigan.
- Since the start of Fran Brown's tenure, Syracuse is 12-6 in games decided by one score. Syracuse's 12 wins in one-score games are tied for fifth-most of any FBS team over this stretch, trailing only Arkansas State, Michigan, Ohio and UNLV, who each have 13.
- Syracuse has won seven of its last eight games that went to overtime, including five in a row under Brown. The five-game streak is tied with Illinois for the longest active streak among FBS teams.
- Since the start of Brown's tenure in 2024, the Orange's five overtime games are tied with Liberty for the most among FBS teams. Syracuse has the most overtime victories in that span and is one of five teams to be unbeaten with at least three overtime games: Buffalo (4), Illinois (3), Georgia (3), and Troy (3).

NUMBERS TO KNOW

13 The Orange and Fighting Irish meet for the 13th time in history on Saturday afternoon.

8 Syracuse has played in eight one-possession games this season, tied with Michigan for the most in the nation.

15 15 underclassmen (freshmen and sophomores) have started at least one game this season for SU.

6 Six different QBs have taken a snap for the Orange this season as injuries have limited the room in 2026.

MEDIA CONTACTS

SYRACUSE ATHLETIC COMMUNICATIONS

1301 East Colvin Street, Syracuse, NY 13244
***Office:** 315-443-2608 | **Web:** Cuse.com*



TYLER CADY
Football SID
Associate Athletics Director/
Athletic Communications
(315) 443-2608 (O)
(315) 941-6569 (C)
tpcady@syr.edu



DALTON COPPOLA
Secondary Football Contact
Assistant Director/
Athletic Communications
(315) 443-2608 (O)
(315) 403-0347 (C)
drcoppol@syr.edu



OLIVIA COIRO
Assistant Director/
Athletic Communications
(Credential Contact)
(315) 443-2608 (O)
(315) 802-8737 (C)
oacoiro@syr.edu

ACC COMMUNICATIONS

4512 Weybridge Lane, Greensboro, NC 27407
***Office:** 336-854-8787 | **Web:** theACC.com*

Amy Yakola, Chief of External Affairs
Kevin Davis, Senior Associate Commissioner

SOCIAL MEDIA

Join the conversation about all things Syracuse across various social media platforms, including Facebook, Twitter, YouTube, Instagram and Snapchat.

/CuseFootball
/Cuse

@CuseFootball
@Cuse

/Syracuse Orange

@CuseFootball
@Cusepics

@Cuse

@Cuse

WEEKLY MEDIA SCHEDULE

MONDAY 23
- Fran Brown News Conference - 1 p.m. in John A. Lally Athletics Complex Football Performance Center
- Deadline to request Tuesday student-athlete interviews - 1 p.m.
- Game notes on Cuse.com

TUESDAY 24
- Student-Athlete Interviews - 6:30 p.m.
- AmeriCU Fran Brown Radio Show
  Live from Meier's Creek Inner Harbor from 7 to 8 p.m. on TK99/105

WEDNESDAY 25
- No media availability

THURSDAY 26
- No media availability

FRIDAY 27
- No media availability

SATURDAY 28
- Game #12: Syracuse vs. Notre Dame - *12 p.m., ABC*

GENERAL MEDIA INFORMATION

INTERVIEWS

Interviews with all Orange student-athletes and head coach Fran Brown **MUST** be arranged through the Syracuse Athletic Communications Department. Contact Tyler Cady, Football SID, via email at tpcady@syr.edu or by calling (315) 443-2608. Please give as much advance notice as possible when requesting interviews. Personal phone numbers will not be distributed to media and student-athletes should not be contacted directly by phone, email or social media to arrange interviews or answer questions.

CREDENTIAL REQUESTS

Season and individual game requests for working press credentials for media and professional scouts should be made online via the PressPass media credential system. Please visit **www.SportsSystems.com/Syracuse** to apply for credentials. Requests should be made at least two weeks prior to the game. All media material (notes, media guides, stats) will be available digitally and will not be provided in the press box.

MEDIA PARKING

Parking for media is limited. Passes are issued on a priority basis within the same guidelines as working credentials.

MEDIA GUIDE

The 2026 media guide will be exclusively digital this season. Media can access the publication on **Cuse.com** under additional links on the football page.

POSTGAME INTERVIEWS

Postgame interviews will take place in the Kuhn Gameday Lounge Presented by Hidden Level. The space is a hospitality area through halftime. Media can not setup their equipment until the third quarter.

ACC MEDIA PORTAL

The ACC and XOS Digital have partnered to provide individual highlight packages from all ACC-controlled regular-season football games to approved TV news affiliates for the 2026 season. Upon the conclusion of each game, highlights will be available to download and use in televised news programming at no cost. Outlets may access the highlights, along with any weekly head coach press conferences, through the ACC Media Portal. This portal replaces the ACC Video Clip Service (AVCS). The use of game highlights provided through the ACC Media Portal are subject to the restrictions outlined in the ACC News Access Guidelines. Interested affiliates should email **licensing@xosdigital.com** to register for the ACC Media Portal and for additional information. Approved affiliates will receive a confirmation email along with credentials to access the portal.

COLLEGEPRESSBOX.COM

Collegepressbox.com is the official media website for Division I football. Access and download weekly game notes, quotes, statistics, media guides, headshots, logos and more for each conference and its member schools. Register for access at **collegepressbox.com/register**.

GAME #12 MATCHUP: NOTRE DAME

SERIES HISTORY

- Syracuse and Notre Dame have met 12 times before, with the Fighting Irish leading the series, 9-3.
- The contest marks the third time Notre Dame has visited the Dome since 2003.
- Notre Dame has won the last six meetings between the two schools

LAST TIME VS. NOTRE DAME

- Syracuse fell behind early in last year's matchup against Notre Dame, dropping the contest, 70-7.
- QB Joe Filardi posted career bests with 83 passing yards and 14 completions. The start was his second of his career as injuries to the quarterback room limited the offense.
- TE Dan Villari had five catches for 30 yards.
- Chris Peal had a team-high five tackles in the effort.
- Notre Dame ran for 329 yards, paced by RB Jermiyah Love's 171 yards and three TDs. Jadarian Price chipped in 70 yards for the Fighting Irish.

SYRACUSE-NOTRE DAME CONNECTIONS

- Syracuse QB Steve Angeli spent the first three seasons of his career at Notre Dame. He earned his undergraduate degree from Notre Dame in spring 2025 before transferring to Syracuse.
- Angeli played a key role in Notre Dame's CFP Semifinal win over Penn State in 2024, entering the game for a drive where he was 6-of-7 for 44 yards and led a scoring drive after Riley Leonard briefly exited the game due to injury.
- SU DL Jaylen Pray attended Brunswick School (Conn.) as did Notre Dame QB Blake Herbert, OL Matty Augustine and Ethan Long. Pray, Augustine and Long were also high school basketball teammates.
- Both Orange OL Ted Olsen and Irish WR Xavier Southall attended IMG Academy (Florida).
- Syracuse DB Rayshon Andrews and Notre Dame OL Charlie Thom played together in high school at Avon Old Farms (Conn.).
- SU scouting assistant (Quality Control, Tight Ends) Charles Watkins was a graduate asssistant wide recivers coach at Rutgers University when Irish defesnive coordinator, Chris Ash, served as head coach in 2018.

SERIES CAPSULE

Series Record: Notre Dame leads, 9-3
at Syracuse: Notre Dame leads, 2-1
at Notre Dame: Notre Dame leads, 4-1
Last Syracuse Win: 2008 (24-23)
Last Notre Dame Win: 2025 (70-7)
Largest Syracuse Margin of Victory: 26 (38-12, 2003)
Largest ND Margin of Victory: 63 (70-7, 2025)

SERIES HIGHS

Rushing:	**SU, Walter Reyes 19-194 (2003)**
	ND, Jeremiyah Love 8-171 (2025)
Passing:	**SU, Eric Dungey 31-51-363 (2016)**
	ND, DeShone Kizer 23-35-471 (2016)
Receiving:	**SU, Amba Etta-Tawo 7-134 (2016)**
	ND, Equanimeous St. Brown 4-182 (2016)

LAST 10 MEETINGS

Year	Result	Score	Location
1963	W	14-7	N
2003	W	38-12	H
2005	L	10-34	A
2008	W	24-23	A
2014	L	15-31	N
2016	L	33-50	N
2018	L	3-36	N
2020	L	21-45	A
2022	L	24-41	H
2025	L	7-70	A

TALE OF THE TAPE

Syracuse	Stat	Notre Dame
28.5 (64)	Scoring Offense	38.1 (10)
26.1 (83)	Scoring Defense	12.8 (3)
151.6 (76)	Rushing Offense	182.6 (42)
149.0 (76)	Rushing Defense	89.1 (7)
285.8 (13)	Passing Offense	264.5 (21)
209.7 (65)	Passing Defense	158.5 (5)
437.5 (27)	Total Offense	447.1 (16)
358.7 (64)	Total Defense	247.5 (2)
0.764 (120)	Red Zone Offense	0.891 (32)
277 (7)	First Downs	249 (21)
2.82 (17)	Sacks/Game	2.09 (69)
31:57 (21)	Time of Possession	32:21 (12)

AGAINST INDEPENDENTS

	Gms	W	L	T
Connecticut	14	8	6	0
Notre Dame	12	3	9	0
Totals	**26**	**11**	**15**	**0**

NOTRE DAME AT A GLANCE

2026 SCHEDULE

Sept. 6	vs. Wisconsin *	W, 41-13
Sept. 12	Rice	W, 52-0
Sept. 19	Michigan State	W, 27-10
Sept. 26	at Purdue	W, 49-10
Oct. 3	at North Carolina	W, 37-26
Oct. 10	Stanford	W, 58-7
Oct. 17	at BYU	L, 24-28
Oct. 31	vs. Navy *	W, 35-13
Nov. 7	Miami	W, 31-24
Nov. 14	Boston College	W, 41-7
Nov. 21	SMU	W, 24-3
Nov. 28	at Syracuse	12 p.m.

** - indicates neutral site game*

2026 STATISTICAL LEADERS

Rushing	No.	Yds	Avg.	Lg	TD
N. James Jr.	135	742	5.5	52	11
J. Walton	107	704	6.6	97	5
A. Williams	75	340	4.5	28	4

Passing	C-A-I	Pct.	Yds	TD
CJ Carr	216-319-3	.677	2,697	24
N. Grubbs	16-26-0	.615	183	1

Receiving	No.	Yds	Avg.	Lg	TD
J. Faison	56	724	12.9	39	7
M. Gilbert	41	672	16.4	61	6
J. Greathouse	26	416	16.0	62	2

Defense	U-A	Total	Sacks	TFL
L. Talich	36-13	49	2-13	5.5-20
A. Shuler	29-19	48	1-7	3.5-12

RECORD: 10-1
Home: 6-0; Away: 2-1; Neutral: 2-0

- Notre Dame comes into the contest having surrendered just 10 points over the last two games.
- The Fighting Irish are among the nation's most disciplined teams, committing just 4.09 penalties per game, the third fewest in the FBS.
- Notre Dame flourishes on fourth downs, converting at a 73.9% clip.
- Notre Dame has scored four defensive touchdowns this season.
- Notre Dame is under the leadership of Marcus Freeman, who is in his fifth full season as head coach. Since the start of his first season in 2022, the Fighting Irish are 53-12 and reached the 2024 National Championship game.
- QB CJ Carr is among the natin's leading passers, throwing for 2,697 yards (16th) and 24 passing touchdowns (10th).
- Carr has thrown just three interceptions this season. He has thrown one in back-to-back games.
- Notre Dame has two rushers with over 700 yards on the ground, Jonaz Walton (704) and Nolan James Jr. (742). James has scored 11 rushing touchdowns.
- Jordan Faison is the team's leading receiver with 724 yards paired with seven touchdowns. He has found the endzone in three straight games.

SYRACUSE STATISTICAL RANKINGS

2026 TEAM Category (Value)	NCAA	ACC
3rd Down Conversion Pct (.411)	57	9
3rd Down Conversion Pct Defense (.373)	58	8
4th Down Conversion Pct (.581)	54	8
4th Down Conversion Pct Defense (.600)	100	12
Blocked Kicks (1)	47	7
Blocked Kicks Allowed (1)	55	5
Blocked Punts (1)	14	3
Blocked Punts Allowed (0)	1	1
Completion Percentage (.584)	110	16
Defensive TDs (2)	19	2
Fewest Penalties (99)	137	17
Fewest Penalties Per Game (9.00)	137	17
Fewest Penalty Yards (902)	136	15
Fewest Penalty Yards Per Game (82.00)	136	15
First Downs Defense (212)	64	7
First Downs Offense (277)	7	2
Fumbles Lost (2)	5	2
Fumbles Recovered (8)	21	2
Kickoff Return Defense (20.00)	71	10
Kickoff Returns (18.75)	96	15
Net Punting (38.67)	88	10
Passes Had Intercepted (10)	103	14
Passes Intercepted (6)	89	9
Passing Offense (285.8)	13	4
Passing Yards Allowed (209.7)	65	6
Passing Yards per Completion (12.28)	51	7
Punt Return Defense (5.50)	30	4
Punt Returns (11.21)	37	5
Red Zone Defense (.895)	117	15
Red Zone Offense (.764)	120	16
Rushing Defense (149.0)	76	10
Rushing Offense (151.6)	76	11
Sacks Allowed (2.18)	82	10
Scoring Defense (26.1)	83	12
Scoring Offense (28.5)	64	8
Tackles for Loss Allowed (6.18)	116	13
Team Passing Efficiency (130.00)	94	13
Team Passing Efficiency Defense (127.88)	58	6
Team Sacks (2.82)	17	2
Team Tackles for Loss (7.0)	13	2
Time of Possession (31:57)	21	2
Total Defense (358.7)	64	9
Total Offense (437.5)	27	5
Turnover Margin (0.18)	51	7
Turnovers Gained (14)	52	5
Turnovers Lost (12)	45	7
Winning Percentage (.455)	85	11

SYRACUSE INDIVIDUAL RANKINGS

Category (Value)	NCAA	ACC
Umari Hatcher, WR		
Receiving Yards per game (114.3)	3	1
Receiving TDs (9)	15	2
Receptions per game (7.0)	8	1
Receiving Yards (1,257)	3	1
All-Purpose Yards per game (117.8)	19	3
Davien Kerr, DB		
Interceptions per game (.36)	13	4
Total Interceptions (4)	11	4
Keyshawn Johnson, LB		
Sacks per game (.82)	10	1

GAME NOTES: TEAM

A WIN WOULD ...
- Make the Orange bowl eligible for the second time in Fran Brown's three seasons and the fourth time in five years.
- Give Fran Brown a 4-0 record against ranked opponents at home.
- Snap a six-game losing streak to Notre Dame.
- Give Syracuse its 762nd program win.

ORANGE EMBODY D.A.R.T.
- Syracuse has adopted head coach **Fran Brown's DART** mentality. The acronym stands for detailed, accountable, relentless and tough.
- The mantra is on display throughout the Orange football complex and is incorporated in daily activities, both on and off the field.

FIRST-TIME STARTERS
- 15 players have made their first start at the FBS level this season for Syracuse.
- TE Daunte Bacheyie joined this group against Cal, making the start against the Golden Bears.
- RB Shavane Anderson Jr. joined the group when he started against Pittsburgh while offensive linemen Jayden Mann and Kahlil Stewart as well as K Shay Barker earned their first starts against UConn.
- DB Chase Geter and WR Calvin Russell III added their names to the group with starts against Virginia.
- TE Elijah Washington-Baker was the 14th against SMU and OL Skylar Harvey the 15th against NC State.

EVERYONE EATS
- Syracuse has seen 94 different players appear and 45 different starters across 10 games this season.
- Brown continues to get his younger players game action, with 48 of the 94 players appearing being underclassmen (freshmen or sophomores).
- 15 of the 48 underclassmen that have appeared have also earned starts over the course of nine games.

WE'RE GOING FOR IT
- Syracuse has attempted 29 fourth down conversions this season, tied for ninth most in the FBS.
- The Orange have converted 18 of those attempts, tied for 13th-most in the nation and good for a .581 fourth down conversion percentage.
- The only Power Four teams with more attempts and conversions are Virginia (22-for-34) and Rutgers (19-of-34).

YOUTH MOVEMENT
- Syracuse has seen 94 different players appear in games this season, with 48 of them, more than half, being freshmen or sophomores.
- Of the 48 underclassmen who have appeared, 15 have logged starts. RB Shavane Anderson Jr., P Jimmy Gregg, PK Shay Barker, WR Calvin Russell III and DB Chase Geter are the lone true freshmen to draw a start while sophomores TE Daunte Bacheyie, WR Darius Johnson, RB Tylik Hill, OL Jayden Mann, OL Kahlil Stewart, OL Byron Washington, OL Skylar Harvey, DB Demetres Samuel Jr., LB Antoine Deslauriers and DL Nissi Ogbebor have appeared in the opening personnel packages.
- Freshman Calvin Russell III and sophomore Daunte Bacheyie have combined for 953 of Syracuse's 3,144 receiving yards (30.3%) and eight of 21 receiving TDs (38.1%).
- Only three players in their fifth season or later are listed as starters on Syracuse's latest depth chart: WR Umari Hatcher, OL Joe Cruz and DL Tunmise Adeleye.

RECOGNITION FOR CLEMENT
- TE David Clement was named a semifinalist for the Campbell Trophy, the premier scholar-athlete award.
- Each school is limited to one nominee each and the candidate must be a senior or graduate student with a cumulative undergraduate GPA of at least a 3.2 on a 4.0 scale, have outstanding football ability and demonstrated strong leadership and citizenship.
- Clement earned his degree in his third year at Syracuse, graduating Magna Cum Laude from the Maxwell School of Citizenship and Public Affairs with a 3.723 GPA. He was a member of the Syracuse Athletic Director's Honor Roll in all seven semesters of his undergraduate career.
- He is a part of the Orange's leadership group and also volunteers in numerous community service initiatives with the program, such as the Salvation Army, Rescue Mission, CNY Diaper Bank, Police Athletic League, Cystic Fibrosis Foundation, Food Bank Clear Path for Veterans and Syracuse City Schools.

FELDMAN'S FREAKS
- LBs Antoine Deslauriers and Chris D'Appolonia each earned spots on Bruce Feldman's Freaks List.
- D'Appolonia (No. 45) and Deslauriers (No. 52) are the fourth and sixth-highest rated linebackers on the list, respectively.
- This marks D'Appolonia's second time on the list, posting a 37-inch vertical and top speed of 21.67 mph this spring. He benched 375, squatted 565 and cleaned 325.
- Deslauriers clocked in with a top-speed of 23 mph while benching 390, squatting 500 and a vertical of 34-inches.

TICK, TICK, TICK
- Syracuse has controlled possession for an average of 32:07 per game this season, the 21st best mark in the nation.
- Syracuse had more than 30 minutes of possession in their first seven games of the season.

TIME OF POSS. CHART

Opponent	T.O.P (SU/Opp)
New Hampshire	32:34 / 27:26
California	34:06 / 25:50
Pittsburgh	33:12 / 26:48
UConn	35:27 / 24:33
Virginia	35:07 / 24:53
Louisville	32:24 / 27:36
North Carolina	31:25 / 28:35
SMU	29:34 / 30:26
Clemson	27:31 / 32:29
NC State	29:49 / 30:11
Boston College	30:18 / 29:42

GAME NOTES: OFFENSE

CAN'T STOP CALVIN

- Freshman WR Calvin Russell III has experienced one of the most productive seasons by a true freshman in Syracuse football history.
- Russell's 49 receptions is the most by a Syracuse freshman and his 518 receiving yards are the third most, trailing Taj Harris' record of 565 with one game to go in the regular season.
- Russell has surged up the Syracuse freshman receiving lists despite not making his collegiate debut until October due to his recovery from injury. At his current pace, he would be on track for over 777 yards receiving and 73.5 catches in a full 12-game regular season.
- Russell III's 17-catch, 137-yard performance against NC State two weeks ago was among one of the top performances by a true freshman in college football history.
- His 17 catches were the most in a game by a true freshman in the last 35 years.
- The 17 receptions also tied the SU and ACC all-time record for receptions in a single game and were the most by any player at the FBS level since December of 2024. Ervin Philips is the only other player in SU and ACC history to catch 17 passes in a game, also doing so against NC State in 2017.

DAUNTE DOWNFIELD

- TE Daunte Bacheyie is one of just 16 TEs nationally to have at least five receiving touchdowns this season.
- Bacheyie has hauled in the fifth-most yards (435) and eighth-most receptions (30) by an SU TE in a single season.

SYRACUSE SINGLE-SEASON YARDS BY A TE

Name	Yards	Year
1. Oronde Gadsden II	969	2022
2. Oronde Gadsden II	934	2024
3. Chris Gedney	587	1992
4. Nick Provo	537	2011
5. DAUNTE BACHEYIE	**435**	**2026**

SYRACUSE SINGLE-SEASON RECEPTIONS BY A TE

Name	Recs.	Year
6. Chris Gedney	34	1992
7. Nick Provo	33	2010
8. Tony Gabriel	30	1969
Tom Ferron	30	2006
DAUNTE BACHEYIE	**30**	**2026**

TIGHT ENDS IN THE ACTION

- Syracuse has seen three different TEs find the endzone this season, with Noah Meyers and David Clement both joining Bacheyie in scoring.
- Syracuse is one of 28 schools to see at least three different TEs score TDs. Georgia (5), App State (5) and Wake Forest (4) are the only school with more TEs finding the endzone.
- Clement and Bacheyie spent the beginning of their careers behind a pair of TEs who earned spots on NFL rosters. Oronde Gadsden, a member of the Los Angeles Chargers, and teammate from a year ago Dan Villari, who is on the Los Angeles Rams practice squad, both spent time in the TE room with Clement at Syracuse.

NEXT MAN UP AT QB

- Syracuse has navigated injuries in the QB room this season, with six different signal callers appearing in a game this season and three different starters.
- The Orange saw three different QBs appear in the last game against Boston College after Steve Angeli and Malachi Nelson were both forced out due to injury.
- Amari Odom started against UConn, but suffered a season-ending injury in the overtime victory.
- Nelson was also inactive for a stretch of games earlier this season after an ankle injury held him out of action.
- Despite the injuries to the room, the Orange are 13th in the nation and fourth in the ACC in passing yards per game at 258.8.
- Syracuse is the only school in the nation with three different quarterbacks to throw for 300 yards in a game (Angeli, Odom, Nelson).
- Syracuse is one of three schools to have four different QBs throw a TD pass, Kansas State and Sam Houston being the others.

RIDING THE HOT HAND

- Syracuse is one of 33 teams nationally to have three different players record a 100-yard rushing game, with Ahmad Miller, Tylik Hill and Shavane Anderson Jr. each eclipsing the century mark at least once this season.
- RB Tylik Hill ran for 100+ yards in back-to-back games, going for 140 against UConn and 118 most recently against Virginia. Both were the first 100-yard rushing performances of his career.
- Hill was the first Syracuse player with back-to-back 100-yard rushing games since LeQuint Allen ran for 100+ in four straight to close the 2023 regular season. Miller also had back-to-back 100-yard rushing games (123 vs. Louisville, 133 at North Carolina).
- Hill's 140-yard performance against UConn was the most rushing yards in a game by an SU player since LeQuint Allen ran for 144 yards in 2023.
- Anderson Jr. went for 102 yards against UNH.

SYRACUSE 100-YARD RUSHING GAMES THIS SEASON

Name	Opponent	Yards
Tylik Hill	at UConn	140
Ahmad Miller	at UNC	133
Ahmad Miller	Louisville	123
Tylik Hill	at Virginia	118
Shavane Anderson Jr.	New Hampshire	102
Ahmad Miller	Clemson	101

TAKING CARE OF THE FOOTBALL

- The Orange have turned the ball over just twice over the last four games.
- Syracuse has not turned the ball over at all in four of their last five games.
- Over that stretch, Syracuse is one of 11 teams to have two turnovers or less. The only team with less is Utah State with one.

QUICK FACTS

GENERAL INFORMATION

Location ..... Syracuse, N.Y.
Founded 1870
Enrollment .. 15,597 (undergrad), 22,589 (total)
Chancellor ..... Michael Haynie
Director of Athletics ..... Bryan Blair
Faculty Athletics Representative .. Mary Graham
Nickname ..... Orange
Color ..... Orange
Mascot ..... Otto the Orange
Fight Song ..... Down the Field
Affiliation ..... NCAA Division I (FBS)
Conference ..... Atlantic Coast

COACHING STAFF

Head Coach ..... Fran Brown

Vince Kehres ..... Defensive Coordinator
Jeff Nixon ..... Offensive Coordinator
Alex Bayer ..... Special Teams Coordinator
John Scott Jr. ..... Asst. HC/Co-Defensive Coordinator/DL
Michael Johnson ... Co-Offensive Coordinator/TEs
Juan Castillo ..... Offensive Line
Perry Eliano ..... Defensive Backs
Josh Gattis ..... Wide Receivers/Pass Game Coord.
Jeremy Hawkins ..... Edge
Sean Ryan ..... Quarterbacks
Dennis Thomas ..... Running Backs
Marcus Walker ..... Nickels

PLAYER INFORMATION

Lettermen Returning/Lost 64/55
Offense 34/26
Defense 27/26
Specialists 3/3

RETURNING STARTERS

Offense (3): QB Steve Angeli (5th), OL Trevion Mack (Senior), OL Joe Cruz (5th)

Defense (7): LB Gary Bryant (5th), LB Antoine Deslauriers (So.), DB Demetres Samuel (So.), DB Chris Peal (Sr.), DB Davien Kerr (Jr.), DB Cornell Perry (5th), DB BJ Long (Jr.)

Specialists (2): K Tripp Woody (Jr.), LS Fran Brown Jr. (Senior)

TEAM HISTORY

First Year of Football 1889
All-Time Record * 761-595-49
ACC Record 36-77
Bowl Appearances 29
Bowl Record 17-11-1
** - Includes 11 wins from 2004-06 vacated by NCAA*

CHARTING THE OFFENSE

100-YARD RUSHING GAMES

Name	2026	Career
Ahmad Miller #	3	8
Tylik Hill	2	2
Shavane Anderson	1	1

300-YARD PASSING GAMES

Name	2026	Career
Steve Angeli	1	3
Amari Odom^	1	3
Malachi Nelson%	1	2

100-YARD RECEIVING GAMES

Name	2026	Career
Umari Hatcher	6	7
Justus Ross-Simmons $	1	3
Calvin Russell III	2	2

^ includes Kennesaw State | % - Includes UTEP | # - Includes Jackson State
$ - Includes Colorado St.

CONSECUTIVE GAMES PLAYED WITH A RECEPTION

Name	Streak	2026 Rec.	Career Rec.	Started
Umari Hatcher	11	77	129	9/5/26
Calvin Russell III	6	49	49	10/17/26
Justus Ross-Simmons	3	22	122	11/7/26
Cole Weaver	2	11	58	11/14/26
Davion Kerr	1	1	3	11/21/26
David Clement	1	10	13	11/21/26

2026 SYRACUSE'S RECORD

September	1-2	.333
October	3-2	.600
November	1-2	.333
December	0-0	.000
Thursday games	0-1	.000
Friday games	0-0	.000
Saturday games	5-5	.500
ACC home games	1-3	.250
ACC road games	2-3	.400
ACC neutral site games	0-0	.000
Non-conference home games	1-0	1.000
Non-conference road games	1-0	1.000
Non-conference neutral games	0-0	.000
Ranked home games	1-0	1.000
Ranked road games	0-0	.000
Games decided 1-8 points	4-4	.500
Games decided 9-20 points	0-2	.000
Games decided by 21+ points	1-0	1.000
When scoring 0-10 points	0-0	.000
When scoring 11-19 points	0-4	.000
When scoring 20-29 points	0-2	.000
When scoring 30-39 points	3-0	1.000
When scoring 40+ points	2-0	1.000
When allowing 0-10 points	1-0	1.000
When allowing 11-19 points	0-1	.000
When allowing 20-29 points	1-4	.200
When allowing 30-39 points	2-1	.667
When allowing 40+ points	1-0	1.000
Day games (before 6 p.m.)	4-3	.571
Night games (6 p.m. or later)	1-3	.250
Scoring first	4-2	.667
Opponent scores first	1-3	.250
Leading after 1st quarter	2-1	.667
Tied after 1st quarter	0-1	.000
Trailing after 1st quarter	3-3	.500
Leading at halftime	3-2	.600
Tied at halftime	0-0	.000
Trailing at halftime	2-3	.400
Leading after 3rd quarter	3-2	.600
Tied after 3rd quarter	0-0	.000
Trailing after 3rd quarter	2-3	.400
No turnovers	4-1	.800
One turnover	0-0	.000
More than one turnover	1-4	.200
No takeaways	1-2	.333
One takeaway	0-1	.000
More than one takeaway	4-2	.667
Time of possession > 30:00	3-4	.429
Time of possession < 30:00	2-1	.667
With 100-yard rusher	3-3	.500
With 100-yard receiver	4-3	.571
With 300-yard passer	1-2	.333

GAME NOTES: OFFENSE

THE GUYS UP FRONT

- The starting OL rotation against Boston College featured Naquil Betrand (LT), Oluwafunto Akinshilo (LG), Kahlil Stewart (C), Joe Cruz (RG) and Skylar Harvey (RT).
- Kam Pringle and Travis Brown-Miller also made appearances on the offensive line during the game.
- The Orange offensive line received a 71.5 pass blocking grade from PFF, its highest in a game against an FBS opponent this season.
- Betrand is the Orange's highest rated pass blocker on the offensive line according to PFF with at least six appearances. He has yet to allow a sack and has allowed just two pressures in 142 pass blocking opportunities.

START FAST

- The Orange have scored on seven of their 11 opening drives this season.
- Syracuse has scored points on six of their last eight opening drives, including three touchdowns and three field goals.

IMPROVED OFFENSE

- Syracuse has improved its total offense by 97.1 yards per game from 2025 (340.4) to 2026 (437.5), the ninth largest increase in the FBS.
- After finishing 104th nationally a year ago, the Orange rank 27th in total offense.
- The Orange have scored 35 offensive touchdowns through 11 games, already six more than the 29 they scored in 12 games in 2025.

Most improved Offenses 2025 to 2026

Pl.	Team	2025 YPG	2026 YPG	Difference
1.	Oklahoma St.	292.4	515.9	+223.5
2.	Oregon St.	349.8	486.6	+136.8
3.	LSU	333.5	469.8	+136.3
4.	Colorado St.	324.2	440.2	+116.0
5.	West Virginia	349.5	458.9	+109.4
6.	Memphis	411.6	520.8	+109.2
7.	Wake Forest	393.8	502.8	+109.0
8.	Miami (FL)	405.0	507.0	+102.0
9.	**Syracuse**	**340.4**	**437.5**	**+97.1**
10.	UCLA	319.9	413.1	+93.2

GAME CAPTAINS

Opponent		
New Hampshire		
	Oluwafunto Akinshilo	Joe Cruz
	Josh Kubala	Ted Olsen
California		
	David Clement	Antoine Deslauriers
	Umari Hatcher	Chris Peal
Pittsburgh		
	Chris D'Appolonia	Davien Kerr
	Demetres Samuel Jr.	Byron Washington
UConn		
	Trevion Mack	Ahmad Miller
	Nissi Ogbebor	Rashard Perry
Virginia		
	Tunmise Adeleye	Umari Hatcher
	Amari Odom	Nissi Ogbebor
Louisville		
	Tylik Hill	Ju'Juan Johnson
	Ahmad Miller	Zyian Moultrie-Goddard
North Carolina		
	David Clement	Davien Kerr
	Darius Johnson	David Omopariola
SMU		
	Steve Angeli	Joe Cruz
	Chris D'Appolonia	Demetres Samuel Jr.
Clemson		
	Tunmise Adeleye	David Clement
	Keyshawn Johnson	Demetres Samuel Jr.
NC State		
	Daunte Bacheyie	Nissi Ogbebor
	Chris Peal	Calvin Russell III
Boston College		
	Joe Cruz	Davien Kerr
	Braheem Long Jr.	Justus Ross-Simmons
Notre Dame		

GAME NOTES: DEFENSE

KEYSHAWN IS KEY

- Keyshawn Johnson has racked up 9.0 sacks this season, the most by an SU player since Alton Robinson and Kendall Coleman each had 10.0 in 2018.
- He is one of 15 players nationally to have 9.0 sacks or more.
- Johnson has recorded at least 1.0 sacks in each of the past four games, a total of 5.0 during over that stretch.
- Johnson forced the game-sealing fumble against NC State, a play where he was credited with a sack after forcing the ball loose before the quarterback started his throwing motion.

TOO GOOD TUNMISE

- Tunmise Adeleye is averaging 0.95 TFLs per game and has recorded at least 0.5 in all 11 games this season.
- Adeleye has racked up 6.5 sacks this season.
- He had an interception returned for a touchdown in the win over NC State. He is the second down lineman to have an interception this season for SU, joining Rashard Perry.
- Adeleye's interception returned for a touchdown by an SU player since Jayden Bellamy did so against Holy Cross in 2024.

DOUBLE TROUBLE OFF THE EDGE

- Adeleye and Johnson have combined for 15.5 sacks, making Syracuse one of 11 teams in the nation to have a pair of teammates to combine for at least 15.5 sacks.
- Their 15.5 sacks is the most by a pair of SU teammates since Alton Robinson and Kendall Coleman combined for 20.0 sacks in 2018.

Power-Four Teammates with 15.5+ Sacks

Teammates	Team	Total Sacks
T. Osunsanmi, S. Daley	Indiana	16.0
D. Hopkins, D. Simpson	Missouri	16.0
A. Holmes Jr., T. White	Texas Tech	16.0
C. Lubin, T. Thompson	Louisville	15.5
P. Umanmielen, J. Ross	LSU	15.5
K. Johnson, T. Adeleye	**Syracuse**	**15.5**
C. Simmons, R. Biles	Texas	15.5

NEW LOOK DEFENSE

- The Vince Kehres defense has allowed 358.7 yards per game, the 64th best rank in the nation and ninth in the ACC.
- Syracuse has one of the most improved defenses from 2025 to 2026. The Orange have the 15th highest improved defense among FBS teams with a 69.9-yard difference between their 2026 and 2025 opponents yards per game.
- The Orange did not allow an offensive touchdown against Clemson. The Tigers' lone trip to the endzone came on a fumble return.
- The Clemson game was the first time since 2021 the Orange did not allow an offensive TD vs. an FBS team.

NO-FLY ZONE

- The Orange have held opponents to 217.6 yards passing per game this season, eighth best in the ACC.
- Syracuse opponents have been held to less than 200 yards in five of their 10 games this season.

PEAL-ING BACK

- DB Chris Peal has transitioned to playing safety during the 2026 season. He has logged starts at corner and safety.
- Peal has five pass breakups this season.
- He leads SU in tackles with 61 this season, second on the team behind only Chris D'Appolonia.
- Peal has started every game at cornerback or safety since his arrival in Syracuse.

D'APP-ED UP

- LB Chris D'Appolonia leads the team in total tackles with 78 and is second in solo tackles with 34, behind Chris Peal (36).
- D'Appolonia posted his fourth career game with 10+ tackles against Boston College, finishing with 11.
- D'Appolonia recovered the game-sealing fumble against NC State after Keyshawn Johnson knocked it loose.
- He set a career high with 3.5 tackles for loss (15 yards) against Louisville.
- He recorded a sack in three straight games, with losses of 11 yards against Louisville, 14 against North Carolina and 5 against SMU. It was the first time in his career he had sacks in three consecutive games.

TURNOVER TALE

- 'Cuse has won the takeaway battle in 44 of its last 113 games (32 of the remaining 69 were even).
- Syracuse has ranked in the top-15 in turnover margin in three of the last nine seasons.
- Since the start of the 2018 season, Syracuse's 167 takeaways is tied for 13th among Power Four schools and Notre Dame.
- Syracuse's upcoming opponent, Notre Dame, leads all teams with 206 takeaways since 2018.

Turnovers Gained (Since start of 2018)

Rk.	Team	Takeaways
1.	Notre Dame	206
2.	Clemson	205
3.	Alabama	194
4.	Iowa	184
5.	Texas	177
6.	Penn State	176
7.	Oregon	175
8.	BYU	174
9.	Cincinnati	172
10.	Baylor	170
	Illinois	170
	SMU	170
13.	Pittsburgh	167
	Syracuse	**167**
	UCF	167

KEEP AN EYE ON KERR

- DB Davien Kerr has started all 11 games and compiled 10 passes defended (six PBUs, four interceptions) and 53 tackles.
- Kerr is one of 34 players nationally to have at least four interceptions this season.
- He is the first SU player with four interceptions in a single season since Mikel Jones did so in 2020.
- Against Louisville, Kerr logged two interceptions, a pass break up and a sack. He was the first player to have two interceptions in a game for SU since Andre Cisco did so in 2018.

FUTURE SCHEDULES

2027
Aug. 28/29 vs. Wake Forest *
Sept. 4 at Penn State
Nov. 6 at UConn
**-at BMO Field; Toronto, Canada*

ACC Home Games: Boston College, Pittsburgh, NC State, Florida State **ACC Away Games:** Georgia Tech, Stanford, Louisville, Virginia Tech, Wake Forest

2028
Sept. 9 vs. Penn State

ACC Home Games: Louisville, Miami, Wake Forest, Virginia **ACC Away Games:** Boston College, Pittsburgh, Clemson, Duke

2029
Sept. 22 at Toledo
TBD vs. Notre Dame
TBD vs. Morgan State

ACC Home Games: Boston College, Pittsburgh, SMU, Virginia Tech **ACC Away Games:** Cal, Louisville, Florida State, Virginia

2030
ACC Home Games: Florida State, Stanford, Louisville, Georgia Tech **ACC Away Games:** Boston College, Pittsburgh, Wake Forest, SMU

2034
TBD at Notre Dame

2037
TBD vs. Notre Dame

CHARTING THE DEFENSE

10+ TACKLES GAMES

Name	2026	Career
Gary Bryant III ^	0	5
Chris D'Appolonia*	3	4
Antoine Deslauriers	0	1
Keyshawn Johnson #	0	1
Demetres Samuel Jr.	1	1

*^-Includes South Dakota | *-Includes Toledo | # - Includes UT Martin*

1.5+ SACK GAMES

Name	2026	Career
Keyshawn Johnson #	2	8
Tunmise Adeleye %	1	2

 # - Includes UT Martin and Grambling St. | %-Includes Texas St.

CAN'T STOP KEYSHAWN

KEYSHAWN JOHNSON
CAREER 1.5+ SACK GAMES

Opponent	Sacks	Year
New Hampshire	2.5	2026
SMU	2.0	2026
Southeast Missouri #	2.0	2025
Gardner-Webb #	2.0	2025
Charleston Southern #	2.0	2025
Tennessee Tech #	2.0	2025
Hampton %	1.5	2023
Arkansas Pine-Bluff %	1.5	2023

 # - at UT Martin. | % - at Grambling St.

HONOR ROLL

Tunmise Adeleye	ACC Defensive Lineman of the Week (Week 11)
Steve Angeli	Comeback Player of the Year Watch List Manning Passing Academy Manning Award Star of the Week (Week 11)
Shavane Anderson Jr.	ACC Rookie of the Week (9/8)
Gary Bryant III	Butkus Watch List
David Clement	Campbell Trophy Semifinalist
Chris D'Appolonia	Bruce Feldman's Freak List Phil Steele's Preseason All-ACC defense
Antoine Deslauriers	Bruce Feldman's Freak List Phil Steele's Preseason All-ACC defense
Umari Hatcher	ACC Offensive Receiver of the Week (Week 5) Biletnikoff Award Watch List East-West Bowl Off. Player of the Week (Week 7) ACC Offensive Receiver of the Week (Week 7) Biletnikoff Award Semifinalist
Tylik Hill	ACC Running Back of the Week (Week 5)
Amari Odom	Davey O'Brien Great 8 (Week 5)
Chris Peal	Jim Thorpe Award Watch List Sporting News Preseason All-American Preseason All-ACC Phil Steele's Preseason All-ACC defense
Cornell Perry	Allstate Wuerffel Trophy Watch List Allstate AFCA Good Works Team
Calvin Russell III	ACC Rookie of the Week (Week 8) ACC Rookie of the Week (Week 11) ACC Offensive Receiver of the Week (Week 11)
Demetres Samuel Jr.	Paul Hornung Award Watch List
Byron Washington	Earl Campbell Tyler Rose Award Watch List

2026 SPECIAL TEAMS TACKLES

Name	Total	KO	Punt
Trey Dudley	8	8	0
Josh Kubala	6	4	2
Gemaus Sackie	4	4	0
Rayshon Andrews	3	2	1
Darnell Stokes Jr.	3	3	0
Amare Snowden	2	2	0
Fran Brown Jr.	2	0	2
Umari Hatcher	1	0	1
Chris D'Appolonia	1	0	1
Ziyyon Bredell	1	1	0
David Clement	1	0	1
Javon Lawrence	1	1	0
Cornell Perry	1	0	1

GAME NOTES: SPECIAL TEAMS

CAUSING CHAOS
- Special Teams Coordinator Alex Bayer and his unit have caused chaos a couple of times, with a blocked punt and a fake punt to extend a drive.
- P Jimmy Gregg completed a pass on a fake punt this season when he connected with DL David Omopariola for a 12-yard gain.
- Gregg's completed pass was the first by an SU punter since Riley Dixon did so against Louisville on November 7, 2015.
- Davien Kerr had the block in the New Hampshire game, which was batted out of the back of the endzone for a safety.
- This was Syracuse's first blocked punt since September 6, 2025 when the Orange took on UConn and Denis Jaquez Jr. got a piece of a punt.
- SU has 325 punt return yards on 29 returns this year, while holding its opponents to just 55 yards on 10 returns

WELCOME BACK, WOODY
- PK Tripp Woody returned against SMU after missing time due to injury. He is 10-of-12 on field goals since returning.
- Woody was 3-of-4 on field goal attempts against Boston College.
- He connected from 50 yards out against Boston College, a new career-high.

FUTBOL TO FOOTBALL
- Quinn Olcott joined the SU football team prior to the SMU contest and handles the kickoffs for the Orange.
- Olcott previously played for the SU men's soccer team before joining the football team as a kicker.

SPECIAL TEAMS U
- Syracuse has continued its long history of producing punters and kickers who have gone on to success in the NFL.
- Since 2010, Syracuse is one of four schools to have multiple punters selected in the NFL Draft: Riley Dixon (2016) and Sterling Hofrichter (2020). The others are Texas A&M, Michigan and Florida.
- Hofrichter and P Nolan Cooney earned All-America honors in back-to-back seasons in 2019 and 2020, respectively.
- Jack Stonehouse signed a UDFA contract with the Houston Texans following the 2026 Draft.
- K Andre Szmyt concluded his career in 2022 as Syracuse's all-time leader in points with 454. That total ranks 14th in FBS history and fourth in ACC history in scoring.

ORANGE IN THE NFL

Name	Pos.	Team
LeQuint Allen Jr.	RB	Jacksonville Jaguars
Justin Barron	LB	Dallas Cowboys
Matthew Bergeron	OG	Atlanta Falcons
Andre Cisco	S	New York Jets
Alijah Clark	S	Dallas Cowboys
Fadil Diggs	LB	New Orleans Saints
Riley Dixon	P	Tampa Bay Buccaneers
Zaire Franklin	ILB	Green Bay Packers
Oronde Gadsden II	TE	Los Angeles Chargers
Kevin Jobity Jr.	DE	Pittsburgh Steelers
Kingsley Jonathan	OLB	New York Jets
Kyle McCord	QB	Miami Dolphins
Jackson Meeks	TE	Detroit Lions
Ifeatu Melifonwu	S	Tampa Bay Buccaneers
Andre Szmyt	PK	Cleveland Browns
Sean Tucker	RB	Tampa Bay Buccaneers
Dan Villari	TE	Los Angeles Rams
Marlowe Wax	LB	Los Angeles Chargers
Garrett Williams	CB	Arizona Cardinals

as of Oct. 15| includes Practice Squad and IR

DANGEROUS DEMETRES
- Demetres Samuel Jr. has played all three ways this season, making an impact on special teams as a punt returner.
- Across 10 games, Samuel Jr. has returned 21 punts for a total of 204 yards.
- His 9.7 yards per punt return ranks 25th nationally and fourth in the ACC.

FINDING THE END ZONE
- Syracuse has 41 special teams touchdown since 1992.

Special Teams TD Breakdown (Since 1992)
Punt Returns – 16
Blocked Punt Returns – 12
Kickoff Returns – 11
Blocked Field Goal Returns – 1
Fumbled Punt Returns – 1

JIMMY GREGG WITH THE BOOT
- Jimmy Gregg has logged 39 total punts for 1,603 yards this season.
- Gregg posted a career-high average of 52.75 yards per punt on four punts against SMU.
- He tied his career high in punts (6) and a new high in total punting yards (251) against NC State.
- He was named the No. 1 punter in the class of 2026 by 247Sports.

GAME-BY-GAME NOTABLES

Opponent	Time	Length	Att.	Half	Final	Coin Toss	Kickoff/ Receive	1st SU Poss.	1st Opp. Poss.	Helmet	Jersey	Pants
New Hampshire	12 p.m.	3:49	33,257	41-0	66-3	Lost	Receive	Punt	Punt	Orange	Blue	Orange
California	3:30 p.m.	3:48	36,031	12-7	18-21	Lost	Receive	FG	Punt	Orange	Blue	Orange
at Pittsburgh	7:30 p.m.	3:28	42,087	10-17	13-27	Lost	Kickoff	Downs	Punt	Orange	White	Orange
at UConn	12 p.m.	4:02	35,883	27-14	42-41 (OT)	Won	Kickoff	TD	Punt	Orange	White	Orange
at Virginia	7:30 p.m.	3:28	39,661	17-7	25-28	Won	Kickoff	TD	TD	Orange	White	Orange
Louisville	7:30 p.m.	3:33	39,293	23-28	26-34	Won	Kickoff	FG	Punt	Orange	Blue	Orange
at North Carolina	7:30 p.m.	3:30	50,500	10-13	31-30	Won	Kickoff	Punt	TD	Orange	White	Orange
SMU	12 p.m.	3:35	33,396	20-10	30-27	Won	Kickoff	TD	Punt	White	Orange	Orange
Clemson	12 p.m.	3:18	37,291	6-9	13-18	Won	Kickoff	FG	FG	White	Blue	Blue
at NC State	12 p.m.	3:23	53,948	6-7	34-31	Lost	Receive	FG	Punt	Orange	White	Orange
at Boston College	12 p.m.	3:37	35,109	3-13	15-27	Won	Kickoff	Punt	TD	Orange	White	Orange
Notre Dame	12 p.m.											

GAME NOTES: MISCELLANEOUS

EST. 1889

- The Syracuse program is one of the most storied in college football. The Orange are 8th among Division I teams, and No. 6 among FBS schools, in number of games played.
- The Orange's varsity football history dates back to Nov. 23, 1889 when Syracuse traveled to the University of Rochester for its inaugural contest.

Division I Most Games Played

Rk.	Team	Games
1.	Penn	1,460
2.	Rutgers	1,441
3.	Navy	1,428
	Michigan	1,428
5.	Lehigh	1,426
6.	Penn State	1,417
7.	Nebraska	1,415
8.	**Syracuse**	**1,413**
9.	Lafayette	1,411
10.	Yale	1,410

MARVIN HARRISON TO ENTER CFB HOF

- Marvin Harrison will be part of this year's College Football Hall of Fame class, making him the 20th Syracuse player or coach to earn the honor.
- Harrison was the Orange's all-time receiving leader until 2017, having posted 2,728 yards during his career.
- During his final season, he and Donovan McNabb teamed up to lead the Orange to a 9-3 finish and a 41-0 victory over Clemson in the 1996 Gator Bowl.
- Harrison set SU bowl records for receptions (7) and receiving yards (173) in the Gator Bowl Triumph.
- Harrison was inducted to the Pro Football Hall of Fame in 2016 and is one of nine Orange alums to be enshrined in Canton, Ohio. He is the sixth alum to be inducted into both the Professional and College Hall of Fame.

OVERTIME HISTORY

Since the NCAA instituted overtime in 1996, Syracuse owns a 16-9 (.640) overall record in extra-session games.

Date	Opponent	W/L	Score
8/30/97	NC State	L	31-32
11/13/99	at Rutgers	L	21-24
10/7/00	Pittsburgh	W	24-17 (2OT)
9/28/02	at Auburn	L	34-37 (3OT)
11/9/02	Virginia Tech	W	50-42 (3OT)
9/6/03	at North Carolina	W	49-47 (3OT)
11/6/04	Pittsburgh *	W	38-31 (2OT)
9/9/06	Iowa	L	13-20 (2OT)
9/30/06	Wyoming *	W	40-34 (2OT)
9/5/09	Minnesota	L	20-23
9/1/11	Wake Forest	W	36-29
9/24/11	Toledo	W	33-30
10/1/11	Rutgers	L	16-19 (2OT)
8/29/14	Villanova	W	27-26 (2OT)
9/19/15	Central Michigan	W	30-27
10/17/15	at Virginia	L	38-44 (3OT)
10/6/18	at Pittsburgh	L	37-44
10/20/18	North Carolina	W	40-37 (2OT)
11/30/19	Wake Forest	W	39-30
10/9/21	Wake Forest	L	37-40
10/4/24	at UNLV	W	44-41
11/2/24	Virginia Tech	W	38-31
9/6/25	UConn	W	27-20
10/3/26	UConn	W	42-41
10/24/26	North Carolina	W	31-30

** - Win vacated by NCAA*

OUR HOUSE– THE LOUD HOUSE



- Built between April 1979 and September 1980, the JMA Wireless Dome was the fifth-largest stadium of its kind in the U.S. at the time and the first in the Northeast. The building covers 7.7 acres and has 527,320 square feet of floor space. It is 570 feet long and 497 feet wide, and the top of the Dome is 165 feet above the playing surface.
- In May 2018, the University Board of Trustees authorized a $118 million investment for new stadium improvements. Renovations began in March of 2020 with the installation of a new fixed roof. Additional upgrades include a center-hung scoreboard, state-of-the-art sound and lighting systems, improved accessibility and added Wi-Fi capabilities. Air conditioning, new accessible restrooms and new concessions space were also added.
- The new roof features over 3,000 tons of steel fixed to the structure and the center-hung scoreboard is the second-largest center-hung indoor system in the United States.

TOP 10 CROWDS (since 1980)

	Att.	Opponent	Year
1.	50,564	Miami (Ohio)	1980
2.	50,350	Navy	1980
3.	50,248	Clemson	2019
4.	50,243	Pittsburgh	1980
5.	50,037	Penn State	1981
6.	50,021	Penn State	1985
7.	50,011	Penn State	1987
8.	50,010	Penn State	1983
9.	49,892	Boston College	1987
10.	49,876	Penn State	1989

QUICK FACTS

First Game: Sept. 20, 1980
Result: Syracuse 36, Miami (Ohio) 24
Syracuse Record: 166-109-2 (.599) *
Field Name: Ernie Davis Legends Field
Surface: FieldTurf

** - Record includes eight wins from 2004-06 vacated by NCAA*

ON THIS DATE - NOV. 28

Syracuse is 6-1-1 all-time in games played on this date.

Year	Opponent	Result
1918	Columbia	W, 20-0
1929	at Columbia	W, 6-0
1930	at Columbia	W, 19-7
1935	at Maryland	T, 0-0
1963	vs. Notre Dame	W, 14-7
1998	Miami (Fla.)	W, 66-13
2009	at Connecticut	L, 31-56
2015	Boston College	W, 20-17

1963

The Orange and Fighting Irish have met on this date once before, clashing at Yankee Stadium on Thanksgiving. Syracuse's defense held Notre Dame to just 174 yards of total offense and picked up just two first downs in the second half. The game was played in front of a crowd of 56,972.

1998

The No. 21 Orange welcomed the No. 19 Miami Hurricanes to the Dome for the regular season finale with the conference title on the line. Syracuse punctuated their Big East Conference Title with a 66-13 triumph over Miami. Syracuse scored 45 points in the first half and Donovan McNabb accounted for four touchdowns, three rushing and one passing, in his final game at the Dome.

AROUND THE ACC/NATIONAL POLLS

2026 ACC STANDINGS

	ACC Games					Overall						
	W-L	For	Opp	Hm	Rd	W-L	For	Opp	Hm	Rd	Nu	Streak
Miami (FL)	8-0	316	177	4-0	4-0	10-1	469	218	6-0	4-1	0-0	W2
Wake Forest	7-1	336	127	2-1	5-0	10-1	489	179	4-1	6-0	0-0	W8
Louisville	7-2	328	203	4-1	3-1	8-3	425	257	5-1	3-1	0-1	W6
Clemson	5-3	161	158	1-3	4-0	7-4	230	216	3-3	4-1	0-0	W1
SMU	5-3	250	221	4-1	1-2	7-4	343	279	6-1	1-3	0-0	L2
Duke	4-4	222	136	2-2	2-2	7-4	332	173	4-2	3-2	0-0	L2
Stanford	4-4	189	294	2-1	2-3	6-5	267	386	4-1	2-4	0-0	W2
Virginia	4-4	182	195	2-1	2-3	6-5	310	239	6-1	0-3	0-1	W2
Boston College	3-4	159	187	2-2	1-2	5-6	231	299	4-2	1-4	0-0	W1
NC State	3-5	174	226	2-3	1-2	5-6	319	292	4-3	1-3	0-0	W1
Florida St.	3-5	198	219	1-3	2-2	5-6	271	269	3-3	2-3	0-0	L1
Pittsburgh	3-5	177	215	2-2	1-3	6-5	307	236	5-2	1-3	0-0	L2
Virginia Tech	3-5	198	233	1-2	2-3	6-5	350	283	3-2	3-3	0-0	L3
Syracuse	**3-6**	**205**	**243**	**1-3**	**2-3**	**5-6**	**313**	**287**	**2-3**	**3-3**	**0-0**	**L1**
North Carolina	2-5	168	191	0-3	2-2	5-6	282	262	1-4	3-2	1-0	L2
California	2-6	128	273	1-2	1-4	3-8	232	364	2-4	1-4	0-0	L5
Georgia Tech	2-6	183	276	1-3	1-3	3-8	264	346	2-5	1-3	0-0	L1

WEEK 12 SCHEDULE

Friday, Nov.20
Clemson 20, Duke 10

Saturday, Nov.21
Boston College 27, Syracuse 15
Wake Forest 50, Georgia Tech 29
Virginia 41, North Carolina 24
NC State 28, Florida State 10
Miami 28, Virginia Tech 20
Notre Dame 24, SMU 3
Stanford 44, Cal, 28
Louisville 42, Pitt 10

WEEK 13 SCHEDULE

Friday, Nov.27

Florida at Florida State	3:30 p.m.

Saturday, Nov.28

Notre Dame at Syracuse	**12 p.m.**
Boston College at Miami	12 p.m
Louisville at Kentucky	12 p.m..
NC State at North Carolina	12 p.m.
South Carolina at Clemson	3 p.m
Virginia at Virginia Tech	3 p.m.
Duke at Wake Forest	3:30 p.m.
SMU at Stanford	3:30 p.m.
Georgia Tech at Georgia	3:30 p.m.
Pitt at California	7:30 p.m.

WEEK 14 SCHEDULE

Saturday, Dec. 5

ACC Championship Game	12 p.m.

ASSOCIATED PRESS POLL (Week 12)

		Rec.	Pts.	Prev.
1.	Georgia	10-1	1711	1
2.	Utah	11-0	1662	2
3.	Notre Dame	10-1	1591	3
4.	Miami	10-1	1491	5
5.	Texas	9-2	1392	8
6.	Alabama	9-2	1352	7
7.	Tennessee	9-2	1317	9
8.	Wake Forest	10-1	1264	10
9.	Texas Tech	10-1	1166	11
10.	UCLA	10-1	1156	4
11.	BYU	9-2	1030	12
12.	Indiana	9-2	958	6
13.	Iowa	9-2	912	13
14.	Oregon	8-3	865	14
15.	USC	8-3	699	18
16.	Arizona	8-3	665	19
17.	Houston	8-3	570	20
18.	Louisville	8-3	565	21
19.	Oklahoma	7-4	341	NR
20.	Florida	7-4	310	23
21.	Liberty	10-1	294	22
22.	Boise State	9-2	207	15
23.	Ole Miss	7-4	200	25
24.	Missouri	7-4	125	NR
25.	Ohio State	7-4	112	16

Opponents Receiving Votes: N/A

AFCA COACHES POLL (Week 12)

		Rec.	Pts.	Prev.
1.	Georgia	10-1	1811	1
2.	Utah	11-0	1755	2
3.	Notre Dame	10-1	1668	3
4.	Miami	10-1	1569	6
5.	Alabama	9-2	1465	7
6.	Texas	9-2	1444	8
7.	Tennessee	9-2	1345	9
8.	Wake Forest	10-1	1320	10
9.	Texas Tech	10-1	1230	11
10.	UCLA	10-1	1211	4
11.	BYU	9-2	1094	12
12.	Indiana	9-2	1058	5
13.	Iowa	9-2	993	13
14.	Oregon	8-3	905	14
15.	USC	8-3	720	19
16.	Arizona	8-3	659	20
17.	Houston	8-3	571	21
18.	Louisville	8-3	564	22
19.	Ole Miss	7-4	485	16
20.	Florida	7-4	294	25
21.	Boise State	9-2	230	15
22.	Oklahoma	7-4	207	NR
23.	Missouri	7-4	187	NR
24.	Liberty	10-1	171	NR
25.	Kentucky	7-4	155	18

Opponents Receiving Votes: Clemson 11, SMU 4

SYRACUSE WEEK-BY-WEEK RANKING

	AP	CP	CFP
Preseason	NR	NR	--
Sept. 8	NR	NR	--
Sept. 13	NR	NR	--
Sept. 20	NR	NR	--
Sept. 27	NR	NR	--
Oct. 4	NR	NR	--
Oct. 11	NR	NR	--
Oct. 18	NR	NR	--
Oct. 25	NR	NR	--
Nov. 1	NR	NR	NR
Nov. 8	NR	NR	NR
Nov. 15	NR	NR	NR
Nov. 22	NR	NR	NR
Nov. 29			

FRAN BROWN



Head Coach • Third Season • Career Record: 18-18 (.500)

Fran Brown was hired as Syracuse's 31st head coach on Nov. 28, 2023 and immediately invigorated the Syracuse football program, winning multiple national coach of the year honors, delivering a 10-win season and signing the three highest-ranked recruiting classes in the modern era for Syracuse football through his first two seasons.

Brown delivered a 10-win season in his first year at the helm, tying Paul Pasqualoni (1991) for the most victories by a coach in their first season at Syracuse. The 10 wins tie for the third-most victories in a season in program history and was just the third double-digit win campaign for Syracuse since the start of this century.

Buoyed by the culture of D.A.R.T. (Detailed. Accountable. Relentless. Tough.), Brown's Orange won three games against top-25 opponents, the most since 1998 for Syracuse, tallied nine wins over bowl teams, finished the season ranked in every poll for the first time since 2018 and boasted a 7-2 mark in one-score games. 'Cuse capped the season with a win over Washington State in the DIRECTV Holiday Bowl, the program's third-straight bowl appearance.

Syracuse had 12 players earn All-ACC honors in 2024, the most since joining the conference, despite the league now having the most teams in conference history (17), including First Team All-ACC selection Oronde Gadsden II, who also earned AP All-America honors.

The Orange's passing attack led the nation and set numerous records in Brown's first season. Led by standout Kyle McCord, who became the first Syracuse player to finish in the top-10 of Heisman Trophy voting since 2001. McCord set new program records for passing yards (4,779), completions (391), passing attempts (592), passing touchdowns (34), yards per game (367.6) and total offense (4,714).

'Cuse had four players with 60+ receptions, the only school in the nation to do so, and had five players have over 500 yards receiving. Trebor Pena (84), Jackson Meeks (78), Oronde Gadsden II (73) and LeQuint Allen Jr. (64), all finished in the top-11 of single-season receptions at Syracuse.

Allen also had over 1,000 yards on the ground, making him the first running back in school history to have over 1,000 rushing yards and 500 receiving yards in the same season. Allen set new program records for receptions (64) and receiving yards (521) by a running back. He was one-of-two running backs nationally to go over 1,000 rushing and 500 receiving yards on the season.

With Allen's 1,021 rushing yards and Jackson Meeks' 1,021 receiving yards, it was the first time since 2012 that 'Cuse had a 1,000+ yard rusher and receiver.

In addition to Allen's records by a running back, Gadsden broke his own record for receptions by a tight end (73) on the season.

The Orange offense set over 20 individual or team single-season or career records on the season.

Defensively, 10 different Syracuse players recorded an interception on the season, a hallmark of Brown's experience in the secondary and development of defensive backs.

His second season picked up right where he left off, with the Orange defeating Clemson at Memorial Stadium in the ACC opener, the program's first victory in Death Valley. However, mounting injuries to key players stalled momentum, with Syracuse finishing the season 3-9.

Quarterback Steve Angeli was leading the nation in passing through four games, showing that a prolific passing attack was no fluke in year one, however a season-ending injury in the second half of the Clemson game stalled the results offensively the rest of the way.

Jack Stonehouse was the Orange's lone All-ACC selection in 2025, setting the program's single-season punting record, but the future remains bright. The Orange played the most first-time starters in the power 4 in 2025, and more than 60-percent of the players who saw the field were underclassmen.

Freshman linebacker Antoine Deslauriers was named a Freshman All-American and two-way player Demetres Samuel Jr. was a semifinalist for the Shaun Alexander Award, presented annually to the nation's top true freshman.

The nation's top recruiter, a member of the 2022 College Football National Championship coaching staff and a New Jersey native, Brown has invigorated Syracuse's recruiting efforts in just one season at Syracuse. The 2024 and 2025 recruiting classes – Brown's first two classes – are the two highest-ranked recruiting classes since the advent of national recruiting services. His first transfer portal class ranked No. 9 nationally, another program best.

THE BROWN FILE

THE BROWN FILE

Experience: 3rd season
Hometown: Camden, N.J.
Alma Mater: Western Carolina '06
Family: wife, Teara; sons, Fran Jr., Brayden; daughter, Ivy Ann

PLAYING EXPERIENCE

College: Western Carolina (2003-05)
Pro: Cincinnati Bengals (2007-08)

COACHING LEDGER

Year	School	W-L	Pos.
2010	Paul VI High School	8-2	DB
2011	Temple	9-4	Int. Ops.
2012	Temple	4-7	GA
2013	Temple	2-10	DB
2014	Temple	6-6	DB
2015	Temple	10-4	DB
2016	Temple	10-4	AHC/DB
2017	Baylor	1-11	AHC/CB
2018	Baylor	7-6	AHC/CB
2019	Baylor	11-3	co-DC/CB
2020	Rutgers	3-6	DB
2021	Rutgers	5-8	DB
2022	Georgia	15-0	DB
2023	Georgia	13-1	DB
2024	Syracuse	10-3	HC
2025	Syracuse	3-9	HC
2026	Syracuse	5-6	HC
Totals	**17 seasons**		
	Assistant Coach/GA	**101-72 (.584)**	
	Head Coach	**18-18 (.500)**	

POSTSEASON EXPERIENCE

Year	Postseason	School
2011	Gildan New Mexico Bowl	Temple
2015	AAC Championship Game	Temple
2015	Marmot Boca Raton Bowl	Temple
2016	AAC Championship Game	Temple
2016	Military Bowl	Temple
2018	Academy Sports Texas Bowl	Baylor
2019	Big XII Championship Game	Baylor
2020	Allstate Sugar Bowl	Baylor
2021	TaxSlayer Gator Bowl	Temple
2022	SEC Championship Game	Georgia
2022	Chick-Fil-A Peach Bowl	Georgia
2023	CFP National Championship	Georgia
2023	SEC Championship Game	Georgia
2023	Capital One Orange Bowl *	Georgia
2024	DIRECTV Holiday Bowl	Syracuse

** Did not coach in game, already had accepted Syracuse HC position.*

Brown came to Syracuse from Georgia, where he joined the staff in early 2022. The Bulldogs were 27-1 in his time there and he was part of the coaching staff that led the team to an undefeated season and victory in the 2022 College Football National Championship. Under the leadership of the defensive coaching staff, the Georgia defense finished the season ranked among the nation's leaders in rushing defense, scoring defense, red zone defense and total defense. The defense also finished the season with two first team All-Americans and finalists for awards, including the Butkus Award, the Rotary Lombardi Award, the Bronko Nagurski Trophy and the Shaun Alexander Freshman of the Year Award.

According to 247Sports, Brown was the No. 1 recruiter in the nation for the 2024 recruiting class and played a critical role in attracting top talent to Georgia. This designation follows his recruitment of two five-star prospects, both of whom were ranked No. 1 in their respective positions.

Brown's extensive resume also includes stops at Rutgers, Temple (2011-16, 2019), Baylor (2017-18) and Paul VI High School (2010).

Prior to joining the Georgia staff, Brown was defensive backs coach at Rutgers for two seasons. In his first year with the program, his secondary helped create 19 turnovers in 2020, 10 more than the previous season and the most since 2012 for the Scarlet Knights.

Before Rutgers, Brown was co-defensive coordinator and cornerbacks coach at Temple. While there, the defensive unit was nationally ranked in red zone defense, sacks, defensive touchdowns, tackles-for-loss and fumbles recovered. At Temple, Brown recruited or coached five players who went on to play in the NFL, including three draft picks: Harrison Hand (fifth round, Minnesota Vikings), Shaun Bradley (sixth round, Philadelphia Eagles) and Chapelle Russell (seventh round, Tampa Bay).

Brown has also recruited and worked with future NFL players, such as Sean Chandler, P.J. Walker, Haason Reddick, Jullian Taylor, Sharif Finch, Jacob Martin and Raquell Armstead.

At Baylor, Brown served as the assistant head coach/defensive backs coach. While in Waco, he helped turn the program around from a 1-11 season in 2017 to a 7-6 mark the following year, which culminated in a Texas Bowl victory.

A former student-athlete, Brown played football at Western Carolina University, where he was named a team captain and earned First Team All-SoCon selection at cornerback for the Catamounts. He went on to play two seasons in the NFL with the Cincinnati Bengals.

Brown grew up in Camden, New Jersey, and began his collegiate career at Hudson Valley Community College, before finishing his college career at Western Carolina.

Brown and his wife, Teara, have two sons, Fran Jr. and Brayden, and a daughter, Ivy Ann.

THE FRAN BROWN ERA

YEAR-BY-YEAR

2024 (10-3, 5-3 ACC) • Syracuse

Date	Opponent	Score
Aug. 31	Ohio	W, 38-22
Sept. 7	#23 Georgia Tech *	W, 31-28
Sept. 20	Stanford *	L, 24-26
Sept. 28	Holy Cross	W, 42-14
Oct. 4	at #25 UNLV	W, 44-41 (OT)
Oct. 12	at NC State *	W, 24-17
Oct. 24	at #19 Pittsburgh *	L, 13-41
Nov. 2	Virginia Tech *	W, 38-31 (OT)
Nov. 9	at Boston College *	L, 31-37
Nov. 16	at California *	W, 33-25
Nov. 23	UConn	W, 31-24
Nov. 30	#8 Miami *	W, 42-38
Dec. 27	vs. Washington State ^	W, 52-35

** - ACC*
^ - DIRECTV Holiday Bowl (San Diego, Calif.)

2025 (3-9, 1-7 ACC) • Syracuse

Date	Opponent	Score
Aug. 30	vs. #24 Tennessee ^	L, 26-45
Sept. 6	UConn	W, 27-20 (OT)
Sept. 12	Colgate	W, 66-24
Sept. 20	at Clemson *	W, 34-21
Sept. 27	Duke *	L, 3-38
Oct. 4	at SMU *	L, 18-31
Oct. 18	Pittsburgh *	L, 13-30
Oct. 25	at #7 Georgia Tech *	L, 16-41
Oct. 31	North Carolina *	L, 10-27
Nov. 8	at #18 Miami *	L, 10-38
Nov. 22	at #9 Notre Dame	L, 7-70
Nov. 29	Boston College *	L, 12-34

** - ACC*
^ - Aflac Kickoff Game (Atlanta, Ga.)

2026 (5-5, 3-5 ACC) • Syracuse

Date	Opponent	Score
Sept. 5	New Hampshire	W, 66-3
Sept. 12	Cal	L, 18-21
Sept. 17	at Pittsburgh	L, 13-27
Oct. 3	at UConn	W, 42-41 (OT)
Oct. 10	at Virginia	L, 25-28
Oct. 17	Louisville	L, 26-34
Oct. 24	at North Carolina	W, 31-30 (OT)
Oct. 31	#19 SMU	W, 30-27
Nov. 7	Clemson	L, 13-18
Nov. 14	at NC State	W, 34-31
Nov. 21	at Boston College	L, 15-27

HONORS & AWARDS

Georgia

2023 247Sports Recruiter of the Year

Syracuse

2024 Paul "Bear" Bryant Newcomer Coach of the Year
Steve Spurrier Award
2025 Paul "Bear" Bryant National Coach of the Week (9/23)

BROWN VS. THE OPPOSITION

	W-L	Pct.	Streak
Boston College	0-3	.000	Lost 3
California	1-1	.500	Lost 1
Clemson	1-1	.500	Lost 1
Colgate	1-0	1.000	Won 1
Connecticut	3-0	1.000	Won 3
Duke	0-1	.000	Lost 1
Georgia Tech	1-1	.500	Lost 1
Holy Cross	1-0	1.000	Won 1
Louisville	0-1	.000	Lost 1
Miami	1-1	.500	Lost 1
NC State	2-0	1.000	Won 2
New Hampshire	1-0	1.000	Won 1
North Carolina	1-1	.500	Won 1
Notre Dame	0-1	.000	Lost 1
Ohio	1-0	1.000	Won 1
Pittsburgh	0-3	.000	Lost 3
SMU	1-1	.500	Won 1
Stanford	0-1	.000	Lost 1
Tennessee	0-1	.000	Lost 1
UNLV	1-0	1.000	Won 1
Virginia	0-1	.000	Lost 1
Virginia Tech	1-0	1.000	Won 1
Washington State	1-0	1.000	Won 1
Totals	**18-18**	**.500**	

BROWN SUPERLATIVES

Most Points in a Game
66, twice, last vs. New Hampshire, Sept. 5, 2026
Most Points in a Half
41 vs. New Hampshire, Sept. 5, 2026
Most Points in a Quarter
27 vs. New Hampshire, Sept. 5, 2026
Largest Deficit Overcome in a Win
21 (0-21) vs. Miami, Nov. 30, 2024
Most Touchdowns Scored
9, twice, last vs. New Hampshire, Sept. 5, 2026
Most Rushing Touchdowns
4 vs. New Hampshire, Sept. 5, 2026
Most Passing Touchdowns
6 vs. Colgate, Sept. 12, 2025
Most Field Goals Made
4 at California, Nov. 16, 2024
Most First Downs
34 at UNLV, Oct. 4, 2024
Most Yards of Total Offense
620 vs. Colgate, Sept. 12, 2025
Most Plays
96 at UNLV, Oct. 4, 2024
Highest Average Yards Per Play
10.1 vs. Washington State, Dec. 27, 2024
Most Rushing Yards
239 vs. New Hampshire, Sept. 5, 2026
Most Rushing Attempts
50 vs. Notre Dame, Nov. 22, 2025
Highest Average Yards Per Rush
5.9 vs. Washington State, Dec. 27, 2024
Most Pass Completions
40 at UNLV, Oct. 4, 2024
Most Pass Attempts
64 at Pittsburgh, Oct. 24, 2024
Most Passing Yards
470 vs. UConn, Nov. 23, 2024
Highest Completion Percentage
78.7 (37-47) vs. UConn, Nov. 23, 2024
Most Turnovers
5 at Pittsburgh, Oct. 24, 2024
Most Penalties
14 vs. Cal, Sept. 12, 2026
Fewest Penalties
3 vs. North Carolina, Oct. 31, 2025
Most Penalty Yards
125 vs. New Hampshire, Sept. 5, 2026
Fewest Penalty Yards
25 vs. North Carolina, Oct. 31, 2025
Most Punts
7 vs. Pittsburgh, Oct. 18, 2025
7 at Clemson, Sept. 20, 2025
Fewest Punts
1 at NC State, Oct. 12, 2024
1 vs. Colgate, Sept. 12, 2025
Most Punt Returns
7 vs. New Hampshire, Sept. 5, 2026
Most Punt Return Yards
159 vs. New Hampshire, Sept. 5, 2026
Most Kickoff Returns
5 vs. Pittsburgh, Oct. 18, 2025
Most Kickoff Return Yards
119 vs. Pittsburgh, Oct. 18, 2025
Most Passes Intercepted
2 vs. Stanford, Sept. 20, 2024
2 at California, Nov. 16, 2024
2 vs. Washington State, Dec. 27, 2024
2, vs. Colgate, Sept. 12, 2025
2, vs. Louisville, Oct. 17, 2026
Best Third-Down Conversion Percentage
70.0 (7-10) vs. Miami, Nov. 30, 2024
70.0 (7-10) vs. Colgate, Sept. 12, 2025
Most Time of Possession
41:50 at Notre Dame, Nov. 22, 2025
Most Tackles for Loss
13.0 vs. Pittsburgh, Oct. 18, 2025
Most Sacks
7.0 vs. Pittsburgh, Oct. 18, 2025

ASSISTANT COACHES



VINCE KEHRES (Booth)
Defensive Coordinator
Experience: 27th season/1st at Syracuse
Hometown: Alliance, OH
Alma Mater: Mount Union '98



JEFF NIXON (Booth)
Offensive Coordinator/Running Backs
Experience: 30th season/3rd at Syracuse
Hometown: New Brighton/State College, Pa.
Alma Mater: Penn State '08 BA; Shippensburg '03 MA



ALEX BAYER (Field)
Special Teams Coordinator
Experience: 10th season/1st at Syracuse
Hometown: Pickerington, OH
Alma Mater: Bowling Green '13, Otterbein '19 MS



MICHAEL JOHNSON (Field)
Co-Offensive Coordinator/Tight Ends
Experience: 26th season/5th at Syracuse
Hometown: Los Angeles, Calif.
Alma Mater: Akron '08



JOHN SCOTT JR. (Field)
Associate Head Coach/Co-Defensive Coord./Defensive Line
Experience: 25th season/1st at Syracuse
Hometown: Omaha, NE
Alma Mater: Western Carolina '00



JUAN CASTILLO (Field)
Offensive Line
Experience: 41st season/1st at Syracuse
Hometown: Port Isabel, TX
Alma Mater: Texas A&I '81



PERRY ELIANO (Field)
Defensive Backs
Experience: 26th season/1st at Syracuse
Hometown: Killeen, TX
Alma Mater: Stephen F. Austin, B.S. '00, M.S. '02



JOSH GATTIS (Field)
Wide Receivers/Passing Game Coordinator
Experience: 17th season/2nd at Syracuse
Hometown: Cleveland, OH
Alma Mater: Wake Forest '06



JEREMY HAWKINS (Booth)
Edge
Experience: 14th season/1st at Syracuse
Hometown: Americus, GA
Alma Mater: Troy '09, M.S. '14



SEAN RYAN (Field)
Quarterbacks
Experience: 8th season/2nd at Syracuse
Hometown: Bainbridge, Ga.
Alma Mater: North Alabama '13

DENNIS THOMAS (Field)
Running Backs
Experience: 5th season/4th at Syracuse
Hometown: Salem, NJ
Alma Mater: Rutgers '01



MARCUS WALKER (Field)
Nickels
Experience: 12th season/1st at Syracuse
Hometown: Waco, TX
Alma Mater: Oklahoma '07

FOOTBALL STAFF

QUALITY CONTROL/ANALYSTS



Jeff Ambrosie
Asst. Off. Line



Dan Bolden
Analyst (D)



Charlie Brewer
Analyst (O)



William Coale
QC (ST)



Mike Gillespie
QC (O)



Ryan Krum
Analyst (O)



Brandon Napoleon
Ast. DBs



Deon Maddox
QC (O)



Chris Mull
Analyst (D)



Zach Van Arsdale
QC (O)



Nitron Stork
Analyst (D)



Charles Watkins
QC (TE)

KEY SUPPORT STAFF



Stack Williams
DPD



Kelvin Hopkins
Dir. Ops



Chad Smith
S&C



Ryan Kelly
Ops



Thomas Caporale
GM



Drew Willson
AT



Jordan Barber
Assoc. HC



Dre Kates
Ast to HC



Will Hicks
S&C



Dwight Freeney
Player Dev.



Aaron Mannicci
Scouting



Julia Zalewski
Dietitian

PROJECTED DEPTH CHART

OFFENSE

QB	16	Malachi Nelson (6-3, 205, Sr.)
	17	Rich Belin (6-0, 200, So.)
RB	22	Ahmad Miller (6-0, 210, Sr.)
OR	20	Tylik Hill (5-9, 190, So.)
TE	0	David Clement (6-6, 260, Sr.)
	19	Daunte Bacheyie (6-5, 225, So.)
OR	81	Noah Meyers (6-5, 245, Sr.)
WR	2	Umari Hatcher (6-3, 190, 6th)
	11	Cole Weaver (6-4, 220, Sr.)
WR	86	Justus Ross-Simmons (6-3, 210, 5th)
	8	Tyshawn Russell (5-11, 188, Sr.)
WR	5	Calvin Russell III (6-5, 205, Fr.)
	6	Darius Johnson (5-10, 185, So.)
LT	75	Trevion Mack (6-6, 320, Sr.)
OR	60	Naquil Betrand (6-6, 320, Sr.)
LG	69	Oluwafunto Akinshilo (6-5, 330, 6th)
	76	Byron Washington (6-7, 385, So.)
C	50	Khalil Stewart (6-4, 325, So.)
	74	Matthew Hawn (6-6, 310, So.)
RG	78	Joe Cruz (6-5, 320, 5th)
	76	Byron Washington (6-7, 385, So.)
RT	64	Skylar Harvey (6-7, 329, So.)
	77	Kam Pringle (6-8, 325, Jr.)

DEFENSE

DE	30	Tunmise Adeleye (6-4, 270, 5th)
	15	Nathan Nyandoro (6-6, 275, So.)
DT	11	Nissi Ogbebor (6-6, 300, So.)
	98	Jartavius Flounoy (6-1, 320, So.)
DT	92	Rashard Perry (6-3, 295, Sr.)
OR	95	Dillan Fontus (6-6, 300, Sr.)
DE	14	Keyshawn Johnson (6-3, 235, Sr.)
OR	18	David Omopariola (6-3, 255, Sr.)
LB	5	Antoine Deslauriers (6-1, 235, So.)
OR	2	Zyian Moultrie-Goddard (6-0, 230, Sr.)
OR	10	Gary Bryant III (6-1, 230, 5th)
LB	6	Chris D'Appolonia (6-3, 235, Sr.)
OR	10	Gary Bryant III (6-1, 230, 5th)
	82	Jamie Tremble (6-4, 230, Jr.)
OR	33	Gemaus Sackie (6-0, 225, Fr.)
N	3	Davien Kerr (6-1, 190, Jr.)
	27	Javon Lawrence (6-1, 185, So.)
CB	1	Demetres Samuel Jr. (6-1, 195, So.)
	25	Cam Hairston-Taylor (6-0, 190, Fr.)
SS	0	Braheem Long Jr. (6-0, 176, Fr.)
	19	Cornell Perry (6-1, 190, 5th)
OR	22	Ziyyon Bredell (6-0, 190, So.)
FS	12	Chris Peal (6-1, 200, Sr.)
	13	Amare Snowden (6-4, 210, Sr.)
CB	7	Nazir Ward (6-0, 180, Sr.)
	4	Chase Geter (6-1, 190, Fr.)

SPECIAL TEAMS

PK	47	Tripp Woody (5-9, 190, Jr.)
	40	Shay Barker (6-2, 195, Fr.)
P	41	Jimmy Gregg (6-1, 200, Fr.)
	46	Mateja Pavlovich (6-2, 210, So.)
LS	21	Fran Brown Jr. (5-11, 215, Sr.)
	37	Tim Schwerha (6-1, 210, Fr.)
KR	3	Davion Kerr (6-1, 200, So.)
	13	Matthew Outten (6-1, 207, So.)
PR	1	Demetres Samuel Jr. (6-1, 195, So.)
	3	Davien Kerr (6-1, 190, Jr.)

START CHART

Offense	'22	'23	'24	'25	'26	Strk	Total
Justus Ross-Simmons, WR #	10	12	1	4	4	3	31
Umari Hatcher, WR	0	11	6	0	11	11	28
Joe Cruz, OL	0	3	1	12	10	7	28
Amari Odom, QB >	-	1	8	10	1	0	20
Cole Weaver, WR%		-	-	1	13	3	0	17
Trevion Mack, OL			0	0	10	7	0	16
David Clement, TE			0	2	5	9	2	17
Ahmad Miller, RB $			-	0	8	5	0	13
Steve Angeli, QB !	0	1	0	4	8	5	13
Kam Pringle, OL	-	-	-	1	9	0	10
Malachi Nelson, QB ?	-	0	0	6	2	0	8
Darius Johnson, WR	-	-	-	1	6	0	7
Oluwafunto Akinshilo, OL	0	0	0	0	8	1	8
Byron Washington, OL	-	-	-	3	3	0	6
Jayden Mann, OL				-	6	0	6
Naquil Betrand, OL	-	0	0	2	4	2	6
Tylik Hill, RB				0	5	1	5
Daunte Bacheyie, TE				0	4	0	4
Kahlil Stewart, OL				-	6	6	6
Calvin Russell III, WR				-	4	0	4
Joseph Filardi, QB	-	-	-	3	-	0	3
Darien Williams, WR	-	-	-	2	-	0	2
Zamondre Merriweather, WR			0	-	2	0	2
Tyshawn Russell, WR	0	0	0	1	0	0	1
Matthew Hawn, OL	-	-	-	1	0	0	1
Ju'Juan Johnson, RB*			0	1	0	0	1
Shavane Anderson Jr., RB					1	0	1
Elijah Washington-Baker, TE	-	-	-	1	0	1	
Skylar Harvey, OL		-	-	0	2	2	2

 # - includes starts at Colorado State
^ - includes starts at Howard
! - includes starts at Notre Dame
& - includes starts at Saint Francis
@ - includes starts at Alabama & Florida State
** - Includes starts at LSU*
+ - Includes starts at South Carolina
% - Includes starts at Miami (Ohio
$ - Includes starts at Jackson State
> - Includes starts at Wofford and Kennesaw State
? - Includes starts at UTEP

Defense	'22	'23	'24	'25	'26	Strk	Total
Gary Bryant III, LB ?	0	0	14	10	1	0	25
Demetres Samuel, Jr., DB	-	-	-	12	11	23	23
Chris Peal, DB	-	0	0	12	11	23	23
Chris D'Appolonia, LB+	-	-	-	12	11	23	23
Keyshawn Johnson, LB	-	0	0	11	11	19	22
Nazir Ward, DB^	-	0	1	13	6	0	20
Tunmise Adeleye, DL*	2	1	0	6	11	11	20
Antoine Deslauriers, LB	-	-	-	11	8	4	19
Davien Kerr, DB	-	-	4	3	11	11	18
Rashard Perry, DL,			4	0	11	11	15
Nissi Ogbebor, DL				0	11	11	11
Braheem Long Jr., DB			0	4	7	3	11
Dillan Fontus, DL !	0	0	1	7	0	0	8
Cornell Perry, DB	0	0	0	7	1	0	8
Jamie Tremble, TE/LB			0	4	0	0	4
Jai Eugene Jr., DB				-	4	0	4
Isaiah Hastings, DL	0	0	2	0	0	0	2
Zyian Moultrie-Goddard, LB	-	0	0	2	0	0	2
Jartavius Flounoy, DL&		-	-	1	0	0	1
Chase Geter, DB				-	2	1	2

? - includes starts at South Dakota
! - includes starts at Maryland
** - includes starts at UNLV, Texas State, Michigan State and Texas A&M*
+ - Includes starts at Toledo
& - Includes start from Georgia State
^ includes starts at Western Kentucky

Specialists	'22	'23	'24	'25	'26	Strk	Total
Tripp Woody, K	-	-	0	12	7	4	19
Jimmy Gregg, P	-	-	-	-	11	11	11
Shay Barker, K					4	0	4

NUMERICAL ROSTER

No.	Name	Pos.	Cl.	Ht.	Wt.	Hometown/High School/Previous School
0	David Clement	TE	Sr.	6-6	260	Albany, N.Y. / CBA
0	Braheem Long Jr.	DB	Jr.	6-0	185	Camden, N.J. / Camden
1	Demetres Samuel Jr.	DB/WR	So.	6-1	195	Palm Bay, Fla. / Heritage
2	Umari Hatcher	WR	6th	6-3	190	Woodbridge, Va. / Freedom
2	Zyian Moultrie-Goddard	LB	Sr.	6-0	230	Bronx, N.Y. / Iona Prep
3	Davien Kerr	DB	Jr.	6-1	190	Bloomfield, Conn. / Bloomfield
3	Davion Kerr	RB	So.	6-1	200	Bloomfield, Conn. / St. Thomas More
4	Chase Geter	DB	Fr.	6-1	190	Ashburn, Va. / Stone Bridge
4	Ju'Juan Johnson	RB	Jr.	6-0	205	Lafayette, La. / Lafayette Christian Academy / LSU
5	Antoine Deslauriers	LB	So.	6-1	235	Montreal, Quebec / Rabun Gap-Nacoochee (GA)
5	Calvin Russell III	WR	Fr.	6-5	205	Opa Locka, Fla. / Miami Northwestern / Rise Prep Academy
6	Darius Johnson	WR	So.	5-10	185	Carol City, Fla. / Miami Northwestern
6	Chris D'Appolonia	LB	Sr.	6-3	235	Cranberry Township, Pa. / Seneca Valley / Toledo
7	Darien Williams	WR	So.	6-0	185	Syracuse, N.Y. / Christian Brothers Academy
7	Nazir Ward	DB	Sr.	6-0	180	Miami, Fla. / Miami Northwestern / Western Kentucky
8	Tyshawn Russell	WR	Sr.	5-11	188	Harrisburg, Pa. / Bishop McDevitt / South Carolina
8	Tedarius Hughes	DB	Fr.	6-3	195	Miami, Fla. / Miami Northwestern / Rise Prep Academy
9	Steve Angeli	QB	5th	6-3	215	Westfield, N.J. / Bergen Catholic / Notre Dame
9	Jai Eugene Jr.	DB	Sr.	6-1	195	Destrehan, La. / Destrehan / Tulane/Western Kentucky
10	Gary Bryant III	LB	5th	6-1	230	Baltimore, Md. / Good Counsel / South Dakota
10	Zaid Lott	QB	Fr.	6-4	225	Kannapolis, N.C. / Providence Day School
11	Nissi Ogbebor	DL	So.	6-6	300	Ottawa, Ontario / St. Mark
11	Cole Weaver	WR	Sr.	6-4	220	Roswell, Ga. / Blessed Trinity / Miami (OH)
12	Chris Peal	DB	Sr.	6-1	200	Charlotte, N.C. / Providence Day School / Georgia
12	Amari Odom	QB	Sr.	6-4	210	Inglewood, Calif. / Panther Creek (N.C.) / Wofford/Kennesaw St.
13	Joseph Filardi	QB	So.	6-1	200	Dix Hills, N.Y. / Half Hollow Hills West
13	Matthew Outten	WR	So.	6-1	207	Portsmouth, Va. / I.C. Norcom / Penn State
13	Amare Snowden	DB	Sr.	6-4	210	Roseville, Mich. / Roseville / Wisconsin/Toledo
14	Zamondre Merriweather	WR	Sr.	6-3	215	Valencia, Calif. / Valencia / Boise State / Glendale CC
14	Keyshawn Johnson	LB	Sr.	6-3	235	Belle Glade, Fla. / St. Thomas Aquinas / Grambling State/UT Martin
15	Nathan Nyandoro	DL	So.	6-6	275	Montreal, Quebec / Vanier College
15	Amare' Gough	WR	Fr.	6-1	180	Richmond, Va. / Thomas Jefferson
16	Jarius Rodgers	DL	Fr.	6-4	240	Fleming Island, Fla. / Fleming Island
16	Malachi Nelson	QB	Sr.	6-3	205	Los Alamitos, Calif. / Los Alamitos / USC/Boise State/UTEP
17	Rich Belin	QB	So.	6-0	200	Harlem, N.Y. / Cardinal Hayes
17	Kamron Wilson	DL	Fr.	6-5	245	Naranja, Fla. / Miami Southridge / Rise Prep Academy
17	Elijah Moore	WR	Jr.	6-4	205	Oxon Hill, Md. / Good Counsel / Florida State
18	David Omopariola	LB	Sr.	6-3	255	Baltimore, Md. / Woodlawn
18	Phoenix Henriquez	WR	Fr.	6-2	205	Smyrna, Del. / Smyrna
19	Daunte Bacheyie	TE	So.	6-5	225	Sylvan Beach, N.Y. / Christian Brothers Academy
19	Cornell Perry	DB	5th	6-1	190	Brownstown, Mich. / Woodhaven
20	Rayshon Andrews	DB	So.	6-4	195	Bristol, Conn. / Avon Old Farms
20	Tylik Hill	RB	So.	5-9	190	Asbury Park, N.J. / Pope John XXIII
21	Fran Brown Jr.	LS	Sr.	5-11	215	Medford, N.J. / Oconee County / Saint Francis
21	Danny Lauter	QB	5th	6-3	220	Greenwich, Conn. / Brunswick / Georgetown
22	Ziyyon Bredell	DB	So.	6-0	190	Philadelphia, PA / Abraham Lincoln
22	Ahmad Miller	RB	Sr.	6-0	210	Memphis, Tenn. / Whitehaven / Jackson State
23	Trey Dudley	LB	So.	6-1	230	Ashburn, Va. / Briar Woods
23	Shavane Anderson Jr.	RB	Fr.	6-1	205	York, Pa. / William Penn
24	Ibn-Wadu Muhammad	DB	Fr.	5-11	190	Woodbury, N.J. / Camden
25	Cam Hairston-Taylor	DB	Fr.	6-0	190	Roanoke, Va. / Patrick Henry High School
26	Darnell Stokes Jr.	DB	Fr.	6-2	195	Seaford, Del. / Indian River
27	Javon Lawrence	DB	So.	6-1	185	Spring Valley, N.Y. / North Rockland
28	Malachi Coleman	RB	So.	5-10	190	Roanoke, Va. / William Flemming
29	Terrance Johnson	DB	Fr.	6-2	190	Hollywood, Fla. / American Heritage
30	Tunmise Adeleye	DL	5th	6-4	270	Katy, Texas / Tompkins / Texas State/Texas A&M/UNLV
31	Marcus Washington Jr.	DB	5th	6-1	200	Grovetown, Ga. / Grovetown / Georgia / Louisville
32	Quinn Olcott	PK	Jr.	6-4	170	Fayetteville, N.Y. / Fayetteville-Manlius
33	Gemaus Sackie	LB	Fr.	6-0	225	Burlington Township, N.J. / Burlington Township
34	Nate Prater	DB	R-Sr.	5-9	180	Franklin, Tenn. / Boonton / Orange Coast College
37	Tim Schwerha	LS	Fr.	6-1	210	Pittsburgh, Pa. / Belle Vernon
38	James Trotter	DB	So.	6-0	185	New Orleans, La. / The Willow School
39	Bradley Chandler	DB	So.	5-10	180	Plantation, Fla.
40	Shay Barker	PK	Fr.	6-2	195	Landenberg, Pa. / Kennett
41	Jimmy Gregg	P	Fr.	6-1	200	Morgantown, W. Va. / University
42	Maurice Medley	LB	Fr.	6-3	215	Severn, Md. / St. Frances Academy
43	Garvin St. John	LB	Jr.		230	Wilmette, Ill. / Loyola Academy
45	Clark Calloway	DL	Jr.	6-4	260	John's Creek, Ga. / Johns Creek
46	Mateja Pavlovich	P	So.	6-2	210	Hookstown, Pa. / South Side
47	Tripp Woody	PK	Jr.	5-9	190	Waxhaw, N.C. / Charlotte Christian / Iowa
49	Josh Kubala	FB	5th	6-2	235	Syracuse, N.Y. / Cicero-North Syracuse
50	Kahlil Stewart	OL	So.	6-4	325	Norristown, Pa. / St. Joseph's Prep
53	Ted Olsen	OL	Sr.	6-2	285	Palos Verdes Estates, Calif. / Palos Verdes / IMG Academy
55	Zach Rice	OL	5th	6-5	310	Lynchburg, Va. / Liberty Christian Academy / North Carolina
57	Javeion Cooper	OL	Fr.	6-5	275	Melbourne, Fla. / Melbourne Central Catholic
58	David Ndukwe	OL	7th	6-6	325	Decatur, Ga. / Arabia Mountain / Houston / Western Kentucky
60	Naquil Betrand	OL	Sr.	6-6	320	Philadelphia, Pa. / Northeast / Texas A&M / Alabama
61	Joseph White	OL	Fr.	6-5	290	Camden, N.J. / Camden
62	Jackson Iak	OL	So.	6-4	310	Pawling, NY / Trinity-Pawling School
63	Brayden Charney	OL	Fr.	6-6	305	Palm Beach Gardens, Fla. / Cardinal Newman
64	Skylar Harvey	OL	So.	6-7	329	Baltimore, Md. / Archbishop Curley
65	Adam Boeheim	OL	Jr.	6-4	285	Carmel, N.Y. / Carmel High School
66	Shemaj Henry	OL	Fr.	6-8	320	Chester, PA / Chester
67	D'Joni Scatliffe	OL	So.	6-7	315	Orlando, Fla. / East River
69	Oluwafunto Akinshilo	OL	6th	6-5	330	Lagos, Nigeria / Leuzinger High School / El Camino CC/Iowa State/UCLA
70	Kardiear Shepherd	OL	So.	6-7	315	Syracuse, N.Y. / Cicero-North Syracuse
71	Jayden Mann	OL	So.	6-4	328	Brooklyn, N.Y. / Cardinal Hayes
73	Vito Shevchenko	OL	Jr.	6-7	315	Vancouver, Canada / Clearwater Academy International (Fla.)
74	Matthew Hawn	OL	So.	6-6	310	Syracuse, N.Y. / Christian Brothers Academy
75	Trevion Mack	OL	Sr.	6-6	320	Moundsview, Minn. / Irondale
76	Byron Washington	OL	So.	6-7	385	Desoto, Texas / DeSoto
77	Jaylen Pray	DL	So.	6-6	280	Bronx, N.Y. / Brunswick School (Conn.)
77	Kam Pringle	OL	Jr.	6-8	325	Dorchester, S.C. / Woodland / South Carolina
78	Joe Cruz	OL	5th	6-5	320	Holbrook, N.Y. / Sachem North
79	Travis Brown-Miller	OL	Jr.	6-6	335	Teaneck, N.J. / Teaneck
80	Carter Bashir	TE	Fr.	6-5	260	Philadelphia, Pa. / Neumann Goretti
81	Noah Meyers	TE	Sr.	6-5	245	Louisville, Ky. / Trinity / Western Kentucky
82	Jamie Tremble	LB	Jr.	6-4	230	Johns Creek, Ga / Wesleyan School
83	Julian McFadden	WR	So.	5-11	180	Conshohocken, Pa. / La Salle College High School
84	Elijah Washington-Baker	TE	Jr.	6-7	250	Norfolk, Va. / Lake Taylor High School
85	BJ Garrett	WR	Fr.	6-3	200	Bear, Del. / Middletown
86	Justus Ross-Simmons	WR	5th	6-3	210	Rochester, N.Y. / Inglewood (Calif.) / Colorado State
87	Nate Edwards	WR	Jr.	6-4	185	Syosset, N.Y. / Syosset
88	Elijah Crawford	DL	So.	6-4	300	Perry Hall, Md. / McDonough School
88	Terrell Wilfong	WR	So.	6-6	185	West Orange, N.J. / West Orange
90	Kordae Houston	DL	Fr.	6-4	290	Dallas, Texas / South Oak Cliff
92	Rashard Perry	DL	Sr.	6-3	295	Buffalo, N.Y. / Bennett
93	Alex Haskell	DL	Fr.	6-4	300	Philadelphia, Pa. / St. Joseph's Prep
94	Walt Frazier Jr.	DL	Fr.	6-3	315	Philadelphia, Pa. / Haverford School
95	Dillan Fontus	DL	Sr.	6-6	300	Averne, N.Y. / Canarsie / Maryland
98	Jartavius Flounoy	DL	So.	6-1	320	Moultrie, Ga. / Colquitt County / Georgia State
99	Isaiah Hastings	DL	5th	6-4	310	Toronto, Ontario, Canada / Clearwater Academy International / Alabama

SOCIAL MEDIA ROSTER ROSTER

No.	Name	Instagram	Tiktok	X
0	David Clement	@david.clement1	@dclems3	@DavidClems88
0	Braheem Long Jr	@bj.1x_	@braheemlong0	@BraheemLong
1	Demetres Samuel Jr.	@demetres.1x		@demetres_jr
2	Umari Hatcher	@umarihatcher17	@mdmbuddaa	@HatcherUmari
2	Zyian Moultrie-Goddard	@zyian.mg	@humblebeast._	@GoddardZyian
3	Davien Kerr	@davienk2	@davienk2	@Davienk21
3	Davion Kerr	@twin.davion		@Dav1onkerr
4	Chase Geter	@chasegete		@ChaseGeter
4	Ju'Juan Johnson	@juju7k._		
5	Antoine Deslauriers	@ Antoindeslauriers__		@AntoineDeslau05
5	Calvin Russell III	@14gump		@14gump_
6	Chris D'Appolonia	@chrisdapp		
6	Darius Johnson	@djohnson1_	@boobsterrr	@djohnson1_
7	Nazir Ward	@gucciblack.naz		
7	Darien Williams	@7_dwilliams		@darienwilliamss
8	Tedarius Hughes	@poppa_305		Tedariushughes2
8	Tyshawn Russell	@tyshizz22		
9	Steve Angeli	@steve1angeli		@SteveAngeli_125
9	Jai Eugene Jr.	@jaieugenejr		
10	Gary Bryant III	@gb3._		@ Gary_Bryant4
10	Zaid Lott	@lott_zaid		@lott_zaid
11	Cole Weaver	@weav.cole		
11	Nissi Ogbebor	@nissiogbebor		@OgbeborNissi
12	Amari Odom	@amari.odom		
12	Chris Peal	@peal_chris		@chrispeal27
13	Matthew Outten	@mattoutten6ix		
13	Joseph Filardi	@joseph.filardi		@josephfilardi
14	Keyshawn Johnson	@key4rmdatrenches		
14	Zamondre Merriweather			@zamondrem1
15	Amare' Gough	@amaregough0		@AmareGough
15	Nathan Nyandoro	@xnathan.n		@Nathan_nyandoro
16	Malachi Nelson	@malachi		
16	Jarius Rodgers	@not__jrod		@Not_JRod9
17	Rich Belin	@richglory2		@Richglory2
17	Kamron Wilson	@behumble_.kam		@behumble_kam9
17	Elijah Moore	@3lijahmoore		
18	David Omopariola	@slimey_david	@slimey_david	@slimey_david
18	Phoenix Henriquez	@ ph1ne_h		@PhoenixOcean_H
19	Daunte Bacheyie	@daunteb.19		@daunte_bacheyie
19	Cornell Perry	@cornellperry_19	@cornell_perry	@CornellPerry8
20	Rayshon Andrews	@ray_andrews6		@rayshonandrews
20	Tylik Hill	@ _tylik.hill_		@TylikHill
21	Danny Lauter	@dannylauter		
21	Fran Brown Jr.	@franswerv0	@franswerv0	@franniebrownjr
22	Ziyyon Bredell	@ziyyon	@ziyyonnn2	@BZiyyon
22	Ahmad Miller	@ahmad.millerr		
23	Trey Dudley	@tr3ydathlete		@TreyDAthlete
23	Shavane Anderson Jr.	@shavane_jr		@shavane_jr
24	Ibn-Wadu Muhammad	@ibn.kzm		
25	Cam Hairston-Taylor	@the1cht		@TaylorMadeOnG
26	Darnell Stokes Jr.	@1k_diggs		@DarnellStokes1k
27	Javon Lawrence	@jaywyaa_		@javondb21
28	Malachi Coleman	@new_mal5		@new_mal5
29	Terrance Johnson	@ begreat._7		@TJOHNSONIII
30	Tunmise Adeleye	@htx.tunmise		
31	Marcus Washington Jr.	@da_menace28	@marcuswashington_28	@MJ_Washington04
32	Quinn Olcott	@quintonolcott		
33	Gemaus Sackie	@ gemaus.sackie		@Gemaus_Sackie
34	Nate Prater			@n8prater
37	Tim Schwerha	@timschwerha		
38	James Trotter			
39	Bradley Chandler	@bradley_chandler19		@Brad1eyChandler

SOCIAL MEDIA ROSTER ROSTER

No.	Name	Instagram	Tiktok	X
40	Shay Barker	@shaybarker24		@shaybarker24
41	Jimmy Gregg	@jimmygregg1		@jimmy_gregg6
42	Maurice Medley	@mauricem17		@mauricemedley23
43	Garvin St. John	@gucci_garvin		
45	Clark Calloway			@ck_calloway
46	Mateja Pavlovich	@mateja.pav		
47	Tripp Woody	@tripp.woody	@tripp.woody17	
49	Josh Kubala	@jkub.03	@jkub.03	@joshkuba
50	Kahlil Stewart	@Kahlil_stewart		@Kahlil_Stewart
53	Ted Olsen	@tedolsen70		@tedolsen70
55	Zach Rice	@z_chh		
57	Javeion Cooper	@ols_jay		@JaveionCooper
58	David Ndukwe	@im.davee		
60	Naquil Betrand	@nbetrand2	@nbetrand1	@NBETRAND1
61	Joseph White	@thrull.jojo		@JoWhite55
62	Jackson Iak	@jacksoniak72		@jackson_iak
63	Brayden Charney	@brayden.charney		@BCharney2007
64	Skylar Harvey	@77even._		@SkylarH301
65	Adam Boeheim	@adam_b134	@adam.boeheim	
66	Shemaj Henry	@d1_mook78		@BigMook_78
67	D'Joni Scatliffe	@6ixty8_		@6ixty8_
69	Oluwafunto Akinshilo			
70	Kardiear Shepherd	@theyenvy_kardie		@Kardie77
71	Jayden Mann	@heem.mann		@_Jayden_Mann
73	Vito Shevchenko	@ vito_shevchenko		@Vito_Shevchenko
74	Matthew Hawn	@matt_hawn74		@matthewhawn74
75	Trevion Mack	@612.tremack_75	@d3.tre_mack	@TrevionMack30
76	Byron Washington	@thebyronwash		@ByronWash25
77	Jaylen Pray	@jaylenpray		@JaylenPray
77	Kam Pringle	@pringlekam		@PringleKam
78	Joe Cruz	@joe_m_cruz		@joe_m_cruz17
79	Travis Brown-Miller	@travis.nm		
80	Carter Bashir	@carterbashir10		@Carterbash86518
81	Noah Meyers	@_noahmeyers		
82	Jamie Tremble	@jtremble24		
83	Julian McFadden	@thejulesmcfadden		@mcfadden_jules
84	Elijah Washington-Baker	@777._eli._		
85	BJ Garrett	@ deuce.__2x		@BJGarrett_15
86	Justus Ross-Simmons	@ j.ross_2		@ross_justus
87	Nate Edwards			@nateeedwards
88	Elijah Crawford	@elijahcrawford_		@ecrawford_
88	Terrell Wilfong	@ 973_terrell		@ TWilfong7
90	Kordae Houston	@k.instaaa		@KordaeM
92	Rashard Perry	@_elperr0_		@Elshard_o
93	Alex Haskell	@alexhaskell__		@Alexhaskell99
94	Walt Frazier Jr.			@34kWalt
95	Dillan Fontus	@dillan_fontus		
98	Jartavius Flounoy	@d1tae51		
99	Isaiah Hastings	@itzisaiahhastings		@isaiah1hastings

INDIVIDUAL NOTES • OFFENSE



#9 • QB • STEVE ANGELI • 6-3 • 215 • 5TH

- Led game-winning scores in three of his last four starts he was able to finish against North Carolina, SMU and NC State.
- Was forced out of last week's game against Boston College due to injury.
- Led the country in passing before he endured a season ending injury in a week four matchup against Clemson last season.
- Threw for 416 yards against UConn in 2025 which ranks 9th all time on Syracuse's single game passing yards record list.
- Transferred to Syracuse in May 2025 from Notre Dame. He played in 21 games, including the national semifinals and championship game of the CFP.



#4 • RB • JU'JUAN JOHNSON • 6-0 • 205 • JR.

- Transferred from LSU to Syracuse in 2026.
- Recorded 46 yards and a TD on 15 carries in his SU debut against Cal.
- Averaged 7.6 yards a rush on five carries against North Carolina.
- Appeared in every game during his time at LSU, starting freshman year at defensive back before moving to running back.
- At LSU, carried the ball 48 times for 169 yards and two touchdowns.



#20 • RB • TYLIK HILL • 5-9 • 190 • SO

- Set career highs with 28 rushing attempts for 140 yards against UConn, the most rushing yards by an SU player since 2023.
- Paced the SU running game against NC State with 60 yards.
- Leads the RB room with 616 yards this season.
- Rated three stars by *247Sports.*



#22 • RB • AHMAD MILLER • 6-0 • 210 • SR

- Transferred to Syracuse in 2026 from Jackson State.
- Posted 133 yards and two touchdowns on a career-high 32 carries against North Carolina.
- Leads the RB room with 133 carries this season.
- Has led the Orange in rushing yards the last four of six games.



#2 • WR • UMARI HATCHER • 6-3 • 190 • 6TH

- Added to the Biletnikoff Award Watch List.
- Has climbed to 1,257 yards on the season, the third-most in a single season in SU history.
- Recorded his second 200-yard game this season against Boston College, the second player in Syracuse history to do so.



#0 • TE • DAVID CLEMENT • 6-6 • 260 • SR

- Named a semifinalist for the Campbell Trophy.
- Tallied a career high 35 receiving yards and first collegiate touchdown against New Hampshire
- Has appeared in every game over the past two seasons, marking 35-consecutive games he has made an appearance.



#5 • WR • CALVIN RUSSELL III • 6-5 • 205 • FR

- Set the SU freshman record for receptions in a season (49).
- Tallied a career high 17 catches for 137 yards and a touchdown against NC State, the most receptions by a receiver in FBS since 2024 and tied the Orange single-game record.
- The highest rated recruit for SU during the modern recruiting era.



#86 • WR • JUSTUS ROSS-SIMMONS • 6-3 • 210 • 5TH

- Caught the game-winning touchdown pass against NC State.
- Has logged four catches of 25+ yards through 10 appearances this season.
- Transferred from Colorado State where he had 1,148 yards and 71 catches over two seasons with the Rams.



#78 • OL • JOE CRUZ • 6-5 • 320 • 5TH

- Has logged five starts at center, three at left guard, and two at right guard this season.
- Has only allowed two sacks in his entire career (1,113 pass blocking opportunities) according to PFF.



#71 • OL • JAYDEN MANN • 6-4• 328 • SO

- Has started six times at right guard this season. Missed the NC State and Boston College contests due to injury.
- According to PFF, he has allowed a sack and two QB hits across 230 pass blocking snaps.
- Made his collegiate debut against Notre Dame in 2025.



#75 • OL • TREVION MACK • 6-6 • 320 • SR

- Appeared in 27 games and made 17 starts in his collegiate career.
- Missed the NC State and Boston College contests due to injury.
- He has made seven starts this season. He started 10 games last season, all at left tackle.



#77 • OL • KAM PRINGLE • 6-8 • 325 • JR

- Transferred to Syracuse in spring, 2025 after one season at South Carolina where he appeared in one game.
- Appeared in 22 games since arriving for the Orange.



#50 • OL • KAHLIL STEWART • 6-4 • 325 • SO

- Has six starts at center this season.
- In 279 pass blocking snaps, he has not allowed a sack.



#81 • TE • NOAH MEYERS • 6-5 • 245 • SR

- Transferred to Syracuse after three seasons at Western Kentucky.
- Appeared in 32 career games with 47 receptions and 560 yards across the two schools.
- Caught the game-winning touchdown against ranked SMU.



#83 • WR • JULIAN MCFADDEN • 5-11 • 180 • SO

- Made his collegiate debut and caught his first reception in the 2026 season opener against New Hampshire.
- Was rated three stars by 247Sports, On3, Rivals and ESPN.
- Finished high school career with 109 catches for 1,604 yards and 19 touchdowns.



#7 • WR • DARIEN WILLIAMS • 6-0 • 185 • SO

- Brought in a career high three receptions vs. Cal.
- Had his longest career kickoff return against Cal with a 29-yard return.
- Brought in two catches for 61 yards and a touchdown in his collegiate debut vs. Colgate (2025).



#16 • QB • MALACHI NELSON • 6-3 • 205 • SR

- Came in relief for Angeli against Boston College and threw for 202 yards and a TD. He also left the game early due to injury.
- Logged time as a backup at Boston College and threw for 202 yards on 12 completions and a touchdown.
- Former No. 1 recruit in the country.



#12 • QB • AMARI ODOM • 6-4 • 210 • SR

- Is out for the season due to injury.
- In his first start for 'Cuse, he completed a career-high 27 passes for 335 yards and was responsible for every touchdown scored against UConn with five passing and one rushing, equaling the second-highest total of touchdowns responsible for by an Orange player.



#6 • WR • DARIUS JOHNSON • 5-10 • 185 • SO

- Notched four catches for a career-high 47 yards at UConn.
- Rated three stars by 247Sports, On3, Rivals and ESPN.
- Played high school at Miami Northwestern under HC Teddy Bridgewater.



#19 • TE • DAUNTE BACHEYIE • 6-5 • 225 • SO

- Has the second-most receiving touchdowns for the Orange with five this season.
- Had career highs at Virginia in receiving yards (97) and a long reception (46).
- Is one of just 16 TEs nationally to have five receiving touchdowns.



#11 • WR • COLE WEAVER • 6-4 • 220 • SR

- Transferred to Syracuse from Miami (OH) ahead of the 2026 season.
- Caught three passes for 32 yards in his SU debut vs. UNH.
- Recorded at least one reception in 14 of his last 19 games played across 2025-2026 seasons.



#47 • PK • TRIPP WOODY • 5-9 • 190 • JR

- Made 22-of-26 field goal attempts at SU.
- Has knocked through 7-of-9 over the last three games.
- Connected on a career-long 50-yard field goal at Boston College and tied his career-high in field goal makes with three on the day tacking on two 24-yarders.



#69 • OL • OLUWAFUNTO AKINSHILO • 6-5 • 330 • 6TH

- Transferred to SU in spring, 2026. He has started in eight games.
- Spent the past two seasons at UCLA after two years at Iowa State.
- Has allowed two sacks and five QB hits in 443 pass blocking snaps at Syracuse.

CAREER HIGHS • OFFENSE/SPECIALISTS

#0 DAVID CLEMENT, TE
Receptions: 2, four times, last vs. SMU, 2026
Receiving Yards: 35 vs. New Hampshire, 2026
Long Reception: 27 vs. New Hampshire, 2026
Receiving TDs: 1 vs. New Hampshire, 2026
Tackles: 1 at North Carolina, 2026

#2 UMARI HATCHER, WR
Receptions: 13 vs. Louisville, 2026
Receiving Yards: 224 vs. Louisville, 2026
Receiving TDs: 3 at UConn, 2026
Long Reception: 76 at North Carolina, 2026
Rushing Attempts: 1, twice, last at Pittsburgh, 2026
Rushing Yards: 28 at Pittsburgh, 2026
Long Rush: 28 at Pittsburgh, 2026
Tackles: 2 vs. UConn, 2024

#3 DAVION KERR, RB
Rushing Attempts: 8 at Boston College, 2026
Rushing Yards: 47 at Boston College, 2026
Long Rush: 29 at Boston College, 2026
Receptions: 1, three times, last at Boston College, 2026
Receiving Yards: 9, twice, last at Boston College, 2026
Long Reception: 9, twice, last at Boston College, 2026
Long Kick Return: 37 at Notre Dame, 2025
Tackles: 2 vs. Colgate, 2025

#4 JU'JUAN JOHNSON, RB
Rushing Attempts: 15 vs. Cal, 2026
Rushing Yards: 66 vs. South Carolina, 2025*
Rushing Touchdowns: 2 vs. Southeastern La., 2025*
Long Rush: 56 vs. South Carolina, 2025*
Receptions: 5 at Clemson, 2025*
Receiving Yards: 31 at Clemson, 2025*
Long Reception: 14 vs. Southeastern La., 2025*
Completed Passes: 1 vs. Arkansas, 2025*
Long Pass: 14 vs. Arkansas, 2025*
*- at LSU

#5 CALVIN RUSSELL III, WR
Receptions: 17 at NC State, 2026
Receiving Yards: 137 at NC State, 2026
Receiving TDs: 1, three times, last at NC State, 2026
Long Reception: 40 at Boston College, 2026
Rushing Attempts: 2 at NC State, 2026
Rushing Yards: 24 at NC State, 2026
Long Rush: 15 at NC State, 2026

#6 DARIUS JOHNSON, WR
Receptions: 5 at Pittsburgh, 2026
Receiving Yards: 47 at UConn, 2026
Long Reception: 27 at UConn, 2026

#7 DARIEN WILLIAMS, WR
Receptions: 3 vs. Cal, 2026
Receiving Yards: 61 vs. Colgate, 2025
Receiving Touchdowns: 1 vs. Colgate, 2025
Long Reception: 35 vs Colgate, 2025
Kickoff Returns: 3 at Pittsburgh, 2026
Kickoff Return Yards: 47 at Pittsburgh, 2026
Long Kick Return: 29 vs. Cal, 2026

#8 TYSHAWN RUSSELL, WR
Receptions: 5 vs. UConn, 2025
Receiving Yards: 65 vs. Furman, 2023 *
Long Reception: 50 vs. Furman, 2023 *
Receiving Touchdowns: 1 vs. Furman, 2023 *
Rushes: 1 vs. Tennessee, 2025
Rushing Yards: 5 vs. Tennessee, 2025
Long Rush: 5 vs. Tennessee, 2025
Tackles: 1 vs. UConn, 2025
Kickoff Returns: 2 vs. Colgate, 2025
Long Kickoff Return: 24 vs. Colgate, 2025
Kickoff Return Yards: 36 vs. Colgate, 2025
* - at South Carolina

#9 STEVE ANGELI, QB
Completions: 34 vs. UConn, 2025
Passing Attempts: 54 vs. UConn, 2025
Passing Yards: 416 vs. UConn, 2025
Long Pass: 76 at North Carolina, 2026
Passing TDs: 5 vs. Colgate, 2025
Comp. Pct. (min. 10 att.): 78.9 (15-19) vs. Oregon St., 2023 *
Interceptions: 3 vs. Cal, 2026
Rushes: 8 vs. Oregon State, 2023 *
Rushing Yards: 27 vs. Oregon State, 2023 *
Long Rush: 29 at Purdue, 2024 *
Rushing TDs: 1, twice, last vs. SMU, 2026
Total Offense: 403 vs. Colgate, 2025
* - at Notre Dame

#10 ZAID LOTT, RB
Rushing Attempts: 1 vs. Louisville, 2026

#11 COLE WEAVER, WR
Receptions: 9 vs. Western Michigan, 2025*
Receiving Yards: 96 vs. Western Michigan, 2025*
Receiving Touchdowns: 1, twice, last vs. W. Michigan, 2025*
Long Reception: 36 vs. Western Michigan, 2025*
Tackles: 1, twice, last vs. Louisville, 2026
* - at Miami (OH)

#12 AMARI ODOM, QB
Passes: 37 at UConn, 2026
Completions: 27 at UConn, 2026
Passing Yards: 387 vs. Missouri St. 2025*
Long Pass: 82 vs. Western Mich., 2025*
Passing TDs: 5, twice, last at UConn, 2026
Rushing Attempts: 16, twice, last vs. Arkansas St., 2025*
Rushing Yards: 101 vs. Arkansas St., 2025*
Rushing TDs: 1, eight times, last at UConn, 2026
Long Rush: 24 at Jacksonville St., 2025*
Tackles: 1, twice, last at Furman, 2024 ^
*-at Kennesaw State | ^- at Wofford

#13 JOSEPH FILARDI, QB
Completions: 14 at Notre Dame, 2025
Pass Attempts: 26 at Notre Dame, 2025
Passing Yards: 83 at Notre Dame, 2025
Long Pass: 25 vs. North Carolina, 2025
Passing TDs: 1 at Miami, 2025
Rushes: 14 at Notre Dame, 2025
Rushing Yards: 54 vs. Boston College, 2025
Long Rush: 26 vs. Boston College, 2025
Rushing TDs: 1 at Notre Dame, 2025
Total Offense: 119 vs. Boston College, 2025

#13 MATT OUTTEN, RB
Rushing Attempts: 10 vs. New Hampshire, 2026
Rushing Yards: 44 vs. New Hampshire, 2026
Long Rush: 14 vs. New Hampshire, 2026
Long Kick Return: 25 vs. Clemson, 2026

#14 ZAMONDRE MERRIWEATHER, WR
Receptions: 1 vs. Cal 2026
Receiving Yards: 2 vs. Cal, 2026
Long Reception: 2 vs. Cal, 2026
JUCO career highs not counted.

#16 MALACHI NELSON, QB
Completions: 26 vs. Louisville, 2026
Passing Attempts: 46 vs. ULM, 2025*
Passing Yards: 404 vs. ULM, 2025*
Long Pass: 74 vs. UT Martin, 2025*
Passing TDs: 4 vs. UT Martin, 2025*
Comp. Pct. (min. 10 att.): 66.7, twice, last vs. Louisville, 2026
Rushes: 7 at Utah State, 2025*
Rushing Yards: 19,twice, last at Virginia, 2026
Long Rush: 10, vs. Louisiana Tech, 2025*
Total Offense: 389 vs Louisiana Monroe, 2025*
* - at UTEP

#17 RICH BELIN, QB
Completions: 3 at Boston College, 2026
Passing Attempts: 5 at Boston College, 2026
Passing Yards: 40 at Boston College, 2026
Long Pass: 17 at Boston College, 2026
Rushes: 4 at Boston College, 2026
Rushing Yards: 38 at Boston College, 2026
Long Rush: 18 at Boston College, 2026
Total Offense: 78 at Boston College, 2026

#19 DAUNTE BACHEYIE, TE
Receptions: 6 vs. Clemson, 2026
Receiving Yards: 97 at Virginia, 2026
Long Reception: 46 at Virginia, 2026
Receiving TDs: 1, five times, last vs. Clemson, 2026
Tackles: 1, twice, last at Pittsburgh, 2026

#20 TYLIK HILL, RB
Rushing Attempts: 28 at UConn, 2026
Rushing Yards: 140 at UConn, 2026
Rushing Touchdowns: 1, twice, last at NC State, 2026
Long Rush: 55 vs. Cal, 2026
Receptions: 1, twice, last vs. New Hampshire, 2026
Receiving Yards: 5 vs. New Hampshire, 2026
Long Reception: 5 vs. New Hampshire, 2026
Kick Returns: 5 vs. Pitt, 2025
Kick Return Yards: 119 vs. Pitt, 2025
Long Kickoff Return: 38 vs. Pittsburgh, 2025

#21 DANNY LAUTER, QB
Rushing Attempts: 11 vs. Brown, 2024*
Rushing Yards: 24 at Lafayette, 2024*
Long Rush: 15 at Lafayette, 2024*
Passing Attempts: 58 vs. Lafayette, 2023*
Completions: 35 vs. Lafayette, 2023*
Passing Yards: 428 vs. Lafayette, 2023*
Passing TDs: 4 at Colgate, 2024*
Long Pass: 81 vs. Lafayette, 2023 *
*-at Georgetown

#22 AHMAD MILLER, RB
Rushing Attempts: 32 at North Carolina, 2026
Rushing Yards: 180 vs. Hampton, 2025*
Rushing TDs 2, twice, last at North Carolina, 2026
Long Rush: 76 vs. Hampton, 2025*
Receptions: 3, three times, last vs. SMU, 2026
Receiving Yards: 25 vs. ULM, 2024*
Long Reception: 15 vs. Grambling, 2025*
*-at Jackson State

#23 SHAVANE ANDERSON JR., RB
Rushing Attempts: 11 at Pittsburgh, 2026
Rushing Yards: 102 vs. New Hampshire, 2026
Rushing Touchdowns: 3 vs. New Hampshire, 2026
Long Rush: 37 vs. New Hampshire, 2026
Receptions: 2 at Pittsburgh, 2026
Receiving Yards: 15 at Pittsburgh, 2026
Long Reception: 10 at Pittsburgh, 2026

#28 MALACHI COLEMAN, RB
Rushing Attempts: 5 at Notre Dame, 2025
Rushing Yards: 17 at Notre Dame, 2025
Long Rush: 8 at Notre Dame, 2025

#40 SHAY BARKER, PK
FG Made: 2, twice, last vs. Louisville, 2026
FG Attempts: 3 at Virginia, 2026
Long FG: 42 at Pittsburgh, 2026
Long FG Attempt: 47 at Virginia, 2026
PATs Made: 4 at UConn, 2026
PATs Attempted: 5 at UConn, 2026
Most Points: 8 vs. Louisville, 2026

#41 JIMMY GREGG, P
Punts: 6, twice, last at NC State, 2026
Longest Punt: 58 vs. Louisville, 2026
Net Punting Yards: 250 at NC State, 2026

#47 TRIPP WOODY, PK
FG Made: 3, twice, last at Boston College, 2026
FG Attempts: 4, twice, last at Boston College, 2026
Long FG: 50 at Boston College, 2026
Long FG Attempt: 50 at Boston College, 2026
PATs Made: 9 vs. Colgate, 2025
PATs Attempted: 9 vs. Colgate, 2025
Most Points: 12, twice, last vs. SMU, 2026

#81 NOAH MEYERS, TE
Receptions: 6 vs. Nevada, 2025*
Receiving Yards: 81 vs. Nevada, 2025*
Receiving TDs: 2 vs. Middle Tenn., 2025*
Long Reception: 62 vs. Southern Miss., 2025*
*-at Western Kentucky

#83 JULIAN McFADDEN, WR
Receptions: 2 vs. New Hampshire, 2026
Receiving Yards: 12 vs. New Hampshire, 2026

#84 ELIJAH WASHINGTON-BAKER, TE
Receptions: 1 at Miami, 2025
Receiving Yards: 17 at Miami (FL), 2025
Receiving TDs: 1 at Miami (FL), 2025
Long Reception: 17 at Miami (FL), 2025
Kick Returns: 2 vs. New Hampshire, 2026
Kick Return Yards: 15 vs. New Hampshire, 2026
Long Kick Return: 13 vs. New Hampshire, 2026
Tackles: 1, three times, last vs. Tennessee, 2025

#86 JUSTUS ROSS-SIMMONS, WR
Receptions: 8 vs. Air Force, 2023 *
Receiving Yards: 128 vs. Air Force, 2023 *
Long Reception: 76 at Boise State, 2022 *
Receiving TDs: 2, three times, last at Clemson, 2025
Kick Returns: 1 vs. Sacramento State, 2022 *
Kick Return Yards: 23 vs. Sacramento State, 2022 *
Long Kick Return: 23 vs. Sacramento State, 2022 *
Tackles: 2 vs. Wyoming, 2023 *
* - at Colorado State

INDIVIDUAL NOTES • DEFENSE



#14 • LB • KEYSHAWN JOHNSON • 6-3 • 235 • SR
- Ranks in the top 15 of all players nationally in sacks per game with 0.82.
- Recorded four tackles and a strip sack to seal the win against NC State for the Orange. He leads the team with 9.0 sacks.
- His 9.0 sacks are the most by an SU player since Alton Robinson and Kendall Coleman each had 10.0 in 2018.
- FCS All-American at UT Martin in 2025 before transferring to Syracuse in January 2026.
- Set the UT Martin program record with 13.5 sacks and had the third most of any player at the FCS level in 2025.



#11 • DL • NISSI OGBEBOR • 6-6 • 300 • SO
- Posted a career-high seven tackles and recorded his first forced fumble against ranked SMU.
- Recorded a career-high 1.5 TFLs at Boston College for a loss of seven yards.
- Has logged a team-best 12 QB Hurries through 11 games.
- Top-ranked prospect in Ontario, according to all three recruiting services.
- Rated as a three-star prospect.



#92 • DL • RASHARD PERRY • 6-3 • 295 • SR
- Has appeared in 37 games with 15 starts on the defensive line.
- Notched two TFLs tying his career-high in both against NC State.
- Posted two TFLs, including a sack against Pittsburgh in September, marking a career-high.
- Recorded three tackles and an interception against New Hampshire. The interception was the first by an SU down-lineman since Sept., 2022.
- 2022 Trench Trophy winner (awarded annually to the top high school lineman in Western New York)



#30 • DL • TUNMISE ADELEYE • 6-4 • 270 • 5TH
- Recorded at least 0.5 sacks in eight of 11 games this season. He is second on the team with 6.5 sacks this season.
- Logged at least 0.5 tackles for loss in every game this season. He has 10.5 on the year for 54 yards lost.
- Had his first career interception, a pick-six, against NC State. The first pick-six for the Orange since 2024.
- Tied his career-high six tackles and recorded 1.5 sacks against ranked SMU.
- All-Mountain West selection at UNLV before transferring to Syracuse in January of 2026



#5 • LB • ANTOINE DESLAURIERS • 6-1 • 235 • SO
- Fifth on the team in total tackles with 50 and 5.0 TFLs despite having only played in ten games.
- Notched a career high 3.0 tackles for loss vs. Cal.
- Logged six tackles against Pittsburgh and North Carolina.
- Tied for team lead in tackles in 2025, becoming first true freshman in program history to accomplish the feat
- Freshman All-American by numerous publications a year ago.



#6 • LB • CHRIS D'APPOLONIA • 6-3 • 235 • SR
- Leads the Orange in total tackles with 78.
- Picked up his first career fumble recovery at NC State.
- Notched a career high of 12 tackles and 3.5 tackles for loss vs. Louisville, which included a sack.
- All-MAC Linebacker at Toledo in 2025.



#1 • DB/WR • DEMETRES SAMUEL JR. • 6-1 • 195 • SO
- Notched his first career forced fumble and a career-high 10 tackles along with a PBU against SMU.
- Has racked up a total of six PBUs this season, co-leading the team.
- Averages 9.7 yards per punt return, which ranks 25th nationally and fourth in the ACC.



#82 • LB • JAMIE TREMBLE • 6-4 • 230 • JR
- Started collegiate career at TE before transitioning to the defensive side of the ball in his sophomore season.
- Tallied a QBH at Boston College.
- Recorded at least one tackle in 14 of the last 20 games, including 5.5 tackles for loss



#12 • DB • CHRIS PEAL • 6-1 • 200 • SR
- Transferred to Syracuse in January 2025 after two years at Georgia
- Started every game at defensive back since transferring to Syracuse. Leads DB's in total tackles with 61 this year.
- Had a crucial PBU late in the fourth quarter to force an SMU punt to set up the SU game-winning drive.



#0 • DB • BJ LONG • 6-0 • 185 • JR
- Has appeared in 34 games with 12 starts in three seasons at SU.
- Has 51 tackles in 2026, third among Orange DBs.
- Led the team in tackles with six against NC State.
- Full name is Braheem Long Jr.



#7 • DB • NAZIR WARD • 6-0 • 180 • SR
- Transferred to Syracuse from Western Kentucky in January, 2026.
- Logged a career-high 1.5 TFL and a sack against Louisville.
- Appeared in 36 games with 69 tackles, 5.5 tackles for loss, 1.5 sacks, one interception and 12 pass breakups in his career.
- All-CUSA Freshman Team in 2023 at Western Kentucky



#3 • DB • DAVIEN KERR • 6-1 • 190 • JR
- Has appeared in 31 games over his three seasons at Syracuse.
- Has eight interceptions, 82 tackles and seven pass breakups in his career. Notched a career-high two interceptions against Louisville.
- Was the first SU player to have two interceptions in a game since Andre Cisco did so in 2018.
- One of 34 players nationally to have four or more interceptions.



#4 • DB • CHASE GETER • 6-1 • 190 • FR
- Made his first career start against Virginia and logged a pass breakup.
- In his second start at Boston College he recorded a tackle.
- Recovered the game-sealing fumble against SMU.
- Rated three stars by 247, Rivals and ESPN.



#2 • LB • ZYIAN MOULTRIE-GODDARD • 6-0 • 230 • SR
- 39 career games played with 41 tackles and 2.5 tackles for loss.
- Had a fumble recovered for a touchdown against New Hampshire
- Appeared in every game for the Orange in 2025
- Started at Virginia and recorded four tackles, 1.5 tackles for loss and a quarterback hurry.



#10 • LB • GARY BRYANT III • 6-1 • 230 • 5TH
- Transferred to SU in the spring of 2025 from South Dakota.
- Tied his season-high of five tackles vs. UConn.
- FCS All-American and All-Conference performer at South Dakota in 2024



#18 • DL • DAVID OMOPARIOLA • 6-3 • 255 • SR
- Has appeared in 35 games over four seasons at Syracuse
- Has made 66 tackles, 15.5 tackles for loss, 2.0 sacks, a pass breakup and a fumble recovery in his career.
- Appeared in every game for the Orange since 2025
- Was one of the top wrestlers in Maryland during high school



#19 • DB • CORNELL PERRY • 6-1 • 190 • 5TH
- Has appeared in 43 games with eight starts over four years at SU
- Appeared in all but one game for the Orange since 2025
- Set a new career high in tackles (7) against Clemson on 9/20/25
- Tied his career high with seven tackles at Georgia Tech on 10/25/25 and against Boston College on 11/29/25



#95 • DL • DILLAN FONTUS • 6-6 • 300 • SR
- Transferred to Syracuse from Maryland in January, 2026.
- Posted 15 tackles and a 1.0 TFL in nine games this season.
- Has appeared in 46 games across both schools.
- Selected as the Big Ten Jackie Robinson Community and Impact Award Winner in 2024.



#41 • P • JIMMY GREGG • 6-1 • 200 • FR
- Recorded 39 punts for a total of 1603 yards, averaging 41.10 yards per attempt.
- Completed a fake punt pass for 12 yards vs. Cal, becoming first punter since Riley Dixon in 2015 to complete a pass.
- Rated as the No.1 punter in the class of 2026 by 247Sports.

CAREER HIGHS • DEFENSE

#0 BRAHEEM LONG JR., DB
Tackles: 9 at Boston College, 2026
TFL: 1.0, twice, last at Clemson, 2025
Sacks: 1.0, twice, last at Clemson, 2025
Interceptions: 1 vs. Colgate, 2025
Pass Breakups: 1, four times, last vs. SMU, 2026

#1 DEMETRES SAMUEL JR., DB/WR
Tackles: 10 vs. SMU, 2026
TFL: 1, twice, last at Miami, 2025
Forced Fumbles: 1 vs. SMU, 2026
Pass Breakups: 3 vs. Colgate, 2025
Interceptions: 1 vs. Colgate, 2025
Rushes: 1, twice, last vs. Cal, 2026
Rushing Yards: 2 vs. Cal, 2026
Long Rush: 2 vs. Cal, 2026
Receptions: 1 vs. Colgate, 2025
Receiving Yards: 10 vs. Colgate, 2025
Long Reception: 10 vs. Colgate, 2025
Punt Returns: 4 vs. New Hampshire, 2026
Punt Return Yards: 83 vs. New Hampshire, 2026
Long Punt Return: 38 vs. New Hampshire, 2026
Kick Returns: 1 vs. New Hampshire, 2026
Kick Return Yards: 42 vs. New Hampshire, 2026
Long Kick Return: 42 vs. New Hampshire, 2026

#2 ZYIAN MOULTRIE-GODDARD, LB
Tackles: 8 at North Carolina, 2026
TFL: 1.5 at Virginia, 2026
Pass Breakups: 1 at North Carolina, 2026
Fumble Recovery: 1 vs. New Hampshire, 2026
Fumble Return TD: 1 vs. New Hampshire, 2026

#3 DAVIEN KERR, DB
Tackles: 9 vs. SMU, 2026
Fumble Recoveries: 1 vs. SMU, 2026
Interceptions: 2 vs. Louisville, 2026
Pass Breakups: 2 at UConn, 2026
Punt Returns: 3 vs. New Hampshire, 2026
Punt Return Yards: 76 vs. New Hampshire, 2026
Long Punt Return: 46 vs. Holy Cross, 2024
Punt Blocks: 1 vs. New Hampshire, 2026
Sacks: 1.0, twice, last at NC State, 2026
TFL: 1.0, three times, last at NC State, 2026

#4 CHASE GETER, DB
Tackles: 1, twice, last at Boston College, 2026
Pass Breakups: 1 at Virginia, 2026
Fumble Recoveries: 1 vs. SMU, 2026

#5 ANTOINE DESLAURIERS, LB
Tackles: 10 vs. Pittsburgh, 2025
TFL: 3.0 vs. Cal, 2026
Sacks: 1.0 vs. Duke, 2025
Forced Fumbles: 2 at Clemson, 2025
Pass Breakups: 2 vs. UConn, 2025

#6 CHRIS D'APPOLONIA, LB
Tackles: 12 vs. Louisville, 2026
Sacks: 1.0, four times, last vs. SMU, 2026
TFL: 3.5 vs. Louisville, 2026
Fumble Recoveries: 1 at NC State, 2026
Pass Breakups: 1, four times, last at Central Mich., 2025 *
* - at Toledo

#7 NAZIR WARD, DB
Tackles: 7 vs. FIU, 2025*
Sacks: 1.0 vs. Louisville, 2026
TFL: 1.5 vs. Louisville, 2026
Interceptions: 1 vs. Nevada, 2025*
Long Int. Return: 12 vs. Nevada, 2025 *
Pass Breakups: 1, 12 times, last at NC State, 2026
*-at WKU

#9 JAI EUGENE JR., DB
Tackles: 5, twice, last at Virginia, 2026
Sacks: 0.5 at Jacksonville St., 2025*
TFL: 0.5, twice, last at Jacksonville St., 2025*
Pass Breakups: 2 vs. Southern Miss, 2025 *
* - at Western Kentucky

#10 GARY BRYANT III, LB
Tackles: 15 vs. UC Davis, 2024 *
TFL: 1.0, nine times, last at NC State, 2026
Sacks: 1.0 at Miami, 2025
Fumble Recoveries: 1 vs. UC Davis, 2024 *
Forced Fumbles: 1 at Murray St., 2024 *
Interceptions: 1, twice, last vs. UC Davis, 2024 *
Pass Breakups: 2 at Wisconsin, 2024 *
* - at South Dakota

#11 NISSI OGBEBOR, DL
Tackles: 7 vs. SMU, 2026
Sacks: 1.0, twice, last vs. SMU, 2026
TFL: 1.5 at Boston College, 2026
Forced Fumbles: 1 vs. SMU, 2026

#12 CHRIS PEAL, DB
Tackles: 9 at Boston College, 2026
TFL: 1.0, twice, last vs. Pittsburgh, 2025
Sacks: 0.5 at Boston College, 2026
Pass Breakups: 2 vs. Louisville, 2026
Forced Fumbles: 1 at Georgia Tech, 2025

#13 AMARE SNOWDEN, DB
Tackles: 3 at Pittsburgh, 2026
Sacks: 1.0 vs. New Hampshire, 2026
TFL: 1.0 vs. New Hampshire, 2026

#14 KEYSHAWN JOHNSON, LB
Tackles: 10 at Tennessee Tech, 2025*
Sacks: 2.5 vs. New Hampshire, 2026
TFL: 3.5 at Tennessee Tech, 2025 *
Forced Fumbles: 1, twice, last at NC State, 2026
Pass Breakups: 1, twice, last vs. Louisville, 2026
* - at UT Martin

#15 NATHAN NYANDORO, DL
Tackles: 5 vs. North Carolina, 2025
TFL: 1 vs. Boston College, 2025
Sacks: 0.5 vs. Clemson, 2026

#18 DAVID OMOPARIOLA, DL
Tackles: 6 vs. Tennessee, 2025
TFL: 2.0, twice, last at SMU, 2025
Sacks: 1.0 vs. New Hampshire, 2026
Pass Breakups: 1 at UConn, 2026
Fumble Recoveries: 1 at NC State, 2024
Safety: 1 at SMU, 2025

#19 CORNELL PERRY, DB
Tackles: 7, three times, last vs. Boston College, 2025
TFL: 1.0 vs. UConn, 2025
Pass Breakups: 1 vs. Colgate, 2025

#20 RAYSHON ANDREWS, DB
Tackles: 1, three times, last vs. Louisville, 2026

#21 FRAN BROWN JR., LS
Tackles: 9 vs. Central Connecticut State, 2024 *
Fumble Recoveries: 1, twice, last vs. Clemson, 2026
TFL: 1.0 vs. Delaware State, 2024 *
Sacks: 1.0 vs. Delaware State, 2024 *
Touchdowns: 1 vs. Central Connecticut State, 2024 *
* - at Saint Francis

#22 ZIYYON BREDELL, DB
Tackles: 3 at UConn, 2026

#23 TREY DUDLEY, DB
Tackles: 4 at Boston College, 2026
Pass Breakups: 1, vs. New Hampshire, 2026

#26 DARNELL STOKES JR., DB
Tackles: 2 at NC State, 2026

#27 JAVON LAWRENCE, DB
Tackles: 1 vs. SMU, 2026

#30 TUNMISE ADELEYE, DL
Tackles: 6, four times, last vs. Clemson, 2026
Sacks: 2.0 vs. Utah St., 2025*
TFL: 2.0 vs. Utah St., 2025*
Interceptions: 1 at NC State, 2026
Long Int. Return: 18 at NC State, 2026
Pass Breakups: 1, twice, last at Boston College, 2026
Forced Fumbles: 1 at UConn, 2026
* - at UNLV

#31 MARCUS WASHINGTON JR., DB
Tackles: 1 vs. Samford, 2022*
*-at Georgia

#33 GEMAUS SACKIE, LB
Tackles: 3 at Virginia, 2026
Pass Breakups: 1 vs. New Hampshire, 2026

#42 MAURICE MEDLEY, LB
Tackles: 2 vs. New Hampshire, 2026
Forced Fumbles: 1 vs. New Hampshire, 2026

#49 JOSH KUBALA, LB
Tackles: 2 vs. Washington St., 2024
Sacks: 1 at Pittsburgh, 2024
TFL: 1 at Pittsburgh, 2024

#77 JAYLEN PRAY, DL
Tackles: 2 vs. New Hampshire, 2026

#82 JAMIE TREMBLE, LB
Tackles: 4 vs. North Carolina, 2025
Sacks: 1, three times, last vs. Pittsburgh, 2025
TFL: 2 vs. Pittsburgh, 2025
Receptions: 1, twice, last vs. Tennessee, 2025
Receiving Yards: 19 vs. Holy Cross, 2024
Long Reception: 19 vs. Holy Cross, 2024

#90 KORDAE HOUSTON, DL
Tackles: 1 at NC State, 2026

#92 RASHARD PERRY, DL
Tackles: 6, twice, last vs. Louisville, 2026
Sacks: 1, twice, last at Pittsburgh, 2026
TFL: 2, twice, lastat NC State, 2026
Pass Breakups: 1 at North Carolina, 2026
Fumble Recoveries: 1 at Clemson, 2025
Interceptions: 1 vs. New Hampshire, 2026
Long Int. Return: 17 vs. New Hampshire, 2026

#93 ALEX HASKELL, DL
Tackles: 1 vs. New Hampshire, 2026

#95 DILLAN FONTUS, DL
Tackles: 7 vs. Indiana, 2025*
Sacks: 1 at Wisconsin, 2025*
TFL: 2.5 vs. NIU, 2025*
*-at Maryland

#98 JARTAVIUS FLOUNOY, DL
Tackles: 4, three times, last vs. Clemson, 2026
Sacks: 1.0, three times, last at Troy, 2025*
TFL: 2.0 vs. Marshall, 2025*
Forced Fumbles: 1 vs. New Hampshire, 2026
*-at Georgia State

#99 ISAIAH HASTINGS, DL
Tackles: 2, twice, last at SMU, 2025

GAME #1
Sept. 5, 2026 // JMA Wireless Dome
Attendance: 33,257

SYRACUSE	**66**
NEW HAMPSHIRE	**3**

Six-straight possessions with a touchdown boosted Syracuse football to a 66-3 win over New Hampshire on Saturday at the JMA Wireless Dome.

After suffering a season-ending injury early last season, Steve Angeli returned to complete 20 of his 29 passes for 263 yards and three touchdowns. Amari Odom took over and threw one touchdown for seven yards. Umari Hatcher reeled in eight catches for 147 yards and a pair of touchdowns while freshman Shavane Anderson Jr. ran for 102 yards on just 10 carries and three scores.

Syracuse piled up 513 yards of offense with a balance of 275 in the air and 238 on the ground. The Orange picked up 31 first downs along the way while converting 66 percent (8-12) on third down.

Score by Quarters

	1st	2nd	3rd	4th	Final
New Hampshire	0	0	0	3	3
Syracuse	14	27	2	23	66

Scoring Summary:

1st	**4:27**	**SU**	**Hatcher 19 yd pass from Angeli (Woody kick)** **9-77 3:51, SU 7 - UNH 0**
	1:35	**SU**	**Anderson Jr. 2 yd run (Woody kick)** **5-50 1:19, SU 14 - UNH 0**
2nd	**9:31**	**SU**	**Hill 2 yd run (Woody kick)** **11-65 4:50, SU 21 - UNH 0**
	6:58	**SU**	**Anderson Jr. 15 yd run** **2-40 0:34, SU 27 - UNH 0**
	4:38	**SU**	**Clement 27 yd pass from Angeli (Woody kick)** **2-21 0:22, SU 34 - UNH 0**
	1:42	**SU**	**Anderson Jr. 2 yd run (Woody kick)** **6-75 1:56, SU 41 - UNH 0**
3rd	**13:30**	**SU**	**0 yd safety** **SU 43 - UNH 0**
4th	**14:50**	**UNH**	**Glassburn 46 yd field goal** **8-70 3:09, SU 43 - UNH 3**
	13:16	**SU**	**Hatcher 18 yd pass from Angeli (Woody kick)** **4-62 1:29, SU 50 - UNH 3**
	11:53	**SU**	**Moultrie-Goddard 26 yd fumble recovery (Woody kick)** **SU 57 - UNH 3**
	8:52	**SU**	**Bacheyie 7 yd pass from Odom** **5-15 2:08, SU 63 - UNH 3**
	0:48	**SU**	**Woody 34 yd field goal** **12-49 5:26, SU 66 - UNH 3**

	NH	SU
FIRST DOWNS	12	32
RUSHES-YARDS (NET)	34-60	44-239
PASSING YDS (NET)	99	275
Passes Comp-Att-Int	15-26-1	22-34-0
TOTAL OFFENSE PLAYS-YARDS	60-159	78-514
Fumble Returns-Yards	0-0	1-26
Punt Returns-Yards	0-0	6-133
Kickoff Returns-Yards	4-65	3-57
Interception Returns-Yards	0-0	1-17
Punts (Number-Avg)	8-39.6	2-38
Fumbles-Lost	4-2	0-0
Penalties-Yards	9-66	12-125
Possession Time	27:26	32:34
Third-Down Conversions	5 of 15	8 of 12
Fourth-Down Conversions	0 of 0	0 of 1
Red-Zone Scores-Chances	0-0	8-9
Sacks By: Number-Yards	2-8	5-40

RUSHING: SU - Anderson Jr. 10-102; Hill 16-91; Outen 10-44
UNH - Smith 8-64; Thomason 12-23; Aguilar 6-34; Gibson 6-16

PASSING: SU - Angeli 20-29-263; Odom 2-3-12, Nelson 0-2-0
UNH - Bentley 11-18-75; McLeish 4-8-24

RECEIVING: SU - Hatcher 8-147; Clement 2-35; Weaver 3-32
UNH - Thomason 7-53; Carlson 1-13; Fillion 1-11

GAME #2
Sept. 12, 2026 // JMA Wireless Dome
Attendance: 36,031

SYRACUSE	**18**
CALIFORNIA	**21**

Despite out-gaining Cal by nearly 200 yards of total offense, Syracuse came up short in their ACC opener, losing 21-18.

Syracuse (1-1, 0-1 ACC) jumped out to an early two-score lead and had multiple chances to tie or take the lead in the fourth quarter, but two missed field goals, and a pair of Cal (1-1, 1-0 ACC) interceptions, put the game away. Tight end Daunte Bacheyie had a career-high four receptions for 74 yards and a touchdown. Quarterback Steve Angeli threw for 307 yards and a touchdown, paired with three interceptions. Wide receiver Justus Ross-Simmons tallied six catches for 105 yards in his first game of the 2026 campaign. Running back Tylik Hill led all Syracuse rushers with 56 yards, before exiting the game with injury after the opening drive.

Score by Quarters

	1st	2nd	3rd	4th	Final
California	0	7	7	7	21
Syracuse	3	9	6	0	18

Scoring Summary:

1st	**12:37**	**SU**	**Woody 25 yd field goal** **6-57 2:17, SU 3 - CAL 0**
2nd	**14:44**	**SU**	**Woody 33 yd field goal** **12-45 4:14, SU 6 - CAL 0**
	8:50	**SU**	**Bachiyie 23 yd pass from Angeli** **5-72 2:26, SU 12 - CAL 0**
	7:15	**CAL**	**Hendricks 14 yd pass from Sagapolutele (McGough kick)** **4-75 1:35, SU 12 - CAL 7**
3rd	**7:15**	**CAL**	**King 2 yd pass from Sagapolutele (McGough kick)** **6-29 3:07, SU 12 - CAL 14**
	1:38	**SU**	**Johnson 2 yd run** **13-75 5:37, SU 18 - CAL 14**
4th	**4:51**	**CAL**	**Lopa 24 yd interception (McGough kick)** **SU 18 - CAL 21**

	CAL	SU
FIRST DOWNS	17	27
RUSHES-YARDS (NET)	26-67	36-118
PASSING YDS (NET)	182	319
Passes Comp-Att-Int	21-34-0	25-51-3
TOTAL OFFENSE PLAYS-YARDS	60-249	87-437
Fumble Returns-Yards	0-0	0-0
Punt Returns-Yards	1-2	4-50
Kickoff Returns-Yards	0-0	1-29
Interception Returns-Yards	3-77	0-0
Punts (Number-Avg)	7-41.1	3-38.3
Fumbles-Lost	0-0	0-0
Penalties-Yards	9-87	14-110
Possession Time	25:50	34:06
Third-Down Conversions	3 of 13	7 of 17
Fourth-Down Conversions	0 of 1	1 of 2
Red-Zone Scores-Chances	2-2	3-5
Sacks By: Number-Yards	3-18	1-9

RUSHING: SU - Hill 2-56; Johnson 15-46; Anderson Jr. 9-18
CAL - Mohammed 19-74; Emory 2-1

PASSING: SU - Angeli 24-50-307; Gregg 1-1-12
CAL - Sagapolutele 21-34-182

RECEIVING: SU - Ross-Simmons 6-105; Hatcher 6-77; Bacheyie 4-74
CAL - Strong 3-64; Mini 2-38; Hendricks 5-31

GAME #3
Sept. 17, 2026 // Acrisure Stadium
Attendance: 42,087

SYRACUSE	**13**
PITTSBURGH	**27**

Pulling within a touchdown at the break, Syracuse football could not complete the rally Thursday night at Acrisure Stadium, dropping a 27-13 decision at Pittsburgh in the first road game of the season for the Orange.

Syracuse (1-2, 0-2 ACC) had 347 yards of total offense, including 142 on the ground. Ahmad Miller led the Orange rushing attack with 78 yards and a touchdown. He averaged 5.6 yards per carry Thursday night. Steve Angeli completed 13 of his 25 attempts for 161 yards. Amari Odom spelled the starter and went seven-for-seven on passing attempts.

Antoine Deslauriers backed the Syracuse defense with six total tackles, including half a tackle for loss while adding a pass breakup. Nissi Ogbebor had six tackles as well, including two solo efforts. Davien Kerr picked up an interception.

Score by Quarters

	1st	2nd	3rd	4th	Final
Pittsburgh	7	10	7	3	27
Syracuse	0	10	0	3	13

Scoring Summary:

1st	**3:16**	**Pitt**	**Wright 2 yd run (Chadha kick)** **9-63 3:26, SU 0 - PGH 7**
2nd	**12:38**	**Pitt**	**Ferguson Jr. 32 yd run (Chadha kick)** **4-64 1:30, SU 0 - PGH 14**
	8:06	**Pitt**	**Chadha 42 yd field goal** **7-56 2:22, SU 0 - PGH 17**
	3:28	**SU**	**Miller 2 yd run (Barker kick)** **10-65 4:38, SU 7 - PGH 17**
	0:00	**SU**	**Barker 42 yd field goal** **7-35 0:52, SU 10 - PGH 17**
3rd	**11:15**	**Pitt**	**Heintschel 9 yd run (Chadha kick)** **4-76 1:59, SU 10 - PGH 24**
4th	**8:16**	**Pitt**	**Chadha 34 yd field goal** **8-26 3:13, SU 10 - PGH 27**
	3:08	**SU**	**Barker 34 yd field goal** **11-71 5:01, SU 13 - PGH 27**

	SU	Pitt
FIRST DOWNS	23	22
RUSHES-YARDS (NET)	38-142	37-245
PASSING YDS (NET)	205	123
Passes Comp-Att-Int	20-32-2	10-23-1
TOTAL OFFENSE PLAYS-YARDS	70-347	60-368
Fumble Returns-Yards	0-0	0-0
Punt Returns-Yards	1-2	0-0
Kickoff Returns-Yards	3-47	1-20
Interception Returns-Yards	1-4	2-3
Punts (Number-Avg)	3-41.7	3-48.3
Fumbles-Lost	0-0	0-0
Penalties-Yards	10-94	8-72
Possession Time	33:12	26:48
Third-Down Conversions	5 of 14	5 of 10
Fourth-Down Conversions	0 of 1	0 of 0
Red-Zone Scores-Chances	3-4	4-5
Sacks By: Number-Yards	2-15	2-16

RUSHING: SU - Miller 14-78; Hatcher 1-28; Anderson Jr. 11-26
Pitt - Ferguson Jr. 10-102; Wright 14-81; Heintschel 11-41

PASSING: SU - Angeli 13-25-161; Odom 7-7-44
Pitt - Heintschel 10-23-123

RECEIVING: SU - Johnson, Darius 5-42; Hatcher 3-58; Johnson,Ju'Juan 4-27
Pitt - Kent 2-63; Yates 3-36; Lee 1-9

GAME #4

Oct. 3, 2026 // Pratt & Whitney Stadium
Attendance: 35,883

SYRACUSE	**42**
UCONN	**41**

Amari Odom's fourth-down, 17-yard touchdown pass to Umari Hatcher, followed by Odom's two-point conversion, gave Syracuse (2-2) a 42-41 overtime victory at Connecticut (2-3) on Saturday at Pratt & Whitney Stadium.

It marked the second consecutive season the matchup between the Orange and the Huskies was extended into overtime. Syracuse came out ahead for the second year in a row and extended its winning streak in the Connecticut series to seven straight.

Odom, who was making his first start at Syracuse, tied the school record with five touchdown passes. He completed 27-of-37 passes for 335 yards and ran for a score, equaling the second-highest total of touchdowns responsible for by an Orange player, with six.

Umari Hatcher caught 12 passes for 152 yards and three touchdowns. Tylik Hill carried a career-high 28 times for 140 yards. Syracuse gained 509 yards on the afternoon.

Score by Quarters

	1st	2nd	3rd	4th	OT	Final
Syracuse	6	21	7	0	8	42
UConn	7	7	6	14	7	41

1st	**11:45**	**SU**	**Hatcher 40 yd pass from Odom** **7-70 2:34, SU 6 - UCONN 0**
	9:31	**CON**	**Abshire 8 yd pass from Osborne (O'Connor kick)** **7-75 2:14, SU 6 - UCONN 7**
2nd	**13:39**	**SU**	**Meyers 4 yd pass from Odom (Barker kick)** **8-78 4:04, SU 13 - UCONN 7**
	9:22	**SU**	**Odom 6 yd run (Barker kick)** **5-47 2:02, SU 20 - UCONN 7**
	3:19	**SU**	**Hatcher 41 yd pass from Odom (Barker kick)** **7-79 3:27, SU 27 - UCONN 7**
	0:11	**CON**	**Cornist 4 yd run (O'Connor kick)** **8-72 1:34, SU 27 - UCONN 14**
3rd	**7:58**	**SU**	**Bacheyie 34 yd pass from Odom (Barker kick)** **14-75 7:02, SU 34 - UCONN 14**
	3:46	**CON**	**Bowers 10 yd run** **14-75 4:12, SU 34 - UCONN 20**
4th	**14:55**	**CON**	**Watson 7 yd pass from Osborne (O'Connor kick)** **3-43 0:25, SU 34 - UCONN 27**
	11:52	**CON**	**Bowers 71 yd run (O'Connor kick)** **2-84 0:34, SU 34 - UCONN 34**
OT	**0:00**	**CON**	**Cornist 25 yd pass from Osborne (O'Connor kick)** **2-25 0:00, SU 34 - UCONN 41**
	0:00	**SU**	**Hatcher 17 yd pass from Odom (Odom rush)** **6-25 0:00, SU 42 - UCONN 41**

	SU	UConn
FIRST DOWNS	29	28
RUSHES-YARDS (NET)	48-174	34-181
PASSING YDS (NET)	335	318
Passes Comp-Att-Int	27-37-2	20-40-0
TOTAL OFFENSE PLAYS-YARDS	85-509	74-499
Fumble Returns-Yards	0-0	0-0
Punt Returns-Yards	1-3	1-8
Kickoff Returns-Yards	0-0	2-65
Interception Returns-Yards	0-0	2-0
Punts (Number-Avg)	2-46.0	2-42.0
Fumbles-Lost	2-0	3-2
Penalties-Yards	8-84	11-69
Possession Time	35:27	24:33
Third-Down Conversions	10 of 17	3 of 11
Fourth-Down Conversions	3 of 4	2 of 4
Red-Zone Scores-Chances	4-5	4-6
Sacks By: Number-Yards	3-25	2-20

RUSHING: SU - Hill 28-140; Miller 8-22,;Outten 2-9
UCONN -Bowers 16-163; Osborne 9-23; Cornist 8-8

PASSING: SU - Odom 27-37-335
UCONN -Osborne 19-39-314; McDonald 1-1-4

RECEIVING: SU - Hatcher 12-152; Johnson 4-47; Ross-Simmons 3-31
UCONN - Wilson 4-52; Treadway 3-57; Brown 3-49

GAME #5

Oct. 10, 2026 // Scott Stadium
Attendance: 39,661

SYRACUSE	**25**
VIRGINIA	**28**

Syracuse (2-3, 0-3) saw a 10-point halftime lead slip away as host Virginia (4-2, 2-1) scored three touchdowns in the final 17 minutes to claim a 28-25 victory on Saturday night in Charlottesville, Va.

Senior quarterback Malachi Nelson had a successful first start at Syracuse before he was forced to leave the contest late with an injury. Nelson completed 16-of-29 for 217 yards and a touchdown and ran for another 19 yards on six carries.

The Orange outgained Virginia, 430-288, and ran 82 plays to Virginia's 55, but in the end the Cavaliers captured the field-position battle and took advantage of two missed field goals by Syracuse.

Score by Quarters

	1st	2nd	3rd	4th	Final
Virginia	7	0	7	14	28
Syracuse	7	10	0	8	25

Scoring Summary:

1st	**10:29**	**VA**	**Davis 14 yd rush (Bettridge kick)** **8-75 4:03, SU 0 - VA 7**
	4:02	**SU**	**Miller 1 yd rush (Barker kick)** **13-75 6:27, SU 7 - VA 7**
2nd	**14:44**	**SU**	**Hatcher 13 yd pass from Nelson (Barker kick)** **9-91 4:34, SU 14 - VA 7**
	0:32	**SU**	**Barker 29 yd field goal** **16-69 4:31, SU 17 - VA 7**
3rd	**2:01**	**VA**	**Martin 43 yd pass from Pribula (Bettridge kick)** **1-53 0:13, SU 17 - VA 14**
4th	**11:42**	**VA**	**Middlebrook 3 yd rush (Bettridge kick)** **7-73 2:21, SU 17 - VA 21**
	5:20	**VA**	**Middlebrook 5 yd rush (Bettridge kick)** **6-34 3:19, SU 17 - VA 28**
	2:30	**SU**	**Bacheyie 46 yd pass from Lauter (Ross-Simmons reception)** **8-75 2:30, SU 25 - VA 28**

	UVA	SU
FIRST DOWNS	18	25
RUSHES-YARDS (NET)	35-169	47-163
PASSING YDS (NET)	119	267
Passes Comp-Att-Int	11-20-0	18-35-0
TOTAL OFFENSE PLAYS-YARDS	55-288	82-430
Fumble Returns-Yards	0-0	0-0
Punt Returns-Yards	1-2	3-13
Kickoff Returns-Yards	2-51	1-15
Interception Returns-Yards	0-0	0-0
Punts (Number-Avg)	6-52.2	3-40.3
Fumbles-Lost	0-0	0-0
Penalties-Yards	5-65	9-65
Possession Time	24:53	35:07
Third-Down Conversions	3 of 10	5 of 17
Fourth-Down Conversions	1 of 1	2 of 4
Red-Zone Scores-Chances	3-4	3-3
Sacks By: Number-Yards	1-7	1-12

RUSHING: SU - Hill 23-118; Johnson 10-39; Nelson 6-19
UVA - Middlebrook 17-95; Davis 6-39, Pribula 9-34

PASSING: SU - Nelson 16-29-217; Lauter 2-6-46
UVA - Pribula 11-19-119

RECEIVING: SU - Hatcher 8-126; Bacheyie 4-97; Meyers 1-29
UVA - Courtney 3-38; Martin 2-48; Rogers 2-16

GAME #6

Oct. 17, 2026 // JMA Wireless Dome
Attendance: 39,293

SYRACUSE	**26**
LOUISVILLE	**34**

After combining for nearly 700 yards of offense in the first half, Syracuse football fell in a grind-it-out second half, dropping a 34-26 decision to ACC foe Louisville on Saturday night at the JMA Wireless Dome.

Umari Hatcher had 13 catches for 224 yards and a touchdown for Syracuse (2-4, 0-4 ACC). It was the fifth-most receiving yards for a Syracuse player in a single game and the eighth game over 200 yard in program history. Malachi Nelson completed 26 of 39 passes for 315 yards and two touchdowns, with two interceptions. Ahmad Miller ran for 123 yards and a touchdown on 18 carries.

Defensively, Chris D'Appolonia had 12 tackles, including a late 11-yard sack. Davien Kerr finished with five tackles, a sack, two interceptions and a pass breakup.

Score by Quarters

	1st	2nd	3rd	4th	Final
Louisville	14	14	0	6	34
Syracuse	7	10	0	8	26

Scoring Summary:
Scoring Summary:

1st	**11:49**	**SU**	**Barker 26 yd field goal** **5-66 2:08, SU 3 - LOU 0**
	8:40	**SU**	**Hatcher 41 yd pass from Nelson (Barker kick)** **3-43 0:44, SU 10 - LOU 0**
	6:01	**LOU**	**K. Brown 5 yd rush (Hilbert kick)** **5-89 2:34, SU 10 - LOU 7**
	2:19	**LOU**	**Kienholz 82 yd rush (Hilbert kick)** **3-90 1:10, SU 10 - LOU 14**
2nd	**14:55**	**SU**	**Russell III 24 yd pass from Nelson** **6-75 2:24, SU 16 - LOU 14**
	9:29	**LOU**	**Kienholz 1 yd rush (Hilbert kick)** **10-94 5:20, SU 16 - LOU 21**
	2:55	**SU**	**Miller 20 yd rush (Barker kick)** **15-88 6:34, SU 23 - LOU 21**
	0:28	**LOU**	**I. Brown 46 yd pass from Kienholz (Hilbert kick)** **8-75 2:27, SU 23 - LOU 28**
4th	**12:45**	**SU**	**Barker 24 yd field goal** **9-47 2:59, SU 26 - LOU 28**
	7:34	**LOU**	**K. Brown 5 yd rush** **5-56 2:42, SU 26 - LOU 34**

	LOU	SU
FIRST DOWNS	15	26
RUSHES-YARDS (NET)	35-115	39-123
PASSING YDS (NET)	310	339
Passes Comp-Att-Int	14-26-2	29-44-2
TOTAL OFFENSE PLAYS-YARDS	61-425	83-462
Fumble Returns-Yards	0-0	0-0
Punt Returns-Yards	1-11	2-12
Kickoff Returns-Yards	2-22	0-0
Interception Returns-Yards	2-8	2-11
Punts (Number-Avg)	6-39.0	4-47.0
Fumbles-Lost	1-0	1-1
Penalties-Yards	10-90	8-88
Possession Time	27:36	32:24
Third-Down Conversions	6 of 13	3 of 14
Fourth-Down Conversions	0 of 0	2 of 4
Red-Zone Scores-Chances	3-3	4-6
Sacks By: Number-Yards	5-30	3-21

RUSHING: SU - Miller 18-123; Hill 11-26; Johnson 2-8
LOU - Kienholz 10-53; K. Brown 13-50; I. Brown9-11

PASSING: SU - Nelson 26-39-315; Lauter 3-5-24
LOU - Keinholz 14-26-310

RECEIVING: SU - Hatcher 13-224; Russell III 6-53; Bacheyie 5-29
LOU - McCoy 5-93; Hurry 4-66; Brown 2-60

GAME #7

Oct. 24, 2026 // Kenan Stadium
Attendance: 50,500

SYRACUSE	**31**
NORTH CAROLINA	**30**

Down by 10 midway through the third quarter, it all came down to a 2-point conversion as Syracuse football outlasted North Carolina 31-30 in overtime Saturday night at Kenan Stadium.

Steve Angeli went to Calvin Russell III on back-to-back plays, once for the overtime touchdown and again for the 2-point conversion to snap an 11-game skid in ACC play for the Orange (3-4, 1-4 ACC). Fran Brown remains perfect in overtime games (5-0) and moves to 10-5 in one-score matchups.

Angeli completed 20 of his 34 passing attempts for 256 yards and two touchdowns, including the game-winner. Umari Hatcher caught four passes for 103 yards with a 76-yard touchdown catch-and-run.

On the ground, Ahmad Miller ran for 125 yards on 30 carries and a pair of touchdowns while Ju'Juan Johnson and Tylik Hill each ran for 38 yards.

Defensively, Zyian Moultrie-Goddard and Chris D'Appolonia finished with eight tackles apiece. Moultrie-Goddard had one of four pass breakups for the Orange on the night while D'Appolonia had one tackle for a loss, dropping the Tar Heels with a 14-yard sack. Nissi Ogbebor logged a team-high four quarterback hurries.

Score by Quarters

	1st	2nd	3rd	4th	OT	Final
Syracuse	0	10	0	13	8	31
North Carolina	10	3	7	3	7	30

1st	**11:40**	**UNC**	**Shipp 5 yd pass from Edwards (Verhoff kick)** **7-83 3:13, SU 0 - UNC 7**
	2:00	**UNC**	**Verhoff 27 yd field goal** **13-60 6:42, SU 0 - UNC 10**
2nd	**9:40**	**SU**	**Miller 2 yd run (Barker kick)** **16-88 7:15, SU 7 - UNC 10**
	2:40	**UNC**	**Verhoff 39 yd field goal** **11-41 4:53, SU 7 - UNC 13**
	0:00	**SU**	**Barker 30 yd field goal** **10-58 2:40, SU 10 - UNC 13**
3rd	**8:26**	**UNC**	**June 25 yd run (Verhoff kick)** **10-70 4:25, SU 10 - UNC 20**
4th	**11:01**	**SU**	**Hatcher 76 yd pass from Angeli (Barker kick)** **1-76 0:12, SU 17 - UNC 20**
	7:12	**UNC**	**Verhoff 22 yd field goal** **9-71 3:49, SU 17 - UNC 23**
	1:54	**SU**	**Miller 3 yd run** **11-75 5:18, SU 23 - UNC 23**
OT	**0:00**	**UNC**	**June 3 yd pass from Edwards (Verhoff kick)** **6-25 0:00, SU 23 - UNC 30**
	0:00	**SU**	**Russell 4 yd pass from Angeli (Russell pass)** **7-25 0:00, SU 31 - UNC 30**

	SU	UNC
FIRST DOWNS	**23**	**20**
RUSHES-YARDS (NET)	**49-199**	**25-101**
PASSING YDS (NET)	**256**	**271**
Passes Comp-Att-Int	**20-34-0**	**27-44-0**
TOTAL OFFENSE PLAYS-YARDS	**83-455**	**69-372**
Fumble Returns-Yards	**0-0**	**0-0**
Punt Returns-Yards	**2-8**	**2-22**
Kickoff Returns-Yards	**3-57**	**1-17**
Interception Returns-Yards	**0-0**	**0-0**
Punts (Number-Avg)	**3-45.3**	**3-42.7**
Fumbles-Lost	**1-0**	**0-0**
Penalties-Yards	**7-65**	**3-20**
Possession Time	**31:25**	**28:35**
Third-Down Conversions	**8 of 19**	**9 of 17**
Fourth-Down Conversions	**4 of 7**	**1 of 2**
Red-Zone Scores-Chances	**4-4**	**4-4**
Sacks By: Number-Yards	**2-16**	**1-8**

RUSHING: SU - Miller 31-133; Johnson 5-38; Hill 9-33
UNC -McGill 12-62; June 9-53

PASSING: SU - Angeli 20-34-256
UNC -Edwards Jr. 27-44-271

RECEIVING: SU - Hatcher 4-103; Russell III 8-86; Bacheyie 3-41
UNC - Shipp 8-102; Thurman 7-77; Kekahuna 4-33

GAME #8

Oct. 31, 2026 // JMA Wireless Dome
Attendance: 33,396

SYRACUSE	**30**
SMU	**27**

Behind a scary good fourth-quarter offense and four sacks on defense, Syracuse football rallied past No. 19 SMU for a 30-27 Halloween win at the JMA Wireless Dome Saturday afternoon.

Syracuse (4-4, 2-4 ACC) earned its second straight conference win behind 338 yards of offense, including 118 in the fourth quarter alone. Steve Angeli completed 21 of 34 passes for 200 yards and a touchdown, a 2-yard strike to Noah Meyers for the go-ahead score with 17 seconds left. Umari Hatcher caught six passes for 65 yards. Ahmad Miller ran for 56 yards and a touchdown, and Tylik Hill added 54 yards on the ground. Angeli opened the scoring with a 26-yard touchdown run, his first rushing score since early 2025.

Fran Brown moved to 11-5 in one-score games since his arrival at Syracuse and to 3-0 vs. ranked opponents in the Loud House.

The Orange defense surrendered 421 yards but held the Mustangs to just 70 on the ground. Keyshawn Johnson was in on three of Syracuse's four sacks, which cost SMU a combined 52 yards. The Orange also recovered two fumbles. Davien Kerr scooped up one forced by Demetres Samuel Jr. in the second quarter, and Chase Geter fell on a botched lateral on the final play to seal the victory.

Score by Quarters

	1st	2nd	3rd	4th	Final
SMU	10	0	7	10	27
Syracuse	7	13	0	10	30

1st	**10:04**	**SU**	**Angeli 26 yd run (Woody kick)** **7-55 3:07, SU 7 - SMU 0**
	6:10	**SMU**	**Baird 40 yd field goal** **9-52 3:54, SU 7 - SMU 3**
	0:12	**SMU**	**Hale 9 yd pass from Jennings (Baird kick)** **12-88 4:40, SU 7 - SMU 10**
2nd	**9:08**	**SU**	**Woody 29 yd field goal** **13-64 6:04, SU 10 - SMU 10**
	6:35	**SU**	**Woody 25 yd field goal** **5-15 1:42, SU 13 - SMU 10**
	0:22	**SU**	**Miller 1 yd run (Woody kick)** **9-50 2:57, SU 20 - SMU 10**
3rd	**8:52**	**SMU**	**Knight 14 yd pass from Jennings (Baird kick)** **10-85 4:30, SU 20 - SMU 17**
4th	**12:07**	**SMU**	**Safety** **4-(-8) 1:14, SU 20 - SMU 19**
	9:04	**SMU**	**Raphael 13 yd run (McFall pass from Jennings)** **7-67 2:57, SU 20 - SMU 27**
	5:26	**SU**	**Woody 26 yd field goal** **10-67 3:38, SU 23 - SMU 27**
	0:17	**SU**	**Meyers 2 yd pass from Angeli (Woody kick)** **11-68 3:19, SU 30 - SMU 27**

	SMU	SU
FIRST DOWNS	**25**	**20**
RUSHES-YARDS (NET)	**31-69**	**37-138**
PASSING YDS (NET)	**352**	**200**
Passes Comp-Att-Int	**29-37-0**	**21-34-0**
TOTAL OFFENSE PLAYS-YARDS	**68-421**	**71-338**
Fumble Returns-Yards	**0-0**	**2-29**
Punt Returns-Yards	**2-4**	**2-36**
Kickoff Returns-Yards	**3-60**	**1-25**
Interception Returns-Yards	**0-0**	**0-0**
Punts (Number-Avg)	**5-45.2**	**4-52.8**
Fumbles-Lost	**2-2**	**0-0**
Penalties-Yards	**9-90**	**7-50**
Possession Time	**30:26**	**29:34**
Third-Down Conversions	**6 of 13**	**4 of 16**
Fourth-Down Conversions	**0 of 0**	**4 of 4**
Red-Zone Scores-Chances	**4-4**	**5-5**
Sacks By: Number-Yards	**1-6**	**6-58**

RUSHING: SU - Miller 18-56; Hill 10-54; Angeli 3-14
SMU - Raphael 14-51; Rhodes 3-22; McFall 1-2

PASSING: SU - Angeli 21-34-200
SMU - Jennings 29-36-352

RECEIVING: SU - Hatcher 6-65; Bacheyie 3-47; Russell III 3-41
SMU - Knight 6-80; Smith 5-95; Cooper 5-53

GAME #9

Nov. 7, 2026 // JMA Wireless Dome
Attendance: 37,291

SYRACUSE	**13**
CLEMSON	**18**

Despite a late fourth quarter rally, Syracuse was topped by Clemson, 18-13, at the JMA Wireless Dome on Saturday afternoon.

The Syracuse defense surrendered just 197 yards through the air, the fifth time this season the Orange have held an opponent to under 200 yards passing. Davien Kerr had an interception in the contest, his fourth of the season.

Syracuse also did not surrender an offensive touchdown, with the Tigers' lone touchdown coming on a fumble recovery.

Syracuse (4-5, 2-5 ACC) was paced offensively by 101 yards of rushing on 20 carries by Ahmad Miller. Tight end Daunte Bacheyie led the receivers with 82 yards on six catches including a touchdown. Quarterback Steve Angeli finished 18-of-40 passing for 263 yards.

Score by Quarters

	1st	2nd	3rd	4th	Final
Clemson	6	3	9	0	18
Syracuse	3	3	0	7	13

1st	**12:30**	**CLE**	**Hauser 32 yd field goal** **5-61 2:30, SU 0 - CLE 3**
	6:15	**SU**	**Woody 26 yd field goal** **13-67 6:15, SU 3 - CLE 3**
	4:51	**CLE**	**Hauser 36 yd field goal** **5-57 1:24, SU 3 - CLE 6**
2nd	**6:07**	**SU**	**Woody 46 yd field goal** **7-33 3:02, SU 6 - CLE 6**
	2:06	**CLE**	**Hauser 37 yd field goal** **8-63 3:54, SU 6 - CLE 9**
3rd	**7:25**	**CLE**	**Hauser 54 yd field goal** **12-44 5:27, SU 6 - CLE 12**
	6:39	**CLE**	**Lawson 22 yd fumble return** **2-(-13) 0:40, SU 6 - CLE 18**
4th	**3:12**	**SU**	**Bacheyie 33 yd pass from Angeli (Woody kick)** **5-74 1:31, SU 13 - CLE 18**

	CLE	SU
FIRST DOWNS	**16**	**20**
RUSHES-YARDS (NET)	**34-162**	**33-117**
PASSING YDS (NET)	**197**	**263**
Passes Comp-Att-Int	**18-29-1**	**18-40-1**
TOTAL OFFENSE PLAYS-YARDS	**63-359**	**73-380**
Fumble Returns-Yards	**1-22**	**0-0**
Punt Returns-Yards	**1-9**	**1-18**
Kickoff Returns-Yards	**1-18**	**1-25**
Interception Returns-Yards	**1-0**	**1-0**
Punts (Number-Avg)	**4-43.8**	**6-39.2**
Fumbles-Lost	**1-1**	**1-1**
Penalties-Yards	**6-49**	**5-51**
Possession Time	**32:29**	**27:31**
Third-Down Conversions	**4 of 16**	**6 of 17**
Fourth-Down Conversions	**1 of 1**	**1 of 1**
Red-Zone Scores-Chances	**3-3**	**1-3**
Sacks By: Number-Yards	**3-24**	**3-17**

RUSHING: SU - Miller 20-101; Hill 2-16; Johnson 4-11
CLE - Green 9-85; Reynolds 15-61; Johnson Jr. 3-8

PASSING: SU - Angeli 18-40-263
CLE - Reynolds 17-28-161, Wesco Jr. 1-1-36

RECEIVING: SU - Ross-Simmons 4-84; Bacheyie 6-82; Russell III 5-80
CLE - Wesco Jr. 6-100; Moore 4-63; Preston 3-21

GAME #10

Nov. 14, 2026 // Carter-Finley Stadium
Attendance: 53,948

SYRACUSE	**34**
NC STATE	**31**

Syracuse mounted a 15-point fourth-quarter comeback to defeat NC State, 34-31, in Raleigh on Saturday afternoon.

Syracuse (5-5, 3-5 ACC) was led by receiver Calvin Russell III, who hauled in 17 passes for 137 yards. His 17 receptions tied the Orange single-game record set by Ervin Phillips on Sept. 30, 2017 and are the most by any player nationally since 2024. Umari Hatcher caught 4 passes for 81 yards and eclipsed the 1,000-yard mark on the season. Hatcher is the eighth player to reach 1,000 receiving yards in program history.

Quarterback Steve Angeli finished 27-of-42 for 272 yards to go with two touchdowns. Tylik Hill led the Orange rushing attack with 60 yards and a touchdown.

Score by Quarters

	1st	2nd	3rd	4th	Final
Syracuse	3	3	7	21	34
NC State	0	7	21	3	31

1st	**7:44**	**SU**	**Woody 31 yd field goal** **13-69 7:12, SU 3 - NCS 0**
2nd	**3:40**	**NCS**	**Bailey 9 yd run (Vinesett kick)** **14-81 6:52, SU 3 - NCS 7**
	0:10	**SU**	**Woody 35 yd field goal** **14-65 3:25, SU 6 - NCS 7**
3rd	**13:47**	**NCS**	**Robinson 12 yd pass from Bailey (Vinesett kick)** **4-75 1:13, SU 6 - NCS 14**
	11:00	**NCS**	**Gause 2 yd run (Vinesett kick)** **3-75 1:33, SU 6 - NCS 21**
	7:21	**SU**	**Hill 13 yd run (Woody kick)** **11-75 3:39, SU 13 - NCS 21**
	2:21	**NCS**	**Scott 32 yd run (Vinesett kick)** **3-53 1:14, SU 13 - NCS 28**
4th	**12:05**	**SU**	**Russell III 3 yd pass from Angeli (Woody kick)** **5-74 1:58, SU 20 - NCS 28**
	6:55	**NCS**	**Vinesett 21 yd field goal** **10-71 5:10, SU 20 - NCS 31**
	5:12	**SU**	**Adeleye 18 yd interception return** **2-0 0:48, SU 26 - NCS 31**
	0:48	**SU**	**Ross-Simmons 11 yd pass from Angeli (Ross-Simmons pass from Angeli)** **9-49 2:44, SU 34 - NCS 31**

	SU	NCS
FIRST DOWNS	**24**	**21**
RUSHES-YARDS (NET)	**33-138**	**36-202**
PASSING YDS (NET)	**272**	**211**
Passes Comp-Att-Int	**27-43-0**	**15-27-1**
TOTAL OFFENSE PLAYS-YARDS	**76-410**	**63-413**
Fumble Returns-Yards	**0-0**	**0-0**
Punt Returns-Yards	**2-12**	**1-1**
Kickoff Returns-Yards	**3-45**	**3-67**
Interception Returns-Yards	**1-18**	**0-0**
Punts (Number-Avg)	**6-41.8**	**5-42.6**
Fumbles-Lost	**0-0**	**1-1**
Penalties-Yards	**8-85**	**5-55**
Possession Time	**29:49**	**30:11**
Third-Down Conversions	**8 of 17**	**4 of 11**
Fourth-Down Conversions	**1 of 1**	**1 of 1**
Red-Zone Scores-Chances	**5-5**	**4-4**
Sacks By: Number-Yards	**2-7**	**1-8**

RUSHING: SU - Hill 15-60; Miller 10-41; Russell III 2-24
NCS - Scott 14-127; Bailey 9-56; Gause 12-24

PASSING: SU - Angeli 27-42-272, Russell III 0-1-0
NCS - Bailey 15-27-211

RECEIVING: SU - Russell III 17-137; Hatcher 4-81; Bacheyie 2-19
NCS - Dozier 1-69; Jackson 3-52; Robinson 4-38

GAME #11

Nov. 21, 2026 // Alumni Stadium
Attendance: 35,109

SYRACUSE	**15**
BOSTON COLLEGE	**27**

Despite 530 yards of total offense, Syracuse football lost 27-15 at Boston College's Alumni Stadium on Saturday afternoon. It was the 60th meeting between the programs.

Umari Hatcher caught 11 passes for 212 yards, his second 200-yard game this season. He is the second Syracuse player with multiple 200-yard games in a single season, joining Amba Etta-Tawo, who did so in 2016. Hatcher also passed 2,000 career receiving yards, the 10th Syracuse player to do so. He also climbed to 1,257 yards for the season, the third-most in a single season in SU history.

Steve Angeli completed 13-of-21 passes for 164 yards before leaving with an injury. Malachi Nelson came in relief went 12-of-26 for 202 yards and a touchdown. Davion Kerr set career highs with eight carries and 47 rushing yards, and added a 9-yard catch.

Keyshawn Johnson recorded a sack in the third-quarter, his fourth straight game with one. His 9.0 sacks are the most by a Syracuse player since 2018, when Alton Robinson and Kendall Coleman each had 10.0. Tunmise Adeleye has at least half a tackle for loss in every game this season adding 0.5 against the Eagles to bring his total to 10.5 on the season. Chris D'Appolonia tied his career high in tackles for loss with 3.5.

Score by Quarters

	1st	2nd	3rd	4th	Final
Syracuse	3	0	6	6	15
Boston College	7	6	7	7	27

1st	**12:43**	**BC**	**Moore 6 yd pass from McKenzie (Lombardo kick)** **4-81 2:17, SU 0 - BC 7**
	1:26	**SU**	**Woody 24 yd field goal** **7-64 2:19, SU 3 - BC 7**
2nd	**11:04**	**BC**	**Lombardo 46 yd field goal** **12-47 5:22, SU 3 - BC 10**
	0:00	**BC**	**Lombardo 32 yd field goal** **6-36 1:24, SU 3 - BC 13**
3rd	**10:49**	**SU**	**Woody 50 yd field goal** **9-43 4:11, SU 6 - BC 13**
	7:05	**SU**	**Woody 24 yd field goal** **8-59 2:54, SU 9 - BC 13**
	3:17	**BC**	**MacCormack III 56 yd run (Lombardo kick)** **5-73 1:54, SU 9 - BC 20**
4th	**14:55**	**SU**	**Hatcher 27 yd pass from Nelson** **8-75 3:22, SU 15 - BC 20**
	8:36	**BC**	**Boldin Jr. 22 yd pass from McKenzie (Lombardo kick)** **5-80 2:00, SU 15 - BC 27**

	SU	BC
FIRST DOWNS	**28**	**19**
RUSHES-YARDS (NET)	**28-124**	**36-268**
PASSING YDS (NET)	**406**	**131**
Passes Comp-Att-Int	**28-53-0**	**14-24-0**
TOTAL OFFENSE PLAYS-YARDS	**81-530**	**60-399**
Fumble Returns-Yards	**0-0**	**0-0**
Punt Returns-Yards	**4-12**	**0-0**
Kickoff Returns-Yards	**0-0**	**4-75**
Interception Returns-Yards	**0-0**	**0-0**
Punts (Number-Avg)	**3-21.0**	**6-38.2**
Fumbles-Lost	**0-0**	**0-0**
Penalties-Yards	**11-85**	**10-86**
Possession Time	**30:18**	**29:42**
Third-Down Conversions	**7 of 16**	**5 of 13**
Fourth-Down Conversions	**0 of 2**	**0 of 0**
Red-Zone Scores-Chances	**2-6**	**3-3**
Sacks By: Number-Yards	**2-14**	**2-12**

RUSHING: SU - Kerr 8-47; Belin 4-38; Miller 5-26
BC - MacCormack III 30-236; McKenzie 6-32;

PASSING: SU - Nelson 12-26-202; Angeli 13-21-164; Belin 3-5-40
BC - McKenzie 14-24-131

RECEIVING: SU - Hatcher 11-212; Russell III 8-107; Ross-Simmons 3-52
BC - MacCormack III 5-45; Green 3-42; Boldin Jr. 2-26

TEAM STATS

Team Statistics

	SU	OPP
Scoring	**313**	**287**
Points per game	28.5	26.1
Points Off Turnovers	46	29
First Downs	**277**	**212**
Rushing	108	84
Passing	136	97
Penalty	33	31
Rushing Yardage	**1668**	**1639**
Yards gained rushing	1930	1998
Yards lost rushing	262	359
Rushing attempts	432	363
Average per rush	3.9	4.5
Average per game	151.6	149.0
TDs Rushing	14	19
Passing Yardage	**3144**	**2307**
Comp-Att-Int	256-438-10	194-330-6
Average per pass	7.2	7.0
Average per catch	12.3	11.9
Average per game	285.8	209.7
TDs Passing	21	14
Total offense	**4812**	**3946**
Total plays	870	693
Average per play	5.5	5.7
Average per game	437.5	358.7
Kick returns: #-Yards	**16-300**	**23-460**
Punt returns: #-Yards	**29-325**	**10-55**
Int returns: #-Yards	**6-50**	**10-88**
Kick return average	**18.8**	**20.0**
Punt return average	**11.2**	**5.5**
Int return average	**8.3**	**8.8**
Fumbles-Lost	**6-2**	**12-8**
Penalties-Yards	**99-902**	**85-750**
Average per game	82.0	68.2
Punts-Yards	**39-1603**	**55-2352**
Average per punt	41.1	42.8
Net punt average	38.7	37.8
Kickoffs-Yards	**64-3987**	**58-3653**
Average per kick	62.3	63.0
Net kick average	40.1	39.6
Time of possession / game	**31:57**	**28:02**
3rd-down conversion	**72/175**	**53/142**
3rd-down pct	41%	37%
4th-down conversion	**18/31**	**6/10**

INDIVIDUAL STATS

Rushing

Player	gp	att	gain	loss	net	avg	td	lg	avg/g
Tylik Hill	10	124	625	9	616	5.0	2	55	61.6
Ahmad Miller	10	133	612	18	594	4.5	6	39	59.4
Ju'Juan Johnson	8	48	174	13	161	3.4	1	25	20.1
Shavane Anderson Jr.	4	32	159	8	151	4.7	3	37	37.8
Matt Outten	10	13	63	7	56	4.3	0	14	5.6
Davion Kerr	11	11	57	3	54	4.9	0	29	4.9
Umari Hatcher	11	2	39	0	39	19.5	0	28	3.5
Rich Belin	5	4	38	0	38	9.5	0	18	7.6
Calvin Russell III	8	4	32	0	32	8.0	0	15	4.0
Malachi Coleman	2	1	4	0	4	4.0	0	4	2.0
Amari Odom	3	9	23	21	2	0.2	1	9	0.7
Demetres Samuel Jr.	11	1	2	0	2	2.0	0	2	0.2
Zaid Lott	1	1	0	4	-4	-4.0	0	0	-4.0
Danny Lauter	2	1	0	7	-7	-7.0	0	0	-3.5
Malachi Nelson	4	12	22	36	-14	-1.2	0	9	-3.5
Jimmy Gregg	11	1	0	14	-14	-14.0	0	0	-1.3
Steve Angeli	8	30	80	112	-32	-1.1	1	26	-4.0
Team	11	5	0	10	-10	-2.0	0	0	-0.9
Total	**11**	**432**	**1930**	**262**	**1668**	**3.9**	**14**	**55**	**151.6**
Opponents	**11**	**363**	**1998**	**359**	**1639**	**4.5**	**19**	**82**	**149.0**

Passing

Player	gp	effic	comp-att-int	pct	yds	td	lg	avg/g
Steve Angeli	8	122.0	156-275-6	56.7	1886	10	76	235.8
Malachi Nelson	4	130.1	54-96-2	56.3	734	4	65	183.5
Amari Odom	3	179.7	37-48-2	77.1	398	6	41	132.7
Danny Lauter	2	132.0	5-11-0	45.5	74	1	46	37.0
Rich Belin	5	127.2	3-5-0	60.0	40	0	17	8.0
Jimmy Gregg	11	200.8	1-1-0	100.0	12	0	12	1.1
Calvin Russell III	8	0.0	0-1-0	0.0	0	0	0	0.0
Team	11	0.0	0-1-0	0.0	0	0	0	0.0
Total	**11**	**130.0**	**256-438-10**	**58.4**	**3144**	**21**	**76**	**285.8**
Opponents	**11**	**127.9**	**194-330-6**	**58.8**	**2307**	**14**	**69**	**209.7**

Receiving

Player	gp	no.	yds	avg	td	lg	avg/g
Umari Hatcher	11	77	1257	16.3	9	76	114.3
Calvin Russell III	8	49	518	10.6	3	40	64.8
Daunte Bacheyie	11	30	435	14.5	5	46	39.5
Justus Ross-Simmons	10	22	336	15.3	1	35	33.6
Darius Johnson	10	14	120	8.6	0	27	12.0
Cole Weaver	11	11	93	8.5	0	28	8.5
David Clement	11	10	102	10.2	1	27	9.3
Noah Meyers	11	8	80	10.0	2	29	7.3
Ahmad Miller	10	8	32	4.0	0	8	3.2
Ju'Juan Johnson	8	8	37	4.6	0	11	4.6
Tyshawn Russell	8	7	54	7.7	0	18	6.8
Darien Williams	4	4	25	6.3	0	19	6.3
Julian McFadden	5	2	12	6.0	0	6	2.4
Shavane Anderson Jr.	4	2	15	7.5	0	10	3.8
Zamondre Merriweather	5	1	2	2.0	0	2	0.4
David Omopariola	11	1	12	12.0	0	12	1.1
Davion Kerr	11	1	9	9.0	0	9	0.8
Tylik Hill	10	1	5	5.0	0	5	0.5
Total	**11**	**256**	**3144**	**12.3**	**21**	**76**	**285.8**
Opponents	**11**	**194**	**2307**	**11.9**	**14**	**69**	**209.7**

Punt Returns

Player	no.	yds	avg	td	lg
Demetres Samuel Jr.	21	204	9.7	0	38
Davien Kerr	8	121	15.1	0	30
Total	**29**	**325**	**11.2**	**0**	**38**
Opponents	**10**	**55**	**5.5**	**0**	**11**

Interceptions

Player	no.	yds	avg	td	lg
Davien Kerr	4	15	3.8	0	11
Tunmise Adeleye	1	18	18.0	1	18
Rashard Perry	1	17	17.0	0	17
Total	**6**	**50**	**8.3**	**1**	**18**
Opponents	**10**	**88**	**8.8**	**1**	**53**

Kick Returns

Player	no.	yds	avg	td	lg
Davion Kerr	5	97	19.4	0	25
Darien Williams	4	76	19.0	0	29
Matt Outten	3	54	18.0	0	25
Elijah Washington-Baker	2	15	7.5	0	13
Davien Kerr	1	16	16.0	0	16
Demetres Samuel Jr.	1	42	42.0	0	42
Total	**16**	**300**	**18.8**	**0**	**42**
Opponents	**23**	**460**	**20.0**	**0**	**48**

Fumbles Recovered

Player	no.	yds	avg	td	lg
Davien Kerr	1	16	16.0	0	16
Chase Geter	1	13	13.0	0	13
Zyian Moultrie-Goddard	1	0	0.0	1	0
Chris D'Appolonia	1	0	0.0	0	0
Fran Brown Jr.	1	0	0.0	0	0
Keyshawn Johnson	1	0	0.0	0	0
Antoine Deslauriers	1	0	0.0	0	0
Gemaus Sackie	1	0	0.0	0	0
Total	**8**	**29**	**3.6**	**1**	**16**
Opponents	**2**	**22**	**11.0**	**1**	**22**

DEFENSE

			Tackles				Sacks	Pass defense			Fumbles		blkd	
##	Player	gp	ua	a	tot	tfl/yds	no-yds	int-yds	brup	qbh	fr-yds	ff	kick	saf
6	Chris D'Appolonia	11	33	46	79	10.5-44	3.5-35	.	.	1	1-0	.	.	.
12	Chris Peal	11	36	25	61	0.5-4	0.5-4	.	5	1	.	.	.	.
3	Davien Kerr	11	30	23	53	3-18	2.5-18	4-15	6	1	1-16	.	1	.
5	Antoine Deslauriers	10	23	28	51	6-13	0.5-4	.	1	.	1-0	1	.	.
0	Braheem Long Jr.	11	19	32	51	1.5-4	.	.	2	1	.	.	.	.
30	Tunmise Adeleye	11	13	37	50	10.5-54	6.5-43	1-18	2	4	.	1	.	.
11	Nissi Ogbebor	11	13	34	47	5-24	2.5-17	.	.	12	.	1	.	.
1	Demetres Samuel Jr.	11	28	16	44	0.5-1	.	.	6	.	.	1	.	.
92	Rashard Perry	11	14	29	43	9-24	1-5	1-17	1	1	.	.	.	.
14	Keyshawn Johnson	11	17	23	40	11.5-90	9-81	.	2	8	1-0	2	.	.
10	Gary Bryant III	9	9	17	26	3-13	0.5-8	.	.	.	.	.	.	.
2	Zyian Moultrie-Goddard	10	6	19	25	1.5-2	.	.	1	2	1-0	.	.	.
7	Nazir Ward	10	18	6	24	2.5-5	1-3	.	5	.	.	.	.	.
18	David Omopariola	11	10	12	22	4-16	1.5-10	.	1	3	.	.	.	.
95	Dillan Fontus	10	6	9	15	1.5-2	.	.	.	1	.	.	.	.
98	Jartavius Flounoy	10	3	11	14	2.5-4	0.5-1	.	.	.	.	1	.	.
19	Cornell Perry	10	5	8	13	0.5-1	.	.	.	.	.	.	.	.
9	Jai Eugene Jr.	6	4	8	12	.	.	.	.	.	.	.	.	.
23	Trey Dudley	8	4	5	9	.	.	.	1	.	.	.	.	.
82	Jamie Tremble	11	2	6	8	1.5-3	.	.	.	2	.	.	.	.
33	Gemaus Sackie	10	3	3	6	.	.	.	.	.	1-0	.	.	.
13	Amare Snowden	11	3	3	6	1-4	1-4	.	.	.	.	.	.	.
49	Josh Kubala	11	2	4	6	.	.	.	.	.	.	.	.	.
22	Ziyyon Bredell	11	2	4	6	.	.	.	.	.	.	.	.	.
26	Darnell Stokes Jr.	10	2	1	3	.	.	.	.	.	.	.	.	.
20	Rayshon Andrews	11	2	1	3	.	.	.	.	.	.	.	.	.
15	Nathan Nyandoro	8	.	3	3	1-1	0.5-1	.	.	1	.	.	.	.
77	Jaylen Pray	2	.	2	2	.	.	.	.	.	.	.	.	.
42	Maurice Medley	1	1	1	2	.	.	.	.	.	.	1	.	.
4	Chase Geter	8	2	.	2	.	.	.	1	.	1-13	.	.	.
11	Cole Weaver	11	2	.	2	.	.	.	.	.	.	.	.	.
21	Fran Brown Jr.	11	1	1	2	.	.	.	.	.	1-0	.	.	.
2	Umari Hatcher	11	.	1	1	.	.	.	.	.	.	.	.	.
99	Isaiah Hastings	5	.	1	1	.	.	.	.	.	.	.	.	.
27	Javon Lawrence	11	1	.	1	.	.	.	.	.	.	.	.	.
19	Daunte Bacheyie	11	1	.	1	.	.	.	.	.	.	.	.	.
90	Kordae Houston	3	.	1	1	.	.	.	.	.	.	.	.	.
93	Alexander Haskell	2	1	.	1	.	.	.	.	.	.	.	.	.
75	Trevion Mack	9	1	.	1	.	.	.	.	.	.	.	.	.
0	David Clement	11	1	.	1	.	.	.	.	.	.	.	.	.
	Totals	**11**	**318**	**420**	**738**	**77-327**	**31-234**	**6-50**	**34**	**38**	**8-29**	**8**	**1**	**1**

SYRACUSE GAME-BY-GAME

		Rushing				Receiving				Passing				Kick Returns				Punt Returns				tot
Date	Opponent	no.	yds	td	lg	no.	yds	td	lg	cmp-att-int	yds	td	lg	no.	yds	td	lg	no.	yds	td	lg	off
09/05/2026	New Hampshire	44	239	4	37	22	275	4	35	22-34-0	275	4	35	3	57	0	42	7	159	0	38	514
09/12/2026	California	36	118	1	55	25	319	1	38	25-51-3	319	1	38	1	29	0	29	4	50	0	27	437
09/17/2026	at Pittsburgh	38	135	1	28	21	212	0	34	21-33-2	212	0	34	3	47	0	16	1	2	0	2	347
10/03/2026	at UConn	48	174	1	30	27	335	5	41	27-37-2	335	5	41	0	0	0	0	1	3	0	3	509
10/10/2026	at Virginia	47	163	1	48	18	267	2	51	18-35-0	267	2	51	1	15	0	15	3	13	0	7	430
10/17/2026	Louisville	39	123	1	39	29	339	2	65	29-44-2	339	2	65	0	0	0	0	2	12	0	11	462
10/24/2026	at North Carolina	49	199	2	25	20	256	2	76	20-34-0	256	2	76	3	57	0	24	2	8	0	5	455
10/31/2026	SMU	37	138	2	26	21	200	1	25	21-34-0	200	1	25	1	25	0	25	2	36	0	27	338
11/07/2026	Clemson	33	117	0	18	18	263	1	35	18-40-1	263	1	35	1	25	0	25	1	18	0	18	380
11/14/2026	at NC State	33	138	1	15	27	272	2	53	27-43-0	272	2	53	3	45	0	17	2	12	0	6	410
11/21/2026	at Boston College	28	124	0	29	28	406	1	43	28-53-0	406	1	43	0	0	0	0	4	12	0	7	530
Syracuse		**432**	**1668**	**14**	**55**	**256**	**3144**	**21**	**76**	**256-438-10**	**3144**	**21**	**76**	**16**	**300**	**0**	**42**	**29**	**325**	**0**	**38**	**4812**
Opponents		**363**	**1639**	**19**	**82**	**194**	**2307**	**14**	**69**	**194-330-6**	**2307**	**14**	**69**	**23**	**460**	**0**	**48**	**10**	**55**	**0**	**11**	**3946**

Syracuse Averages

Games	Avg/ rush	Avg/ catch	Pass effic	KR avg	PR avg	All purpose avg/game	Total offense avg/game
11	3.9	12.3	130.0	18.8	11.2	498.8	437.5

		Tackles				Sacks	Fumble		Pass Defense			blkd	PAT attempts			off		
Date	Opponent	ua	a	total	tfl-yds	no-yds	ff	fr-yds	int-yds	qbh	brup	kick	kick	rush	rcv	saf	t/o	pts
09/05/2026	New Hampshire	29	40	69	9.0-48	5-40	3	2-0	1-17	2	3	1	7-9	0	0	1	20	66
09/12/2026	California	25	40	65	7.0-18	1-9	0	0-0	0-0	1	3	0	0-0	0	0	0	0	18
09/17/2026	at Pittsburgh	27	34	61	5.0-20	2-15	0	0-0	1-4	3	3	0	1-1	0	0	0	3	13
10/03/2026	at UConn	26	42	68	5.0-29	3-25	2	2-0	0-0	11	6	0	4-5	1	0	0	7	42
10/10/2026	at Virginia	24	38	62	7.0-20	1-12	0	0-0	0-0	1	1	0	2-2	0	1	0	0	25
10/17/2026	Louisville	29	32	61	11.0-49	3-21	0	0-0	2-11	5	5	0	2-3	0	0	0	7	26
10/24/2026	at North Carolina	30	42	72	3.0-18	2-16	0	0-0	0-0	10	4	0	2-3	0	1	0	0	31
10/31/2026	SMU	33	52	85	7.0-60	6-58	2	2-29	0-0	0	5	0	3-3	0	0	0	3	30
11/07/2026	Clemson	33	32	65	6.0-22	3-17	0	1-0	1-0	1	1	0	1-1	0	0	0	0	13
11/14/2026	at NC State	33	30	63	8.0-17	3-7	1	1-0	1-18	3	2	0	2-2	0	1	0	6	34
11/21/2026	at Boston College	29	38	67	9.0-26	2-14	0	0-0	0-0	1	1	0	0-0	0	0	0	0	15
Syracuse		**318**	**420**	**738**	**77.0-327**	**31-234**	**8**	**8-29**	**6-50**	**38**	**34**	**1**	**24-29**	**1**	**3**	**1**	**46**	**313**
Opponents		**397**	**504**	**901**	**68.0-265**	**24-163**	**4**	**2-22**	**10-88**	**44**	**50**	**1**	**31-33**	**0**	**1**	**1**	**29**	**287**

		Punting									Field Goals			Kickoffs				
Date	Opponent	no.	yds	avg	long	blkd	tb	fc	50+	i20	md-att	long	blkd	no.	yds	avg	tb	ob
09/05/2026	New Hampshire	2	76	38.0	42	0	0	2	0	2	1-1	34	0	11	712	64.7	6	0
09/12/2026	California	3	115	38.3	48	0	0	2	0	1	2-4	33	0	5	288	57.6	4	0
09/17/2026	at Pittsburgh	3	125	41.7	53	0	0	2	1	1	2-3	42	0	3	148	49.3	1	1
10/03/2026	at UConn	2	92	46.0	53	0	0	1	1	1	0-2	0	0	6	387	64.5	4	0
10/10/2026	at Virginia	3	111	37.0	40	0	1	1	0	0	1-3	29	0	5	292	58.4	2	0
10/17/2026	Louisville	4	188	47.0	58	0	0	2	1	2	2-2	26	0	6	379	63.2	4	0
10/24/2026	at North Carolina	3	136	45.3	54	0	0	1	1	0	1-1	30	0	4	260	65.0	0	0
10/31/2026	SMU	4	211	52.8	53	0	0	0	4	2	3-3	29	0	8	509	63.6	4	0
11/07/2026	Clemson	6	235	39.2	55	0	1	3	1	2	2-3	46	0	4	260	65.0	3	0
11/14/2026	at NC State	6	251	41.8	45	0	0	4	0	1	2-2	35	0	7	437	62.4	4	0
11/21/2026	at Boston College	3	63	21.0	26	0	0	1	0	1	3-4	50	0	5	315	63.0	1	0
Syracuse		**39**	**1603**	**41.1**	**58**	**0**	**2**	**19**	**9**	**13**	**19-28**	**50**	**0**	**64**	**3987**	**62.3**	**33**	**1**
Opponents		**55**	**2352**	**42.8**	**72**	**1**	**3**	**7**	**13**	**14**	**14-18**	**54**	**0**	**58**	**3653**	**63.0**	**40**	**1**

OPPONENT GAME-BY-GAME

		Rushing				Receiving				Passing				Kick Returns				Punt Returns				tot
Date	Opponent	no.	yds	td	lg	no.	yds	td	lg	cmp-att-int	yds	td	lg	no.	yds	td	lg	no.	yds	td	lg	off
09/05/2026	New Hampshire	34	60	0	46	15	99	0	13	15-26-1	99	0	13	4	65	0	19	0	0	0	0	159
09/12/2026	California	26	67	0	13	21	182	2	43	21-34-0	182	2	43	0	0	0	0	1	2	0	2	249
09/17/2026	at Pittsburgh	37	245	3	33	10	123	0	38	10-23-1	123	0	38	1	20	0	20	0	0	0	0	368
10/03/2026	at UConn	34	181	3	71	20	318	3	30	20-40-0	318	3	30	2	65	0	48	1	8	0	8	499
10/10/2026	at Virginia	35	169	3	29	11	113	1	37	11-20-0	113	1	37	2	51	0	31	1	-2	0	2	282
10/17/2026	Louisville	35	115	4	82	14	310	1	48	14-26-2	310	1	48	2	22	0	12	1	11	0	11	425
10/24/2026	at North Carolina	25	101	1	25	27	271	2	28	27-44-0	271	2	28	1	17	0	17	2	22	0	11	372
10/31/2026	SMU	31	69	1	19	29	352	2	43	29-37-0	352	2	43	3	60	0	23	2	4	0	4	421
11/07/2026	Clemson	34	162	0	53	18	197	0	53	18-29-1	197	0	53	1	18	0	18	1	9	0	9	359
11/14/2026	at NC State	36	202	3	62	15	211	1	69	15-27-1	211	1	69	3	67	0	25	1	1	0	1	413
11/21/2026	at Boston College	36	268	1	57	14	131	2	26	14-24-0	131	2	26	4	75	0	22	0	0	0	0	399
Opponents		**363**	**1639**	**19**	**82**	**194**	**2307**	**14**	**69**	**194-330-6**	**2307**	**14**	**69**	**23**	**460**	**0**	**48**	**10**	**55**	**0**	**11**	**3946**
Syracuse		**432**	**1668**	**14**	**55**	**256**	**3144**	**21**	**76**	**256-438-10**	**3144**	**21**	**76**	**16**	**300**	**0**	**42**	**29**	**325**	**0**	**38**	**4812**

Opponents Averages

Games	Avg/ rush	Avg/ catch	Pass effic	KR avg	PR avg	All purpose avg/game	Total offense avg/game
11	4.5	11.9	127.9	20.0	5.5	413.5	358.7

		Tackles				Sacks	Fumble		Pass Defense			blkd	PAT attempts			off		
Date	Opponent	ua	a	total	tfl-yds	no-yds	ff	fr-yds	int-yds	qbh	brup	kick	kick	rush	rcv	saf	t/o	pts
09/05/2026	New Hampshire	30	64	94	6.0-19	2-8	0	0-0	0-0	0	1	0	0-0	0	0	0	0	3
09/12/2026	California	39	34	73	5.0-23	3-18	1	0-0	3-77	7	4	0	3-3	0	0	0	14	21
09/17/2026	at Pittsburgh	36	46	82	8.0-25	2-16	0	0-0	2-3	4	1	0	3-3	0	0	0	3	27
10/03/2026	at UConn	37	58	95	4.0-27	2-20	2	0-0	2-0	2	3	1	5-6	0	0	0	0	41
10/10/2026	at Virginia	33	60	93	5.0-21	1-7	0	0-0	0-0	3	8	0	4-4	0	0	0	0	28
10/17/2026	Louisville	36	48	84	11.0-41	5-30	0	1-0	2-8	4	5	0	4-5	0	0	0	6	34
10/24/2026	at North Carolina	29	76	105	5.0-19	1-8	0	0-0	0-0	9	5	0	3-3	0	0	0	0	30
10/31/2026	SMU	39	30	69	4.0-19	2-12	0	0-0	0-0	1	3	0	2-2	0	1	1	0	27
11/07/2026	Clemson	36	28	64	6.0-29	3-24	1	1-22	1-0	6	9	0	0-0	0	0	0	6	18
11/14/2026	at NC State	38	40	78	5.0-14	1-8	0	0-0	0-0	2	4	0	4-4	0	0	0	0	31
11/21/2026	at Boston College	44	20	64	9.0-28	2-12	0	0-0	0-0	6	7	0	3-3	0	0	0	0	27
Opponents		**397**	**504**	**901**	**68.0-265**	**24-163**	**4**	**2-22**	**10-88**	**44**	**50**	**1**	**31-33**	**0**	**1**	**1**	**29**	**287**
Syracuse		**318**	**420**	**738**	**77.0-327**	**31-234**	**8**	**8-29**	**6-50**	**38**	**34**	**1**	**24-29**	**1**	**3**	**1**	**46**	**313**

		Punting									Field Goals			Kickoffs				
Date	Opponent	no.	yds	avg	long	blkd	tb	fc	50+	i20	md-att	long	blkd	no.	yds	avg	tb	ob
09/05/2026	New Hampshire	8	317	39.6	52	1	0	0	3	0	1-2	46	0	3	139	46.3	0	0
09/12/2026	California	7	288	41.1	52	0	0	1	2	3	0-1	0	0	4	238	59.5	3	0
09/17/2026	at Pittsburgh	3	145	48.3	52	0	1	0	2	1	2-2	42	0	6	387	64.5	2	1
10/03/2026	at UConn	2	84	42.0	45	0	0	1	0	0	0-1	0	0	6	375	62.5	6	0
10/10/2026	at Virginia	6	313	52.2	72	0	1	0	3	3	0-0	0	0	5	323	64.6	3	0
10/17/2026	Louisville	6	234	39.0	47	0	0	0	0	0	0-0	0	0	6	390	65.0	6	0
10/24/2026	at North Carolina	3	128	42.7	47	0	0	1	0	0	3-3	39	0	6	390	65.0	3	0
10/31/2026	SMU	5	226	45.2	49	0	0	2	0	2	1-1	40	0	5	324	64.8	4	0
11/07/2026	Clemson	4	175	43.8	57	0	1	1	2	1	4-5	54	0	6	390	65.0	5	0
11/14/2026	at NC State	5	213	42.6	51	0	0	1	1	2	1-1	21	0	6	372	62.0	3	0
11/21/2026	at Boston College	6	229	38.2	47	0	0	0	0	2	2-2	46	0	5	325	65.0	5	0
Opponents		**55**	**2352**	**42.8**	**72**	**1**	**3**	**7**	**13**	**14**	**14-18**	**54**	**0**	**58**	**3653**	**63.0**	**40**	**1**
Syracuse		**39**	**1603**	**41.1**	**58**	**0**	**2**	**19**	**9**	**13**	**19-28**	**50**	**0**	**64**	**3987**	**62.3**	**33**	**1**

PASSING GAME-BY-GAME

#5 Calvin Russell III	Comp	Att	Int	Pct	Yards	TD	Long	Sacked	Effic.
NC State	0	1	0	0.0	0	0	0	0-0	0.0
Totals	**0**	**1**	**0**	**0.0**	**0**	**0**	**0**	**0-0**	**0.0**

#9 Steve Angeli	Comp	Att	Int	Pct	Yards	TD	Long	Sacked	Effic.
New Hampshire	20	29	0	69.0	263	3	35	3-14	179.3
California	24	50	3	48.0	307	1	38	3-18	94.2
Pittsburgh	13	25	2	52.0	161	0	34	2-16	90.1
North Carolina	20	34	0	58.8	256	2	76	1-8	141.5
SMU	21	34	0	61.8	200	1	25	2-12	120.9
Clemson	18	40	1	45.0	263	1	35	3-24	103.5
NC State	27	42	0	64.3	272	2	53	1-8	134.4
Boston College	13	21	0	61.9	164	0	40	2-12	127.5
Totals	**156**	**275**	**6**	**56.7**	**1886**	**10**	**76**	**17-112**	**122.0**

#12 Amari Odom	Comp	Att	Int	Pct	Yards	TD	Long	Sacked	Effic.
New Hampshire	2	3	0	66.7	12	1	7	0-0	210.3
Pittsburgh	8	8	0	100.0	51	0	22	0-0	153.6
UConn	27	37	2	73.0	335	5	41	2-20	182.8
Totals	**37**	**48**	**2**	**77.1**	**398**	**6**	**41**	**2-20**	**179.7**

#16 Malachi Nelson	Comp	Att	Int	Pct	Yards	TD	Long	Sacked	Effic.
New Hampshire	0	2	0	0.0	0	0	0	0-0	0.0
Virginia	16	29	0	55.2	217	1	51	0-0	129.4
Louisville	26	39	2	66.7	315	2	65	5-30	141.2

RUSHING GAME-BY-GAME

Player	No-Yds/TD	UNH	Cal	UP	UConn	UVa	LOU	UNC	SMU	CU	NCSU	BC
Ahmad Miller	133-594/6	DNP	2-2/0	14-78/1	8-22/0	6-12/1	18-123/1	32-133/2	18-56/1	20-101/0	10-41/0	5-26/0
Tylik Hill	124-616/2	16-91/1	2-56/0	DNP	28-140/0	23-118/0	11-26/0	8-30/0	10-54/0	2-16/0	15-60/1	9-25/0
Ju'Juan Johnson	48-161/1	DNP	15-46/1	6-6/0	DNP	10-35/0	2-8/0	5-38/0	5-9/0	4-11/0	1-8/0	DNP
Shavane Anderson Jr.	32-151/3	10-102/3	9-18/0	11-26/0	DNP	DNP	DNP	DNP	DNP	2-5/0	DNP	DNP
Steve Angeli	30--32/1	3--14/0	6--4/0	5--5/0	DNP	DNP	DNP	3-1/0	3-14/1	4--19/0	4-7/0	2--12/0
Matt Outten	13-56/0	10-44/0	DNP	-	2-9/0	-	-	-	-	1-3/0	-	-
Malachi Nelson	12--14/0	-	DNP	DNP	DNP	6-19/0	6--33/0	DNP	DNP	DNP	DNP	-
Davion Kerr	11-54/0	1-1/0	-	-	2-6/0	-	-	-	-	-	-	8-47/0
Amari Odom	9-2/1	1-2/0	DNP	1-2/0	7--2/1	DNP	DNP	DNP	DNP	DNP	DNP	DNP
Rich Belin	4-38/0	-	-	-	-	DNP	DNP	DNP	DNP	DNP	DNP	4-38/0
Calvin Russell III	4-32/0	DNP	DNP	DNP	-	-	1-3/0	-	1-5/0	-	2-24/0	-
Umari Hatcher	2-39/0	1-11/0	-	1-28/0	-	-	-	-	-	-	-	-
Malachi Coleman	1-4/0	1-4/0	DNP	DNP	DNP	DNP	-	DNP	DNP	DNP	DNP	DNP
Demetres Samuel Jr.	1-2/0	-	1-2/0	-	-	-	-	-	-	-	-	-
Zaid Lott	1--4/0	DNP	DNP	DNP	DNP	DNP	1--4/0	DNP	DNP	DNP	DNP	DNP
Danny Lauter	1--7/0	DNP	DNP	DNP	DNP	1--7/0	-	DNP	DNP	DNP	DNP	DNP
Jimmy Gregg	1--14/0	-	-	-	-	1--14/0	-	-	-	-	-	-

Receiving

RECEIVING GAME-BY-GAME

Calvin Russell III	49-516/3	DNP	DNP	DNP	2-14/0	-	6-55/1	6-66/1	3-41/0	3-66/0	17-157/1	8-107/0
Daunte Bacheyie	30-435/5	2-12/1	4-74/1	-	1-34/1	4-97/1	5-29/0	3-41/0	3-47/0	6-82/1	2-19/0	-
Justus Ross-Simmons	22-336/1	DNP	6-105/0	1-25/0	3-31/0	1-4/0	1-5/0	-	-	4-84/0	2-16/1	4-66/0
Darius Johnson	14-120/0	-	3-20/0	5-42/0	4-47/0	1-5/0	-	-	1-6/0	-	-	DNP
Cole Weaver	11-93/0	3-32/0	-	2-9/0	1-28/0	1-4/0	-	-	-	-	1-15/0	3-5/0
David Clement	10-102/1	2-35/1	-	1-12/0	2-20/0	2-2/0	-	-	2-26/0	-	-	1-7/0
Noah Meyers	8-80/2	1-10/0	-	1-15/0	2-9/1	1-29/0	1-10/0	-	2-7/1	-	-	-
Ju'Juan Johnson	8-37/0	DNP	1-1/0	4-27/0	DNP	-	1-2/0	-	1-2/0	1-5/0	-	DNP
Ahmad Miller	8-32/0	DNP	-	1-2/0	-	-	1-7/0	2-13/0	3-6/0	-	1-4/0	-
Tyshawn Russell	7-54/0	2-25/0	-	1-7/0	-	DNP	1-9/0	3-13/0	-	DNP	-	DNP
Darien Williams	4-25/0	1--3/0	3-28/0	-	-	DNP	DNP	DNP	DNP	DNP	DNP	DNP
Shavane Anderson Jr.	2-15/0	-	-	2-15/0	DNP	DNP	DNP	DNP	DNP	-	DNP	DNP
Julian McFadden	2-12/0	2-12/0	-	DNP	DNP	-	-	DNP	DNP	DNP	-	DNP
David Omopariola	1-12/0	-	1-12/0	-	-	-	-	-	-	-	-	-
Davion Kerr	1-9/0	-	-	-	-	-	-	-	-	-	-	1-9/0
Tylik Hill	1-5/0	1-5/0	-	DNP	-	-	-	-	-	-	-	-
Zamondre Merriweather	1-2/0	-	1-2/0	-	DNP	DNP	-	DNP	DNP	DNP	DNP	-

RETURNS GAME-BY-GAME

Punt Returns

Player	No-Yds	UNH	Cal	UP	UConn	UVa	LOU	UNC	SMU	CU	NCSU	BC
Demetres Samuel Jr.	21-204	4-83	3-23	1-2	-	3-13	1-1	1-3	2-36	1-18	2-12	3-13
Davien Kerr	8-121	3-76	1-27	-	1-3	-	1-11	1-5	-	-	-	1--1

Kick Returns

Player	No-Yds	UNH	Cal	UP	UConn	UVa	LOU	UNC	SMU	CU	NCSU	BC
Davion Kerr	5-97	-	-	-	-	1-15	-	3-57	1-25	-	-	-
Darien Williams	4-76	-	1-29	3-47	-	DNP	DNP	DNP	DNP	DNP	DNP	DNP
Matt Outten	3-54	-	DNP	-	-	-	-	-	-	1-25	2-29	-
Elijah Washington-Baker	2-15	2-15	-	-	-	-	-	-	-	-	-	-
Demetres Samuel Jr.	1-42	1-42	-	-	-	-	-	-	-	-	-	-
Davien Kerr	1-16	-	-	-	-	-	-	-	-	-	1-16	-

Interceptions Returns

Player	No-Yds	UNH	Cal	UP	UConn	UVa	LOU	UNC	SMU	CU	NCSU	BC
Davien Kerr	4-15	-	-	1-4	-	-	2-11	-	-	1-0	-	-
Tunmise Adeleye	1-18	-	-	-	-	-	-	-	-	-	1-18	-
Rashard Perry	1-17	1-17	-	-	-	-	-	-	-	-	-	-

Fumble Returns

Player	No-Yds	UNH	Cal	UP	UConn	UVa	LOU	UNC	SMU	CU	NCSU	BC
Davien Kerr	1-16	-	-	-	-	-	-	-	1-16	-	-	-
Chase Geter	1-13	-	DNP	DNP	-	-	-	-	1-13	DNP	-	-
Zyian Moultrie-Goddard	1-0	1-0	DNP	-	-	-	-	-	-	-	-	-
Antoine Deslauriers	1-0	-	-	-	1-0	-	DNP	-	-	-	-	-
Chris D'Appolonia	1-0	-	-	-	-	-	-	-	-	-	1-0	-
Keyshawn Johnson	1-0	-	-	-	1-0	-	-	-	-	-	-	-
Fran Brown Jr.	1-0	-	-	-	-	-	-	-	-	1-0	-	-
Gemaus Sackie	1-0	1-0	-	-	-	-	-	-	-	DNP	-	-

TACKLES GAME-BY-GAME

Player	S-A	Total	UNH	Cal	UP	UConn	UVa	LOU	UNC	SMU	CU	NCSU	BC
Chris D'Appolonia	33-46	79	2-1	6-4	2-2	3-5	2-3	7-5	2-7	3-3	1-4	0-5	5-7
Chris Peal	36-25	61	4-1	3-1	2-1	2-4	5-3	2-1	3-5	6-1	1-1	4-2	4-5
Davien Kerr	30-23	53	1-2	0-1	2-3	3-1	4-2	4-1	3-2	4-5	4-1	3-2	2-3
Antoine Deslauriers	23-28	51	0-2	6-2	1-5	4-3	0-2	DNP	1-5	4-4	4-1	1-1	2-3
Braheem Long Jr.	19-32	51	4-3	1-5	2-2	0-5	0-2	0-2	1-2	2-4	3-1	2-1	4-5
Tunmise Adeleye	13-37	50	0-6	0-2	1-3	2-1	1-4	2-2	2-2	1-5	0-6	3-1	1-5
Nissi Ogbebor	13-34	47	0-3	0-5	2-4	1-4	0-1	1-1	1-1	3-4	3-3	1-4	1-4
Demetres Samuel Jr.	28-16	44	2-1	3-2	2-1	2-1	3-1	1-0	4-1	3-7	5-1	3-1	-
Rashard Perry	14-29	43	1-2	0-4	2-3	1-0	0-5	0-6	0-3	2-3	2-1	5-0	1-2
Keyshawn Johnson	17-23	40	3-1	0-3	0-1	1-1	2-2	1-2	2-3	1-5	4-1	2-3	1-1
Gary Bryant III	9-17	26	DNP	1-3	4-1	0-5	DNP	2-2	0-1	0-3	1-1	1-1	-
Zyian Moultrie-Goddard	6-19	25	0-2	DNP	0-1	0-2	1-3	1-3	2-5	0-2	0-1	-	2-0
Nazir Ward	18-6	24	-	1-1	-	2-0	DNP	2-3	5-0	2-1	3-0	2-1	1-0
David Omopariola	10-12	22	3-1	0-2	1-0	1-2	1-2	0-1	-	0-1	1-1	2-1	1-1
Dillan Fontus	6-9	15	1-2	3-1	0-2	0-1	1-0	1-0	0-2	DNP	0-1	-	-
Jartavius Flounoy	3-11	14	1-3	-	1-0	0-1	-	0-2	DNP	0-1	1-3	0-1	-
Cornell Perry	5-8	13	0-3	-	2-1	1-3	DNP	-	-	-	0-1	2-0	-
Jai Eugene Jr.	4-8	12	1-0	DNP	0-1	-	2-3	0-1	1-3	DNP	DNP	DNP	DNP
Trey Dudley	4-5	9	0-1	DNP	DNP	1-0	0-1	DNP	1-0	-	0-1	0-1	2-1
Jamie Tremble	2-6	8	1-1	0-2	-	0-1	0-1	1-0	-	0-1	-	-	-
Amare Snowden	3-3	6	2-0	-	0-3	-	-	1-0	-	-	-	-	-
Gemaus Sackie	3-3	6	-	-	-	0-1	2-1	-	-	1-0	DNP	0-1	-
Ziyyon Bredell	2-4	6	0-2	-	-	2-1	-	-	-	-	-	-	0-1
Josh Kubala	2-4	6	-	-	1-0	-	0-1	1-0	-	0-1	0-1	0-1	-
Rayshon Andrews	2-1	3	1-0	-	-	-	0-1	1-0	-	-	-	-	-
Darnell Stokes Jr.	2-1	3	-	-	-	-	-	-	DNP	-	-	1-1	1-0
Nathan Nyandoro	0-3	3	DNP	-	DNP	-	DNP	-	-	-	0-2	0-1	-
Chase Geter	2-0	2	-	DNP	DNP	-	-	-	-	-	DNP	1-0	1-0
Cole Weaver	2-0	2	-	-	1-0	-	-	1-0	-	-	-	-	-
Fran Brown Jr.	1-1	2	-	0-1	-	-	-	-	1-0	-	-	-	-
Maurice Medley	1-1	2	1-1	DNP	DNP	DNP	DNP	DNP	DNP	DNP	DNP	DNP	DNP
Jaylen Pray	0-2	2	0-2	DNP	DNP	DNP	DNP	DNP	DNP	DNP	DNP	DNP	-
David Clement	1-0	1	-	-	-	-	-	-	1-0	-	-	-	-
Daunte Bacheyie	1-0	1	-	-	1-0	-	-	-	-	-	-	-	-
Javon Lawrence	1-0	1	-	-	-	-	-	-	-	1-0	-	-	-
Trevion Mack	1-0	1	-	1-0	-	-	-	-	-	-	-	DNP	DNP
Alexander Haskell	1-0	1	1-0	DNP	DNP	-	DNP	DNP	DNP	DNP	DNP	DNP	DNP
Umari Hatcher	0-1	1	-	0-1	-	-	-	-	-	-	-	-	-
Kordae Houston	0-1	1	-	DNP	DNP	DNP	DNP	DNP	DNP	DNP	-	0-1	DNP
Isaiah Hastings	0-1	1	DNP	DNP	DNP	DNP	DNP	-	-	0-1	-	-	DNP

TACKLES FOR LOSS GAME-BY-GAME

Player	UA-A	Total	UNH	Cal	UP	UConn	UVa	LOU	UNC	SMU	CU	NCSU	BC
Keyshawn Johnson	8-7	11.5	2.5-27	-	-	1.0-4	0.5-6	1.0-7	0.5-1	2.0-30	2.0-8	1.0-0	1.0-7
Chris D'Appolonia	9-3	10.5	1.0-2	1.5-6	-	-	-	3.5-15	1.0-14	1.0-5	-	-	2.5-2
Tunmise Adeleye	6-9	10.5	0.5-2	0.5-4	1.0-10	1.0-6	0.5-0	1.5-7	1.0-2	1.5-14	1.0-5	1.5-4	0.5-0
Rashard Perry	6-6	9.0	0.5-1	-	2.0-6	-	0.5-1	1.5-8	-	-	1.5-3	2.0-4	1.0-1
Antoine Deslauriers	4-4	6.0	-	3.0-5	0.5-1	-	0.5-1	DNP	0.5-1	-	0.5-4	-	1.0-1
Nissi Ogbebor	3-4	5.0	-	0.5-0	-	1.0-15	0.5-0	-	-	1.0-1	0.5-1	-	1.5-7
David Omopariola	2-4	4.0	1.5-8	-	-	1.0-3	-	-	-	0.5-1	-	0.5-1	0.5-3
Davien Kerr	2-2	3.0	-	-	-	-	1.0-6	1.0-7	-	-	-	1.0-5	-
Gary Bryant III	2-2	3.0	DNP	-	-	0.5-1	DNP	1.0-2	-	0.5-8	-	1.0-2	-
Nazir Ward	2-1	2.5	-	1.0-2	-	-	DNP	1.5-3	-	-	-	-	-
Jartavius Flounoy	1-3	2.5	0.5-0	-	1.0-2	-	-	-	DNP	0.5-1	-	0.5-1	-
Zyian Moultrie-Goddard	1-1	1.5	-	DNP	-	-	1.5-2	-	-	-	-	-	-
Jamie Tremble	1-1	1.5	1.0-3	-	-	0.5-0	-	-	-	-	-	-	-
Dillan Fontus	1-1	1.5	0.5-1	-	-	-	1.0-1	-	-	DNP	-	-	-
Braheem Long Jr.	0-3	1.5	-	0.5-1	-	-	0.5-2	-	-	-	-	-	0.5-1
Amare Snowden	1-0	1.0	1.0-4	-	-	-	-	-	-	-	-	-	-
Nathan Nyandoro	0-2	1.0	DNP	-	DNP	-	DNP	-	-	-	0.5-1	0.5-0	-
Demetres Samuel Jr.	0-1	0.5	-	-	-	-	0.5-1	-	-	-	-	-	-
Chris Peal	0-1	0.5	-	-	-	-	-	-	-	-	-	-	0.5-4
Cornell Perry	0-1	0.5	-	-	0.5-1	-	DNP	-	-	-	-	-	-

SACKS GAME-BY-GAME

Player	UA-A	Total	UNH	Cal	UP	UConn	UVa	LOU	UNC	SMU	CU	NCSU	BC
Keyshawn Johnson	7-4	9	2.5-27	-	-	1-4	0.5-6	-	-	2-30	1-7	1-0	1-7
Tunmise Adeleye	4-5	6.5	0.5-2	0.5-4	1-10	1-6	-	-	1-2	1.5-14	0.5-4	0.5-1	-
Chris D'Appolonia	3-1	3.5	-	0.5-5	-	-	-	1-11	1-14	1-5	-	-	-
Davien Kerr	2-1	2.5	-	-	-	-	0.5-6	1-7	-	-	-	1-5	-
Nissi Ogbebor	2-1	2.5	-	-	-	1-15	-	-	-	1-1	0.5-1	-	-
David Omopariola	1-1	1.5	1-7	-	-	-	-	-	-	-	-	-	0.5-3
Nazir Ward	1-0	1	-	-	-	-	DNP	1-3	-	-	-	-	-
Amare Snowden	1-0	1	1-4	-	-	-	-	-	-	-	-	-	-
Rashard Perry	1-0	1	-	-	1-5	-	-	-	-	-	-	-	-
Antoine Deslauriers	0-1	0.5	-	-	-	-	-	DNP	-	-	0.5-4	-	-
Gary Bryant III	0-1	0.5	DNP	-	-	-	DNP	-	-	0.5-8	-	-	-
Chris Peal	0-1	0.5	-	-	-	-	-	-	-	-	-	-	0.5-4

KICKING GAME-BY-GAME

Opponent	Tripp Woody FG-FGA/Yds (Miss)	PATs
New Hampshire	1-1/34	7-8
Cal	2-4/25, 33, (31), (46)	0-0
Pittsburgh	0-1 (29)	0-0
SMU	3-3/ 29, 25, 26	3-3
Clemson	2-3/26, (32), 46	1-1
NC State	2-2/31, 35	2-2
Boston College	3-4/ 24, 50, 24, (25)	0-0

Opponent	Shay Barker FG-FGA/Yds (Miss)	PATs
New Hampshire	--	0-1
Pittsburgh	2-2/42, 30	1-1
UConn	0-2/(46), (44)	4-5
Virginia	1-3/(47), 29, (41)	2-2
Louisville	2-2/26, 24	2-3
North Carolina	1-1/30	2-3

PUNTING GAME-BY-GAME

Opponent	Jimmy Gregg No. - Yds - Avg. - I20
New Hampshire	2-76-38-2
Cal	3-115-38.3-1
Pittsburgh	3-125-41.7-1
UConn	2-92-46.0-1
Virginia	3-121-40.3-0
Louisville	4-188-47-2
North Carolina	3-136-45.3-0
SMU	4-211-52.8-2
Clemson	6-235-39.2-2
NC State	6-251-41.8-1
Boston College	3-63-21.0-1

STARTING LINEUPS

OFFENSE

Opponent	QB	RB	TE	WR	WR/TE	WR/TE	LT	LG	C	RG	RT
New Hampshire	Angeli	Hill	Clement	Hatcher	Johnson	Merriweather	Mack	Akinshilo	Cruz	Washington	Pringle
California	Angeli	Hill	Clement	Hatcher	Bacheyie	Weaver	Betrand	Akinshilo	Cruz	Washington	Pringle
Pittsburgh	Angeli	Anderson Jr.	Clement	Hatcher	Johnson	Weaver	Betrand	Akinshilo	Cruz	Washington	Pringle
UConn	Odom	Miller	Clement	Hatcher	Johnson	Weaver	Mack	Akinshilo	Stewart	Mann	Pringle
Virginia	Nelson	Hill	Clement	Hatcher	Johnson	Russell III	Mack	Akinshilo	Cruz	Mann	Pringle
Louisville	Nelson	Hill	Bacheyie	Hatcher	Johnson	Merriweather	Mack	Akinshilo	Cruz	Mann	Pringle
North Carolina	Angeli	Miller	Clement	Hatcher	Russell III	Johnson	Mack	Cruz	Stewart	Mann	Pringle
SMU	Angeli	Miller	Clement	Hatcher	Bacheyie	Washington-Baker	Mack	Cruz	Stewart	Mann	Pringle
Clemson	Angeli	Miller	Bacheyie	Hatcher	Russell III	Ross-Simmons	Mack	Cruz	Stewart	Mann	Pringle
NC State	Angeli	Miller	Clement	Hatcher	Russell III	Ross-Simmons	Betrand	Akinshilo	Stewart	Cruz	Harvey
Boston College	Angeli	Hill	Clement	Hatcher	Ross-Simmons	Meyers	Betrand	Akinshilo	Stewart	Cruz	Harvey
Notre Dame											

DEFENSE

Opponent	CB	S	S	CB	NB/LB	LB	LB	DE	DT	DT	DE
New Hampshire	Samuel Jr.	Long Jr.	Perry	Peal	Kerr	Deslauriers	D'Appolonia	Johnson	Perry	Ogbebor	Adeleye
California	Samuel Jr.	Long Jr.	Kerr	Peal	Bryant	Deslauriers	D'Appolonia	Johnson	Perry	Ogbebor	Adeleye
Pittsburgh	Samuel Jr.	Long Jr.	Kerr	Peal	Eugene Jr.	Deslauriers	D'Appolonia	Johnson	Perry	Ogbebor	Adeleye
UConn	Samuel Jr.	Long Jr.	Peal	Ward	Kerr	Deslauriers	D'Appolonia	Johnson	Perry	Ogbebor	Adeleye
Virginia	Samuel Jr.	Kerr	Peal	Geter	Eugene Jr.	Moultrie-Goddard	D'Appolonia	Johnson	Perry	Ogbebor	Adeleye
Louisville	Samuel Jr.	Eugene Jr.	Peal	Ward	Kerr	Moultrie-Goddard	D'Appolonia	Johnson	Perry	Ogbebor	Adeleye
North Carolina	Samuel Jr.	Eugene Jr.	Peal	Ward	Kerr	Deslauriers	D'Appolonia	Johnson	Perry	Ogbebor	Adeleye
SMU	Samuel Jr.	Long Jr.	Peal	Ward	Kerr	Deslauriers	D'Appolonia	Johnson	Perry	Ogbebor	Adeleye
Clemson	Samuel Jr.	Long Jr.	Peal	Ward	Kerr	Deslauriers	D'Appolonia	Johnson	Perry	Ogbebor	Adeleye
NC State	Samuel Jr.	Long Jr	Peal	Ward	Kerr	Deslauriers	D'Appolonia	Johnson	Perry	Ogbebor	Adeleye
Boston College	Samuel Jr.	Long Jr	Peal	Geter	Kerr	Deslauriers	D'Appolonia	Johnson	Perry	Ogbebor	Adeleye
Notre Dame											

TAKEAWAYS/GIVEAWAYS

Opponent	Fum	Int	Tot	Fum	Int	Tot	Dif
New Hampshire	2	1	3	0	0	0	+3
California	0	0	0	0	3	3	-3
Pittsburgh	0	1	1	0	2	2	-1
UConn	2	0	2	0	2	2	0
Virginia	0	0	0	0	0	0	0
Louisville	0	2	2	1	2	3	-1
North Carolina	0	0	0	0	0	0	0
SMU	2	0	0	0	0	0	+2
Clemson	1	1	2	1	1	2	0
NC State	1	1	2	0	0	0	+2
Boston College	0	0	0	0	0	0	0
Notre Dame							
TOTALS	6	6	12	2	8	10	2

COIN FLIPS

Opponent	Flip	Result
New Hampshire	Lost (O)	W, 66-3
California	Lost (O)	L, 18-21
Pittsburgh	Lost (D)	L, 13-27
UConn	Won (D)	W, 42-41
Virginia	Won (D)	L, 25-28
Louisville	Won (D)	L, 34-26
North Carolina	Won (D)	W, 31-30
SMU	Won (D)	W, 30-27
Clemson	Won (D)	L, 13-18
NC State	Lost (D)	W, 34-31
Boston College	Won (D)	L, 15-27
Notre Dame		

Totals: 6 won

OPENING DRIVES

Opponent	1st Half	2nd Half
New Hampshire	PUNT	PUNT
California	FG	INT
Pittsburgh	DOWNS	PUNT
UConn	TD	TD
Virginia	TD	Missed FG
Louisville	FG	PUNT
North Carolina	PUNT	PUNT
SMU	TD	PUNT
Clemson	FG	PUNT
NC State	FG	PUNT
Boston College	PUNT	FG
Notre Dame		

1st Half Totals

Punts: 3
Touchdowns: 3
Turnovers: 0
Turnover on Downs: 1
Field Goals: 4

2nd Half Totals

Punts: 7
Touchdowns: 1
Turnovers: 1
Turnover on Downs: 0
Field Goals: 1
Missed Field Goals: 1

OPENING DEFENSE DRIVES

Opponent	1st Half	2nd Half
New Hampshire	PUNT	PUNT
California	PUNT	DOWNS
Pittsburgh	PUNT	TD
UConn	PUNT	TD
Virginia	TD	PUNT
Louisville	PUNT	PUNT
North Carolina	TD	TD
SMU	PUNT	TD
Clemson	FG	FG
NC State	PUNT	FG
Boston College	TD	PUNT
Notre Dame		

1st Half Totals

Punts: 7
Touchdowns: 3
Turnovers: 0
Turnover on Downs: 0
Field Goals: 1

2nd Half Totals

Punts: 4
Touchdowns: 4
Turnovers: 0
Turnover on Downs: 1
Field Goals: 2
Missed Field Goals: 0

OFFENSIVE SCORING DRIVES

Syracuse

Game	Qtr	Pts	Plays	Yds	TOP	How
New Hampshire	1	7	9	77	3:51	Hatcher 19 yd pass
New Hampshire	1	7	5	50	1:19	Anderson Jr. 2 yd run
New Hampshire	2	7	11	65	4:50	Hill 2 yd run
New Hampshire	2	6	2	40	0:34	Anderson Jr. 15 yd run
New Hampshire	2	7	2	21	0:22	Clement 27 yd pass
New Hampshire	2	7	6	75	1:56	Anderson Jr. 2 yd run
New Hampshire	3	2	—	—	—	Safety
New Hampshire	4	7	4	62	1:29	Hatcher 18 yd pass
New Hampshire	4	7	3	1	1:23	Moultrie-Goddard 26 yd fumble recovery
New Hampshire	4	6	5	15	2:08	Bacheyie 7 yd pass
New Hampshire	4	3	12	49	5:26	Woody 34 yd field goal
California	1	3	6	57	2:17	Woody 25 yd field goal
California	2	3	12	45	4:14	Woody 33 yd field goal
California	2	6	5	72	2:26	Bacheyie 23 yd pass
California	3	6	13	75	5:37	Johnson 2 yd rush
Pittsburgh	2	7	10	65	4:38	Miller 2 yd run
Pittsburgh	2	3	7	35	0:52	Barker 42 yd field goal
Pittsburgh	4	3	11	71	5:01	Barker 30 yd field goal
UConn	1	6	7	70	2:34	Hatcher 40 yard pass
UConn	2	7	8	78	4:04	Meyers 4 yard pass
UConn	2	7	5	47	2:02	Odom 6 yard run
UConn	2	7	7	79	3:27	Hatcher 41 yard pass
UConn	3	7	14	75	7:02	Bacheyie 34 yard pass
UConn	OT1	8	6	25	--	Hatcher 17 yard pass
Virginia	1	7	13	75	6:27	Miller 1 yard run
Virginia	2	7	9	91	4:34	Hatcher 13 yard pass
Virginia	2	3	16	69	4:31	Barker 29 yard field goal
Virginia	4	8	8	75	2:30	Bacheyie 46 yard pass
Louisville	1	3	5	66	2:08	Barker 26 yard field goal
Louisville	1	7	3	43	0:44	Hatcher 41 yard pass
Louisville	2	6	6	75	2:24	Russell III 24 yard pass
Louisville	2	7	15	88	6:34	Miller 20 yard run
Louisville	4	3	9	47	2:59	Barker 24 yard field goal
North Carolina	2	7	16	88	7:15	Miller 2 yard run
North Carolina	2	3	10	58	2:40	Barker 30 yard field goal
North Carolina	4	7	1	76	0:12	Hatcher 76 yard pass
North Carolina	4	6	11	75	5:18	Miller 3 yard run
North Carolina	OT1	8	7	25	--	Russell 4 yard pass
SMU	1	7	7	55	3:07	Angeli 36 yard run
SMU	2	3	13	64	6:04	Woody 29 yard field goal
SMU	2	3	5	15	1:42	Woody 25 yard field goal
SMU	2	7	9	50	2:57	Miller 1 yard run
SMU	4	3	10	67	3:38	Woody 26 yard field goal
SMU	4	7	11	68	3:19	Meyers 2 yard pass
Clemson	1	3	13	67	6:15	Woody 26 yard field goal
Clemson	2	3	7	33	3:02	Woody 46 yard field goal
Clemson	4	7	5	74	1:31	Bacheyie 33 yard pass
NC State	1	3	13	69	7:12	Woody 31 yard field goal
NC State	2	3	14	65	3:25	Woody 35 yard field goal
NC State	3	7	11	75	3:39	Hill 13 yard run
NC State	4	7	5	74	1:58	Russell III 3 yard pass from Angeli
NC State	4	6	-	-	-	Adeleye 18 yard interception return
NC State	4	8	9	49	2:44	Ross-Simmons 11 yard pass from Angeli
Boston College	1	3	7	64	2:19	Woody 24 yard field goal
Boston College	3	3	9	43	4:11	Woody 50 yard field goal
Boston College	3	3	8	59	2:54	Woody 24 yard field goal
Boston College	4	6	8	75	3:22	Hatcher 27 yard pass from Nelson

Longest
By Plays: 16, twice, last at North Carolina (TD)
By Yards: 91 vs. Virginia (TD)
By Time: 7:15 at North Carolina (TD)

Shortest
By Plays: 1 at North Carolina (TD)
By Yards: 1 vs. New Hampshire (TD)
By Time: 0:12 at North Carolina (TD)

Opponents

Game	Qtr	Pts	Plays	Yds	TOP	How
New Hampshire	4	3	8	70	3:09	Glassburn 46 yd field goal
California	2	7	4	75	1:35	Hendricks 14 yd pass
California	3	7	6	29	3:27	King 2 yd pass
California	4	7	—	—	—	Lopa 24 yd interception
Pittsburgh	1	7	9	63	3:26	Wright 2 yd run
Pittsburgh	2	7	4	64	1:30	Ferguson Jr. 32 yd run
Pittsburgh	2	3	7	56	2:22	Chadha 42 yd field goal
Pittsburgh	3	7	4	76	1:59	Heintschel 9 yd run
Pittsburgh	4	3	8	26	3:13	Chadha 34 yd field goal
UConn	1	7	7	75	2:14	Abshire 8 yard pass
UConn	2	7	8	72	1:34	Cornist 4 yard run
UConn	3	6	14	75	4:12	Bowers 10 yard run
UConn	4	7	3	43	0:25	Watson 7 yard pass
UConn	4	7	2	84	0:34	Bowers 71 yard run
UConn	OT1	7	2	25	--	Cornist 25 yard pass
Virginia	1	7	8	75	4:31	Davis 14 yard run
Virginia	3	7	1	53	0:13	Martin 43 yard pass
Virginia	4	7	7	73	2:21	Middlebrook 3 yard run
Virginia	4	7	6	34	3:19	Middlebrook 5 yard run
Louisville	1	7	5	89	2:34	K. Brown 5 yard run
Louisville	1	7	3	90	1:10	Kienholz 82 yard run
Louisville	2	7	10	94	5:20	Kienholz 1 yard run
Louisville	2	7	8	75	2:27	I. Brown 46 yard pass
Louisville	4	6	5	56	2:42	K. Brown 5 yard run
North Carolina	1	7	7	83	3:13	Shipp 5 yard pass
North Carolina	1	3	13	60	6:42	Verhoff 27 yard field goal
North Carolina	2	3	11	41	4:53	Verhoff 39 yard field goal
North Carolina	3	7	10	70	4:25	June 25 yard run
North Carolina	4	3	9	71	3:49	Verhoff 22 yard field goal
North Carolina	OT	7	6	25	--	June 3 yard pass
SMU	1	3	9	52	3:54	Baird 40 yard field goal
SMU	1	7	12	88	4:40	Hale 9 yard pass
SMU	3	7	10	85	4:30	Knight 14 yard pass
SMU	4	2	—	—	—	Safety
SMU	4	8	7	67	2:57	Raphael 13 yard run
Clemson	1	3	5	61	2:30	Hauser 32 yard field goal
Clemson	1	3	5	57	1:24	Hauser 36 yard field goal
Clemson	2	3	8	63	3:54	Hauser 37 yard field goal
Clemson	3	3	12	44	5:27	Hauser 54 yard field goal
Clemson	3	6	—	—	—	Lawson 22 yard fumble return
NC State	2	7	14	81	6:52	Bailey 9 yard run
NC State	3	7	4	75	1:13	Robinson 12 yard pass from Bailey
NC State	3	7	3	75	1:33	Gause 2 yard run
NC State	3	7	3	53	1:14	Scott 32 yard run
NC State	4	3	10	71	5:10	Vinesett 21 yard field goal
Boston College	1	7	4	81	2:17	Moore 6 yard pass from McKenzie
Boston College	2	3	12	47	5:22	Lombardo 46 yard field goal
Boston College	2	3	6	36	1:24	Lombardo 32 yard field goal
Boston College	3	7	5	73	1:54	MacCormack III 56 yard run
Boston College	4	7	5	80	2:00	Boldin Jr. 22 yard pass from McKenzie

Longest
By Plays: 14, twice, last at (NC State, TD)
By Yards: 94 (Louisville, TD)
By Time: 6:52 (NC State, TD)

Shortest
By Plays: 1 (Virginia, TD)
By Yards: 25 (North Carolina, TD)
By Time: 0:13 (Virginia, TD)

CONVERSIONS & TIME OF POSSESSION

3rd-Down Conversions

Date	Opponent		Score	Overall		1st Qtr		2nd Qtr		3rd Qtr		4th Qtr		Overtime	
09/05/2026	New Hampshire	W	66-3	8-12	66.7	2-3	66.7	2-2	100.0	1-3	33.3	3-4	75.0	0-1	0.0
09/12/2026	California	L	18-21	7-17	41.2	1-4	25.0	0-3	0.0	3-4	75.0	3-6	50.0	1-2	50.0
09/17/2026	at Pittsburgh	L	13-27	6-15	40.0	1-2	50.0	1-5	20.0	2-4	50.0	2-4	50.0	0-0	0.0
10/03/2026	at UConn	Wot1	42-41	10-17	58.8	2-3	66.7	3-4	75.0	3-5	60.0	2-4	50.0	0-0	0.0
10/10/2026	at Virginia	L	25-28	5-15	33.3	1-2	50.0	2-4	50.0	1-4	25.0	1-5	20.0	0-0	0.0
10/17/2026	Louisville	L	26-34	3-14	21.4	1-3	33.3	1-4	25.0	1-4	25.0	0-3	0.0	0-0	0.0
10/24/2026	at North Carolina	Wot1	31-30	8-19	42.1	1-3	33.3	1-5	20.0	2-4	50.0	3-5	60.0	0-0	0.0
10/31/2026	SMU	W	30-27	4-16	25.0	0-2	0.0	2-6	33.3	1-4	25.0	1-4	25.0	0-0	0.0
11/07/2026	Clemson	L	13-18	6-17	35.3	1-5	20.0	3-6	50.0	1-4	25.0	1-2	50.0	0-0	0.0
11/14/2026	at NC State	W	34-31	8-17	47.1	2-3	66.7	2-5	40.0	3-6	50.0	1-3	33.3	0-0	0.0
11/21/2026	at Boston College	L	15-27	7-16	43.8	2-4	50.0	1-3	33.3	2-5	40.0	2-4	50.0	0-0	0.0
	Syracuse			**72-175**	**41.1**	**14-34**	**41.2**	**18-47**	**38.3**	**20-47**	**42.6**	**19-44**	**43.2**	**1-3**	**33.3**
	Opponents			**53-142**	**37.3**	**16-33**	**48.5**	**17-41**	**41.5**	**10-34**	**29.4**	**8-32**	**25.0**	**2-2**	**100.0**

4th-Down Conversions

Date	Opponent		Score	Overall		1st Qtr		2nd Qtr		3rd Qtr		4th Qtr		Overtime	
09/05/2026	New Hampshire	W	66-3	0-1	0.0	0-0	0.0	0-0	0.0	0-1	0.0	0-0	0.0	1-1	100.0
09/12/2026	California	L	18-21	1-2	50.0	1-1	100.0	0-0	0.0	0-1	0.0	0-0	0.0	1-1	100.0
09/17/2026	at Pittsburgh	L	13-27	0-1	0.0	0-1	0.0	0-0	0.0	0-0	0.0	0-0	0.0	0-0	0.0
10/03/2026	at UConn	Wot1	42-41	3-4	75.0	0-0	0.0	0-0	0.0	1-2	50.0	1-1	100.0	0-0	0.0
10/10/2026	at Virginia	L	25-28	2-4	50.0	1-1	100.0	0-0	0.0	0-0	0.0	1-3	33.3	0-0	0.0
10/17/2026	Louisville	L	26-34	2-4	50.0	0-0	0.0	2-2	100.0	0-0	0.0	0-2	0.0	0-0	0.0
10/24/2026	at North Carolina	Wot1	31-30	4-7	57.1	1-1	100.0	2-2	100.0	0-1	0.0	0-2	0.0	0-0	0.0
10/31/2026	SMU	W	30-27	4-4	100.0	1-1	100.0	2-2	100.0	0-0	0.0	1-1	100.0	0-0	0.0
11/07/2026	Clemson	L	13-18	1-1	100.0	1-1	100.0	0-0	0.0	0-0	0.0	0-0	0.0	0-0	0.0
11/14/2026	at NC State	W	34-31	1-1	100.0	0-0	0.0	0-0	0.0	0-0	0.0	1-1	100.0	0-0	0.0
11/21/2026	at Boston College	L	15-27	0-2	0.0	0-0	0.0	0-1	0.0	0-0	0.0	0-1	0.0	0-0	0.0
	Syracuse			**18-31**	**58.1**	**5-6**	**83.3**	**6-7**	**85.7**	**1-5**	**20.0**	**4-11**	**36.4**	**2-2**	**100.0**
	Opponents			**6-10**	**60.0**	**0-0**	**0.0**	**2-2**	**100.0**	**4-6**	**66.7**	**0-2**	**0.0**	**0-0**	**0.0**

Time of Possession

Date	Opponent		Score	Overall	1st Qtr	2nd Qtr	3rd Qtr	4th Qtr	Overtime
09/05/2026	New Hampshire	W	66-3	32:34	09:15	07:48	06:23	09:08	00:00
09/12/2026	California	L	18-21	34:06	05:57	09:39	08:08	10:22	00:00
09/17/2026	at Pittsburgh	L	13-27	33:12	06:22	11:43	07:10	07:57	00:00
10/03/2026	at UConn	Wot1	42-41	35:27	04:10	11:04	10:07	10:06	00:00
10/10/2026	at Virginia	L	25-28	35:07	06:27	11:21	08:02	09:17	00:00
10/17/2026	Louisville	L	26-34	32:24	05:24	09:26	08:00	09:34	00:00
10/24/2026	at North Carolina	Wot1	31-30	31:25	03:03	10:52	06:11	11:19	00:00
10/31/2026	SMU	W	30-27	29:34	04:25	10:43	06:15	08:11	00:00
11/07/2026	Clemson	L	13-18	27:31	08:29	07:32	05:45	05:45	00:00
11/14/2026	at NC State	W	34-31	29:49	07:16	08:28	08:28	05:37	00:00
11/21/2026	at Boston College	L	15-27	30:18	05:47	05:53	08:00	10:38	00:00
	Syracuse		**Total**	**351:27**	**66:35**	**104:29**	**82:29**	**97:54**	**00:00**
			Avg.	**31:57**	**06:03**	**09:30**	**07:30**	**08:54**	**00:00**

Syracuse Inside Opponent Red-Zone

Date	Opponent		Score	Times In RZ	Times Scored	Total Pts	TDs	Rush TDs	Pass TDs	FGs Made	Failed to score inside RZ FGA	Down	Int	Fumb	Half	Game
09/05/2026	New Hampshire	W	66-3	9	8	50	7	4	3	1	1	1	0	0	0	0
09/12/2026	California	L	18-21	5	3	12	1	1	0	2	3	0	1	0	0	0
09/17/2026	at Pittsburgh	L	13-27	4	3	13	1	1	0	2	3	0	0	0	0	0
10/03/2026	at UConn	W	42-41	5	4	29	4	1	3	0	0	0	1	0	0	0
10/10/2026	at Virginia	L	25-28	3	3	17	2	1	1	1	1	0	0	0	0	0
10/17/2026	Louisville	L	26-34	6	4	19	2	1	1	2	2	1	0	1	0	0
10/24/2026	at North Carolina	W	31-30	4	4	24	3	2	1	1	1	0	0	0	0	0
10/31/2026	SMU	W	30-27	5	5	23	2	1	1	3	3	0	0	0	0	0
11/07/2026	Clemson	L	13-18	3	1	3	0	0	0	1	2	0	1	0	0	0
11/14/2026	at NC State	W	34-31	5	5	28	3	1	2	2	2	0	0	0	0	0
11/21/2026	at Boston College	L	15-27	6	2	6	0	0	0	2	3	2	0	0	0	1
	Totals 42 of 55 (76.4%)			**55**	**42**	**224**	**25**	**13**	**12**	**17**	**21**	**4**	**3**	**1**	**0**	**1**

Opponents Inside Syracuse Red-Zone

Date	Opponent		Score	Times In RZ	Times Scored	Total Pts	TDs	Rush TDs	Pass TDs	FGs Made	Failed to score inside RZ FGA	Down	Int	Fumb	Half	Game
09/05/2026	New Hampshire	W	66-3	0	0	0	0	0	0	0	0	0	0	0	0	0
09/12/2026	California	L	18-21	2	2	14	2	0	2	0	0	0	0	0	0	0
09/17/2026	Pittsburgh	L	13-27	5	4	20	2	2	0	2	2	0	0	0	0	0
10/03/2026	UConn	W	42-41	6	4	27	4	2	2	0	1	0	0	1	0	0
10/10/2026	Virginia	L	25-28	4	3	21	3	3	0	0	0	0	0	0	0	1
10/17/2026	Louisville	L	26-34	3	3	20	3	3	0	0	0	0	0	0	0	0
10/24/2026	North Carolina	W	31-30	4	4	20	2	0	2	2	2	0	0	0	0	0
10/31/2026	SMU	W	30-27	4	4	25	3	1	2	1	1	0	0	0	0	0
11/07/2026	Clemson	L	13-18	3	3	9	0	0	0	3	3	0	0	0	0	0
11/14/2026	NC State	W	34-31	4	4	24	3	2	1	1	1	0	0	0	0	0
11/21/2026	Boston College	L	15-27	3	3	13	1	0	1	2	2	0	0	0	0	0
	Totals 34 of 38 (89.5%)			**38**	**34**	**193**	**23**	**13**	**10**	**11**	**12**	**0**	**0**	**1**	**0**	**1**

SUPERLATIVES

Syracuse Team Highs

RUSHES	49	at North Carolina (10/24/2026)
YARDS RUSHING	239	New Hampshire (09/05/2026)
YARDS PER RUSH	5.4	New Hampshire (09/05/2026)
TD RUSHES	4	New Hampshire (09/05/2026)
PASS ATTEMPTS	53	at Boston College (11/21/2026)
PASS COMPLETIONS	29	Louisville (10/17/2026)
YARDS PASSING	406	at Boston College (11/21/2026)
YARDS PER PASS	9.1	at UConn (10/03/2026)
TD PASSES	5	at UConn (10/03/2026)
TOTAL PLAYS	87	California (09/12/2026)
TOTAL OFFENSE	530	at Boston College (11/21/2026)
YARDS PER PLAY	6.6	New Hampshire (09/05/2026)
POINTS	66	New Hampshire (09/05/2026)
SACKS BY	6	SMU (10/31/2026)
FIRST DOWNS	32	New Hampshire (09/05/2026)
PENALTIES	14	California (09/12/2026)
PENALTY YARDS	125	New Hampshire (09/05/2026)
TURNOVERS	3	Louisville (10/17/2026)
	3	California (09/12/2026)
PUNTS	6	at NC State (11/14/2026)
	6	Clemson (11/07/2026)
PUNTING AVG	52.8	SMU (10/31/2026)
LONG PUNT	58	Louisville (10/17/2026)
PUNTS INSIDE 20	2	Clemson (11/07/2026)
	2	SMU (10/31/2026)
	2	Louisville (10/17/2026)
	2	New Hampshire (09/05/2026)
LONG PUNT RETURN	38	New Hampshire (09/05/2026)

Opponent Team Highs

RUSHES	37	at Pittsburgh (09/17/2026)
YARDS RUSHING	268	at Boston College (11/21/2026)
YARDS PER RUSH	7.4	at Boston College (11/21/2026)
TD RUSHES	4	Louisville (10/17/2026)
PASS ATTEMPTS	44	at North Carolina (10/24/2026)
PASS COMPLETIONS	29	SMU (10/31/2026)
YARDS PASSING	352	SMU (10/31/2026)
YARDS PER PASS	11.9	Louisville (10/17/2026)
TD PASSES	3	at UConn (10/03/2026)
TOTAL PLAYS	74	at UConn (10/03/2026)
TOTAL OFFENSE	499	at UConn (10/03/2026)
YARDS PER PLAY	7.0	Louisville (10/17/2026)
POINTS	41	at UConn (10/03/2026)
SACKS BY	5	Louisville (10/17/2026)
FIRST DOWNS	28	at UConn (10/03/2026)
PENALTIES	11	at UConn (10/03/2026)
PENALTY YARDS	90	SMU (10/31/2026)
	90	Louisville (10/17/2026)
TURNOVERS	3	New Hampshire (09/05/2026)
PUNTS	8	New Hampshire (09/05/2026)
PUNTING AVG	52.2	at Virginia (10/10/2026)
LONG PUNT	72	at Virginia (10/10/2026)
PUNTS INSIDE 20	3	at Virginia (10/10/2026)
	3	California (09/12/2026)
LONG PUNT RETURN	11	at North Carolina (10/24/2026)
	11	Louisville (10/17/2026)

Syracuse Individual Highs

RUSHES	32	Ahmad Miller at North Carolina (10/24/2026)
YARDS RUSHING	140	Tylik Hill at UConn (10/03/2026)
TD RUSHES	3	Shavane Anderson Jr. vs New Hampshire (09/05/2026)
LONG RUSH	55	Tylik Hill vs California (09/12/2026)
PASS ATTEMPTS	50	Steve Angeli vs California (09/12/2026)
PASS COMPLETIONS	27	Steve Angeli at NC State (11/14/2026)
	27	Amari Odom at UConn (10/03/2026)
YARDS PASSING	335	Amari Odom at UConn (10/03/2026)
TD PASSES	5	Amari Odom at UConn (10/03/2026)
LONG PASS	76	Steve Angeli at North Carolina (10/24/2026)
RECEPTIONS	17	Calvin Russell III at NC State (11/14/2026)
YARDS RECEIVING	224	Umari Hatcher vs Louisville (10/17/2026)
TD RECEPTIONS	3	Umari Hatcher at UConn (10/03/2026)
LONG RECEPTION	76	Umari Hatcher at North Carolina (10/24/2026)
PUNTS	6	Jimmy Gregg at NC State (11/14/2026)
	6	Jimmy Gregg vs Clemson (11/07/2026)
PUNTING AVG	52.8	Jimmy Gregg vs SMU (10/31/2026)
LONG PUNT	58	Jimmy Gregg vs Louisville (10/17/2026)
PUNTS INSIDE 20	2	Jimmy Gregg vs Clemson (11/07/2026)
	2	Jimmy Gregg vs SMU (10/31/2026)
	2	Jimmy Gregg vs Louisville (10/17/2026)
	2	Jimmy Gregg vs New Hampshire (09/05/2026)
LONG PUNT RETURN	38	Demetres Samuel Jr. vs New Hampshire (09/05/2026)
LONG KICKOFF RETURN	42	Demetres Samuel Jr. vs New Hampshire (09/05/2026)
TACKLES	12	Chris D'Appolonia at Boston College (11/21/2026)
	12	Chris D'Appolonia vs Louisville (10/17/2026)
SACKS	2.5	Keyshawn Johnson vs New Hampshire (09/05/2026)
TACKLES FOR LOSS	3.5	Chris D'Appolonia vs Louisville (10/17/2026)

Opponent Individual Highs

RUSHES	25	at North Carolina (10/24/2026)
YARDS RUSHING	60	New Hampshire (09/05/2026)
YARDS PER RUSH	1.8	New Hampshire (09/05/2026)
TD RUSHES	0	Clemson (11/07/2026)
	0	California (09/12/2026)
	0	New Hampshire (09/05/2026)
PASS ATTEMPTS	20	at Virginia (10/10/2026)
PASS COMPLETIONS	10	at Pittsburgh (09/17/2026)
YARDS PASSING	99	New Hampshire (09/05/2026)
YARDS PER PASS	3.8	New Hampshire (09/05/2026)
TD PASSES	0	Clemson (11/07/2026)
	0	at Pittsburgh (09/17/2026)
	0	New Hampshire (09/05/2026)
TOTAL PLAYS	55	at Virginia (10/10/2026)
TOTAL OFFENSE	159	New Hampshire (09/05/2026)
YARDS PER PLAY	2.7	New Hampshire (09/05/2026)
POINTS	3	New Hampshire (09/05/2026)
SACKS BY	1	at NC State (11/14/2026)
	1	at North Carolina (10/24/2026)
	1	at Virginia (10/10/2026)
FIRST DOWNS	11	New Hampshire (09/05/2026)
PENALTIES	3	at North Carolina (10/24/2026)
PENALTY YARDS	20	at North Carolina (10/24/2026)
INTERCEPTIONS BY	0	at Boston College (11/21/2026)
	0	at NC State (11/14/2026)
	0	SMU (10/31/2026)
	0	at North Carolina (10/24/2026)
	0	at Virginia (10/10/2026)
	0	New Hampshire (09/05/2026)
PUNTS	2	at UConn (10/03/2026)
PUNTING AVG	38.2	at Boston College (11/21/2026)
LONG PUNT	45	at UConn (10/03/2026)
PUNTS INSIDE 20	0	at North Carolina (10/24/2026)
	0	Louisville (10/17/2026)
	0	at UConn (10/03/2026)
	0	New Hampshire (09/05/2026)
LONG PUNT RETURN	0	at Boston College (11/21/2026)
	0	at Pittsburgh (09/17/2026)
	0	New Hampshire (09/05/2026)

THE LAST TIME

Syracuse ...

Scoring

Scored 70+ points:	70 vs. Rutgers (70-14), 1998
Scored 60-69 points:	66 vs. New Hampshire (66-3), 2026
Scored 50-59 points:	52, vs. Washington State (52-35), 2024
Allowed 70+ points:	70, at Notre Dame (7-70), 2025
Allowed 60-69 points:	63, at Maryland (20-63), 2019
Allowed 50-59 points:	56, Louisville (56-34), 2019
Was held scoreless:	vs. South Florida (0-45), 2023
Was held scoreless through halftime:	at Notre Dame (7-70), 2025
Was held scoreless through three quarters:	at Notre Dame (7-70), 2025
Held opponent scoreless:	vs. Colgate (65-0), 2023
Held opponent scoreless through halftime:	vs. New Hampshire (41-0), 2026
Held opponent scoreless through three quarters:	vs. New Hampshire (43-0), 2026
Did not score a touchdown:	vs. Duke, 2025
Did not score an offensive touchdown:	vs. North Carolina, 2025
Held opponent without a touchdown:	vs. New Hampshire (66-3), 2026
Held opponent without an offensive touchdown:	vs. Clemson (13-18), 2026
Held an opponent without a touchdown in a half:	vs. Clemson (6-9), 2026
Scored TD on first play from scrimmage:	Andrew Robinson 79 yd. pass to Taj Smith at Louisville, 2007
Allowed TD on first play from scrimmage:	DeShone Kizer 79 yd. pass to Equanimeous St. Brown, Notre Dame, 2016
Scored TD in final two minutes to win:	at NC State (34-31), 2026
Allowed TD in final two minutes to lose:	at Clemson (23-27), 2018
Won by going for two points:	at North Carolina (31-30 OT), 2026
Lost when opponent went for two points:	vs. NC State (31-32, OT), 1997
Kicked a game-winning FG in the final two minutes:	vs. Virginia (22-20), 2022
Allowed a game-winning FG in the final two minutes	vs. Stanford (24-26), 2024
Tied the game in the last two minutes:	at North Carolina (23-23), 2026 (TD)
Allowed opponent to tie the game in the last two minutes:	vs. UConn (20-20), 2025 (FG)
Scored a two-point conversion:	at NC State, 2026
Missed a two-point conversion:	at Boston College, 2026

Rushing

Had 60+ rushing attempts:	66 vs. Pittsburgh, 2023
Had 50-59 rushing attempts:	50 at Notre Dame, 2025
Rushed for 400+ yards:	415 vs. Pittsburgh, 1994
Rushed for 300-399 yards:	392 vs. Pittsburgh, 2023
Rushed for 200-299 yards:	239 vs. New Hampshire, 2026
Rushed for less than 100 yards:	76 vs. Pittsburgh, 2025
Rushed for negative yards:	-15 vs. Cincinnati, 2007
Scored six rushing TDs:	vs. Albany, 2021
Scored seven rushing TDs:	vs. Rutgers, 2000
Scored eight rushing TDs:	vs. Rutgers, 1998
Two players rushed for 100+ yards:	Sean Tucker (232) and LeQuint Allen (112) vs. Wagner, 2022
Three players rushed for 100+ yards:	Dan Villari (154), Garrett Shrader (105) and LeQuint Allen (103) vs. Pittsburgh, 2023
Two players had multiple rushing TDs:	Sean Tucker (4), Garrett Shrader (2) vs. Albany, 2021

Passing

Passed for 400+ yards:	406 at Boston College, 2026
Passed for 300-399 yards:	339 vs. Louisville, 2026
Passed for less than 100 yards:	95 at Notre Dame, 2025
Attempted less than 10 passes:	9 vs. Pitt, 2023

Receiving

Two players with 10 catches:	Steve Ishmael (12), Ervin Philips (12) at Florida State, 2017
Two players with 100 receiving yards:	Umari Hatcher (212), Calvin Russell III (107) at Boston College, 2026
Three players with 100 receiving yards:	Darrell Gill Jr. (185), Jackson Meeks (110), Oronde Gadsden (103) vs. UConn, 2024
Two players with multiple receiving TDs:	Oronde Gadsden II (2), Trebor Pena (2) vs. Washington State, 2024

Total Offense

Gained 600+ yards:	620 vs. Colgate, 2025
Gained 500-599 yards:	530 at Boston College, 2026
Gained 400-499 yards:	410 at NC State, 2026
Gained 100-199 yards:	152 vs. North Carolina, 2025
Gained less than 100 yards:	93 vs. Iowa, 1976
Had 100 or more total offense plays:	106 at Pittsburgh, 2016
Had 90 or more total offense plays:	93 at Pittsburgh, 2024

Turnovers

Did not commit a turnover:	at Boston College, 2026
Neither team committed a turnover:	at Boston College, 2026
Committed four turnovers:	vs. South Florida (2 fumbles/2 INT), 2023
Committed five turnovers:	at Pittsburgh (5 INT), 2024
Committed six turnovers:	at Pittsburgh (4 fumbles/2 INT), 2011
Committed seven turnovers:	vs. USF (2 fumbles/5 INT), 2009
Committed eight turnovers:	vs. Wisconsin (7 fumbles/1 INT), 1972
Committed nine turnovers:	vs. West Virginia (5 fumbles/4 INT), 1973

Defense

Intercepted three passes:	vs. Georgia Tech, 2020
Intercepted four passes:	vs. Georgia Tech, 2020
Intercepted five passes:	vs. Tulane, 1999
Recovered four fumbles:	vs. West Virginia, 2005
Had 10+ tackles for loss:	11.0/49 vs. Louisville, 2026
Had five or more sacks:	6.0/58 vs. SMU, 2026
Had six or more sacks:	6.0/58 vs. SMU, 2026
Had seven or more sacks:	7.0/35 vs. Pittsburgh, 2025
Had eight sacks:	8.0/41 vs. Albany, 2021
Had nine sacks:	9.0/88 vs. Rutgers, 2009
Had no sacks:	vs. North Carolina, 2025
Neither team had a sack:	vs. Pittsburgh, 2023
Scored a safety:	vs. New Hampshire, 2026
Scored a defensive two-point conversion:	Scoop Bradshaw vs. Wake Forest, 2017

Special Teams

Missed a PAT by kick:	Shay Barker at North Carolina, 2026
Blocked a PAT by kick:	Caleb Okechukwu vs. Virginia, 2022
Did not punt:	vs. Wagner, 2022
Kicked a game-winning field goal with less than 1:00 left:	Andre Szmyt vs. Liberty, 2021, 35 yards with :01 left (24-21)
Kicked a game-winning field goal in OT:	Andre Szmyt vs. Wake Forest, 2019
Neither team kicked a field goal:	at UConn, 2026

Overtime

Was involved in an overtime game:	at North Carolina (31-30 OT), 2026
Won in single overtime:	at North Carolina (31-30 OT), 2026
Lost in single overtime:	vs. Wake Forest (40-37), 2021
Won in double overtime:	vs. North Carolina (40-37), 2018
Lost in double overtime:	vs. Rutgers (16-19), 2011
Won in triple overtime:	at North Carolina (49-47), 2003
Lost in triple overtime:	at Virginia (38-44), 2015

Miscellaneous

Had 30+ first downs:	32 vs. New Hampshire, 2026
Had less than 10 first downs:	9 vs. South Florida, 2023
Was not penalized:	at West Virginia, 1957
Had 10 or more penalties:	11 at Boston College, 2026
Had 120+ yards in penalties:	125 vs. New Hampshire, 2026
Had more than 40 minutes of possession time:	41:50 at Notre Dame, 2025
Had 35-40 minutes of possession time:	35:07 at Virginia, 2026

An Opposing Team ...

Rushing

Had 60+ rushing attempts:	60, Clemson, 2022
Had 50-59 rushing attempts:	51, Boston College, 2024
Rushed for 400+ yards:	496, Boston College, 2019
Rushed for 300-399 yards:	329, Notre Dame, 2025
Rushed for 200-299 yards:	268, Boston College, 2026
Rushed for less than 100 yards:	69, SMU, 2026
Rushed for zero yards:	Akron, 2009
Rushed for negative yards:	-4, Liberty, 2019
Scored six rushing TDs:	Notre Dame 2025
Scored seven rushing TDs:	Louisville, 2016
Scored eight rushing TDs:	Nebraska, 1983
Two players rushed for 100+ yards:	Kye Robichaux (198), Jordan Mconald (133), Boston College, 2024
Two players had multiple rushing TDs:	Turbo Richard (2), Jordan McDonald (2), Boston College, 2025

THE LAST TIME

Passing

Passed for 400+ yards:	442, North Carolina, 2023
Passed for 300-399 yards:	352, SMU, 2026
Passed for less than 100 yards:	99, New Hampshire, 2026
Attempted less than 10 passes:	6, Wagner, 2022

Receiving

Two players with 10+ catches:	Ben McCord (10), Devon Spalding (10), Central Michigan, 2015
Two players with 100+ receiving yards:	Reed Swanson (110),Treyvhon Saunders (107), Colgate, 2025
Three players with 100+ receiving yards:	Tabari Hines (124), Cam Serigne (119), Scotty Washington State (113), Wake Forest, 2017

Total Offense

Gained 600+ yards:	644, North Carolina, 2023
Gained 500-599 yards:	543, Georgia Tech, 2025
Gained 400-499 yards:	413, NC State, 2026
Gained 100-199 yards:	159, New Hampshire, 2026
Gained less than 100 yards:	50, Wagner, 2022

Turnovers

Did not commit a turnover:	Boston College, 2026
Had four or more turnovers:	Pittsburgh (3 fumbles/1 INT), 2023
Had five or more turnovers:	Georgia Tech (1 fumble/4 INT), 2020
Had six or more turnovers:	Cincinnati (2 fumbles/4 INT), 2004
Had seven or more turnovers:	Pittsburgh (3 fumbles/4 INT), 1981
Had eight or more turnovers:	Indiana (3 fumbles/5 INT), 1971
Had nine turnovers:	Lafayette (8 fumbles/1 INT), 1951

Defense

Intercepted three passes:	Cal, 2026
Intercepted four passes:	Boston College, 2023
Intercepted five passes:	Pittsburgh, 2024
Recovered four fumbles:	Pittsburgh, 2011
Recovered five fumbles:	Rutgers, 2005
Had 10+ tackles for loss:	11.0/41, Louisville, 2026
Had five or more sacks:	5.0/30, Louisville, 2026
Had six or more sacks:	8.0/54, Virginia Tech, 2023
Had seven or more sacks:	7.0/53, Miami, 2025
Had eight or more sacks:	8.0/54, Virginia Tech, 2023
Had nine or more sacks:	9.0/60, Pittsburgh, 2019
Had 10 or more sacks:	11.0/89, Cincinnati, 2007
Had no sacks:	Colgate, 2025
Scored a safety:	SMU, 2026
Scored a defensive two-point conversion:	Virginia Tech, 2021

Special Teams

Missed a PAT by kick:	Carson Hilbert, Louisville, 2026
Blocked a PAT by kick:	Zakaih Saez, UConn, 2026
Scored a two-point conversion:	Derrick McFall, SMU, 2026
Missed a two-point conversion:	Clemson, 2026
Missed multiple two-point conversions:	NC State (2), 2020
Did not punt:	West Virginia, 1993
Kicked a game-winning field goal with less than 1:00 left:	Emmet Kenney, Stanford 2024, 39 yds, 0:00, 26-24
Kicked a game-winning field goal in OT:	San San Te, Rutgers, 2011

Miscellaneous

Had 30+ first downs:	32, Colgate, 2025
Had less than 10 first downs:	8, Holy Cross, 2024
Was not penalized:	Georgia Tech, 2013
Had 10 or more penalties:	10, Boston College, 2026
Had 120+ yards in penalties:	127, Purdue, 2023
Had more than 40 minutes of possession time:	42:16, Boston College, 2023
Had 35-40 minutes of possession time:	35:29, North Carolina, 2025

A Syracuse Player ...

Rushing

Had 30 carries:	32, Ahmad Miller at North Carolina, 2026
Rushed for 200+ yards:	232, Sean Tucker vs. Wagner, 2022
Rushed for 150-199 yards:	154, Dan Villari vs. Pittsburgh, 2023
Rushed for 100-149 yards:	101, Ahmad Miller vs. Clemson, 2026
Quarterback rushed for 200+ yards:	200, Eric Dungey at Western Michigan, 2018
Quarterback rushed for 100+ yards:	105, Garrett Shrader vs. Pittsburgh, 2023
Rushed for three TDs:	Shavane Anderson Jr. vs. New Hampshire, 2026
Rushed for four TDs:	Garrett Shrader at Purdue, 2023
Rushed for five TDs:	Walter Reyes vs. Notre Dame, 2003
Rushed for six TDs:	Jim Brown vs. Colgate, 1956
Had a 60 to 69-yard run:	61, Nykeim Johnson, 2020
Had a 70 to 79-yard run:	74, Eric Dungey vs. Central Michigan, 2017
Had a 80 to 89-yard run:	80, Cooper Lutz at Notre Dame, 2020
Had a 90 to 99-yard run:	90, LeQuint Allen vs. Wagner, 2022

Passing

Passed for 400+ yards:	416, Steve Angeli vs. UConn, 2025
Passed for 300-399 yards:	315, Malachi Nelson vs. Louisville, 2026
Attempted 60+ passes:	64, Kyle McCord at Pittsburgh, 2024
Attempted 50-59 passes:	50, Steve Angeli vs. Cal, 2026
Attempted 40-49 passes:	42, Steve Angeli at NC State, 2026
Completed 40+ passes:	40, Kyle MCord at UNLV 2024
Completed 30-39 passes:	34, Steve Angeli vs. UConn, 2025
Threw three or more TD passes:	5, Amari Odom at UConn, 2026
Threw four or more TD passes:	5, Amari Odom at UConn, 2026
Threw five TD passes:	5, Amari Odom at UConn, 2026
Completed a 60 to 69-yard pass:	65, Malachi Nelson to Umari Hatcher vs. Louisville, 2026
Completed a 70 to 79-yard pass:	76 (TD), Steve Angeli to Umari Hatcher at North Carolina, 2026
Completed an 80 to 89-yard pass:	86 (TD), Garrett Shrader to Donovan Brown vs. Western Michigan, 2023
Completed a 90 to 100-yard pass:	94 (TD), Clayton Welch to Taj Harris vs. Pittsburgh, 2019

Receiving

Had 10+ catches:	11, Umari Hatcher at Boston College, 2026
Had 100+ receiving yards:	212, Umari Hatcher at Boston College, 2026
Had 150+ receiving yards:	212, Umari Hatcher at Boston College, 2026
Had 200+ receiving yards:	212, Umari Hatcher at Boston College, 2026
Had consecutive 100-yard receiving games:	Calvin Russell III at NC State, at Boston College, 2026
Had three straight 100-yard receiving games:	Umari Hatcher at Virginia, vs. Louisville, at North Carolina, 2026
Had four straight 100-yard receiving games:	Umari Hatcher at UConn, at Virginia, vs. Louisville, at North Carolina, 2026
Had five straight 100-yard receiving games:	Steve Ishmael vs. Central Connecticut State, vs. Middle Tennessee, vs. Central Michigan, at LSU, at NC State, 2017
Had consecutive 150-yard receiving games:	Alec Lemon vs. Louisville, at Missouri, 2012
Caught two TDs:	Umari Hatcher at UConn, 2026
Caught three or more TDs:	3, Umari Hatcher at UConn, 2026
Caught four or more TDs:	5, Amba Etta-Tawo at Pittsburgh, 2016
Caught five TDs:	Amba Etta-Tawo at Pittsburgh, 2016

THE LAST TIME

Defense

Had two or more interceptions:	2, Davien Kerr vs. Louisville, 2026
Returned an interception for a TD:	Tunmise Adeleye (18 yards) at NC State, 2026
Had two or more fumble recoveries:	2, Terry Lockett at Purdue, 2023
Returned a fumble for a TD:	Zyian Moultrie-Goddard (26 yds) vs. New Hampshire, 2026
Forced two or more fumbles:	2, Antoine Deslauriers at Clemson, 2025
Had 15+ tackles:	15, Mikel Jones vs. Notre Dame, 2022
Had four tackles for loss:	Fadil Diggs vs. Ohio, 2024
Had five tackles for loss:	Christian Ferrara vs. Notre Dame, 2003
Had six tackles for loss	Brandon Sharpe vs. Pittsburgh, 2012
Had three sacks:	Kevin Jobity Jr. vs. Pittsburgh, 2025
Had four sacks:	Brandon Sharpe vs. Pittsburgh, 2012
Had more than four sacks:	4.5, Dwight Freeney vs. Virginia Tech, 2000

Special Teams

Made a 50-yard field goal:	50, Tripp Woody at Boston College, 2026
Made four field goals:	Jackson Kennedy at California, 2024
Made five field goals:	Andre Szmyt vs. Virginia, 2022
Blocked a field goal:	Josh Black vs. Louisville, 2018
Recovered a blocked field goal for a TD:	Mike Holmes (57 yd. return) vs. Akron, 2010
Had a punt return TD:	Courtney Jackson (64 yds) vs. Boston College, 2021
Had a 50 to 59-yard punt return:	53, LeQuint Allen at Georgia Tech, 2023
Had a 60 to 69-yard punt return:	64 (TD), Courtney Jackson vs. Boston College, 2021
Had a 70 to 79-yard punt return:	74, Brisly Estime vs. Notre Dame, 2016
Had an 80 to 89-yard punt return:	85 (TD), Jamel Riddle vs. Auburn, 2002
Had a 90 to 100-yard punt return:	94 (TD), Marvin Harrison vs. Minnesota, 1995
Had a 60 to 69-yard punt:	64, Jack Stonehouse vs. Colgate, 2025
Had a 70 to 79-yard punt:	75, Riley Dixon vs. Clemson, 2013
Blocked a punt:	Davien Kerr, vs New Hampshire, 2026
Blocked two punts:	Anthony Smith vs. Buffalo, 2004
Returned a blocked punt for a TD:	Sean Riley blocked, Trill Williams recovered (2 yd ret.) vs. Wagner, 2018
Blocked a punt and returned it for a TD:	Anthony Smith (0 yds) vs. Buffalo, 2004
Had a kickoff return TD:	Trebor Pena (98 yds) vs. NC State, 2020
Returned the opening kickoff for a TD:	Kevin Johnson (100 yds) vs. Wisconsin, 1997
Had a 50 to 59-yard kickoff return:	53, Tylik Hill, at Georgia Tech, 2025
Had a 60 to 69-yard kickoff return:	64, Sean Riley vs. Central Michigan, 2017
Had a 70 to 79-yard kickoff return:	76, Kyle McIntosh vs. Tennessee, 1998
Had an 80 to 89-yard kickoff return:	89 (TD), Kevin Johnson vs. Wisconsin, 1997
Had an 90 to 100-yard kickoff return:	98 (TD), Trebor Pena vs. NC State, 2020

An Opposing Player ...

Rushing

Had 30 carries:	30, Bo MacCormack III, Boston College, 2026
Rushed for 200+ yards:	236, Bo MacCormack III, Boston College, 2026
Rushed for 150-199 yards:	163, Cyncir Bowers, UConn, 2026
Rushed for 100-149 yards:	127, Jayden Scott, NC State, 2026
Quarterback rushed for 100+ yards:	124, Jordan Travis, Florida State, 2021
Rushed for three or more TDs:	3, Jeremiyah Love, Notre Dame 2025
Rushed for four TDs:	Cam Akers, Florida State, 2019
Had a 60 to 69-yard run:	62, Jayden Scott, NC State, 2026
Had a 70 to 79-yard run:	71 (TD), Cyncir Bowers, UConn, 2026
Had a 80 to 89-yard run:	82 (TD), Lincoln Kienholz, Louisville, 2026
Had a 90 to 99-yard run:	94 (TD), Chris Tyree, Notre Dame, 2020

Passing

Passed for 400+ yards:	442, Drake Maye, North Carolina, 2023
Passed for 300-399 yards:	352, Kevin Jennings, SMU, 2026
Attempted 60+ passes:	60, Cade Klubnik, Clemson, 2025
Attempted 50-59 passes:	56, Aidan O'Connell, Purdue, 2022
Attempted 40-49 passes:	44, Billy Edwards Jr., North Carolina, 2026
Completed 40+ passes:	45, Brian Brohm, Louisville, 2007
Completed 30-39 passes:	37, Cade Klubnik, Clemson, 2025
Threw three or more TD passes:	3, Kalieb Osborne, UConn, 2026
Threw four or more TD passes:	4, Kevin Jennings, SMU, 2025
Threw five TD passes:	Malik Cunningham, Louisville, 2019
Threw six TD passes:	Matt Barkley, USC, 2012
Completed a 60 to 69-yard pass:	69, CJ Bailey to Davion Dozier, NC State, 2026
Completed a 70 to 79-yard pass:	72 (TD), Gio Lopez to Demon June, North Carolina, 2025
Completed an 80 to 89-yard pass:	80 (TD), Bryson Daily to Noah Short, Army, 2023
Completed a 90 to 100-yard pass:	90 (TD), Malik Cunningham to Tutu Atwell, Louisville, 2019

Receiving

Had 10+ catches:	11, Treyvhon Saunders, Colgate, 2025
Had 100-199 receiving yards:	100, Bryant Wesco Jr., Clemson, 2026
Had 200+ receiving yards:	247, Kelvin Harmon, NC State, 2018
Caught two TDs:	Josh Beetham, Georgia Tech, 2025
Caught three TDs:	A.T. Perry, Wake Forest, 2022
Caught four TDs:	Ernest Wilford, Virginia Tech, 2002

Defense

Had two or more interceptions:	3, Kingston Lopa, Cal, 2026
Returned an interception for a TD:	Kingston Lopa (24 yds), Cal, 2026
Had two or more fumble recoveries:	2, Will Harris, Boston College, 2017
Returned a fumble for a TD:	Jahiem Lawson (22 yds), Clemson, 2026
Forced two or more fumbles:	2, Ray Vinopal, Pittsburgh, 2014
Had 15+ tackles:	16, Derek McDonald, North Carolina, 2026
Had four or more tackles for loss:	5.5, Clelin Ferrell, Clemson, 2017
Had five or more tackles for loss:	5.5, Clelin Ferrell, Clemson, 2017
Had three sacks:	3.0, Louis Acceus, NC State, 2019
Had more than three sacks:	3.5 Clelin Ferrell, Clemson, 2017

Special Teams

Made a 50-yard field goal:	Nolan Hauser (54), Clemson, 2026
Made four field goals:	Nolan Hauser, Clemson, 2026
Made five field goals:	John Love, Virginia Tech, 2023
Blocked a field goal:	Colin Reynolds, Holy Cross, 2024
Blocked two field goals:	Kenny Iwebema, Iowa, 2007
Recovered a blocked field goal for a TD:	Duron Harmon (75 yd ret.) Rutgers, 2012
Had a punt return TD:	Luke Talich (22 yd), Notre Dame, 2025
Had two punt return TDs:	DeAngelo Hall (58 yds, 60 yds), Virginia Tech, 2003
Had a 50 to 59-yard punt return:	51, Ricky White III, UNLV, 2024
Had a 60 to 69-yard punt return:	66 (TD) Kenny Johnson, Pittsburgh, 2025
Had a 70 to 79-yard punt return:	72, Keon Coleman, Florida State, 2023
Had an 80 to 89-yard punt return:	83 (TD), D'Ernest Johnson, USF, 2016
Had a 60 to 69-yard punt:	61, David Shanahan, Georgia Tech, 2024
Had a 70 to 79-yard punt:	72, Daniel Sparks, Virginia, 2026
Blocked a punt:	Leon Neal Jr., Washington State, 2024
Blocked two punts:	Chase Anastasio, Notre Dame, 2005
Returned a blocked punt for a TD:	Leon Neal Jr. blocked, Josh Meredith recovered (12 yd ret.), Washington State, 2024
Had a kickoff return TD:	Zonovan Knight (97 yds), NC State, 2021
Returned the opening kickoff for a TD:	Myles Willis (97 yds), Boston College, 2014
Had a 50 to 59-yard kickoff return:	53, Michael Walker, Boston College, 2018
Had a 60 to 69-yard kickoff return:	64, Shane Tucker, Middle Tennessee, 2017
Had a 70 to 79-yard kickoff return:	72, Quentin Redding, Minnesota, 2022
Had an 80 to 89-yard kickoff return:	89 (TD), Myles Willis, Boston College, 2016
Had an 90 to 100-yard kickoff return:	97 (TD), Zonovan Knight, NC State, 2021