





























































































































































































CIAC TOURNAMENT BRACKET

2005 Class LL Girls Basketball

Qualifying Round

2/25,4:00 @Naugatuck

 32 Naugatuck	40
 33 Middletown	54

First Round	Second Round	Quarterfinal	Semifinal	Final												
<p>3/1,7:00 @Manchester</p> <table border="1"> <tr> <td> 1 Manchester</td> <td>76</td> </tr> <tr> <td> 33 Middletown</td> <td>44</td> </tr> </table>	 1 Manchester	76	 33 Middletown	44	<p>3/3,7:00 @Manchester</p> <table border="1"> <tr> <td> 1 Manchester</td> <td>83</td> </tr> <tr> <td> 17 Newtown</td> <td>48</td> </tr> </table>	 1 Manchester	83	 17 Newtown	48	<p>3/5,7:45 @Sheehan</p> <table border="1"> <tr> <td> 1 Manchester</td> <td>70</td> </tr> <tr> <td> 9 Staples</td> <td>44</td> </tr> </table>	 1 Manchester	70	 9 Staples	44		
 1 Manchester	76															
 33 Middletown	44															
 1 Manchester	83															
 17 Newtown	48															
 1 Manchester	70															
 9 Staples	44															
<p>3/2,7:00 @Newington</p> <table border="1"> <tr> <td> 16 Newington</td> <td>53</td> </tr> <tr> <td> 17 Newtown</td> <td>61</td> </tr> </table>	 16 Newington	53	 17 Newtown	61												
 16 Newington	53															
 17 Newtown	61															
<p>3/1,7:00 @Farmington</p> <table border="1"> <tr> <td> 8 Farmington</td> <td>43</td> </tr> <tr> <td> 25 Simsbury</td> <td>44</td> </tr> </table>	 8 Farmington	43	 25 Simsbury	44	<p>3/3,7:00 @Staples</p> <table border="1"> <tr> <td> 25 Simsbury</td> <td>43</td> </tr> <tr> <td> 9 Staples</td> <td>61</td> </tr> </table>	 25 Simsbury	43	 9 Staples	61							
 8 Farmington	43															
 25 Simsbury	44															
 25 Simsbury	43															
 9 Staples	61															
<p>3/1,7:00 @Staples</p> <table border="1"> <tr> <td> 9 Staples</td> <td>68</td> </tr> <tr> <td> 24 Bunnell</td> <td>57</td> </tr> </table>	 9 Staples	68	 24 Bunnell	57												
 9 Staples	68															
 24 Bunnell	57															
<p>3/2,6:00 @Bulkeley</p> <table border="1"> <tr> <td> 4 Bulkeley</td> <td>68</td> </tr> <tr> <td> 29 Norwalk</td> <td>44</td> </tr> </table>	 4 Bulkeley	68	 29 Norwalk	44	<p>3/3,7:00 @Bulkeley</p> <table border="1"> <tr> <td> 4 Bulkeley</td> <td>59</td> </tr> <tr> <td> 13 Danbury</td> <td>38</td> </tr> </table>	 4 Bulkeley	59	 13 Danbury	38							
 4 Bulkeley	68															
 29 Norwalk	44															
 4 Bulkeley	59															
 13 Danbury	38															
<p>3/2,7:00 @Danbury</p> <table border="1"> <tr> <td> 13 Danbury</td> <td>51</td> </tr> <tr> <td> 20 Hamden</td> <td>49</td> </tr> </table>	 13 Danbury	51	 20 Hamden	49		<p>3/5,6:00 @Sheehan</p> <table border="1"> <tr> <td> 4 Bulkeley</td> <td>79</td> </tr> <tr> <td> 5 Westhill</td> <td>61</td> </tr> </table>	 4 Bulkeley	79	 5 Westhill	61						
 13 Danbury	51															
 20 Hamden	49															
 4 Bulkeley	79															
 5 Westhill	61															
<p>3/1,6:00 @Westhill</p> <table border="1"> <tr> <td> 5 Westhill</td> <td>64</td> </tr> <tr> <td> 28 Ridgefield</td> <td>46</td> </tr> </table>	 5 Westhill	64	 28 Ridgefield	46	<p>3/3,7:00 @Westhill</p> <table border="1"> <tr> <td> 5 Westhill</td> <td>69</td> </tr> <tr> <td> 12 Fairfield Warde</td> <td>48</td> </tr> </table>	 5 Westhill	69	 12 Fairfield Warde	48							
 5 Westhill	64															
 28 Ridgefield	46															
 5 Westhill	69															
 12 Fairfield Warde	48															
<p>3/1,7:00 @Ffld.Warde</p> <table border="1"> <tr> <td> 12 Fairfield Warde</td> <td>53</td> </tr> <tr> <td> 21 Hall</td> <td>45</td> </tr> </table>	 12 Fairfield Warde	53	 21 Hall	45												
 12 Fairfield Warde	53															
 21 Hall	45															
<p>3/1,7:00 @Mercy</p> <table border="1"> <tr> <td> 2 Mercy</td> <td>67</td> </tr> <tr> <td> 31 Bridgeport Central</td> <td>54</td> </tr> </table>	 2 Mercy	67	 31 Bridgeport Central	54	<p>3/3,7:00 @Mercy</p> <table border="1"> <tr> <td> 2 Mercy</td> <td>44</td> </tr> <tr> <td> 15 Torrington</td> <td>40</td> </tr> </table>	 2 Mercy	44	 15 Torrington	40							
 2 Mercy	67															
 31 Bridgeport Central	54															
 2 Mercy	44															
 15 Torrington	40															
<p>3/1,7:00 @Torrington</p> <table border="1"> <tr> <td> 15 Torrington</td> <td>36</td> </tr> <tr> <td> 18 E.O. Smith</td> <td>35</td> </tr> </table>	 15 Torrington	36	 18 E.O. Smith	35		<p>3/5,7:45 @Newington</p> <table border="1"> <tr> <td> 2 Mercy</td> <td>60</td> </tr> <tr> <td> 10 Southington</td> <td>42</td> </tr> </table>	 2 Mercy	60	 10 Southington	42						
 15 Torrington	36															
 18 E.O. Smith	35															
 2 Mercy	60															
 10 Southington	42															
<p>3/1,7:00 @S.Windsor</p> <table border="1"> <tr> <td> 7 South Windsor</td> <td>61</td> </tr> <tr> <td> 26 Glastonbury</td> <td>53</td> </tr> </table>	 7 South Windsor	61	 26 Glastonbury	53	<p>3/3,7:00 @S.Windsor</p> <table border="1"> <tr> <td> 7 South Windsor</td> <td>46</td> </tr> <tr> <td> 10 Southington</td> <td>51 (OT)</td> </tr> </table>	 7 South Windsor	46	 10 Southington	51 (OT)							
 7 South Windsor	61															
 26 Glastonbury	53															
 7 South Windsor	46															
 10 Southington	51 (OT)															
<p>3/2,7:00 @Southington</p> <table border="1"> <tr> <td> 10 Southington</td> <td>45</td> </tr> <tr> <td> 23 New Milford</td> <td>39</td> </tr> </table>	 10 Southington	45	 23 New Milford	39												
 10 Southington	45															
 23 New Milford	39															
<p>3/1,7:00 @Trumbull</p> <table border="1"> <tr> <td> 3 Trumbull</td> <td>58</td> </tr> <tr> <td> 30 Cheshire</td> <td>33</td> </tr> </table>	 3 Trumbull	58	 30 Cheshire	33	<p>3/2,7:00 @Trumbull</p> <table border="1"> <tr> <td> 3 Trumbull</td> <td>60</td> </tr> <tr> <td> 14 Norwich Free Academy</td> <td>47</td> </tr> </table>	 3 Trumbull	60	 14 Norwich Free Academy	47							
 3 Trumbull	58															
 30 Cheshire	33															
 3 Trumbull	60															
 14 Norwich Free Academy	47															
<p>3/1,7:00 @NFA</p> <table border="1"> <tr> <td> 14 Norwich Free Academy</td> <td>49</td> </tr> <tr> <td> 19 Bristol Eastern</td> <td>38</td> </tr> </table>	 14 Norwich Free Academy	49	 19 Bristol Eastern	38		<p>3/4,7:45 @Cheshire</p> <table border="1"> <tr> <td> 3 Trumbull</td> <td>52</td> </tr> <tr> <td> 6 Windsor</td> <td>72</td> </tr> </table>	 3 Trumbull	52	 6 Windsor	72						
 14 Norwich Free Academy	49															
 19 Bristol Eastern	38															
 3 Trumbull	52															
 6 Windsor	72															
<p>3/1,7:00 @Windsor</p> <table border="1"> <tr> <td> 6 Windsor</td> <td>68</td> </tr> <tr> <td> 27 West Haven</td> <td>51</td> </tr> </table>	 6 Windsor	68	 27 West Haven	51	<p>3/2,7:00 @Windsor</p> <table border="1"> <tr> <td> 6 Windsor</td> <td>51</td> </tr> <tr> <td> 11 New Britain</td> <td>45</td> </tr> </table>	 6 Windsor	51	 11 New Britain	45							
 6 Windsor	68															
 27 West Haven	51															
 6 Windsor	51															
 11 New Britain	45															
<p>3/1,7:00 @New Britain</p> <table border="1"> <tr> <td> 11 New Britain</td> <td>53</td> </tr> <tr> <td> 22 Wilbur Cross</td> <td>41</td> </tr> </table>	 11 New Britain	53	 22 Wilbur Cross	41												
 11 New Britain	53															
 22 Wilbur Cross	41															
			<p>3/9,7:45 @Glastonbury</p> <table border="1"> <tr> <td> 1 Manchester</td> <td>62</td> </tr> <tr> <td> 4 Bulkeley</td> <td>51</td> </tr> </table>	 1 Manchester	62	 4 Bulkeley	51									
 1 Manchester	62															
 4 Bulkeley	51															
				<p>3/12,3:00 @CCSU</p> <table border="1"> <tr> <td> 1 Manchester</td> <td>63</td> </tr> <tr> <td> 6 Windsor</td> <td>48</td> </tr> </table>	 1 Manchester	63	 6 Windsor	48								
 1 Manchester	63															
 6 Windsor	48															
				<p>3/9,6:00 @Glastonbury</p> <table border="1"> <tr> <td> 2 Mercy</td> <td>60</td> </tr> <tr> <td> 6 Windsor</td> <td>67</td> </tr> </table>	 2 Mercy	60	 6 Windsor	67								
 2 Mercy	60															
 6 Windsor	67															

2005 Class LL Girls Basketball Rankings

SCHOOL/TOWN	RATING	PCT	WON	LOST	PWR. PTS.	TIEBREAKER
Manchester	1	1.000	20	0	3.850	Power Points
Mercy	2	1.000	20	0	3.350	
Trumbull	3	0.950	19	1	3.200	
Bulkeley	4	0.900	18	2	3.050	
Westhill	5	0.850	17	3	2.800	
Windsor	6	0.800	16	4	2.650	Power Points
South Windsor	7	0.800	16	4	2.550	Power Points
Farmington	8	0.800	16	4	1.950	
Staples	9	0.750	15	5	2.550	By Lot
Southington	10	0.750	15	5	2.550	
New Britain	11	0.700	14	6	2.700	Power Points
Fairfield Warde	12	0.700	14	6	2.450	Power Points
Danbury	13	0.700	14	6	2.150	Power Points
Norwich Free Academy	14	0.700	14	6	2.050	Power Points
Torrington	15	0.700	14	6	1.950	
Newington	16	0.650	13	7	2.350	Power Points
Newtown	17	0.650	13	7	1.800	Power Points
E.O. Smith	18	0.650	13	7	1.750	
Bristol Eastern	19	0.600	12	8	2.100	Power Points
Hamden	20	0.600	12	8	2.050	Power Points
Hall	21	0.600	12	8	1.950	Power Points
Wilbur Cross	22	0.600	12	8	1.850	Power Points
New Milford	23	0.600	12	8	1.550	
Bunnell	24	0.550	11	9	1.350	
Simsbury	25	0.500	10	10	1.800	By Lot
Glastonbury	26	0.500	10	10	1.800	Power Points
West Haven	27	0.500	10	10	1.750	Power Points
Ridgefield	28	0.500	10	10	1.700	Power Points
Norwalk	29	0.500	10	10	1.500	
Cheshire	30	0.450	9	11	1.300	
Bridgeport Central	31	0.444	8	10	1.444	
Naugatuck	32	0.400	8	12	1.050	Power Points
Middletown	33	0.400	8	12	0.850	