

• Color Key



1



2



3



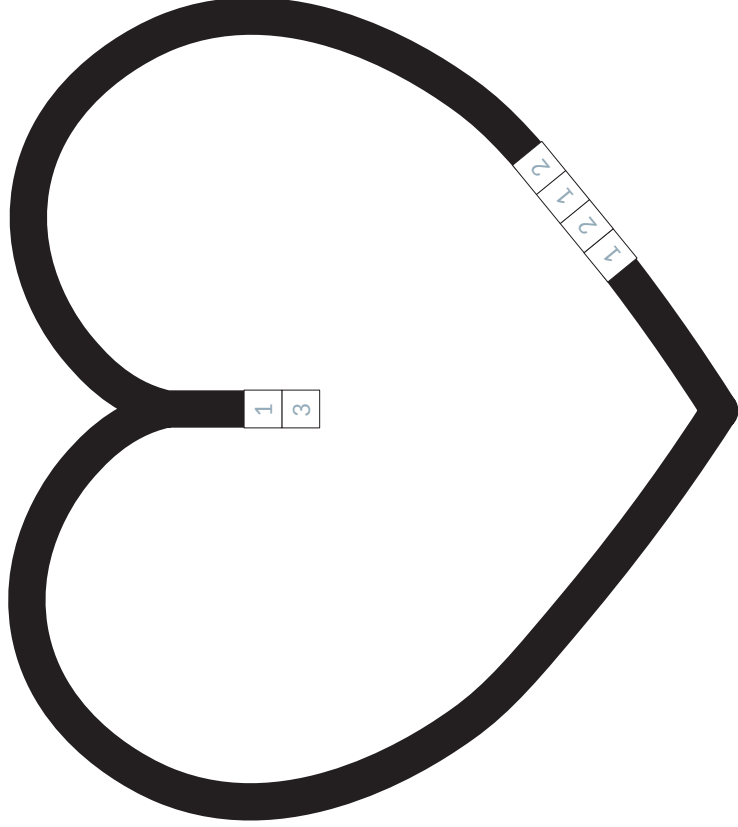
4

HAPPY Mother's Day








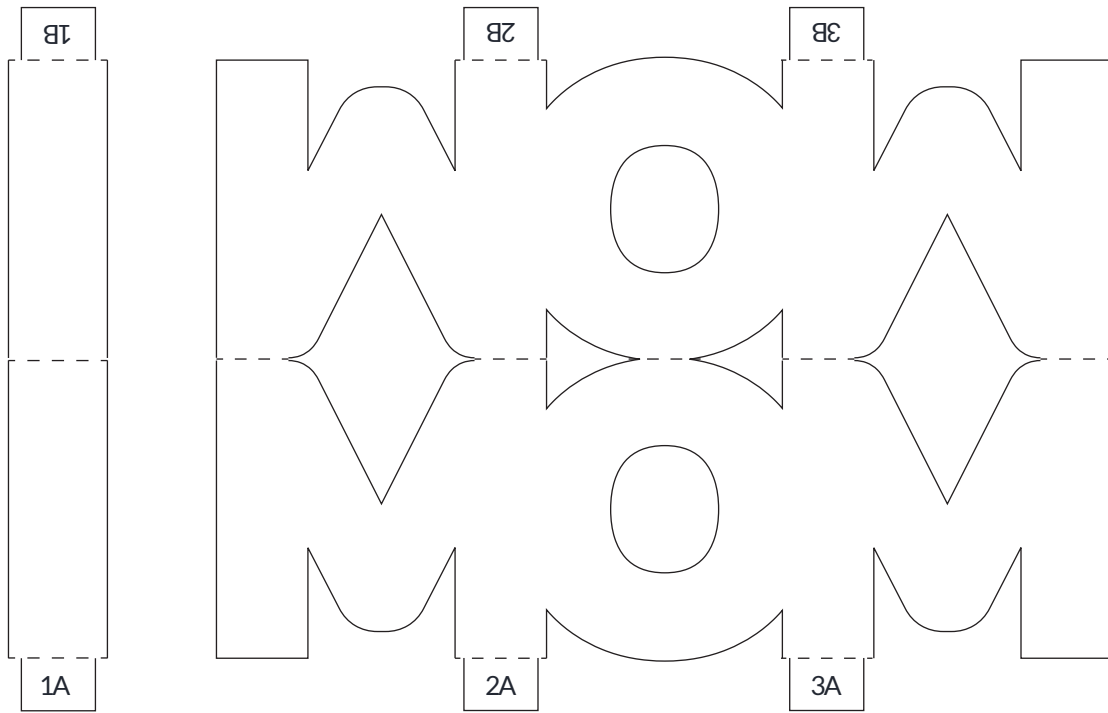
1B 1A

2B 2A

3B 3A



Love, _____



Instructions:

1. On this page, color in the hearts and the the words "I" and "MOM." (Don't color in the heart on the first page).
2. Ask an adult for scissors, then cut out your hearts and "I" and "MOM."
3. Fold the words at the dotted lines.
4. Fold the card (first page) at the fold line.
5. Apply glue or double-sided tape to the bottom of "I" and "MOM", matching the numbers to the numbers on your card.
6. Using the Color Key provided, fill in the blank Color Code boxes on the heart.
7. Decorate the front of your card with hearts (and your own drawings, if you'd like!).