Daily Chart Pattern Book

End-of-day scan · Mon 23 Nov 2026

100 charts · 16 pattern types · picked from 250 formations across 1,000 NSE/BSE stocks

IMPORTANT DISCLAIMER — READ BEFORE USING THIS DOCUMENT

- **For educational purposes only.**
  This document teaches how classic chart patterns look on real price data. It is NOT investment advice, NOT a recommendation to buy or sell any security, and NOT a research report.
- **Prepared with AI assistance, with a human in the loop.**
  Every pattern, level, trigger and target in this PDF was detected, measured, selected and laid out by software with AI assistance, and our editorial team reviews the book.
- **Verify everything yourself.**
  Automated detection can mislabel a shape or misdraw a line. Open the chart, check the current price, the trigger and the measured target against your own broker's data before relying on any number here. Prices are end-of-day and may already be stale.
- **Not SEBI-registered advice.**
  Flash Finance is not a SEBI-registered investment adviser or research analyst. Trading and investing carry risk of loss; past patterns do not guarantee future moves. Consult a registered adviser before making any decision.

How to read each card

- Status — FORMING (not yet triggered), BROKEN OUT (closed above its line) or BROKEN DOWN (closed below).
- Trigger — the line price must close beyond to complete the pattern. Target — the textbook measured move.
- Click any chart or the “Open live chart” link for the full interactive page on flashfinance.news.

Follow Flash Finance

Website flashfinance.news	**YouTube — Market Analysis** youtube.com/@flashfinance.news.336
Chart patterns (live) flashfinance.news/patterns	**YouTube — Deals & Multibagger** youtube.com/@flashfinancedeals
Multibagger AI picks flashfinance.news/multibagger-ai	**YouTube — Earnings** youtube.com/@flash.finance.earnings
Mega Multibagger screen flashfinance.news/mega-multibagger	**Instagram** instagram.com/flashfinance.news/
Telegram — Flash Stock Update telegram.me/flashstockupdate	**Threads** threads.com/@flashfinance.news
Telegram — NSE/BSE AI News telegram.me/NSEBSEAINews	**Facebook** facebook.com/1237205646145827
WhatsApp — Flash Finance News whatsapp.com/channel/0029VbBlSsp2ZjChD24veq27	**WhatsApp — Stocks Important Updates** whatsapp.com/channel/0029Vb7aqcF5K3zUP5VaB13P

Data: EOD candles, scan completed 23 Nov 2026, 18:18 IST. Charts are rendered by the same engine as flashfinance.news/patterns.

Inside this book

Every pattern type found today gets its turn; the strongest setups of each type come first. Tap a line to jump to it.

100 charts · 12 fresh/confirmed breaks · 88 still forming

TRIANGLES & WEDGES

Ascending Triangle	6 charts	p.3
Descending Triangle	7 charts	p.6
Symmetrical Triangle	6 charts	p.9
Rising Wedge	7 charts	p.12
Falling Wedge	7 charts	p.16

TOPS & BOTTOMS

Head and Shoulders	7 charts	p.19
Inverse Head and Shoulders	7 charts	p.23
Double Top	7 charts	p.26
Double Bottom	3 charts	p.31
Triple Top	7 charts	p.32
Triple Bottom	7 charts	p.36

RANGES & CHANNELS

Ascending Channel	6 charts	p.39
Descending Channel	7 charts	p.42

CONTINUATION

Bull Flag	7 charts	p.46
Bear Flag	7 charts	p.49
Cup and Handle	2 charts	p.53

BREAKS IN THIS BOOK

LLOYDSME	Head and Shoulders · weekly	BROKEN DOWN ↓	p.19
3MINDIA	Head and Shoulders · weekly	BROKEN DOWN ↓	p.20
OBEROIRLTY	Inverse Head and Shoulders · daily	BROKEN OUT ↑	p.23
IIFLCAPS	Double Top · weekly	BROKEN DOWN ↓	p.26
TATAPOWER	Double Top · weekly	BROKEN DOWN ↓	p.27
CRISIL	Double Top · weekly	BROKEN DOWN ↓	p.27
PAGEIND	Double Top · daily	BROKEN DOWN ↓	p.29
SKFINDIA	Double Top · weekly	BROKEN DOWN ↓	p.29
MARICO	Double Bottom · weekly	BROKEN OUT ↑	p.31
APLAPOLLO	Triple Top · weekly	BROKEN DOWN ↓	p.33
GANESHHOU	Triple Top · weekly	BROKEN DOWN ↓	p.33
ULTRACEMCO	Triple Bottom · weekly	BROKEN OUT ↑	p.36

#1 PGHH Ascending Triangle · Daily chart

Bullish bias FORMING



CLOSE (EOD)	TRIGGER	MEASURED TARGET	PATTERN SCORE
₹7,206	₹7,272 (0.9% away)	₹7,974 (+10.7%)	95 · 6 touches

Forming since 2026-10-01 (34 sessions) · verify on your own chart before acting

Open live chart on flashfinance.news →

#2 PNBHOUSING Ascending Triangle · Weekly chart

Bullish bias FORMING



CLOSE (EOD)	TRIGGER	MEASURED TARGET	PATTERN SCORE
₹1,180	₹1,217 (3.1% away)	₹1,435 (+21.6%)	106 · 8 touches

Forming since 2026-08-02 (17 weeks) · verify on your own chart before acting

Open live chart on flashfinance.news →

Educational only · AI-assisted, human-reviewed · verify prices and targets yourself · not investment advice · Mon 23 Nov 2026

#3 ICRA Ascending Triangle · Daily chart

Bullish bias FORMING



CLOSE (EOD)	TRIGGER	MEASURED TARGET	PATTERN SCORE
₹4,395	₹4,556 (3.7% away)	₹5,027 (+14.4%)	82 · 5 touches

Forming since 2026-09-30 (35 sessions) · verify on your own chart before acting

Open live chart on flashfinance.news →

#4 SHREMINVIT Ascending Triangle · Daily chart

Bullish bias FORMING

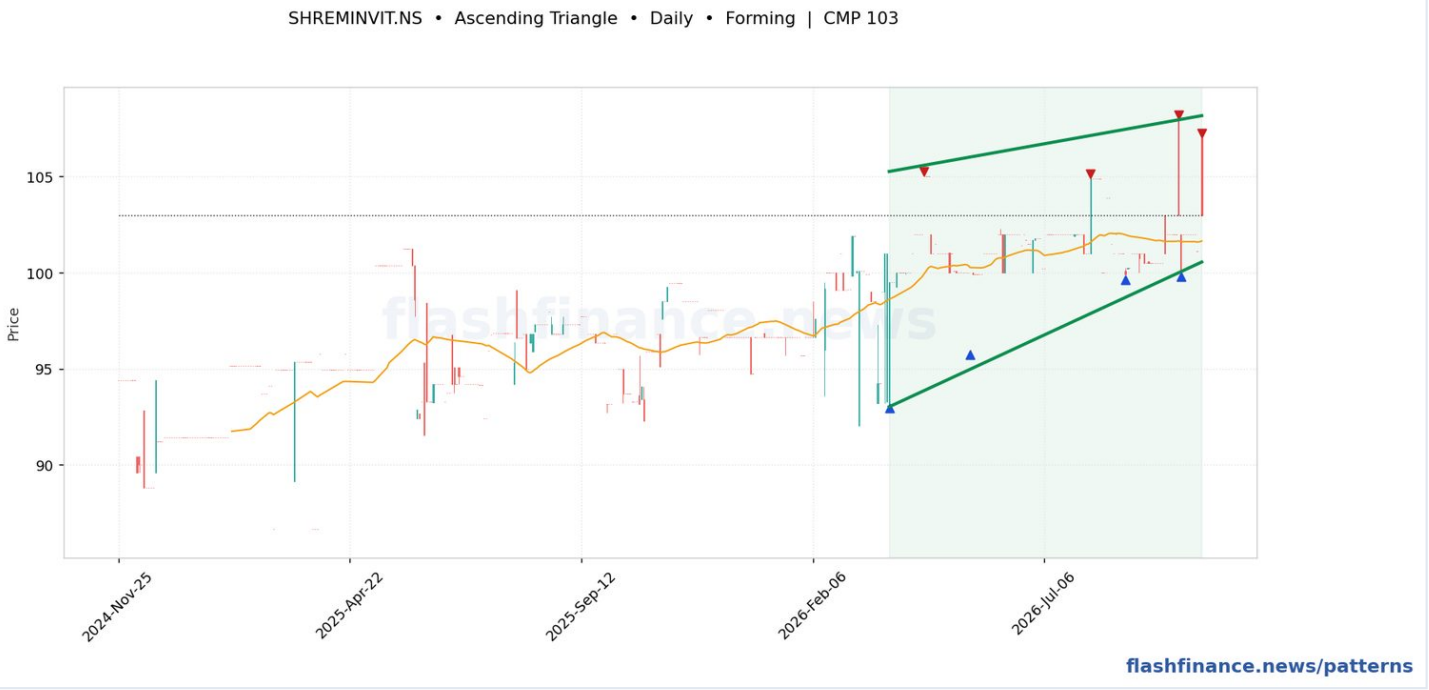

CLOSE (EOD)	TRIGGER	MEASURED TARGET	PATTERN SCORE
₹103	₹108 (5.0% away)	₹120 (+16.9%)	116 · 8 touches

Forming since 2026-03-27 (135 sessions) · verify on your own chart before acting

Open live chart on flashfinance.news →

Educational only · AI-assisted, human-reviewed · verify prices and targets yourself · not investment advice · Mon 23 Nov 2026

#5 GESHIP Ascending Triangle · Weekly chart

Bullish bias FORMING



CLOSE (EOD)	TRIGGER	MEASURED TARGET	PATTERN SCORE
₹1,538	₹1,647 (7.1% away)	₹2,038 (+32.5%)	80 · 6 touches

Forming since 2026-08-23 (14 weeks) · verify on your own chart before acting

Open live chart on flashfinance.news →

#6 INFY Ascending Triangle · Weekly chart

Bullish bias FORMING



CLOSE (EOD)	TRIGGER	MEASURED TARGET	PATTERN SCORE
₹1,103	₹1,200 (8.7% away)	₹1,508 (+36.7%)	90 · 6 touches

Forming since 2026-08-16 (15 weeks) · verify on your own chart before acting

Open live chart on flashfinance.news →

Educational only · AI-assisted, human-reviewed · verify prices and targets yourself · not investment advice · Mon 23 Nov 2026

#7 ONGC Descending Triangle · Daily chart

Bearish bias FORMING



CLOSE (EOD)	TRIGGER	MEASURED TARGET	PATTERN SCORE
₹223	₹222 (0.4% away)	₹195 (-12.4%)	73 · 4 touches

Forming since 2026-09-11 (48 sessions) · verify on your own chart before acting

Open live chart on flashfinance.news →

#8 TRAVELFOOD Descending Triangle · Weekly chart

Bearish bias FORMING



CLOSE (EOD)	TRIGGER	MEASURED TARGET	PATTERN SCORE
₹1,114	₹1,108 (0.5% away)	₹748 (-32.9%)	71 · 4 touches

Forming since 2026-08-30 (13 weeks) · verify on your own chart before acting

Open live chart on flashfinance.news →

Educational only · AI-assisted, human-reviewed · verify prices and targets yourself · not investment advice · Mon 23 Nov 2026

#9 VADILALIND Descending Triangle · Weekly chart

Bearish bias FORMING



CLOSE (EOD)	TRIGGER	MEASURED TARGET	PATTERN SCORE
₹6,893	₹6,808 (1.2% away)	₹5,459 (-20.8%)	90 · 6 touches

Forming since 2026-09-06 (12 weeks) · verify on your own chart before acting

Open live chart on flashfinance.news →

#10 TATASTEEL Descending Triangle · Weekly chart

Bearish bias FORMING



CLOSE (EOD)	TRIGGER	MEASURED TARGET	PATTERN SCORE
₹163	₹160 (1.5% away)	₹96.60 (-40.7%)	68 · 4 touches

Forming since 2026-05-17 (28 weeks) · verify on your own chart before acting

Open live chart on flashfinance.news →

Educational only · AI-assisted, human-reviewed · verify prices and targets yourself · not investment advice · Mon 23 Nov 2026

#11 CASTROLIND Descending Triangle · Daily chart

Bearish bias FORMING



CLOSE (EOD)	TRIGGER	MEASURED TARGET	PATTERN SCORE
₹190	₹184 (3.4% away)	₹160 (-16.0%)	74 · 4 touches

Forming since 2026-08-31 (57 sessions) · verify on your own chart before acting

Open live chart on flashfinance.news →

#12 NATCOPHARM Descending Triangle · Weekly chart

Bearish bias FORMING



CLOSE (EOD)	TRIGGER	MEASURED TARGET	PATTERN SCORE
₹807	₹774 (4.1% away)	₹582 (-27.8%)	59 · 4 touches

Forming since 2026-08-16 (15 weeks) · verify on your own chart before acting

Open live chart on flashfinance.news →

Educational only · AI-assisted, human-reviewed · verify prices and targets yourself · not investment advice · Mon 23 Nov 2026

#13 BATAINDIA Descending Triangle · Weekly chart

Bearish bias FORMING



CLOSE (EOD)	TRIGGER	MEASURED TARGET	PATTERN SCORE
₹627	₹600 (4.3% away)	₹435 (-30.6%)	64 · 4 touches

Forming since 2026-08-23 (14 weeks) · verify on your own chart before acting

Open live chart on flashfinance.news →

#14 SAGILITY Symmetrical Triangle · Weekly chart

Neutral bias FORMING



CLOSE (EOD)	TRIGGER	MEASURED TARGET	PATTERN SCORE
₹46.09	₹46.48 (0.8% away)	₹54.10 (+17.4%)	114 · 8 touches

Forming since 2026-08-02 (17 weeks) · verify on your own chart before acting

Open live chart on flashfinance.news →

#15 JSL Symmetrical Triangle · Weekly chart

Neutral bias FORMING



CLOSE (EOD)	TRIGGER	MEASURED TARGET	PATTERN SCORE
₹725	₹740 (2.1% away)	₹954 (+31.6%)	88 · 6 touches

Forming since 2026-06-14 (24 weeks) · verify on your own chart before acting

Open live chart on flashfinance.news →

#16 TORNTPHARM Symmetrical Triangle · Daily chart

Neutral bias FORMING



CLOSE (EOD)	TRIGGER	MEASURED TARGET	PATTERN SCORE
₹4,764	₹4,867 (2.2% away)	₹5,579 (+17.1%)	77 · 5 touches

Forming since 2026-09-24 (39 sessions) · verify on your own chart before acting

Open live chart on flashfinance.news →

Educational only · AI-assisted, human-reviewed · verify prices and targets yourself · not investment advice · Mon 23 Nov 2026

#17 MEDPLUS Symmetrical Triangle · Daily chart

Neutral bias FORMING



CLOSE (EOD)	TRIGGER	MEASURED TARGET	PATTERN SCORE
₹604	₹627 (3.6% away)	₹754 (+24.7%)	85 · 6 touches

Forming since 2026-09-23 (40 sessions) · verify on your own chart before acting

Open live chart on flashfinance.news →

#18 ASTRAZEN Symmetrical Triangle · Weekly chart

Neutral bias FORMING

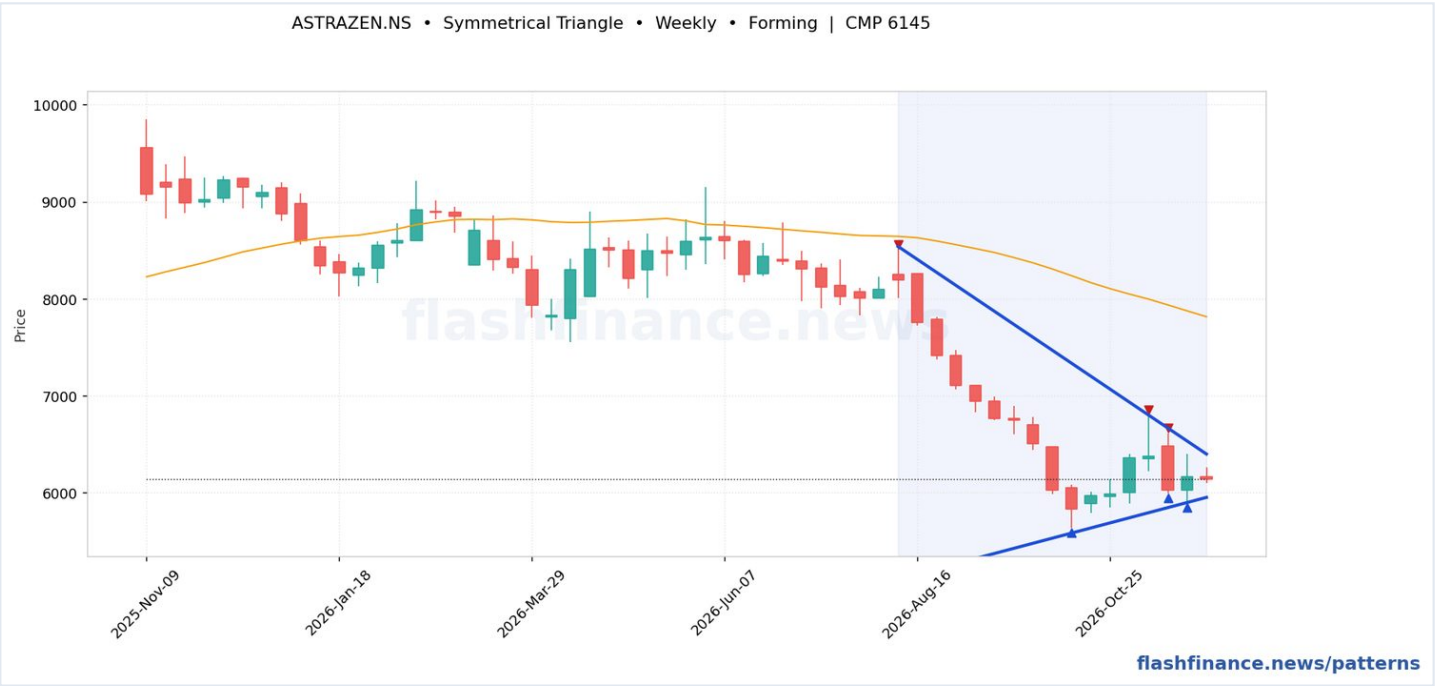

CLOSE (EOD)	TRIGGER	MEASURED TARGET	PATTERN SCORE
₹6,145	₹6,400 (4.1% away)	₹9,827 (+59.9%)	88 · 6 touches

Forming since 2026-08-09 (16 weeks) · verify on your own chart before acting

Open live chart on flashfinance.news →

#19 BERGEPAINT Symmetrical Triangle · Weekly chart

Neutral bias FORMING



CLOSE (EOD)	TRIGGER	MEASURED TARGET	PATTERN SCORE
₹462	₹496 (7.3% away)	₹642 (+38.9%)	72 · 4 touches

Forming since 2026-08-16 (15 weeks) · verify on your own chart before acting

Open live chart on flashfinance.news →

#20 LGBBROSLTD Rising Wedge · Weekly chart

Bearish bias FORMING



CLOSE (EOD)	TRIGGER	MEASURED TARGET	PATTERN SCORE
₹1,604	₹1,601 (0.2% away)	₹1,283 (-20.0%)	88 · 6 touches

Forming since 2026-05-17 (28 weeks) · verify on your own chart before acting

Open live chart on flashfinance.news →

Educational only · AI-assisted, human-reviewed · verify prices and targets yourself · not investment advice · Mon 23 Nov 2026

#21 HAL Rising Wedge · Weekly chart

Bearish bias FORMING



CLOSE (EOD)	TRIGGER	MEASURED TARGET	PATTERN SCORE
₹4,780	₹4,666 (2.4% away)	₹3,744 (-21.7%)	84 · 6 touches

Forming since 2026-05-17 (28 weeks) · verify on your own chart before acting

Open live chart on flashfinance.news →

#22 MPHASIS Rising Wedge · Weekly chart

Bearish bias FORMING



CLOSE (EOD)	TRIGGER	MEASURED TARGET	PATTERN SCORE
₹2,468	₹2,360 (4.4% away)	₹1,760 (-28.7%)	72 · 4 touches

Forming since 2026-08-16 (15 weeks) · verify on your own chart before acting

Open live chart on flashfinance.news →

Educational only · AI-assisted, human-reviewed · verify prices and targets yourself · not investment advice · Mon 23 Nov 2026

#23 HCLTECH Rising Wedge · Weekly chart

Bearish bias FORMING



CLOSE (EOD)	TRIGGER	MEASURED TARGET	PATTERN SCORE
₹1,364	₹1,266 (7.2% away)	₹906 (-33.6%)	81 · 6 touches

Forming since 2026-06-07 (25 weeks) · verify on your own chart before acting

Open live chart on flashfinance.news →

#24 PERSISTENT Rising Wedge · Weekly chart

Bearish bias FORMING



CLOSE (EOD)	TRIGGER	MEASURED TARGET	PATTERN SCORE
₹6,282	₹5,791 (7.8% away)	₹4,322 (-31.2%)	94 · 7 touches

Forming since 2026-06-14 (24 weeks) · verify on your own chart before acting

Open live chart on flashfinance.news →

#25 NYKAA Rising Wedge · Weekly chart

Bearish bias FORMING



CLOSE (EOD)	TRIGGER	MEASURED TARGET	PATTERN SCORE
₹357	₹326 (8.8% away)	₹241 (-32.5%)	82 · 6 touches

Forming since 2026-06-14 (24 weeks) · verify on your own chart before acting

Open live chart on flashfinance.news →

#26 TFCILTD Rising Wedge · Weekly chart

Bearish bias FORMING

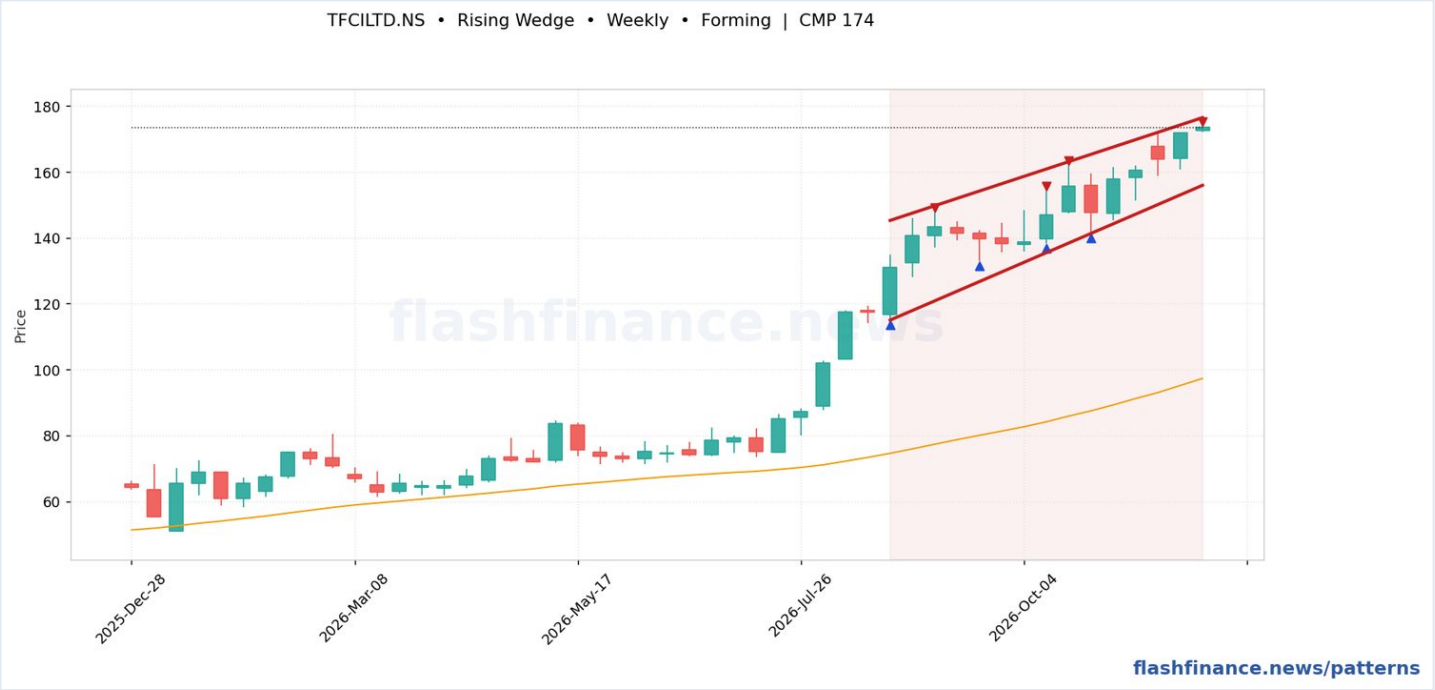

CLOSE (EOD)	TRIGGER	MEASURED TARGET	PATTERN SCORE
₹174	₹156 (10.1% away)	₹126 (-27.6%)	105 · 8 touches

Forming since 2026-08-23 (14 weeks) · verify on your own chart before acting

Open live chart on flashfinance.news →

Educational only · AI-assisted, human-reviewed · verify prices and targets yourself · not investment advice · Mon 23 Nov 2026

#27 GRANULES Falling Wedge · Weekly chart

Bullish bias FORMING



CLOSE (EOD)	TRIGGER	MEASURED TARGET	PATTERN SCORE
₹838	₹843 (0.6% away)	₹1,017 (+21.4%)	106 · 8 touches

Forming since 2026-08-09 (16 weeks) · verify on your own chart before acting

Open live chart on flashfinance.news →

#28 SRF Falling Wedge · Weekly chart

Bullish bias FORMING



CLOSE (EOD)	TRIGGER	MEASURED TARGET	PATTERN SCORE
₹2,515	₹2,540 (1.0% away)	₹3,134 (+24.6%)	73 · 4 touches

Forming since 2026-05-24 (27 weeks) · verify on your own chart before acting

Open live chart on flashfinance.news →

Educational only · AI-assisted, human-reviewed · verify prices and targets yourself · not investment advice · Mon 23 Nov 2026

#29 BIRET Falling Wedge · Daily chart

Bullish bias FORMING

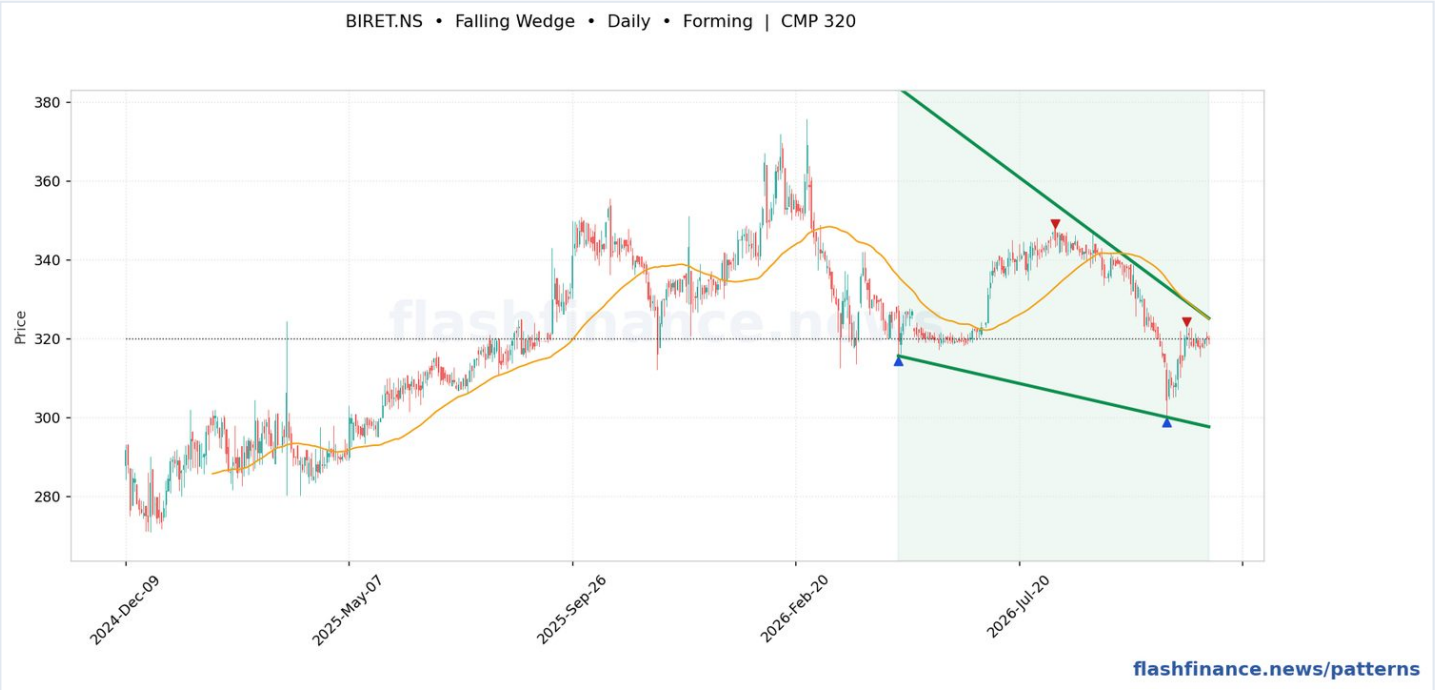

CLOSE (EOD)	TRIGGER	MEASURED TARGET	PATTERN SCORE
₹320	₹325 (1.6% away)	₹393 (+22.9%)	80 · 4 touches

Forming since 2026-05-05 (139 sessions) · verify on your own chart before acting

Open live chart on flashfinance.news →

#30 AUBANK Falling Wedge · Weekly chart

Bullish bias FORMING



CLOSE (EOD)	TRIGGER	MEASURED TARGET	PATTERN SCORE
₹984	₹1,000 (1.7% away)	₹1,256 (+27.7%)	72 · 4 touches

Forming since 2026-07-26 (18 weeks) · verify on your own chart before acting

Open live chart on flashfinance.news →

Educational only · AI-assisted, human-reviewed · verify prices and targets yourself · not investment advice · Mon 23 Nov 2026

#31 UTIAMC Falling Wedge · Weekly chart

Bullish bias FORMING



CLOSE (EOD)	TRIGGER	MEASURED TARGET	PATTERN SCORE
₹835	₹850 (1.8% away)	₹1,040 (+24.6%)	89 · 6 touches

Forming since 2026-06-14 (24 weeks) · verify on your own chart before acting

Open live chart on flashfinance.news →

#32 RALLIS Falling Wedge · Weekly chart

Bullish bias FORMING



CLOSE (EOD)	TRIGGER	MEASURED TARGET	PATTERN SCORE
₹187	₹191 (1.9% away)	₹238 (+27.3%)	91 · 6 touches

Forming since 2026-05-03 (30 weeks) · verify on your own chart before acting

Open live chart on flashfinance.news →

Educational only · AI-assisted, human-reviewed · verify prices and targets yourself · not investment advice · Mon 23 Nov 2026

#33 BLUEDART Falling Wedge · Weekly chart

Bullish bias FORMING



CLOSE (EOD)	TRIGGER	MEASURED TARGET	PATTERN SCORE
₹4,446	₹4,538 (2.1% away)	₹6,377 (+43.4%)	73 · 4 touches

Forming since 2026-06-14 (24 weeks) · verify on your own chart before acting

Open live chart on flashfinance.news →

#34 LLOYDSME Head and Shoulders · Weekly chart

Bearish bias BROKEN DOWN ↓



CLOSE (EOD)	BROKE AT	MEASURED TARGET	PATTERN SCORE
₹1,700	₹1,787 (1 bar ago)	₹1,377 (-19.0%)	100 · 5 touches

Forming since 2026-05-31 (26 weeks) · verify on your own chart before acting

Open live chart on flashfinance.news →

Educational only · AI-assisted, human-reviewed · verify prices and targets yourself · not investment advice · Mon 23 Nov 2026

#35 SWARAJENG Head and Shoulders · Daily chart

Bearish bias FORMING



CLOSE (EOD)	TRIGGER	MEASURED TARGET	PATTERN SCORE
₹3,439	₹3,285 (4.5% away)	₹2,621 (-23.8%)	88 · 5 touches

Forming since 2026-09-07 (52 sessions) · verify on your own chart before acting Open live chart on flashfinance.news →

#36 3MINDIA Head and Shoulders · Weekly chart

Bearish bias BROKEN DOWN ↓

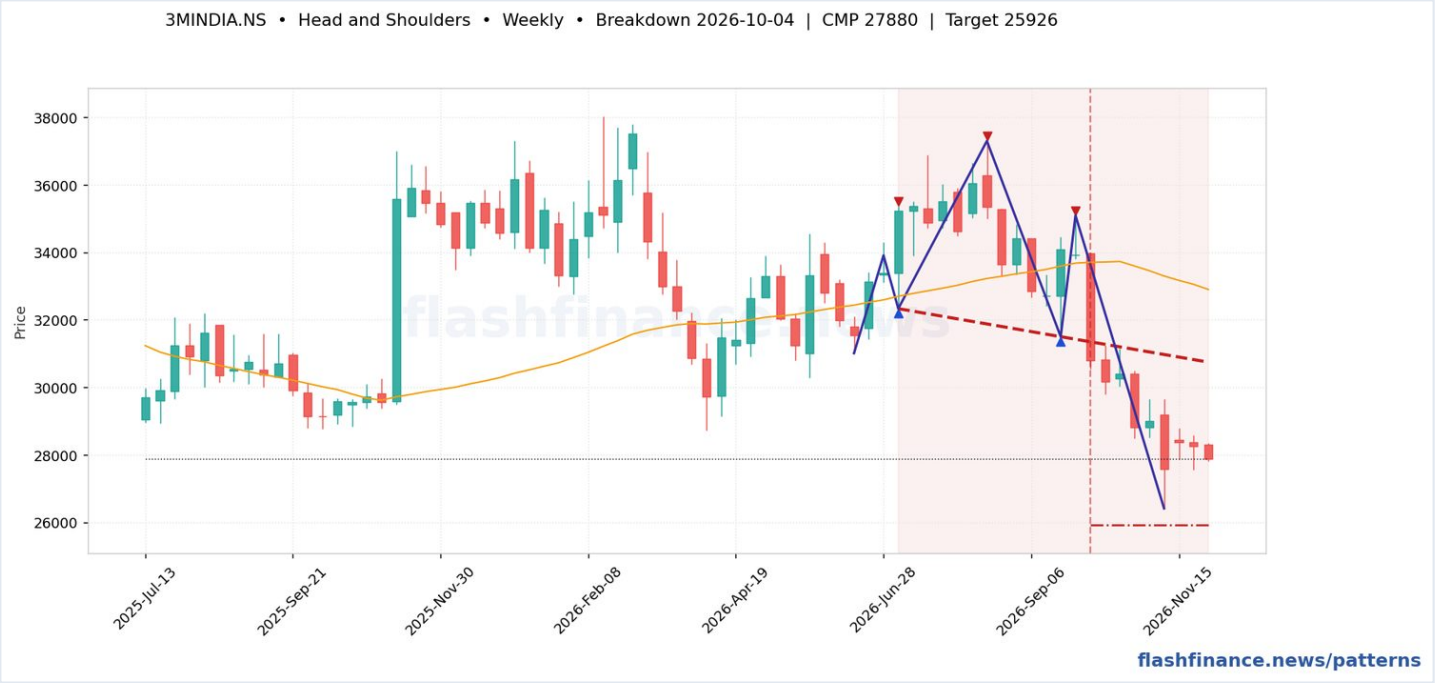

CLOSE (EOD)	BROKE AT	MEASURED TARGET	PATTERN SCORE
₹27,880	₹31,349 (8 bars ago)	₹25,926 (-7.0%)	102 · 5 touches

Forming since 2026-07-05 (21 weeks) · break volume 1.9x avg · verify on your own chart before acting Open live chart on flashfinance.news →

Educational only · AI-assisted, human-reviewed · verify prices and targets yourself · not investment advice · Mon 23 Nov 2026

#37 NXST Head and Shoulders · Daily chart

Bearish bias FORMING



CLOSE (EOD)	TRIGGER	MEASURED TARGET	PATTERN SCORE
₹163	₹154 (5.2% away)	₹116 (-28.8%)	93 · 5 touches

Forming since 2026-05-14 (132 sessions) · verify on your own chart before acting

Open live chart on flashfinance.news →

#38 GRASIM Head and Shoulders · Weekly chart

Bearish bias FORMING



CLOSE (EOD)	TRIGGER	MEASURED TARGET	PATTERN SCORE
₹3,075	₹2,816 (8.4% away)	₹2,257 (-26.6%)	87 · 5 touches

Forming since 2026-05-24 (27 weeks) · verify on your own chart before acting

Open live chart on flashfinance.news →

Educational only · AI-assisted, human-reviewed · verify prices and targets yourself · not investment advice · Mon 23 Nov 2026

#39 BHEL Head and Shoulders · Weekly chart

Bearish bias FORMING

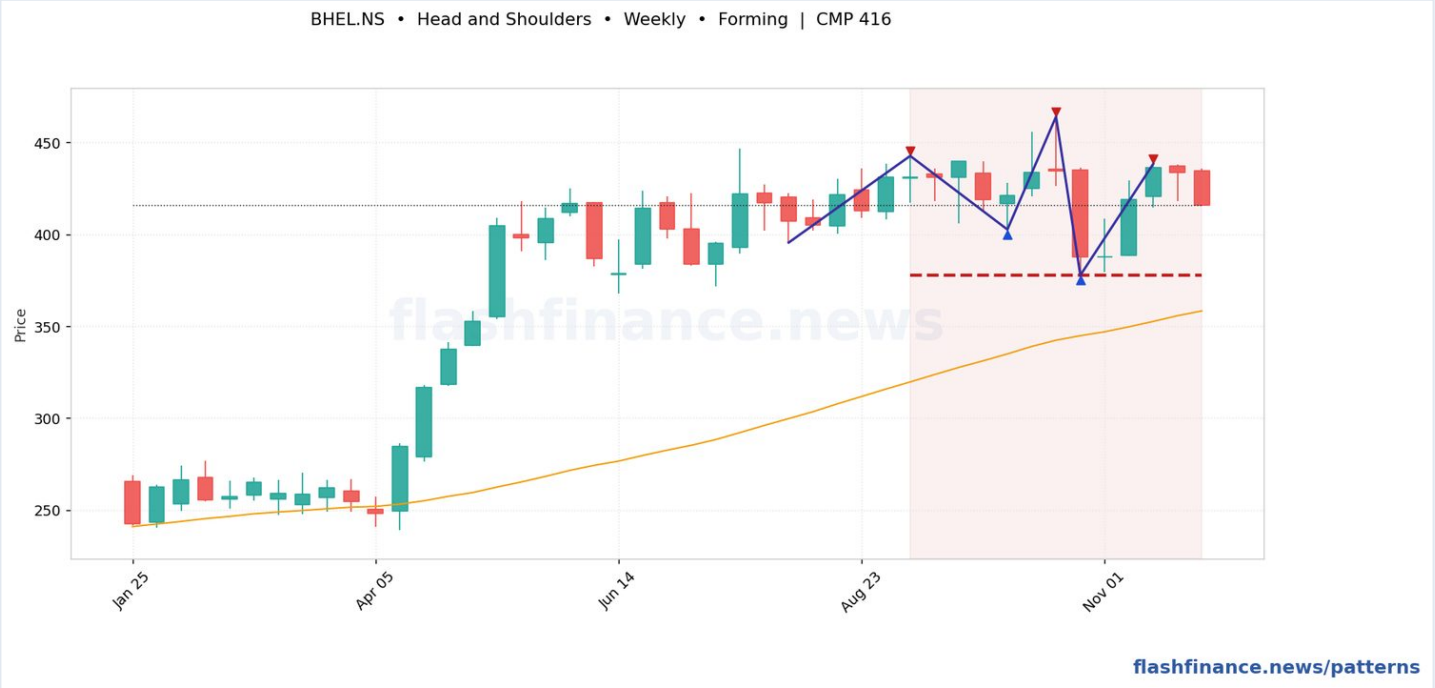

CLOSE (EOD)	TRIGGER	MEASURED TARGET	PATTERN SCORE
₹416	₹378 (9.1% away)	₹291 (-29.9%)	85 · 5 touches

Forming since 2026-09-06 (12 weeks) · verify on your own chart before acting

Open live chart on flashfinance.news →

#40 HEROMOTOCO Head and Shoulders · Weekly chart

Bearish bias FORMING



CLOSE (EOD)	TRIGGER	MEASURED TARGET	PATTERN SCORE
₹5,535	₹4,902 (11.4% away)	₹3,702 (-33.1%)	87 · 5 touches

Forming since 2026-05-10 (29 weeks) · verify on your own chart before acting

Open live chart on flashfinance.news →

#41 OBEROIRLTY Inverse Head and Shoulders · Daily chart

Bullish bias BROKEN OUT ↑



CLOSE (EOD)	BROKE AT	MEASURED TARGET	PATTERN SCORE
₹1,860	₹1,825 (1 bar ago)	₹2,108 (+13.4%)	101 · 5 touches

Forming since 2026-09-16 (45 sessions) · verify on your own chart before acting

Open live chart on flashfinance.news →

#42 MARUTI Inverse Head and Shoulders · Weekly chart

Bullish bias FORMING



CLOSE (EOD)	TRIGGER	MEASURED TARGET	PATTERN SCORE
₹14,010	₹14,021 (0.1% away)	₹17,188 (+22.7%)	86 · 5 touches

Forming since 2026-07-26 (18 weeks) · verify on your own chart before acting

Open live chart on flashfinance.news →

Educational only · AI-assisted, human-reviewed · verify prices and targets yourself · not investment advice · Mon 23 Nov 2026

#43 BANKBARODA Inverse Head and Shoulders · Weekly chart

Bullish bias FORMING



CLOSE (EOD)	TRIGGER	MEASURED TARGET	PATTERN SCORE
₹276	₹276 (0.1% away)	₹332 (+20.5%)	87 · 5 touches

Forming since 2026-05-24 (27 weeks) · verify on your own chart before acting

Open live chart on flashfinance.news →

#44 INDIGO Inverse Head and Shoulders · Weekly chart

Bullish bias FORMING



CLOSE (EOD)	TRIGGER	MEASURED TARGET	PATTERN SCORE
₹5,523	₹5,485 (0.7% away)	₹6,512 (+17.9%)	86 · 5 touches

Forming since 2026-07-26 (18 weeks) · verify on your own chart before acting

Open live chart on flashfinance.news →

Educational only · AI-assisted, human-reviewed · verify prices and targets yourself · not investment advice · Mon 23 Nov 2026

#45 GODREJCP Inverse Head and Shoulders · Daily chart

Bullish bias FORMING



CLOSE (EOD)	TRIGGER	MEASURED TARGET	PATTERN SCORE
₹912	₹906 (0.7% away)	₹1,017 (+11.5%)	86 · 5 touches

Forming since 2026-10-05 (33 sessions) · verify on your own chart before acting

Open live chart on flashfinance.news →

#46 GLENMARK Inverse Head and Shoulders · Weekly chart

Bullish bias FORMING



CLOSE (EOD)	TRIGGER	MEASURED TARGET	PATTERN SCORE
₹2,657	₹2,682 (1.0% away)	₹3,263 (+22.8%)	85 · 5 touches

Forming since 2026-08-30 (13 weeks) · verify on your own chart before acting

Open live chart on flashfinance.news →

Educational only · AI-assisted, human-reviewed · verify prices and targets yourself · not investment advice · Mon 23 Nov 2026

#47 IGL Inverse Head and Shoulders · Weekly chart

Bullish bias FORMING



CLOSE (EOD)	TRIGGER	MEASURED TARGET	PATTERN SCORE
₹153	₹155 (1.0% away)	₹185 (+20.8%)	85 · 5 touches

Forming since 2026-08-30 (13 weeks) · verify on your own chart before acting

Open live chart on flashfinance.news →

#48 IIFLCAPS Double Top · Weekly chart

Bearish bias BROKEN DOWN ↓



CLOSE (EOD)	BROKE AT	MEASURED TARGET	PATTERN SCORE
₹318	₹332 (today)	₹296 (-7.0%)	74 · 3 touches

Forming since 2026-05-10 (29 weeks) · verify on your own chart before acting

Open live chart on flashfinance.news →

Educational only · AI-assisted, human-reviewed · verify prices and targets yourself · not investment advice · Mon 23 Nov 2026

#49 TATAPOWER Double Top · Weekly chart

Bearish bias BROKEN DOWN ↓



CLOSE (EOD)	BROKE AT	MEASURED TARGET	PATTERN SCORE
₹328	₹333 (today)	₹288 (-12.1%)	72 · 3 touches

Forming since 2026-08-30 (13 weeks) · verify on your own chart before acting

Open live chart on flashfinance.news →

#50 CRISIL Double Top · Weekly chart

Bearish bias BROKEN DOWN ↓



CLOSE (EOD)	BROKE AT	MEASURED TARGET	PATTERN SCORE
₹4,035	₹4,345 (1 bar ago)	₹3,818 (-5.4%)	72 · 3 touches

Forming since 2026-09-06 (12 weeks) · verify on your own chart before acting

Open live chart on flashfinance.news →

Educational only · AI-assisted, human-reviewed · verify prices and targets yourself · not investment advice · Mon 23 Nov 2026

Go beyond these charts, for free

The charts in this book are a starting point. On flashfinance.news every NSE stock has its own technical pages, rebuilt after every market close. They are free and need no login. Five steps to get the most from them:

1 Check any stock's Technical Setup

One page per stock: a 0-100 technical score with every rule it passed or failed, the trend on daily, weekly and monthly charts, RSI, MACD and ADX, the nearest support and resistance, and its strength against the Nifty 50 and its sector.

Technical Setup (type any stock) · Example: Reliance

2 Study the chart yourself

Interactive charts with 20+ indicators, auto-drawn support and resistance levels with their bounce rates, and trendlines. Type any NSE symbol after /technicals/, for example flashfinance.news/technicals/TCS.

Indicator Studio · Support & Resistance · Trendlines

3 Find more stocks with a setup you like

Build your own screen from about 200 technical fields, or open a ready-made one: RSI oversold, above the 200-day average, golden cross, volume breakouts and more. Chart patterns, candlesticks and divergences are scanned after every close.

Technical Screener · Chart Patterns · Candlesticks · Divergences

4 Read the whole market first

Before picking stocks, see how many stocks are really rising, which sectors lead and which index stocks move the Nifty today.

Market Breadth · Sector Rotation · Nifty 50 Heatmap

5 Test an idea before you trust it

Read the exact rules of classic strategies and see which stocks trigger them today, or describe your own strategy in plain English and test it on any stock.

Strategy Library · AI Backtester

LEARN THE BASICS RSI · MACD · Moving averages · Support & resistance · Candlestick patterns · Divergence · All terms

Find them any time: the Research menu at the top of every page, or the buttons under the company name on any stock page.

The complete guide, with a direct link to every technical tool

flashfinance.news/technical-analysis-guide/

Educational only · AI-assisted, human-reviewed · verify prices and targets yourself · not investment advice · Mon 23 Nov 2026

#51 PAGEIND Double Top · Daily chart

Bearish bias BROKEN DOWN ↓



CLOSE (EOD)	BROKE AT	MEASURED TARGET	PATTERN SCORE
₹30,100	₹33,155 (6 bars ago)	₹27,845 (-7.5%)	76 · 3 touches

Forming since 2026-10-06 (32 sessions) · break volume 8.7x avg · verify on your own chart before acting Open live chart on flashfinance.news →

#52 SKFINDIA Double Top · Weekly chart

Bearish bias BROKEN DOWN ↓



CLOSE (EOD)	BROKE AT	MEASURED TARGET	PATTERN SCORE
₹1,444	₹1,488 (8 bars ago)	₹1,293 (-10.5%)	68 · 3 touches

Forming since 2026-08-23 (14 weeks) · verify on your own chart before acting Open live chart on flashfinance.news →

Educational only · AI-assisted, human-reviewed · verify prices and targets yourself · not investment advice · Mon 23 Nov 2026

#53 INDUSTOWER Double Top · Weekly chart

Bearish bias FORMING



CLOSE (EOD)	TRIGGER	MEASURED TARGET	PATTERN SCORE
₹380	₹356 (6.5% away)	₹296 (-22.1%)	59 · 3 touches

Forming since 2026-07-19 (19 weeks) · verify on your own chart before acting

Open live chart on flashfinance.news →

#54 MGL Double Top · Weekly chart

Bearish bias FORMING



CLOSE (EOD)	TRIGGER	MEASURED TARGET	PATTERN SCORE
₹1,089	₹1,000 (8.2% away)	₹821 (-24.6%)	59 · 3 touches

Forming since 2026-08-02 (17 weeks) · verify on your own chart before acting

Open live chart on flashfinance.news →

Educational only · AI-assisted, human-reviewed · verify prices and targets yourself · not investment advice · Mon 23 Nov 2026

#55 MARICO Double Bottom · Weekly chart

Bullish bias BROKEN OUT ↑



CLOSE (EOD)	BROKE AT	MEASURED TARGET	PATTERN SCORE
₹920	₹889 (3 bars ago)	₹1,021 (+11.1%)	78 · 3 touches

Forming since 2026-05-10 (29 weeks) · break volume 3.2x avg · verify on your own chart before acting Open live chart on flashfinance.news →

#56 LT Double Bottom · Daily chart

Bullish bias FORMING



CLOSE (EOD)	TRIGGER	MEASURED TARGET	PATTERN SCORE
₹4,100	₹4,125 (0.6% away)	₹4,658 (+13.6%)	63 · 3 touches

Forming since 2026-07-24 (83 sessions) · verify on your own chart before acting Open live chart on flashfinance.news →

Educational only · AI-assisted, human-reviewed · verify prices and targets yourself · not investment advice · Mon 23 Nov 2026

#57 BOSCHLTD Double Bottom · Weekly chart

Bullish bias FORMING



CLOSE (EOD)	TRIGGER	MEASURED TARGET	PATTERN SCORE
₹48,800	₹50,000 (2.5% away)	₹57,380 (+17.6%)	59 · 3 touches

Forming since 2026-08-16 (15 weeks) · verify on your own chart before acting

Open live chart on flashfinance.news →

#58 EMBASSY Triple Top · Daily chart

Bearish bias FORMING



CLOSE (EOD)	TRIGGER	MEASURED TARGET	PATTERN SCORE
₹422	₹410 (2.8% away)	₹365 (-13.4%)	93 · 5 touches

Forming since 2026-03-12 (173 sessions) · verify on your own chart before acting

Open live chart on flashfinance.news →

Educational only · AI-assisted, human-reviewed · verify prices and targets yourself · not investment advice · Mon 23 Nov 2026

#59 APLAPOLLO Triple Top · Weekly chart

Bearish bias BROKEN DOWN ↓



CLOSE (EOD)	BROKE AT	MEASURED TARGET	PATTERN SCORE
₹1,670	₹1,947 (today)	₹1,591 (-4.7%)	102 · 5 touches

Forming since 2026-09-06 (12 weeks) · break volume 8.1x avg · verify on your own chart before acting Open live chart on flashfinance.news →

#60 GANESHHOU Triple Top · Weekly chart

Bearish bias BROKEN DOWN ↓



CLOSE (EOD)	BROKE AT	MEASURED TARGET	PATTERN SCORE
₹651	₹728 (8 bars ago)	₹567 (-12.9%)	92 · 5 touches

Forming since 2026-07-19 (19 weeks) · verify on your own chart before acting Open live chart on flashfinance.news →

Educational only · AI-assisted, human-reviewed · verify prices and targets yourself · not investment advice · Mon 23 Nov 2026

#61 IRBINVIT Triple Top · Daily chart

Bearish bias FORMING



CLOSE (EOD)	TRIGGER	MEASURED TARGET	PATTERN SCORE
₹60.49	₹57.05 (5.7% away)	₹48.85 (-19.2%)	95 · 5 touches

Forming since 2026-01-27 (202 sessions) · verify on your own chart before acting

Open live chart on flashfinance.news →

#62 CIPLA Triple Top · Weekly chart

Bearish bias FORMING



CLOSE (EOD)	TRIGGER	MEASURED TARGET	PATTERN SCORE
₹1,400	₹1,298 (7.3% away)	₹1,090 (-22.1%)	84 · 5 touches

Forming since 2026-05-17 (28 weeks) · verify on your own chart before acting

Open live chart on flashfinance.news →

Educational only · AI-assisted, human-reviewed · verify prices and targets yourself · not investment advice · Mon 23 Nov 2026

#63 KAJARIACER Triple Top · Weekly chart

Bearish bias FORMING

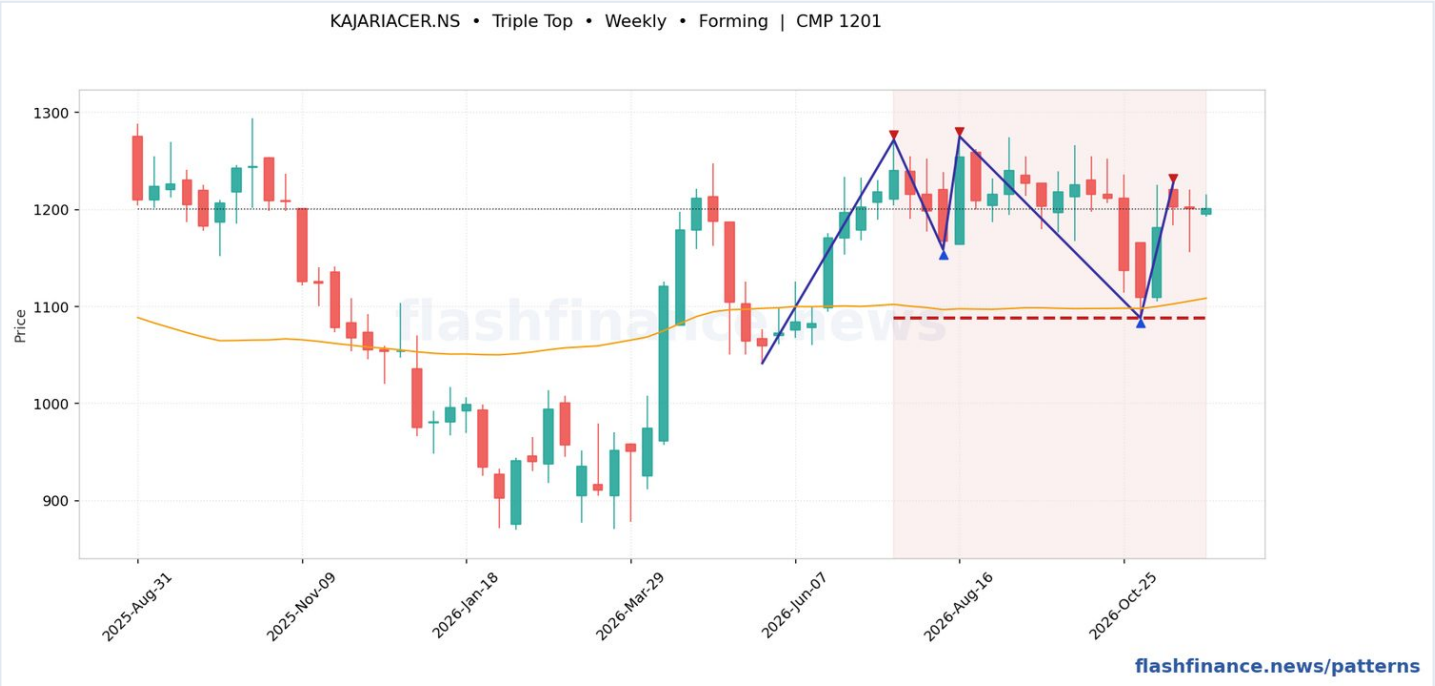

CLOSE (EOD)	TRIGGER	MEASURED TARGET	PATTERN SCORE
₹1,201	₹1,088 (9.4% away)	₹901 (-25.0%)	83 · 5 touches

Forming since 2026-07-19 (19 weeks) · verify on your own chart before acting

Open live chart on flashfinance.news →

#64 JSWSTEEL Triple Top · Weekly chart

Bearish bias FORMING

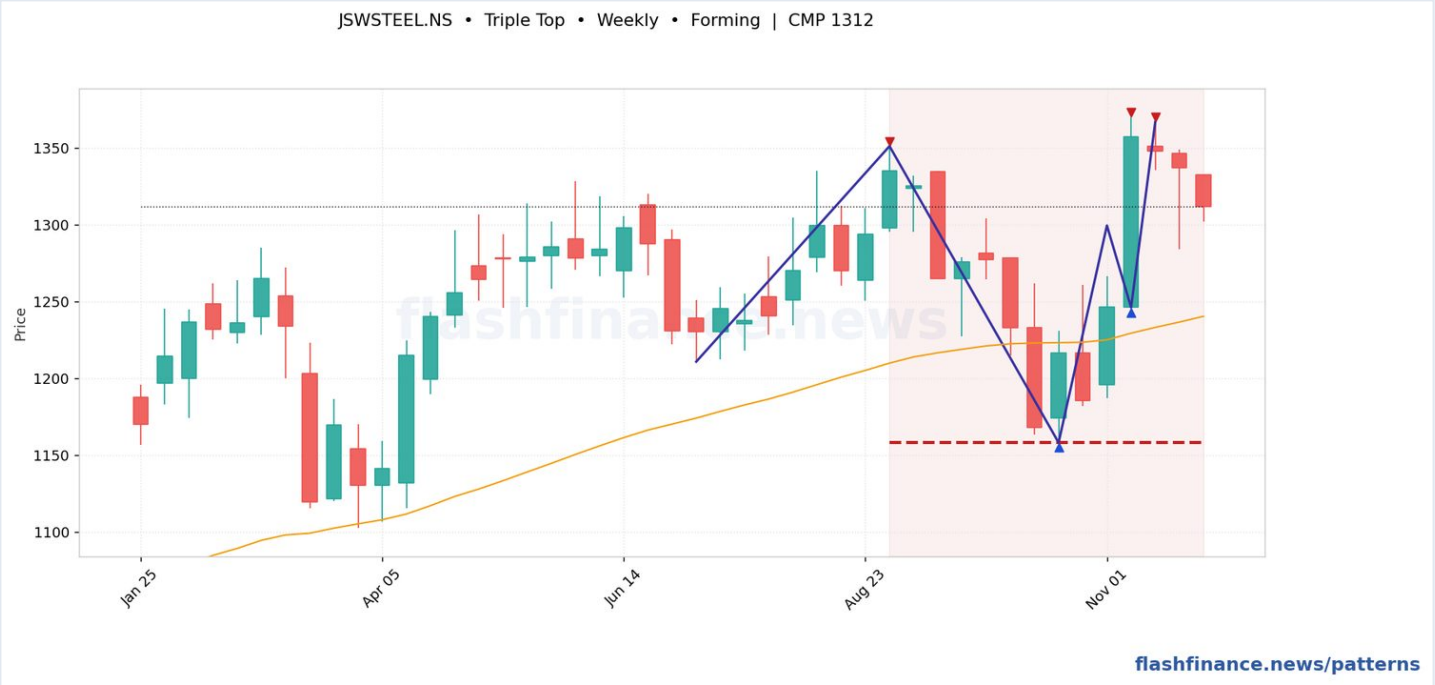

CLOSE (EOD)	TRIGGER	MEASURED TARGET	PATTERN SCORE
₹1,312	₹1,158 (11.7% away)	₹946 (-27.9%)	82 · 5 touches

Forming since 2026-08-30 (13 weeks) · verify on your own chart before acting

Open live chart on flashfinance.news →

Educational only · AI-assisted, human-reviewed · verify prices and targets yourself · not investment advice · Mon 23 Nov 2026

#65 ULTRACEMCO Triple Bottom · Weekly chart

Bullish bias BROKEN OUT ↑



CLOSE (EOD)	BROKE AT	MEASURED TARGET	PATTERN SCORE
₹12,650	₹12,193 (1 bar ago)	₹13,978 (+10.5%)	98 · 5 touches

Forming since 2026-04-12 (33 weeks) · verify on your own chart before acting

Open live chart on flashfinance.news →

#66 EICHERMOT Triple Bottom · Weekly chart

Bullish bias FORMING



CLOSE (EOD)	TRIGGER	MEASURED TARGET	PATTERN SCORE
₹8,172	₹8,165 (0.1% away)	₹9,578 (+17.2%)	84 · 5 touches

Forming since 2026-05-24 (27 weeks) · verify on your own chart before acting

Open live chart on flashfinance.news →

Educational only · AI-assisted, human-reviewed · verify prices and targets yourself · not investment advice · Mon 23 Nov 2026

#67 INDIANB Triple Bottom · Weekly chart

Bullish bias FORMING



CLOSE (EOD)	TRIGGER	MEASURED TARGET	PATTERN SCORE
₹933	₹930 (0.3% away)	₹1,052 (+12.8%)	84 · 5 touches

Forming since 2026-05-17 (28 weeks) · verify on your own chart before acting

Open live chart on flashfinance.news →

#68 SBIN Triple Bottom · Weekly chart

Bullish bias FORMING



CLOSE (EOD)	TRIGGER	MEASURED TARGET	PATTERN SCORE
₹1,133	₹1,128 (0.4% away)	₹1,316 (+16.2%)	85 · 5 touches

Forming since 2026-04-05 (34 weeks) · verify on your own chart before acting

Open live chart on flashfinance.news →

Educational only · AI-assisted, human-reviewed · verify prices and targets yourself · not investment advice · Mon 23 Nov 2026

#69 KPRMILL Triple Bottom · Weekly chart

Bullish bias FORMING



CLOSE (EOD)	TRIGGER	MEASURED TARGET	PATTERN SCORE
₹1,207	₹1,198 (0.7% away)	₹1,405 (+16.4%)	83 · 5 touches

Forming since 2026-08-02 (17 weeks) · verify on your own chart before acting

Open live chart on flashfinance.news →

#70 AXISBANK Triple Bottom · Weekly chart

Bullish bias FORMING



CLOSE (EOD)	TRIGGER	MEASURED TARGET	PATTERN SCORE
₹1,389	₹1,400 (0.8% away)	₹1,625 (+17.0%)	84 · 5 touches

Forming since 2026-05-24 (27 weeks) · verify on your own chart before acting

Open live chart on flashfinance.news →

Educational only · AI-assisted, human-reviewed · verify prices and targets yourself · not investment advice · Mon 23 Nov 2026

#71 MANKIND Triple Bottom · Weekly chart

Bullish bias FORMING



CLOSE (EOD)	TRIGGER	MEASURED TARGET	PATTERN SCORE
₹2,615	₹2,642 (1.0% away)	₹3,088 (+18.1%)	84 · 5 touches

Forming since 2026-06-07 (25 weeks) · verify on your own chart before acting

Open live chart on flashfinance.news →

#72 KOVAI Ascending Channel · Weekly chart

Bullish bias FORMING

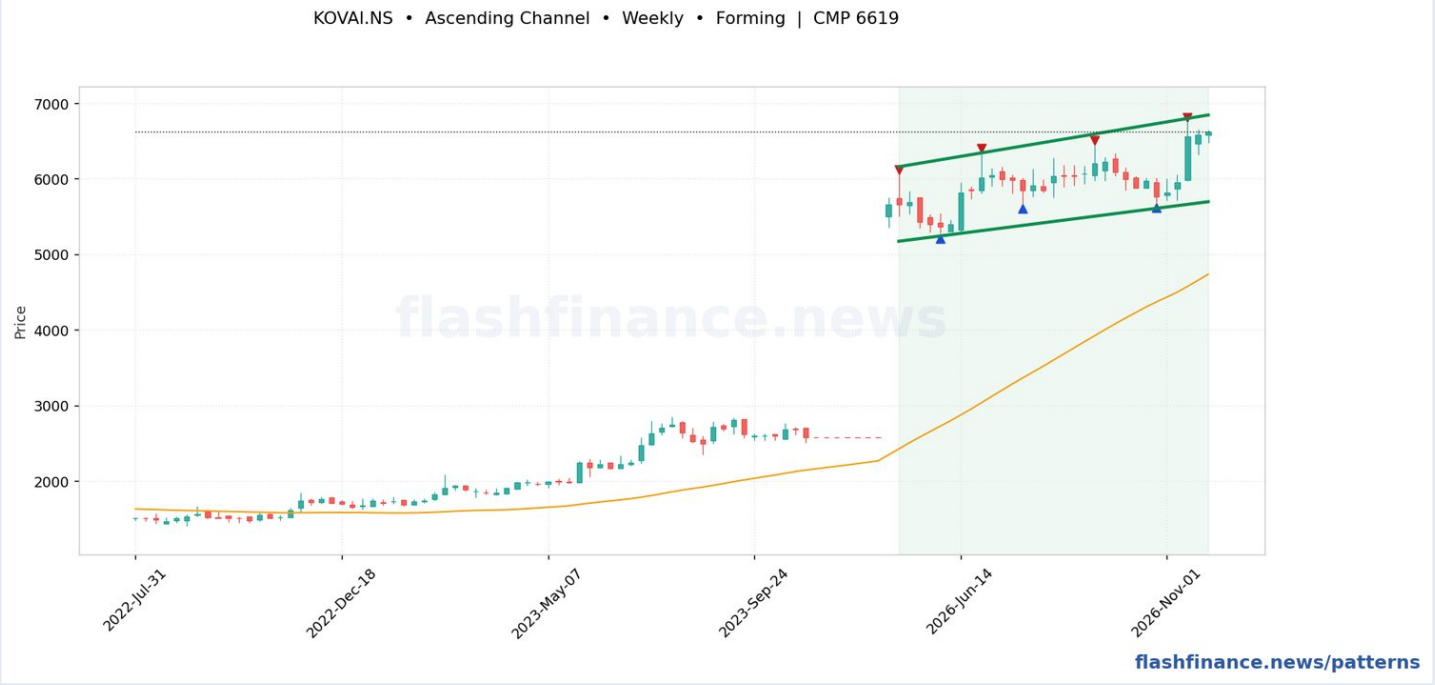

CLOSE (EOD)	TRIGGER	MEASURED TARGET	PATTERN SCORE
₹6,619	₹6,842 (3.4% away)	₹7,829 (+18.3%)	88 · 7 touches

Forming since 2026-05-03 (30 weeks) · verify on your own chart before acting

Open live chart on flashfinance.news →

Educational only · AI-assisted, human-reviewed · verify prices and targets yourself · not investment advice · Mon 23 Nov 2026

#73 BAJAJHLDNG Ascending Channel · Weekly chart

Bullish bias FORMING



CLOSE (EOD)	TRIGGER	MEASURED TARGET	PATTERN SCORE
₹11,541	₹11,955 (3.6% away)	₹13,688 (+18.6%)	100 · 8 touches

Forming since 2026-06-14 (24 weeks) · verify on your own chart before acting

Open live chart on flashfinance.news →

#74 PGINVIT Ascending Channel · Daily chart

Bullish bias FORMING



CLOSE (EOD)	TRIGGER	MEASURED TARGET	PATTERN SCORE
₹104	₹108 (3.9% away)	₹117 (+12.9%)	119 · 8 touches

Forming since 2025-12-19 (228 sessions) · verify on your own chart before acting

Open live chart on flashfinance.news →

Educational only · AI-assisted, human-reviewed · verify prices and targets yourself · not investment advice · Mon 23 Nov 2026

#75 ICICIBANK Ascending Channel · Weekly chart

Bullish bias FORMING



CLOSE (EOD)	TRIGGER	MEASURED TARGET	PATTERN SCORE
₹1,586	₹1,653 (4.2% away)	₹1,931 (+21.8%)	88 · 7 touches

Forming since 2026-04-26 (31 weeks) · verify on your own chart before acting

Open live chart on flashfinance.news →

#76 GPPL Ascending Channel · Weekly chart

Bullish bias FORMING



CLOSE (EOD)	TRIGGER	MEASURED TARGET	PATTERN SCORE
₹175	₹183 (4.4% away)	₹210 (+19.8%)	90 · 7 touches

Forming since 2026-05-31 (26 weeks) · verify on your own chart before acting

Open live chart on flashfinance.news →

Educational only · AI-assisted, human-reviewed · verify prices and targets yourself · not investment advice · Mon 23 Nov 2026

#77 SHREEJISPG Ascending Channel · Weekly chart

Bullish bias FORMING

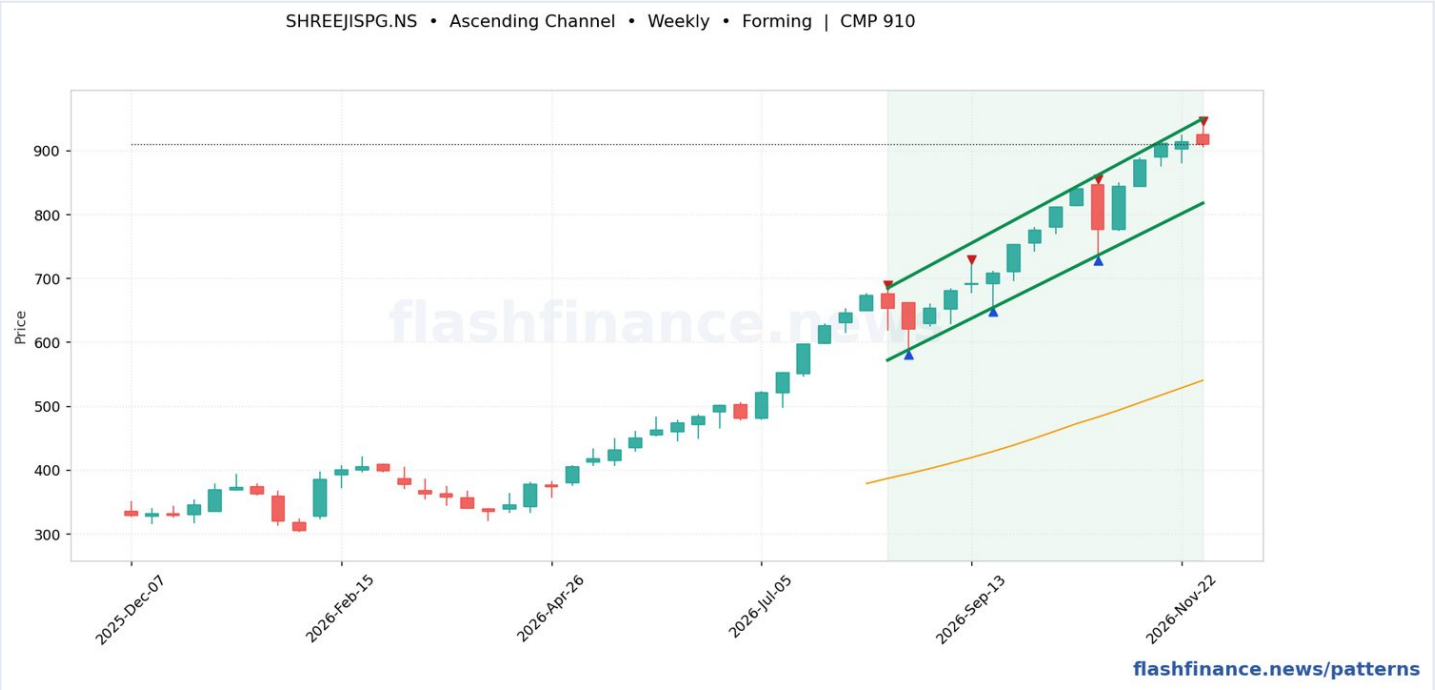

CLOSE (EOD)	TRIGGER	MEASURED TARGET	PATTERN SCORE
₹910	₹950 (4.4% away)	₹1,062 (+16.8%)	88 · 7 touches

Forming since 2026-08-16 (15 weeks) · verify on your own chart before acting

Open live chart on flashfinance.news →

#78 FEDFINA Descending Channel · Weekly chart

Bearish bias FORMING



CLOSE (EOD)	TRIGGER	MEASURED TARGET	PATTERN SCORE
₹137	₹135 (1.0% away)	₹107 (-22.0%)	103 · 8 touches

Forming since 2026-07-19 (19 weeks) · verify on your own chart before acting

Open live chart on flashfinance.news →

Educational only · AI-assisted, human-reviewed · verify prices and targets yourself · not investment advice · Mon 23 Nov 2026

#79 COALINDIA Descending Channel · Daily chart

Bearish bias FORMING



CLOSE (EOD)	TRIGGER	MEASURED TARGET	PATTERN SCORE
₹382	₹369 (3.3% away)	₹332 (-13.2%)	100 · 8 touches

Forming since 2026-09-10 (49 sessions) · verify on your own chart before acting

Open live chart on flashfinance.news →

#80 TCI Descending Channel · Weekly chart

Bearish bias FORMING



CLOSE (EOD)	TRIGGER	MEASURED TARGET	PATTERN SCORE
₹800	₹771 (3.6% away)	₹618 (-22.8%)	101 · 8 touches

Forming since 2026-05-17 (28 weeks) · verify on your own chart before acting

Open live chart on flashfinance.news →

Educational only · AI-assisted, human-reviewed · verify prices and targets yourself · not investment advice · Mon 23 Nov 2026

#81 ASTRAL Descending Channel · Weekly chart

Bearish bias FORMING



CLOSE (EOD)	TRIGGER	MEASURED TARGET	PATTERN SCORE
₹1,225	₹1,173 (4.2% away)	₹933 (-23.8%)	100 · 8 touches

Forming since 2026-08-16 (15 weeks) · verify on your own chart before acting

Open live chart on flashfinance.news →

#82 AHLUCONT Descending Channel · Weekly chart

Bearish bias FORMING



CLOSE (EOD)	TRIGGER	MEASURED TARGET	PATTERN SCORE
₹509	₹484 (4.9% away)	₹404 (-20.6%)	86 · 7 touches

Forming since 2026-09-06 (12 weeks) · verify on your own chart before acting

Open live chart on flashfinance.news →

Educational only · AI-assisted, human-reviewed · verify prices and targets yourself · not investment advice · Mon 23 Nov 2026

#83 AVL Descending Channel · Weekly chart

Bearish bias FORMING



CLOSE (EOD)	TRIGGER	MEASURED TARGET	PATTERN SCORE
₹529	₹501 (5.1% away)	₹393 (-25.6%)	99 · 8 touches

Forming since 2026-07-26 (18 weeks) · verify on your own chart before acting

Open live chart on flashfinance.news →

#84 AJANTPHARM Descending Channel · Weekly chart

Bearish bias FORMING



CLOSE (EOD)	TRIGGER	MEASURED TARGET	PATTERN SCORE
₹3,310	₹3,109 (6.1% away)	₹2,614 (-21.0%)	78 · 6 touches

Forming since 2026-08-23 (14 weeks) · verify on your own chart before acting

Open live chart on flashfinance.news →

#85 TVSMOTOR Bull Flag · Daily chart

Bullish bias FORMING



CLOSE (EOD)	TRIGGER	MEASURED TARGET	PATTERN SCORE
₹4,528	₹4,625 (2.1% away)	₹5,386 (+18.9%)	65 · 4 touches

Forming since 2026-10-26 (19 sessions) · verify on your own chart before acting

Open live chart on flashfinance.news →

#86 PIDILITIND Bull Flag · Daily chart

Bullish bias FORMING

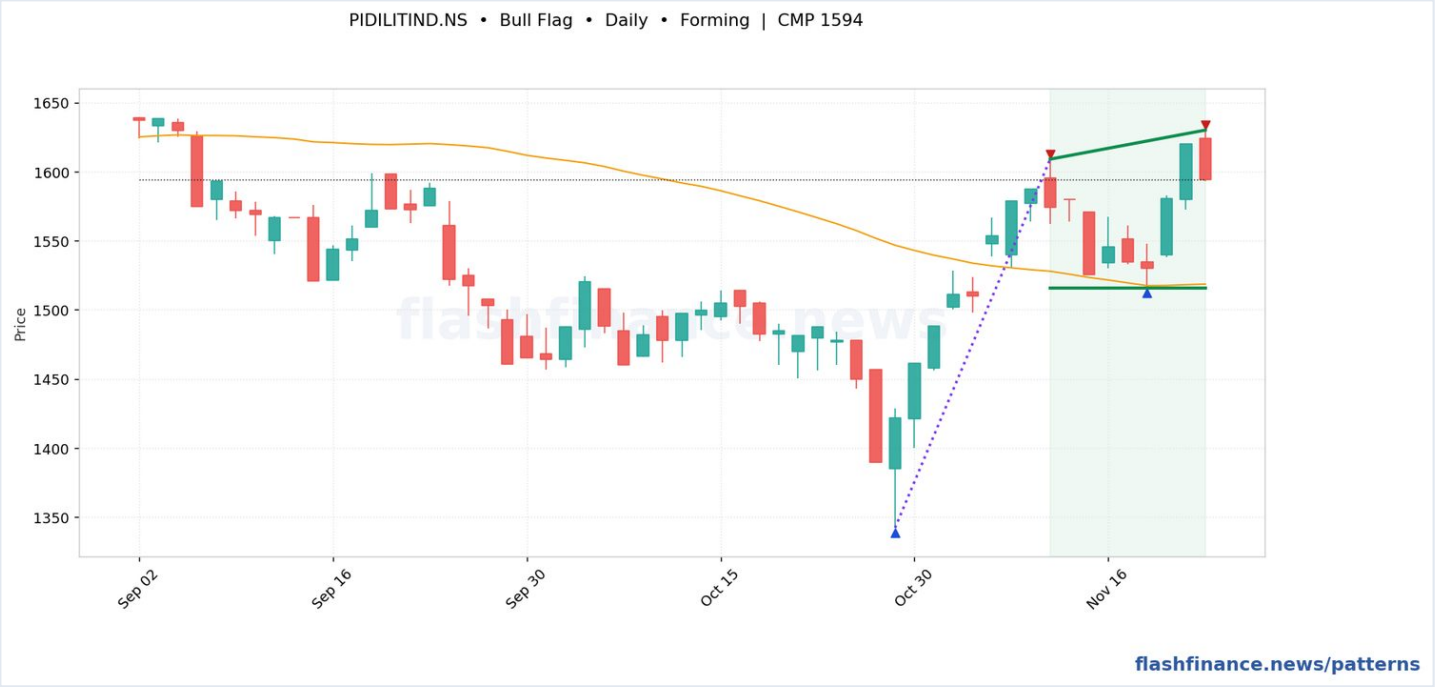

CLOSE (EOD)	TRIGGER	MEASURED TARGET	PATTERN SCORE
₹1,594	₹1,630 (2.2% away)	₹1,897 (+19.0%)	65 · 4 touches

Forming since 2026-10-29 (16 sessions) · verify on your own chart before acting

Open live chart on flashfinance.news →

#87 ABCAPITAL Bull Flag · Daily chart

Bullish bias FORMING



CLOSE (EOD)	TRIGGER	MEASURED TARGET	PATTERN SCORE
₹416	₹427 (2.7% away)	₹494 (+18.7%)	65 · 4 touches

Forming since 2026-10-30 (15 sessions) · verify on your own chart before acting

Open live chart on flashfinance.news →

#88 ASAHIINDIA Bull Flag · Daily chart

Bullish bias FORMING

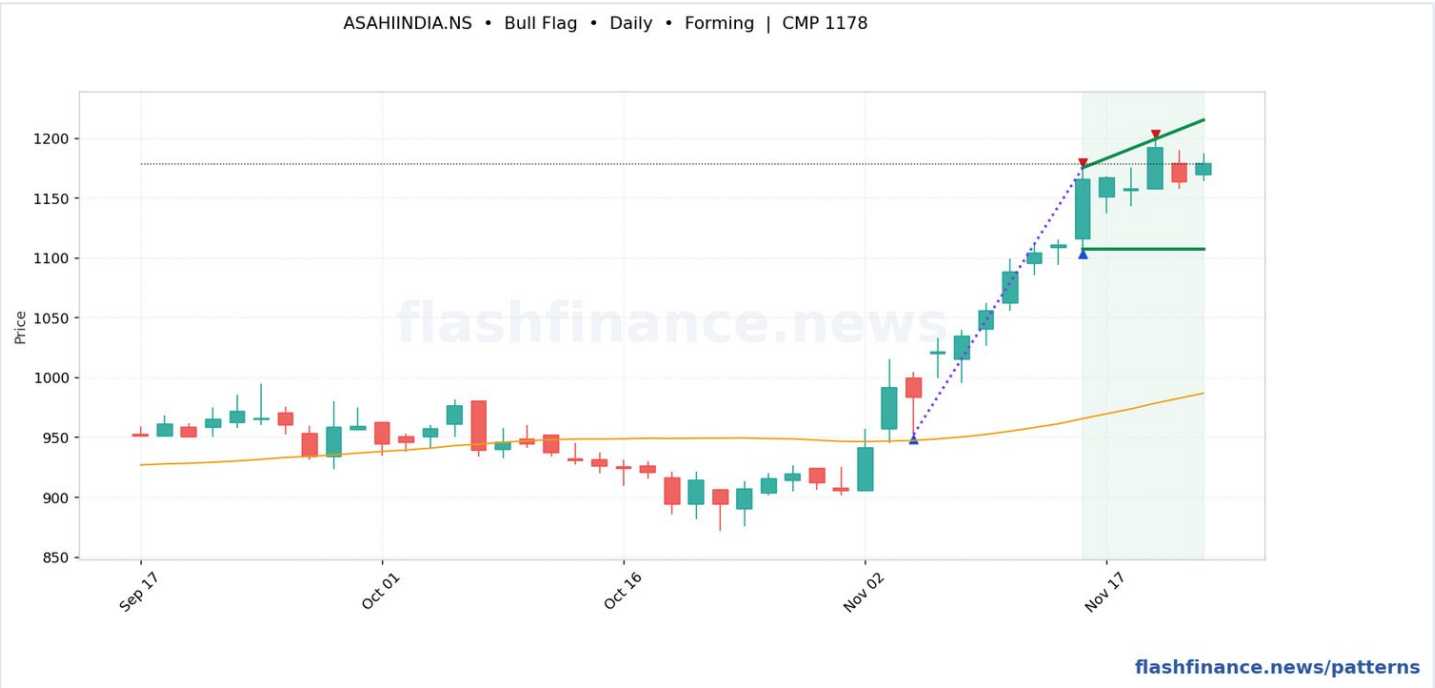

CLOSE (EOD)	TRIGGER	MEASURED TARGET	PATTERN SCORE
₹1,178	₹1,215 (3.1% away)	₹1,438 (+22.0%)	65 · 4 touches

Forming since 2026-11-04 (12 sessions) · verify on your own chart before acting

Open live chart on flashfinance.news →

Educational only · AI-assisted, human-reviewed · verify prices and targets yourself · not investment advice · Mon 23 Nov 2026

#89 IOC Bull Flag · Daily chart

Bullish bias FORMING



CLOSE (EOD)	TRIGGER	MEASURED TARGET	PATTERN SCORE
₹145	₹152 (4.7% away)	₹177 (+22.0%)	66 · 4 touches

Forming since 2026-10-14 (26 sessions) · verify on your own chart before acting

Open live chart on flashfinance.news →

#90 DIVISLAB Bull Flag · Daily chart

Bullish bias FORMING



CLOSE (EOD)	TRIGGER	MEASURED TARGET	PATTERN SCORE
₹11,203	₹11,824 (5.5% away)	₹14,851 (+32.6%)	77 · 5 touches

Forming since 2026-10-23 (20 sessions) · verify on your own chart before acting

Open live chart on flashfinance.news →

Educational only · AI-assisted, human-reviewed · verify prices and targets yourself · not investment advice · Mon 23 Nov 2026

#91 GHCL Bull Flag · Daily chart

Bullish bias FORMING



CLOSE (EOD)	TRIGGER	MEASURED TARGET	PATTERN SCORE
₹436	₹465 (6.7% away)	₹545 (+25.0%)	77 · 5 touches

Forming since 2026-10-30 (15 sessions) · verify on your own chart before acting

Open live chart on flashfinance.news →

#92 SCHAEFFLER Bear Flag · Daily chart

Bearish bias FORMING



CLOSE (EOD)	TRIGGER	MEASURED TARGET	PATTERN SCORE
₹3,608	₹3,519 (2.5% away)	₹2,736 (-24.2%)	79 · 5 touches

Forming since 2026-09-21 (42 sessions) · verify on your own chart before acting

Open live chart on flashfinance.news →

Educational only · AI-assisted, human-reviewed · verify prices and targets yourself · not investment advice · Mon 23 Nov 2026

#93 PTC Bear Flag · Weekly chart

Bearish bias FORMING



CLOSE (EOD)	TRIGGER	MEASURED TARGET	PATTERN SCORE
₹137	₹132 (4.2% away)	₹60.10 (-56.2%)	78 · 5 touches

Forming since 2026-08-09 (16 weeks) · verify on your own chart before acting

Open live chart on flashfinance.news →

#94 RECLTD Bear Flag · Weekly chart

Bearish bias FORMING



CLOSE (EOD)	TRIGGER	MEASURED TARGET	PATTERN SCORE
₹293	₹279 (4.7% away)	₹187 (-36.2%)	78 · 5 touches

Forming since 2026-08-02 (17 weeks) · verify on your own chart before acting

Open live chart on flashfinance.news →

Educational only · AI-assisted, human-reviewed · verify prices and targets yourself · not investment advice · Mon 23 Nov 2026

#95 PFC Bear Flag · Weekly chart

Bearish bias FORMING



CLOSE (EOD)	TRIGGER	MEASURED TARGET	PATTERN SCORE
₹324	₹307 (5.2% away)	₹206 (-36.5%)	78 · 5 touches

Forming since 2026-08-16 (15 weeks) · verify on your own chart before acting

Open live chart on flashfinance.news →

#96 ATGL Bear Flag · Weekly chart

Bearish bias FORMING



CLOSE (EOD)	TRIGGER	MEASURED TARGET	PATTERN SCORE
₹550	₹519 (5.7% away)	₹365 (-33.7%)	77 · 5 touches

Forming since 2026-09-20 (10 weeks) · verify on your own chart before acting

Open live chart on flashfinance.news →

Educational only · AI-assisted, human-reviewed · verify prices and targets yourself · not investment advice · Mon 23 Nov 2026

#97 ARE&M Bear Flag · Weekly chart

Bearish bias FORMING



CLOSE (EOD)	TRIGGER	MEASURED TARGET	PATTERN SCORE
₹730	₹678 (7.1% away)	₹344 (-52.9%)	78 · 5 touches

Forming since 2026-08-16 (15 weeks) · verify on your own chart before acting

Open live chart on flashfinance.news →

#98 BIOCON Bear Flag · Weekly chart

Bearish bias FORMING



CLOSE (EOD)	TRIGGER	MEASURED TARGET	PATTERN SCORE
₹357	₹318 (10.7% away)	₹190 (-46.8%)	78 · 5 touches

Forming since 2026-07-19 (19 weeks) · verify on your own chart before acting

Open live chart on flashfinance.news →

Educational only · AI-assisted, human-reviewed · verify prices and targets yourself · not investment advice · Mon 23 Nov 2026

#99 TVSHLTD Cup and Handle · Daily chart

Bullish bias FORMING



CLOSE (EOD)	TRIGGER	MEASURED TARGET	PATTERN SCORE
₹13,367	₹14,170 (6.0% away)	₹17,124 (+28.1%)	75 · 4 touches

Forming since 2026-09-07 (50 sessions) · verify on your own chart before acting

Open live chart on flashfinance.news →

#100 JLHL Cup and Handle · Daily chart

Bullish bias FORMING



CLOSE (EOD)	TRIGGER	MEASURED TARGET	PATTERN SCORE
₹297	₹330 (10.8% away)	₹431 (+44.9%)	77 · 4 touches

Forming since 2026-07-30 (78 sessions) · verify on your own chart before acting

Open live chart on flashfinance.news →

Educational only · AI-assisted, human-reviewed · verify prices and targets yourself · not investment advice · Mon 23 Nov 2026

Everything else on flashfinance.news

Free research on every NSE and BSE stock. Market pages need no login; the AI tools need a Google sign-in, with 10 free AI questions.

LIVE MARKETS

Live Market Tracking
Every NSE & BSE filing as it arrives, scored and explained

Stock Market Today
The day's market in one page

Market Pulse
A health score from flows, F&O, volatility and breadth

FII & DII Money Flow
Institutional buying and selling, day by day

F&O Open Interest
Long and short buildup, short covering, unwinding

52-week Highs & Lows
Stocks at new highs, new lows and all-time highs

FUNDAMENTALS & RESULTS

Company Fundamentals
Results, balance sheet, cash flow, shareholding

Fundamental Screens
High ROE, low P/E, debt-free, high dividend yield

Quarterly Results
Every result as it is declared

Results Calendar
Who reports next

Index Valuations
P/E, P/B and dividend yield of 300 indices

Compare Stocks
Any two companies side by side

AI RESEARCH

Multibagger AI
Order wins and expansions, sized against the business

Mega Multibagger
Stocks with the traits seen before past ten-baggers

AI Chat
Ask about any company in plain English

AI Backtester
Describe a strategy, test it on any stock

Tax Filing Assistant
Form 16 and statements: old vs new regime

TECHNICAL ANALYSIS

How-to Guide
Where every technical tool is and how to use it

Technical Setup
A 0-100 technical score for any NSE stock

Technical Screener
Screen on about 200 technical fields

Chart Books (PDF)
Every day's chart books in one place

Seasonality
How stocks did in each month of past years

ALSO ON THE SITE

Vehicle Sales Analytics
Registrations by maker, fuel and state

Sectors
Every NSE sector ranked, one day to one year

Financial Calculators
Income tax, SIP, EMI, PPF and more

Learn
Market concepts explained with live examples

FOLLOW FLASH FINANCE

Flash Stock Update · NSE/BSE AI News · WhatsApp: Stocks Important Updates · WhatsApp: Flash Finance News · YouTube: Market Analysis · YouTube: Deals & Multibagger · YouTube: Earnings · Instagram · Threads · Facebook

Prepared with AI assistance and overseen by our editors. For education and research, not investment advice. Flash Finance is not SEBI-registered.