Freesat

HUMAX

HDR-1100S

Freesat 19:36
home
Help & Info
Humax
Search
On Demand
TV Guide
Showcase
Recordings
Settings
now
next
one
EastEnders
20:00 Holby City
TWO
Great American Railroad...
20:00 Inside the Factory
itv
Emmerdale
20:00 Love Your Garden
For the full TV Guide, press OK

Your

USER GUIDE

Freesat

Welcome to Freesat.

INCLUDED WITH YOUR SMART TV RECORDER

- ✓ Quality state of the art satellite TV receiver
- ✓ Over 200 of your favourite channels
- ✓ Picture perfect High Definition on selected channels
- ✓ BBC iPlayer, ITV Hub, All 4, Demand 5, YouTube, BBC News and BBC Sport app
- ✓ Pay for a little extra telly if you want with Netflix, Curzon Home Cinema, Wuaki.tv and Hopster
- ✓ Catch up on the last 7 days of TV with a unique Roll Back TV Guide
- ✓ Showcase (specially selected editorial TV picks)
- ✓ Clever Recording – the smart way to organise your recorded shows
- ✓ Easy plug and play set up
- ✓ Free, expert customer support – visit **freesat.co.uk/help** or call **0345 313 0051**

NEED A HAND?

If you need help anywhere along the way, just go to the **Help & info** menu on the **Home** screen or visit **freesat.co.uk/help**

Contents

Basics

Your remote control 2
On screen icons 3
Home. It's where it all happens. 4
The TV Guide 5
Your main controls 6

See what's on TV

Seeing what's on – Now & Next 7
Watching something on earlier 8
Planning what to watch later 9
Browsing whilst watching TV 10
Find out more about a programme 11
Find programmes by channel category 12
Finding and listening to radio channels 13
Setting a reminder 14

Recordings

Recordings 15
Handy auto prompts 16
See what you've set to record 17
Find and watch a recording 18
Recording playback controls 19
Pick up a recording from where you left off 20
Managing your recording space 21
Pause and rewind live TV 22

Extras

Connect to the Internet 23
On Demand 24
Showcase 25
Search 26
Controlling your children's viewing 27
Hiding Adult channels 28
Accessibility 29
Safety Instructions 30
Warning 32
Troubleshooting 33
Setting the universal remote control 35
Specification 50
Open source software notice 52

Your remote control



Recordings – goes to your recordings

Skip backwards – skips backwards in recordings

Stop – stops a recording and On Demand playback

Rewind – rewinds up to x32 times faster

Record – records what you're watching or sets a recording in the TV Guide

Search – brings up the Search screen

Back – goes back one step

MAIN CONTROLS

Up, down, left, right arrows – moves around the TV Guide and menus

OK – confirms your selection

Number buttons – to enter channel numbers

SUB - turns subtitles on or off

Standby – puts the box into standby, and on again

Skip forward –skips forward in recordings

Fast forward – fast forwards up to x32 times faster

List – sort the TV Guide into channel categories

Pause – pauses live TV, recordings and On Demand playback

TV Guide – opens and closes the TV Guide

Exit – returns to live TV

Home – takes you anywhere

i – gives you more info about a programme

Colour buttons – gives you more options on-screen

AD – turns audio description on or off

On screen icons

ON SCREEN ICONS

G	may contain material with adult themes
SUB	subtitles available
AD	audio description available
SL	shown with sign language
DOLBY AUDIO	Dolby surround sound available
HD	High Definition
SD HD	an HD version also available
🕘	reminder
⧉	part of a series
🎬	film

RECORDING ICONS

!	to be deleted soon
K	kept (won't be deleted)
○	unwatched
◐	part watched
R	series recording set
R	recording set
⚠	recording failed
↺	watch from the start

Home

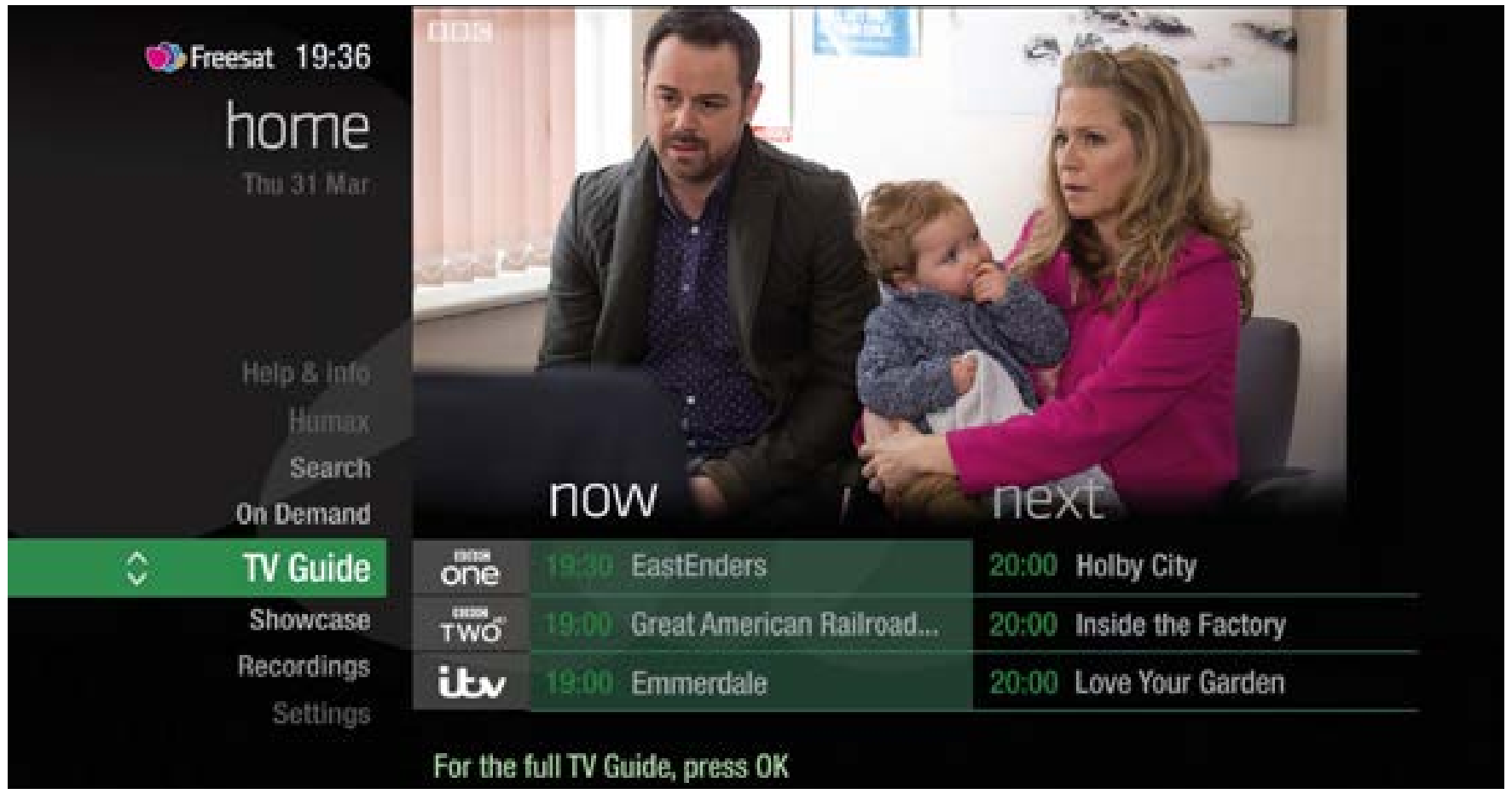
Freesat 19:36
home
Thu 31 Mar
Help & info
Humax
Search
On Demand
TV Guide
Showcase
Recordings
Settings
now
next

	now		next	
one	19:30	EastEnders	20:00	Holby City
TWO	19:00	Great American Railroad...	20:00	Inside the Factory
itv	19:00	Emmerdale	20:00	Love Your Garden

For the full TV Guide, press OK

The Home screen will take you anywhere you want to go. Press HOME

Home takes you to:

TV Guide

See whats on Now & Next.

Showcase

The Freesat team's picks of what to watch this week and what's available On Demand.

Recordings

Record a show or entire series at the touch of a button, all easy to find in the Recordings section.

On Demand

The best Catch up TV and On Demand services full of TV favourites ready to watch when you are. Your Freesat box will need to be connected to the Internet. (see page 24).

Search

Quickly find a programme without trawling the TV listings.

Help & info

Tips on making the most of your Freesat box, and info about services for visually impaired and hard of hearing viewers.

The TV Guide

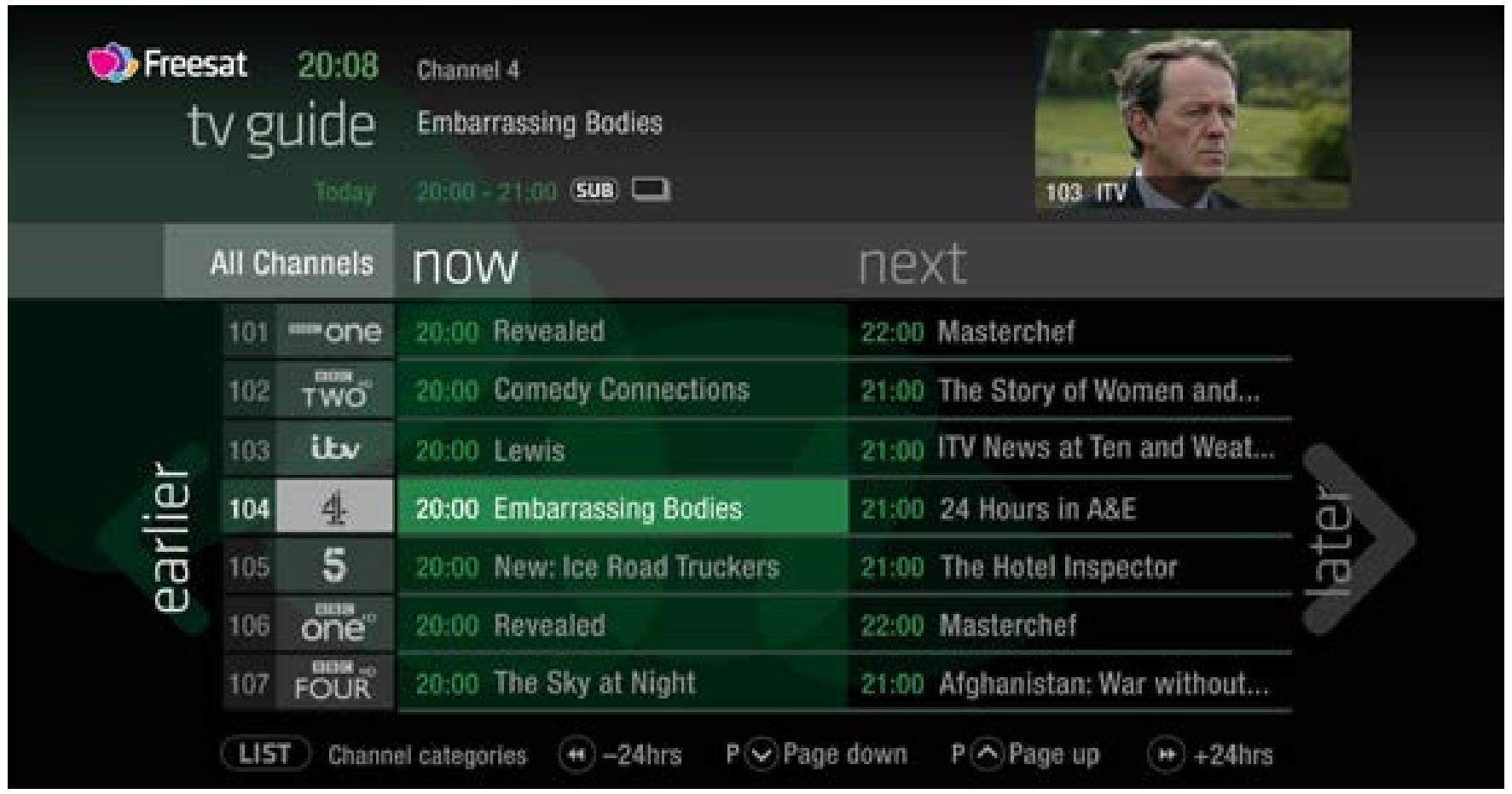
Freesat 20:08
tv guide
Today
Channel 4
Embarrassing Bodies
20:00 - 21:00 SUB
103 ITV
All Channels
earlier
later

		now		next	
101	one	20:00	Revealed	22:00	Masterchef
102	TWO	20:00	Comedy Connections	21:00	The Story of Women and...
103	itv	20:00	Lewis	21:00	ITV News at Ten and Weat...
104	4	20:00	Embarrassing Bodies	21:00	24 Hours in A&E
105	5	20:00	New: Ice Road Truckers	21:00	The Hotel Inspector
106	one	20:00	Revealed	22:00	Masterchef
107	FOUR	20:00	The Sky at Night	21:00	Afghanistan: War without...

LIST Channel categories
−24hrs
P Page down
P Page up
+24hrs

See what's on the minute you sit down with our at a glance 'Now & Next' view. Press TV GUIDE

Use ‹ › ⌄ ⌃ to explore:

- what's on 'Now & Next'
- what's coming up in the next 7 days later
- what's been on already but is available for catch up earlier

Your main controls

These buttons can get you everywhere.

Press OK on a programme in the TV Guide and all the available options for that specific programme will be listed.

So if a programme is on live TV now, highlight it in the TV Guide, press OK and the Action Menu will look like screen 2.

If the programme is on later, you'll be able to Set reminder, or Record it (Screen 3).

Press ▲ ▼ to scroll through the options and OK to select.

1

2

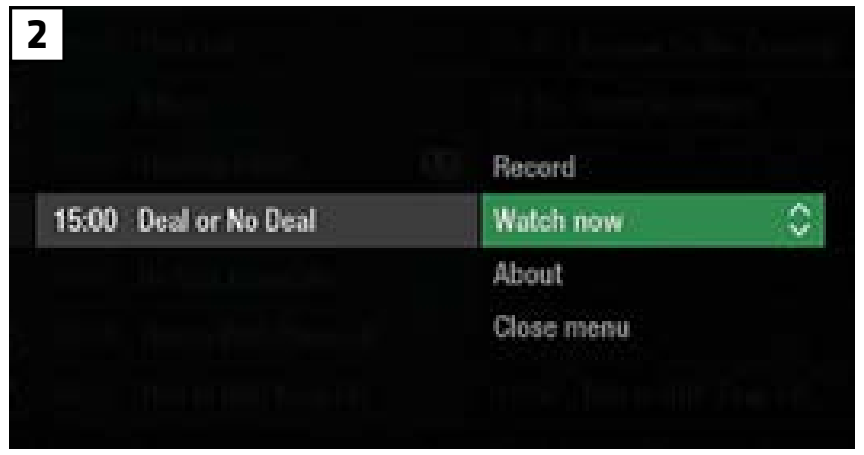
Record
15:00 Deal or No Deal
Watch now
About
Close menu

3

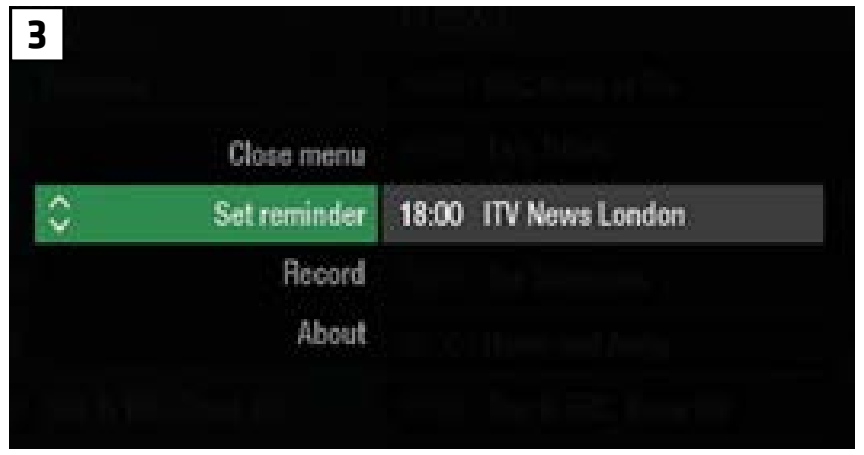
Close menu
Set reminder
18:00 ITV News London
Record
About

TOP TIP

Pressing OK on a programme brings up all the available options.

Seeing what's on – Now & Next

1

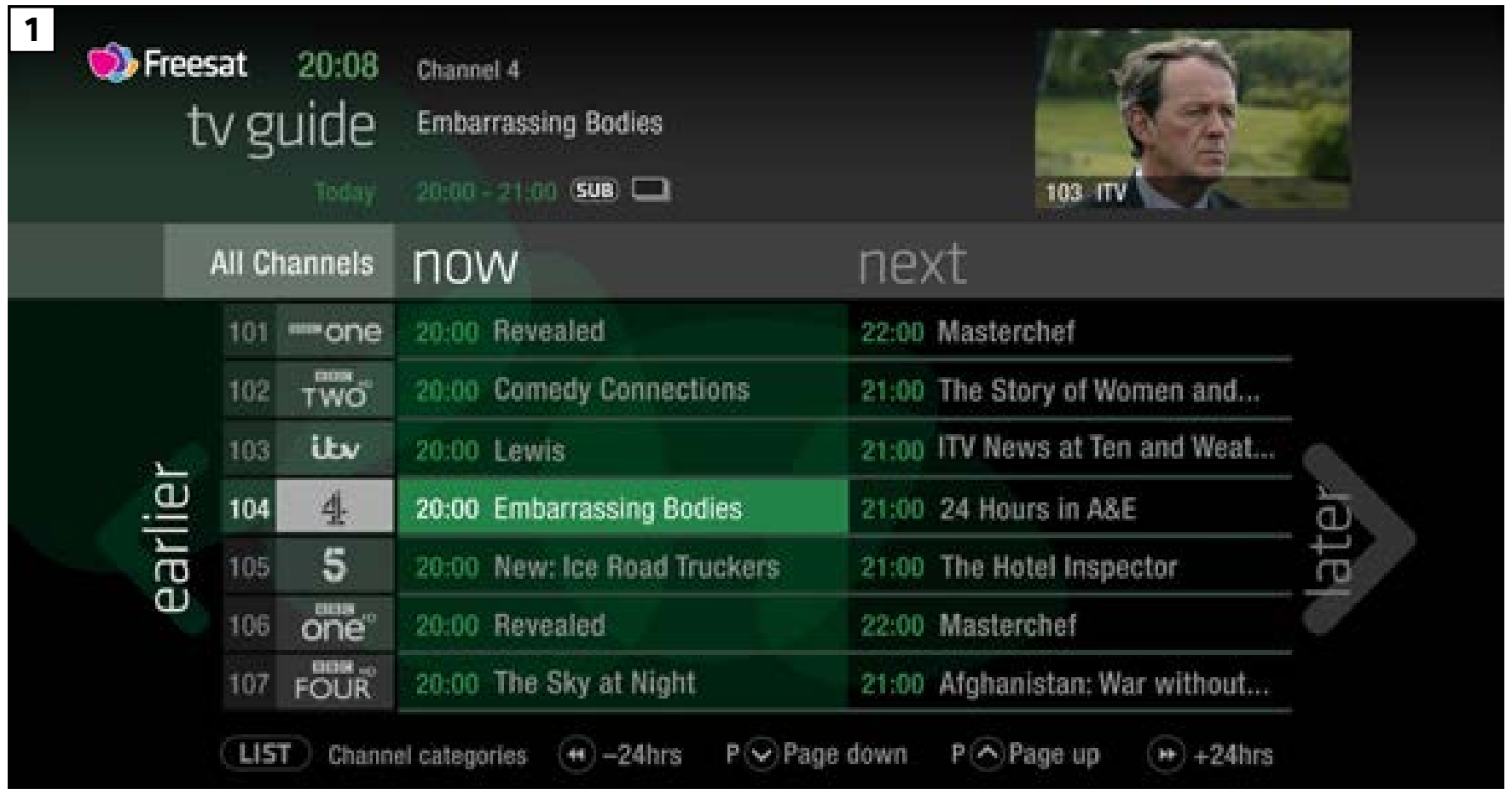
Freesat
tv guide
SUB
103 ITV
earlier
later

20:08 Channel 4
Embarrassing Bodies
Today 20:00 - 21:00

All Channels		now	next
101	one	20:00 Revealed	22:00 Masterchef
102	TWO	20:00 Comedy Connections	21:00 The Story of Women and...
103	itv	20:00 Lewis	21:00 ITV News at Ten and Weat...
104	4	20:00 Embarrassing Bodies	21:00 24 Hours in A&E
105	5	20:00 New: Ice Road Truckers	21:00 The Hotel Inspector
106	one	20:00 Revealed	22:00 Masterchef
107	FOUR	20:00 The Sky at Night	21:00 Afghanistan: War without...

LIST Channel categories ⏪ –24hrs P▼ Page down P▲ Page up ⏩ +24hrs

The TV Guide shows what's on now and next in an 'at a glance' view.

Press TV GUIDE

To move through the channels, use ▲ ▼

To move through the programmes a page at a time, press P▲ and P▼

To move forward and back 24 hours, press ⏪ and ⏩

As you browse through the guide, you can find out more about a programme and see a full description by pressing i

Highlight a programme and press OK and choose Watch now (Screen 2).

At any stage to go back to watching TV full screen, press EXIT

2

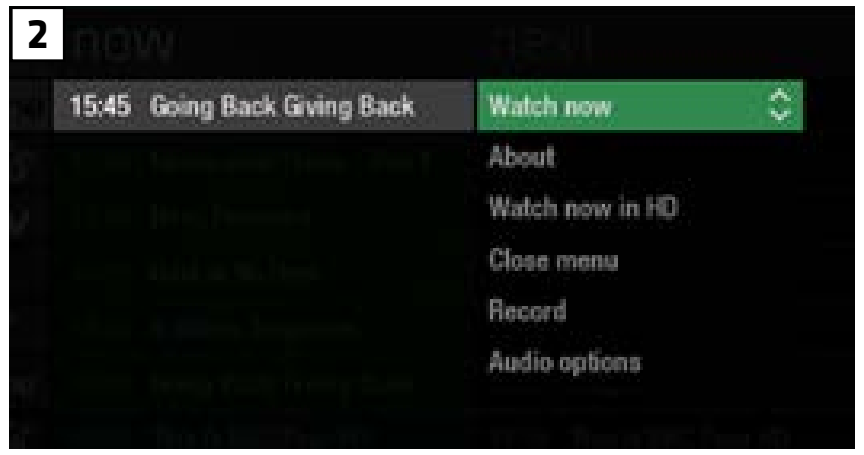
15:45 Going Back Giving Back
Watch now
About
Watch now in HD
Close menu
Record
Audio options

TOP TIP

If you know the channel number, jump straight to it in the TV Guide with the number buttons.

Watching something on earlier ❮

You can catch up on the last 7 days of TV with our Roll Back TV Guide.

This is available on selected channels with On Demand services on Freesat. Look out for earlier highlighted in the TV Guide where this is available.

Press ❮ to see programmes from earlier on today, ready to watch whenever you are (Screen 2).

You can go back up to 7 days by continuing to press ❮ (Screen 3).

Highlight a programme you want to watch and press OK

To go back to the live TV Guide, continue to press ❯

To go back to watching TV full screen, press EXIT

1

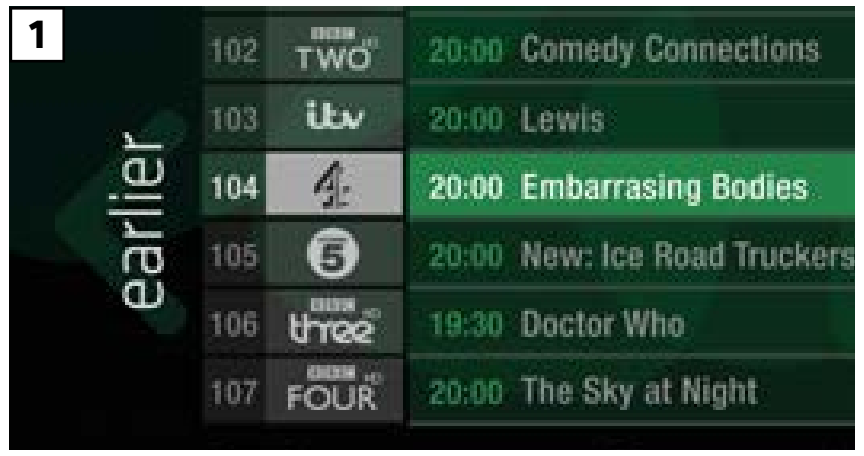

102 TWO 20:00 Comedy Connections
103 itv 20:00 Lewis
104 4 20:00 Embarrassing Bodies
105 5 20:00 New: Ice Road Truckers
106 three 19:30 Doctor Who
107 FOUR 20:00 The Sky at Night

2

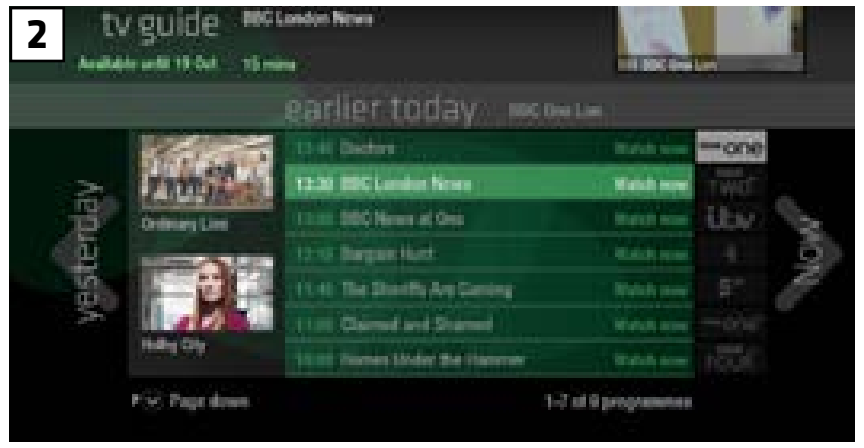

3

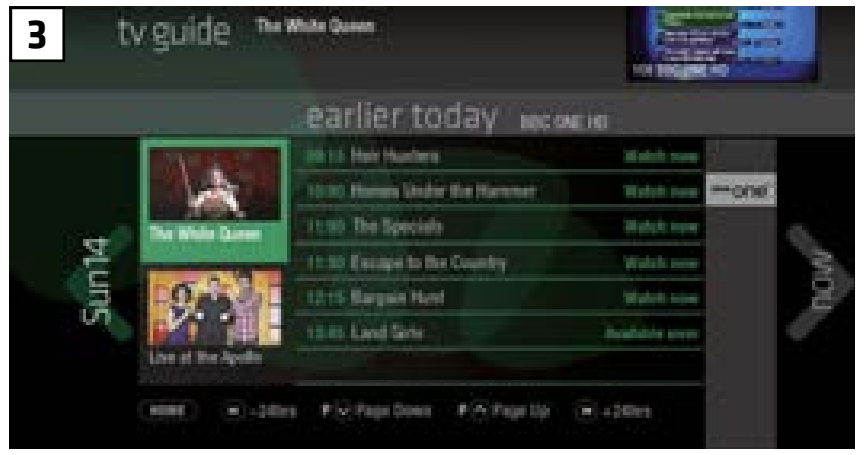

Planning what to watch later ❯

To plan your viewing a bit further ahead, the full TV Guide has listings for the next 7 days.

Use ❯ to browse programmes that are on 'later' (Screen 1).

For the full TV guide press ❮ again (Screen 2).

To move forward and back 24 hours, press ⏪ and ⏩

You can plan your viewing for up to a week in advance, setting reminders and recordings.

To clear the Guide press EXIT

1

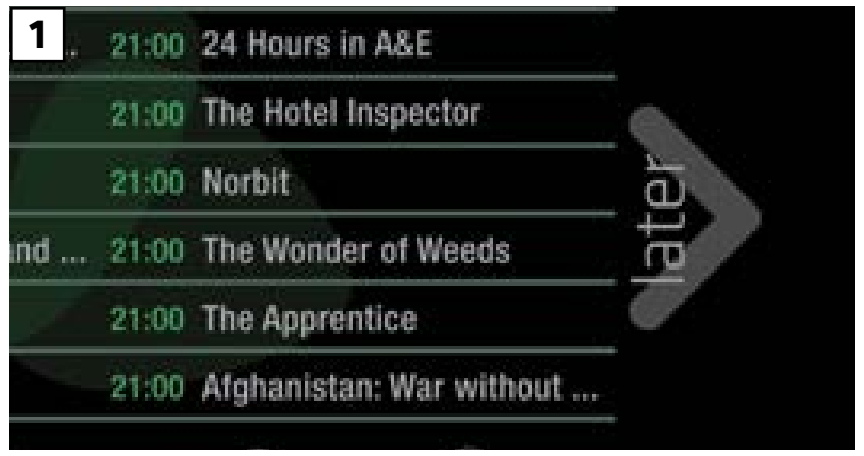

21:00 24 Hours in A&E
21:00 The Hotel Inspector
21:00 Norbit
and ... 21:00 The Wonder of Weeds
21:00 The Apprentice
21:00 Afghanistan: War without ...

2

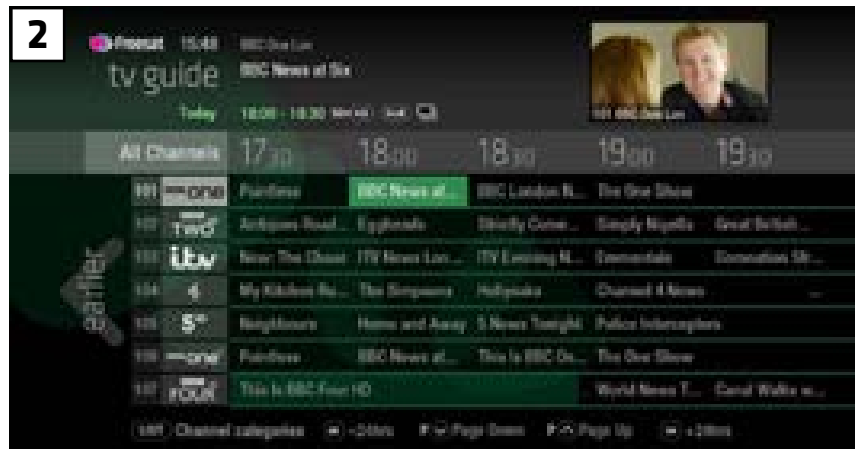

TOP TIP

To fast scroll through the TV Guide, press and hold ❮ ❯ ⌃ ⌄

Browsing whilst watching TV

1

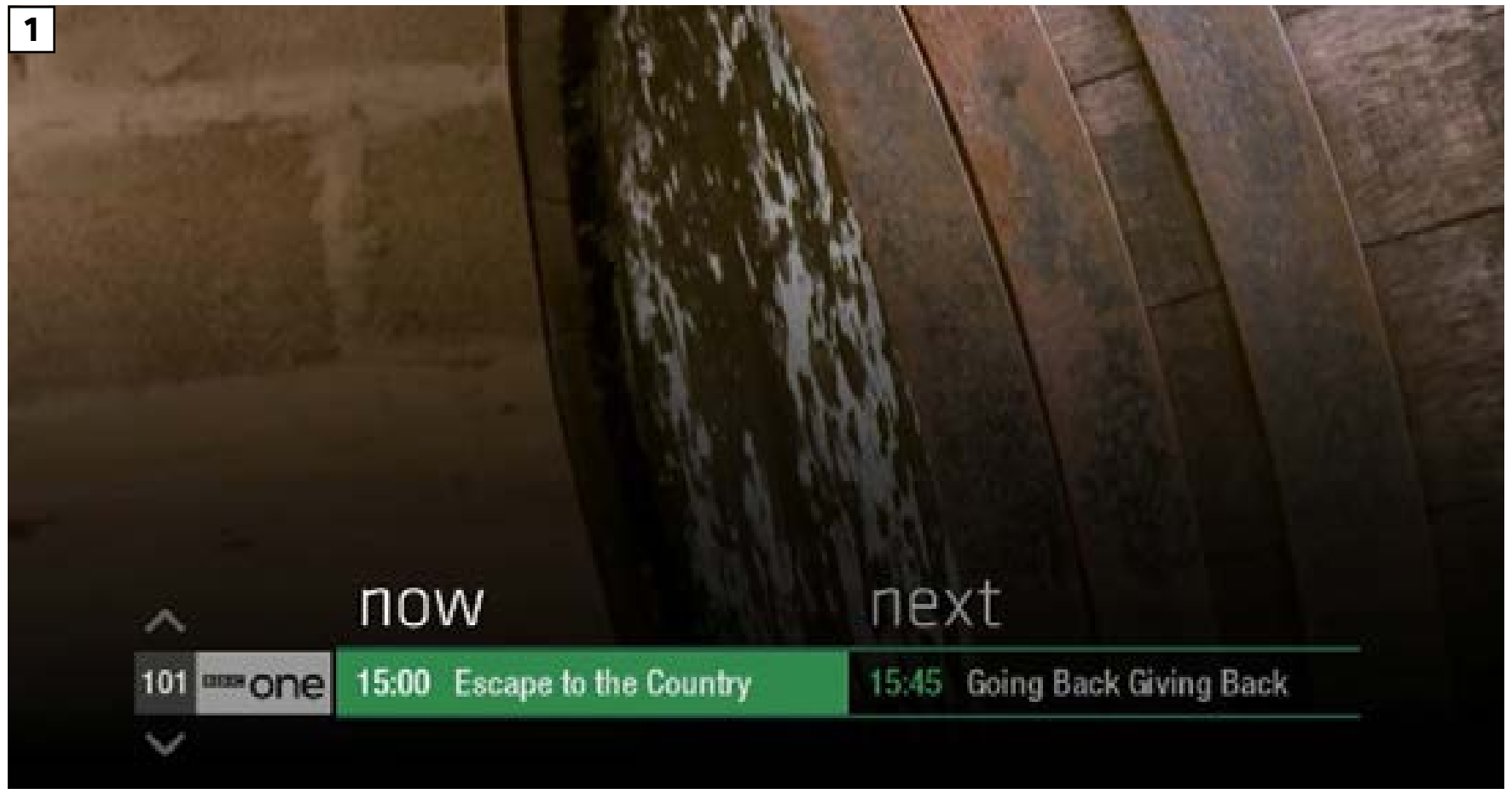
now
next
101 one
15:00 Escape to the Country
15:45 Going Back Giving Back

You don't have to stop watching TV to see what else is on. For a quick snapshot of what's on now and next, press any of the ◀ ▶ ▲ ▼ buttons.

To see what's on other channels, press ▲ ▼ (Screen 2).

Browse programmes on earlier today by pressing ◀ and what's on later by pressing ▶ (Screen 3).

You can set reminders and recordings here by pressing OK

To go back to watching live TV full screen, press EXIT

2

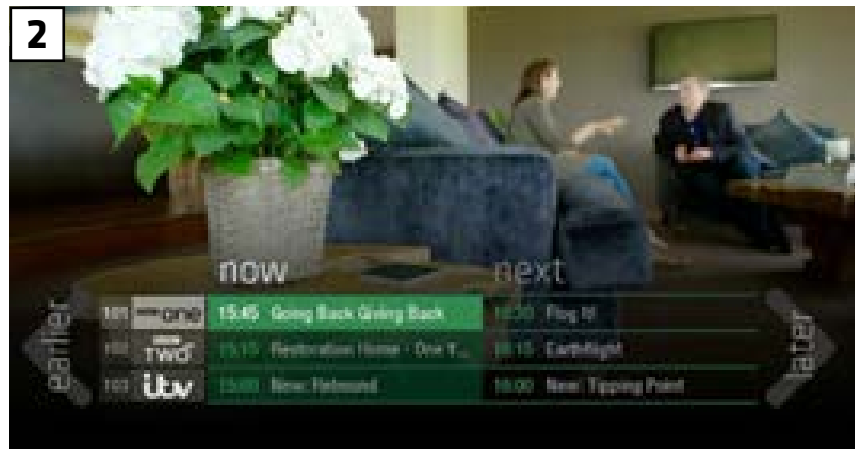
now
next
earlier
later
101 one
15:45 Going Back Giving Back
102 TWO
15:15 Restoration Home - One Y...
16:15 Earthflight
103 ITV
15:00 New: Rebound
16:00 New: Tipping Point

3

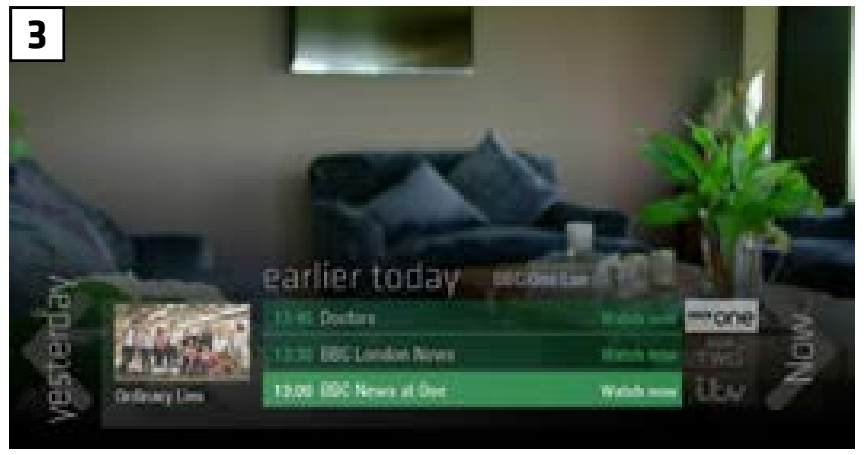
earlier today
yesterday
Now
Doctors
BBC London News
13:00 BBC News at One
Watch now
one
TWO
ITV

TOP TIP

Press INFO to see the programme description.

Set a programme to record with one touch by pressing ®

Find out more about a programme

Programmes come with extra info to help you decide whether to watch them.

To see the programme info, highlight the programme in the TV Guide and press the ⓘ button. A short description will then show in the info area next to the mini TV (Screen 1).

To see more info about the programme, press OK for the Action Menu (Screen 2).

Select About

Here you'll find a longer description of the programme including when it is showing again and other episodes (Screen 3).

ON SCREEN ICONS

You may see these in the info area

HD	High definition
SD ▸ HD	an HD version also available
3D	3D
G	may contain material with adult themes
AD	audio description available
SUB	subtitles available
SL	shown with sign language
DD 5.1	Dolby 5.1 surround sound available

1

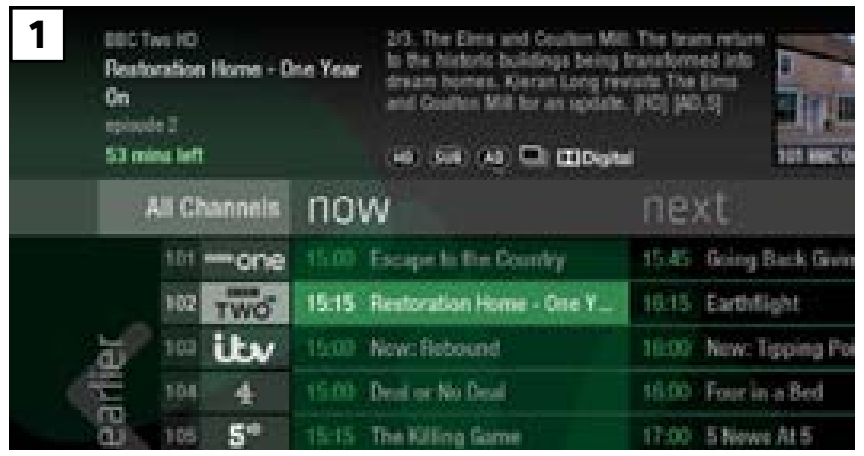
Restoration Home - One Year On
53 mins left
All Channels
now
next
earlier
101 one
15:00 Escape to the Country
15:45 Going Back Giving
102 TWO
15:15 Restoration Home - One Y...
16:15 Earthflight
103 ITV
15:00 New: Rebound
16:00 New: Tipping Po
104 4
15:00 Deal or No Deal
16:00 Four in a Bed
105 5
15:15 The Killing Game
17:00 5 News At 5

2

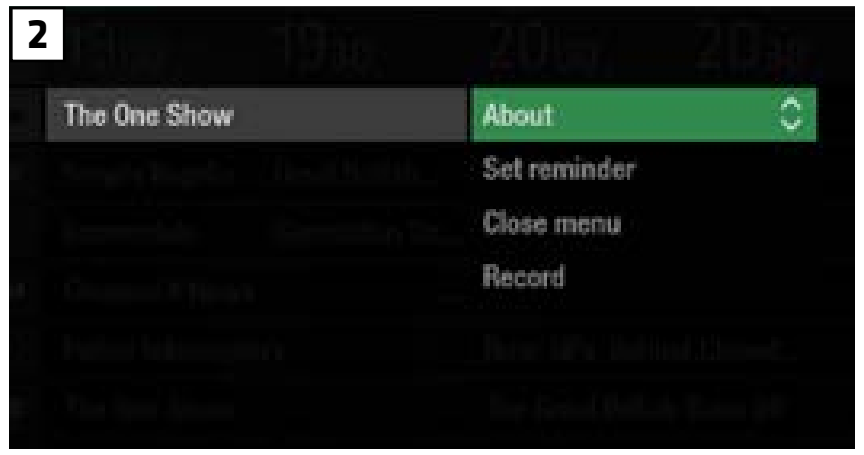
The One Show
About
Set reminder
Close menu
Record

3

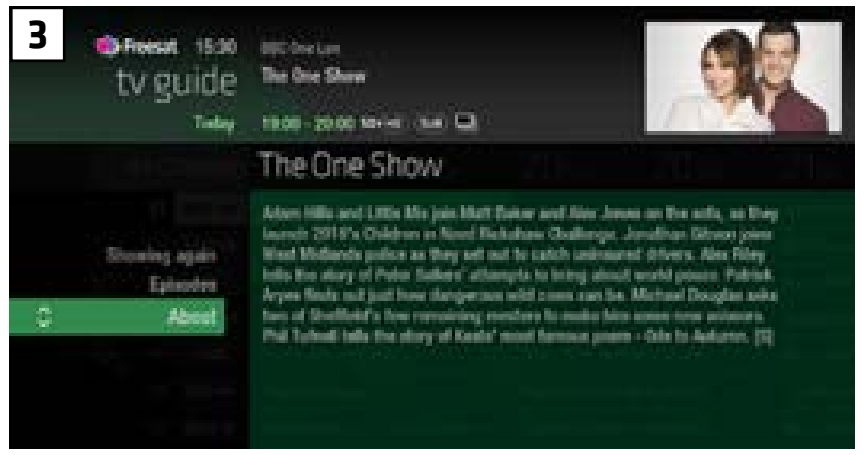
Freesat
tv guide
The One Show
Showing again
Episodes
About

Find programmes by channel category

1

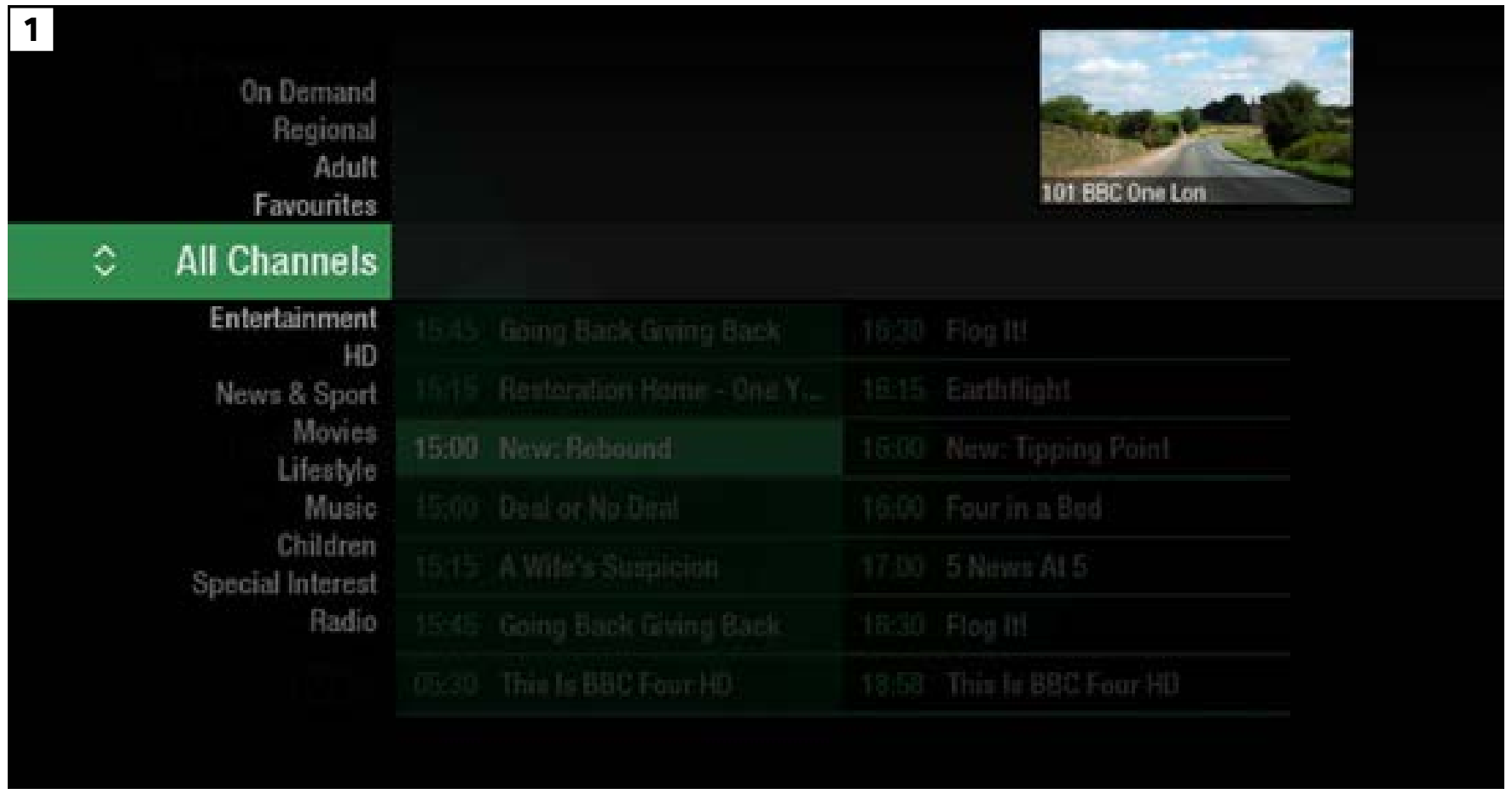

On Demand
Regional
Adult
Favourites
All Channels
Entertainment
HD
News & Sport
Movies
Lifestyle
Music
Children
Special Interest
Radio
101 BBC One Lon
15:45 Going Back Giving Back
16:30 Flog It!
15:15 Restoration Home - One Y...
16:15 Earthflight
15:00 New: Rebound
16:00 New: Tipping Point
15:00 Deal or No Deal
16:00 Four in a Bed
15:15 A Wife's Suspicion
17:00 5 News At 5
15:45 Going Back Giving Back
16:30 Flog It!
00:30 This Is BBC Four HD
13:58 This Is BBC Four HD

In the mood for a movie, or need your next news fix? Jump straight to that group of channels in the TV Guide by pressing LIST on your remote control (Screen 1).

Use ▲ ▼ to choose the type of channel you're looking for, and press OK (Screen 2). You'll then only see the channels within that category in the TV Guide.

2

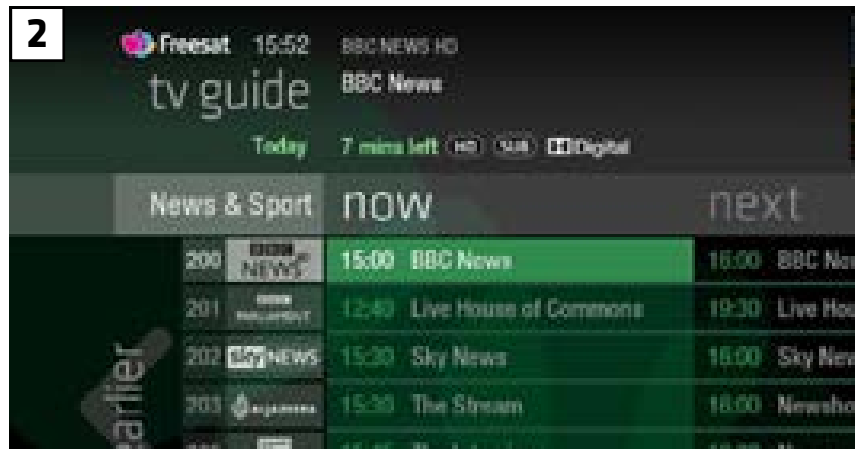

Freesat 15:52
tv guide
BBC NEWS HD
BBC News
Today
7 mins left
News & Sport
now
next
200 15:00 BBC News
201 12:40 Live House of Commons
202 15:30 Sky News
203 15:30 The Stream
18:00 BBC News
19:30 Live House
16:00 Sky News
18:00 Newshour
earlier

Finding and listening to radio channels

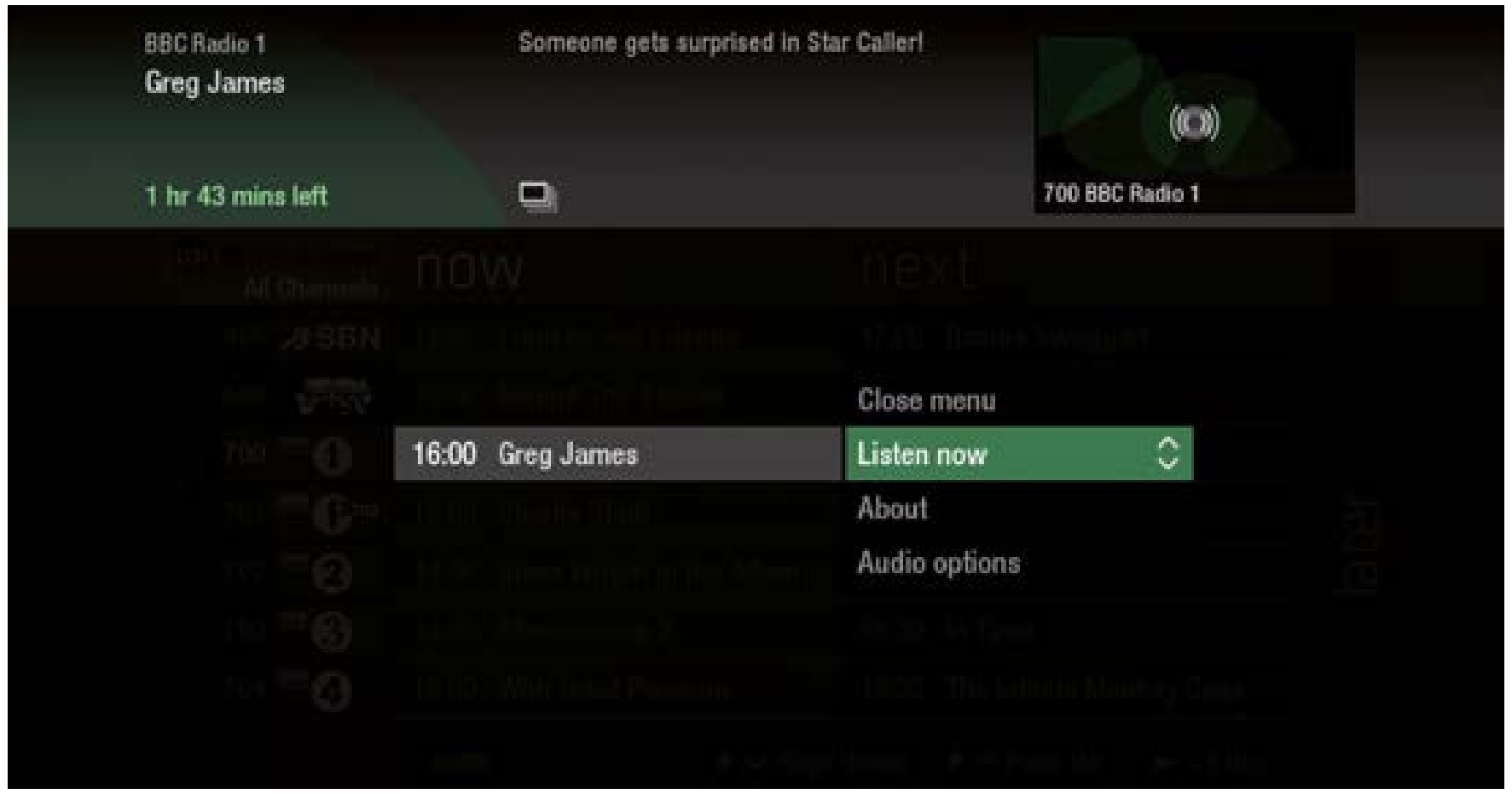

BBC Radio 1
Greg James
Someone gets surprised in Star Caller!
1 hr 43 mins left
700 BBC Radio 1
now
next
All Channels
16:00 Greg James
Close menu
Listen now
About
Audio options

Find the radio channels in the TV Guide quickly by pressing LIST, then use ▼ and select Radio.

To listen to a radio programme, highlight it in the TV Guide and press OK

You can choose to **Listen now**, **Set reminder** or **Record** just like a TV programme.

TOP TIP

Radio channels start at Channel 700

Setting a reminder

1

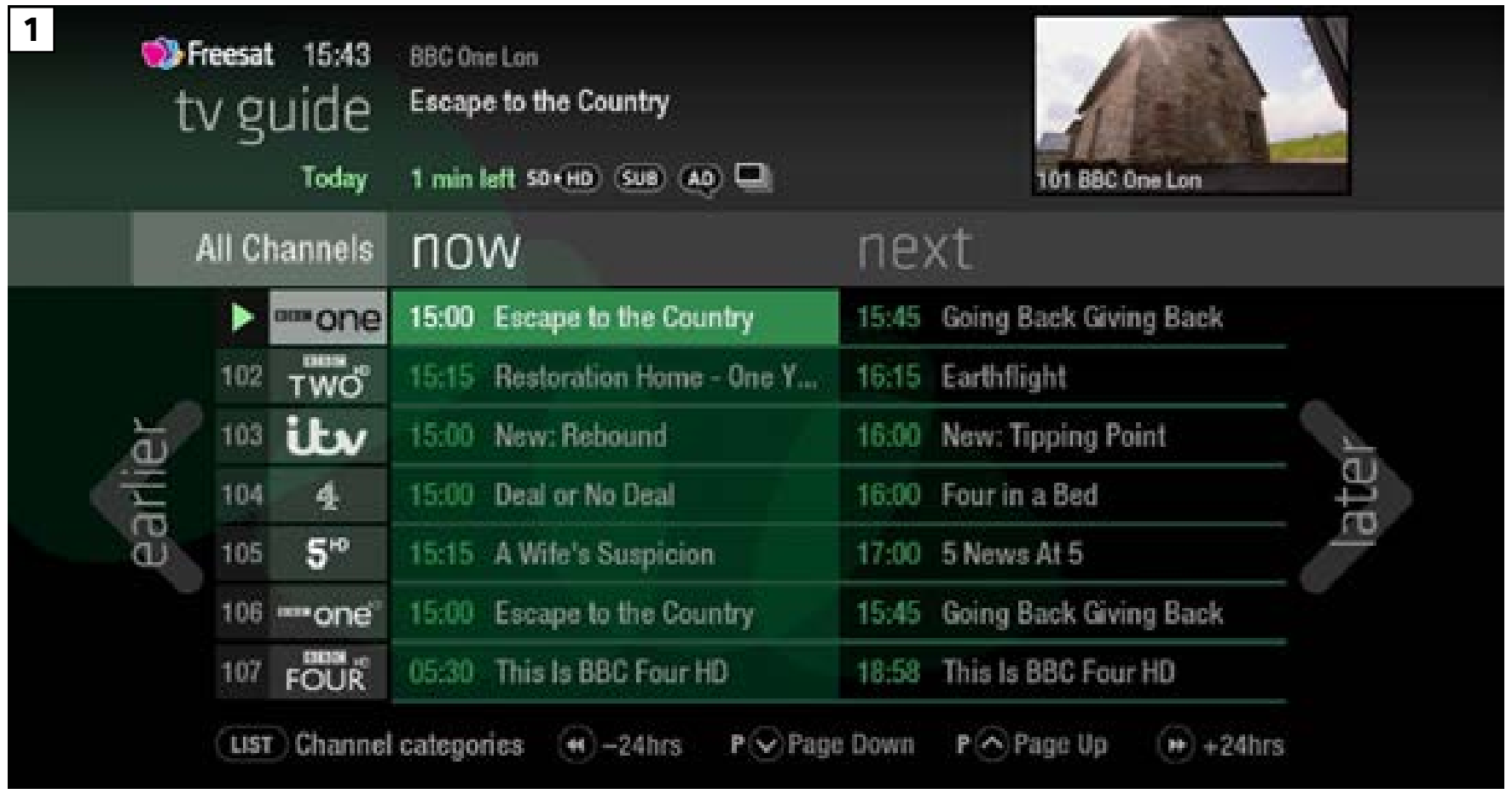
Freesat 15:43
tv guide
Today
BBC One Lon
Escape to the Country
1 min left SD HD SUB AD
101 BBC One Lon
All Channels
earlier
later
LIST Channel categories
−24hrs
P Page Down
P Page Up
+24hrs

All Channels	now	next
▶ one	15:00 Escape to the Country	15:45 Going Back Giving Back
102 TWO	15:15 Restoration Home - One Y...	16:15 Earthflight
103 itv	15:00 New: Rebound	16:00 New: Tipping Point
104 4	15:00 Deal or No Deal	16:00 Four in a Bed
105 5HD	15:15 A Wife's Suspicion	17:00 5 News At 5
106 one	15:00 Escape to the Country	15:45 Going Back Giving Back
107 FOUR HD	05:30 This Is BBC Four HD	18:58 This Is BBC Four HD

Worried you'll miss a programme? Well worry no more. You can set a reminder from the TV Guide or while watching live TV.

From the TV Guide (Screen 1).

Highlight the programme, you want to set a reminder for, press OK and select Set reminder

While watching live TV (Screen 2).

Highlight a programme, press OK and select Set reminder

The reminder prompt will appear on screen 30 seconds before the programme starts, and will then auto tune to the channel (Screen 3).

2

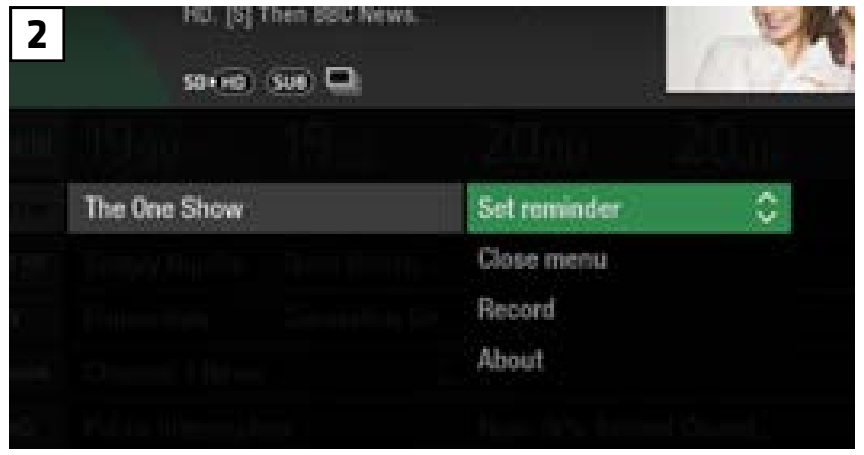

The One Show
Set reminder
Close menu
Record
About

3

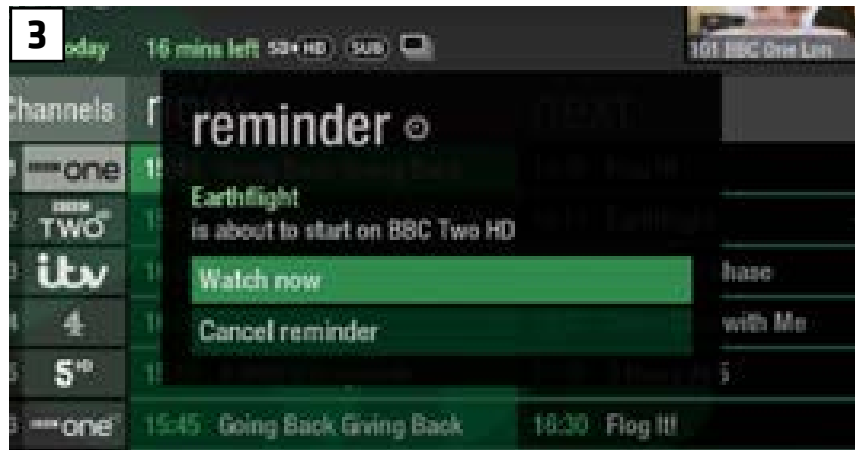
16 mins left SD HD SUB
101 BBC One Lon
Channels
one
TWO
itv
4
5HD
one
15:45 Going Back Giving Back
18:30 Flog It!

reminder
Earthflight
is about to start on BBC Two HD
Watch now
Cancel reminder

TOP TIP

To cancel a reminder, press BACK when the prompt is on screen.

Recordings

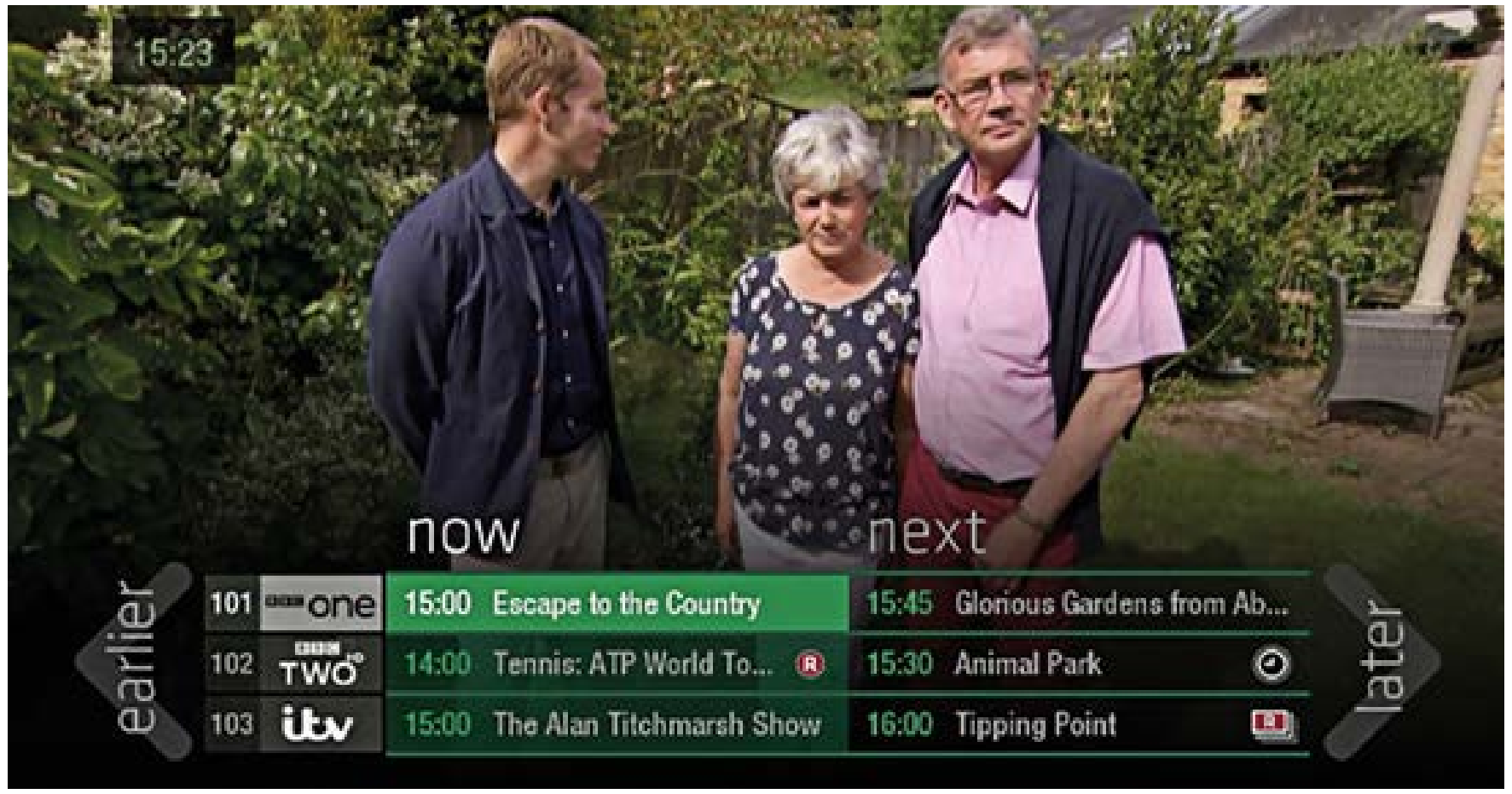
15:23
now
next
earlier
later

	now	next
101 one	15:00 Escape to the Country	15:45 Glorious Gardens from Ab...
102 TWO	14:00 Tennis: ATP World To... R	15:30 Animal Park
103 itv	15:00 The Alan Titchmarsh Show	16:00 Tipping Point

Ways to record

1) one touch record from live TV

To record the programme you're watching now, press R

2) from the Now & Next banner

Highlight the programme you want to record, press R

3) from the TV Guide

Highlight the programme you want to record, press R

4) from Showcase

Record any of the upcoming programmes in Showcase by pressing OK and selecting Record

5) from Search

Record straight from the Search results, by pressing OK and selecting Record

Multi tasking

Your Freesat box can record one channel while you watch another. Or you can record two different channels, and play back a recording you made earlier.

The box will need to be connected to the satellite dish with two cables. If you only use one cable, this feature won't be available.

Pressing standby while recording won't stop the recording. Your Freesat box will go into standby when the recording has finished.

Record from when you started watching

Your Freesat box automatically saves up to 30mins of the channel you're watching, even if you're not recording.

So if you decide that you want to record a programme part way through, press R and it will record from the point you tuned to that channel.

Handy auto prompts

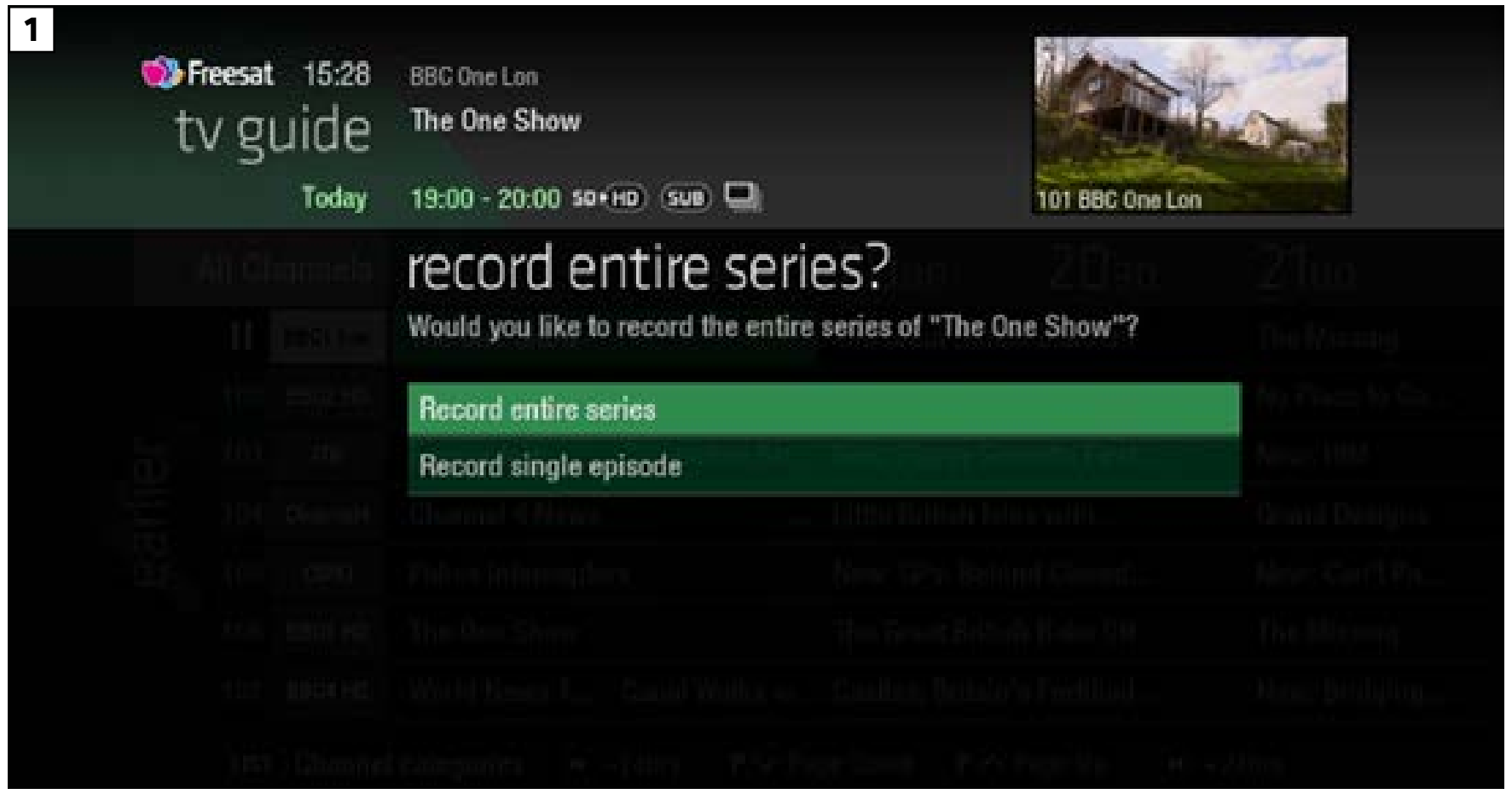
1
Freesat 15:28
tv guide
Today
BBC One Lon
The One Show
19:00 - 20:00 SD HD SUB
101 BBC One Lon
record entire series?

Would you like to record the entire series of "The One Show"?

Record entire series
Record single episode

Recording a series

If the programme is part of a series, you'll be asked whether to set the whole series to record (Screen 1).

HD alternative

If the programme is also on in HD, you'll be asked whether to record the High Definition version.

Solving a recording conflict

Your Freesat box will help you solve the recording conflict by searching the TV listings (Screen 2).

If the programme is on at another time in the TV listings your Freesat box will suggest it.

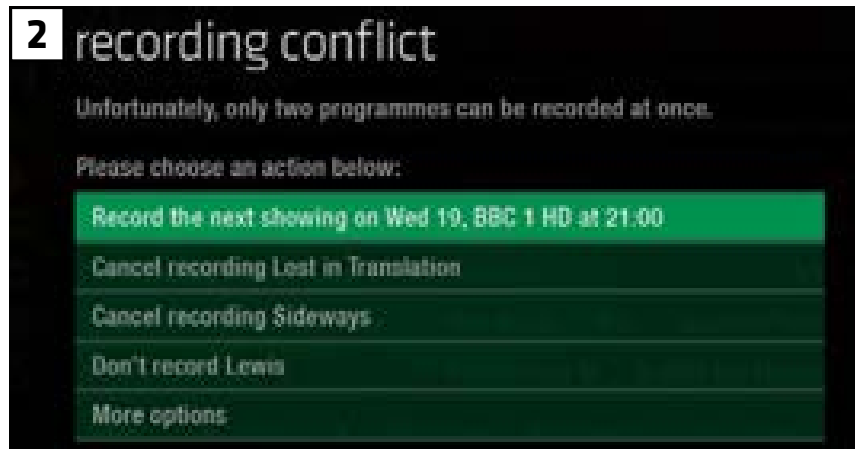
2
recording conflict

Unfortunately, only two programmes can be recorded at once.

Please choose an action below:

Record the next showing on Wed 19, BBC 1 HD at 21:00
Cancel recording Lost in Translation
Cancel recording Sideways
Don't record Lewis
More options

See what you've set to record

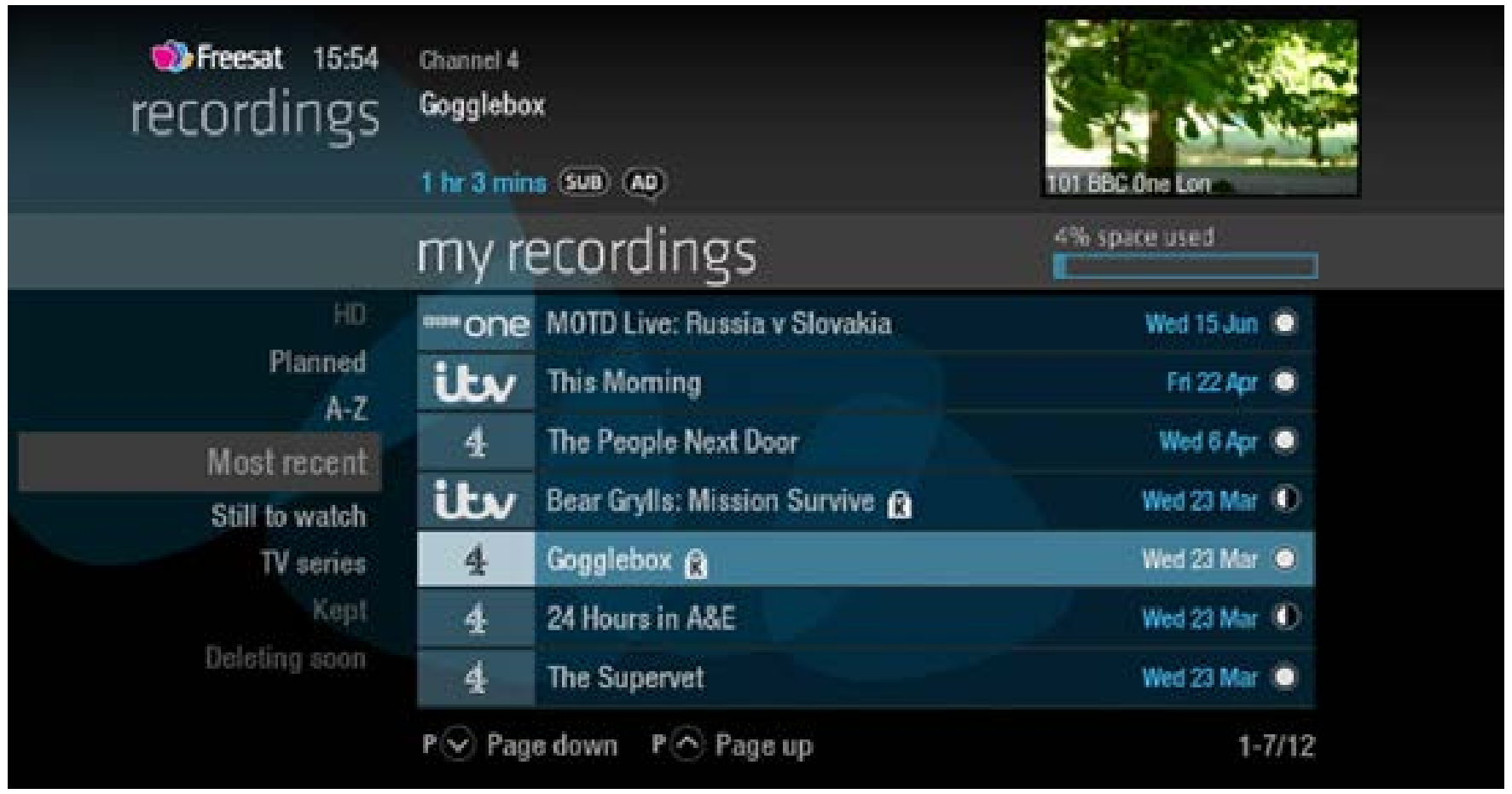
Freesat 15:54
recordings
Channel 4
Goggglebox
1 hr 3 mins SUB AD
101 BBC One Lon
my recordings
4% space used
HD
Planned
A-Z
Most recent
Still to watch
TV series
Kept
Deleting soon
one MOTD Live: Russia v Slovakia Wed 15 Jun
itv This Morning Fri 22 Apr
4 The People Next Door Wed 6 Apr
itv Bear Grylls: Mission Survive Wed 23 Mar
4 Gogglebox Wed 23 Mar
4 24 Hours in A&E Wed 23 Mar
4 The Supervet Wed 23 Mar
P Page down P Page up
1-7/12

Press RECORDINGS on your remote control and navigate to the 'planned' section.

All the programmes you've set to record are listed chronologically by the recording date.

When a programme is being recorded or is set to record the recording icon Ⓡ will appear next to it in the TV guide.

R shows the programme is part of a series. All episodes will be recorded and stored together.

RECORDING ICONS

!	to be deleted soon
K	kept (won't be deleted)
○	unwatched
◐	part watched
R	series recording set
Ⓡ	recording set
⚠	recording failed
↺	watch from the start

Find and watch a recording

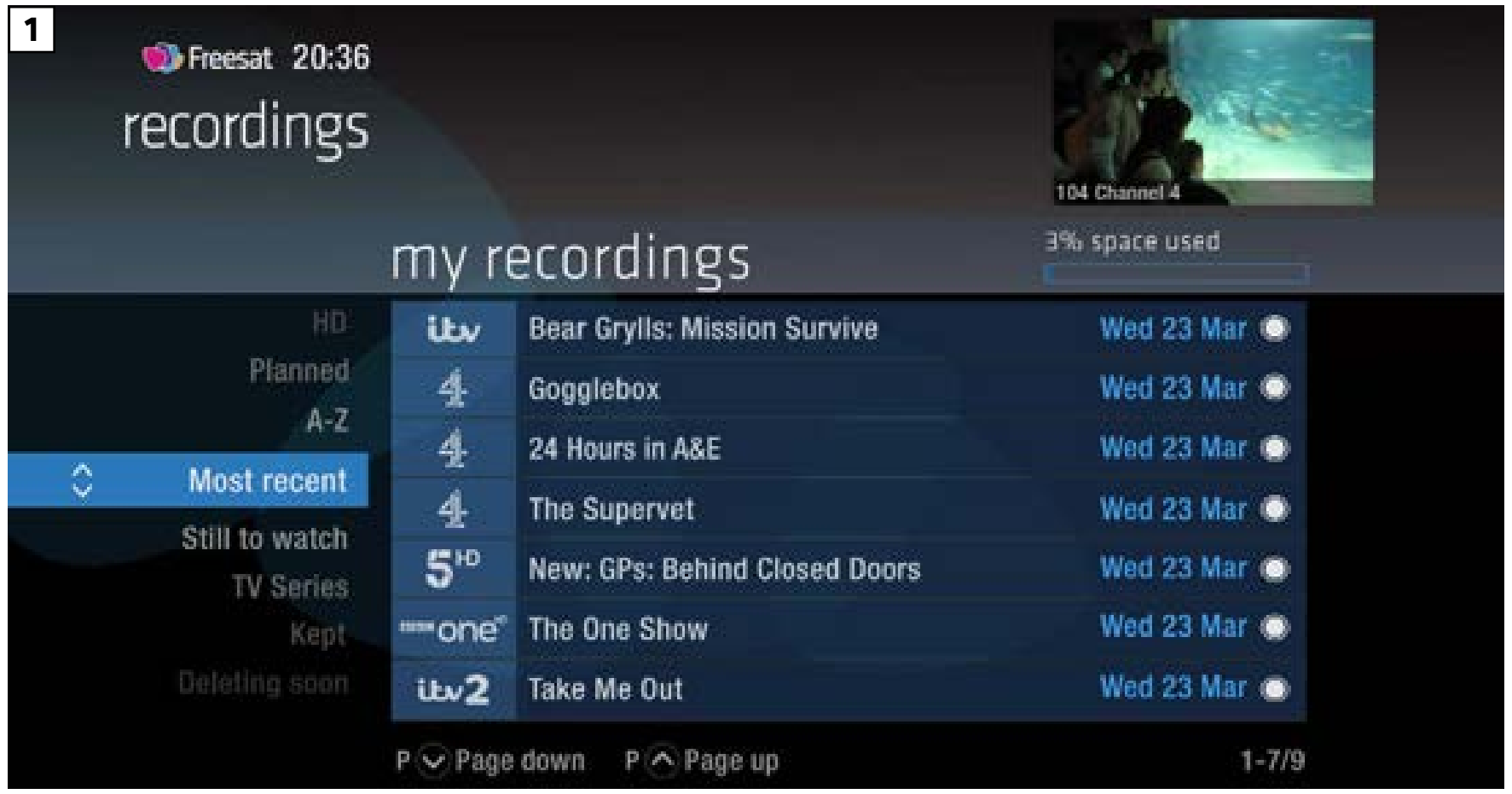
1
Freesat 20:36
recordings
104 Channel 4
my recordings
3% space used
HD
Planned
A-Z
Most recent
Still to watch
TV Series
Kept
Deleting soon
itv Bear Grylls: Mission Survive Wed 23 Mar
4 Gogglebox Wed 23 Mar
4 24 Hours in A&E Wed 23 Mar
4 The Supervet Wed 23 Mar
5HD New: GPs: Behind Closed Doors Wed 23 Mar
one The One Show Wed 23 Mar
itv2 Take Me Out Wed 23 Mar
P Page down
P Page up
1-7/9

Press RECORDINGS (Screen 1).

All the programmes you've recorded are stored here. You can choose how they're listed, either alphabetically A-Z by date, Most recent or not watched yet, Still to watch

Highlight the programme you want to watch, press OK and select Watch now (Screen 2).

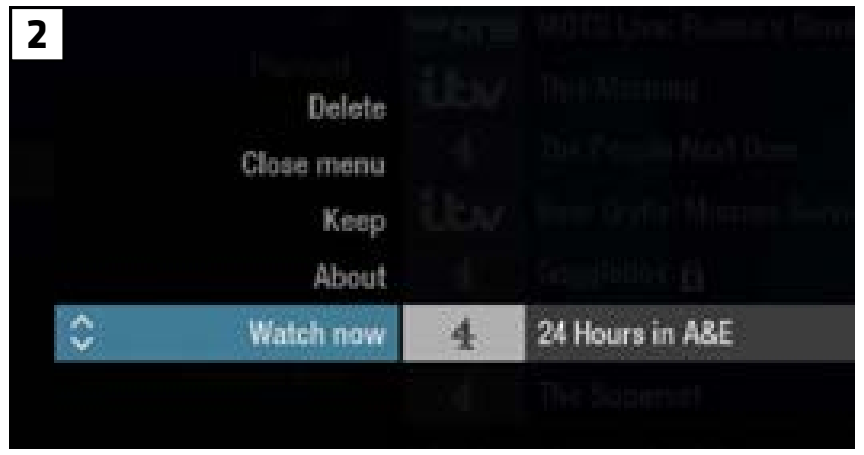
2
Planned
Delete
Close menu
Keep
About
Watch now
24 Hours in A&E
The Supervet

Recording playback controls

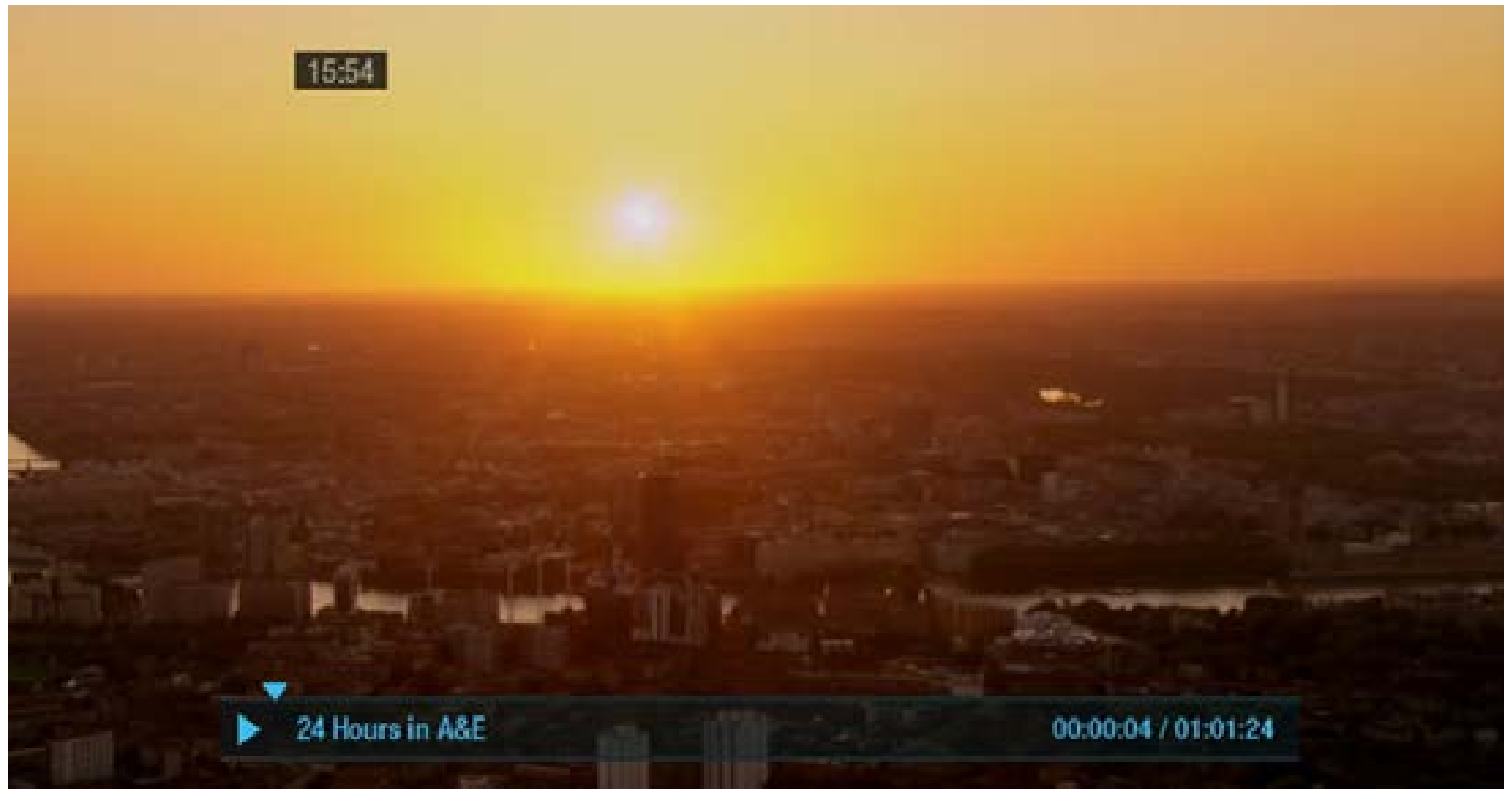
15:54
24 Hours in A&E
00:00:04 / 01:01:24

PLAY

To start watching a recording, highlight the recording, press OK and select Watch now

FAST FORWARD AND REWIND

Press ⏪ or ⏩ to shift to a different place in the recording (Screen 1).

You can choose different speeds, up to 32x by pressing ⏪ or ⏩ repeatedly.

PAUSE

Press ⏸ to freeze the screen while you're playing, fast forwarding or rewinding a programme.

STOP

To return to your Recordings, press ⏹

Pick up a recording from where you left off

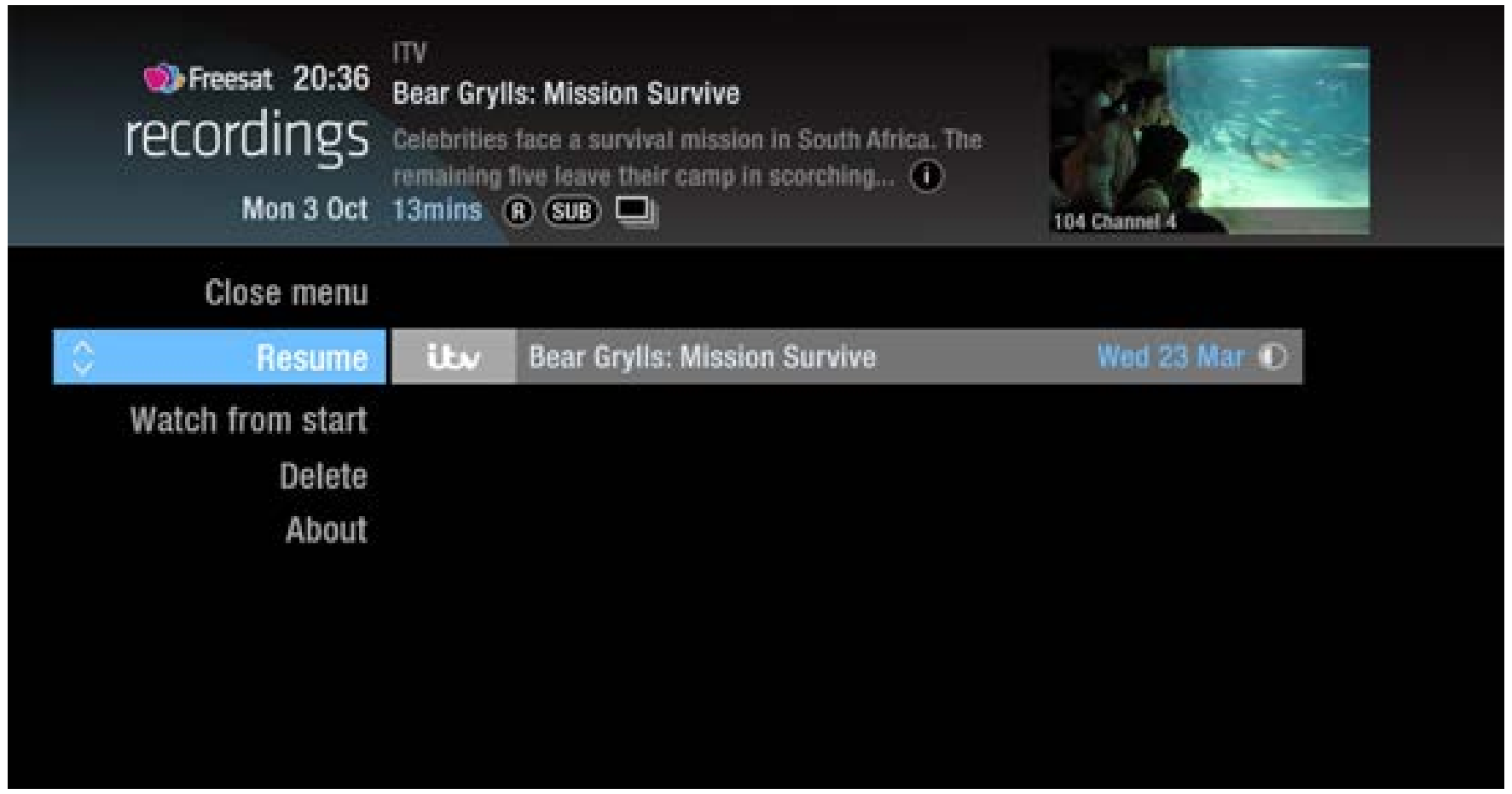
Freesat 20:36
recordings
Mon 3 Oct
ITV
Bear Grylls: Mission Survive

Celebrities face a survival mission in South Africa. The remaining five leave their camp in scorching...

13mins
R
SUB
104 Channel 4
Close menu
Resume
itv
Bear Grylls: Mission Survive
Wed 23 Mar
Watch from start
Delete
About

If you want to go back to a recording you stopped halfway through, highlight the recording and press OK

You'll have the option to:
Watch from start or Resume. Resume will play from the point you left off.

Checking your remaining viewing time

See how long you have left to watch by pressing any of the arrow buttons.

Managing your recording space

You can see how much space there is left for new recordings using the bar at the top of the Recordings screen. It's worth remembering that high definition (HD) programmes use more recording space than standard definition (SD) programmes.

Recording space

Your box will automatically delete the oldest watched recording if there's not enough space for a new recording.

Programmes that are next in line to be deleted are stored in the folder 'deleting soon'.

Deleting a recording

Press RECORDINGS

Highlight the recording you want to delete, press OK and select Delete from the list.

If the recording is part of a series you also have the option to delete all recorded episodes.

Keeping your recordings

Press RECORDINGS

Highlight the recording you want to protect from being deleted, press OK and select Keep from the list. The Keep icon K will be added to the recording (Screen 2).

All 'Kept' recordings are stored in their own folder.

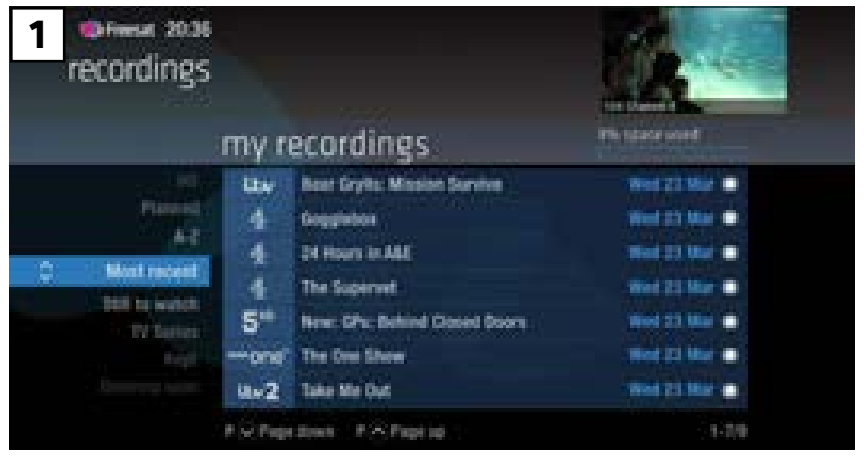
1
Freesat 20:36
recordings
my recordings
Planned
A-Z
Most recent
Still to watch
TV Series
Kept
itv
Bear Grylls: Mission Survive
Gogglebox
24 Hours in A&E
The Superval
New: GPs: Behind Closed Doors
The One Show
Take Me Out
Wed 23 Mar
Page down
Page up

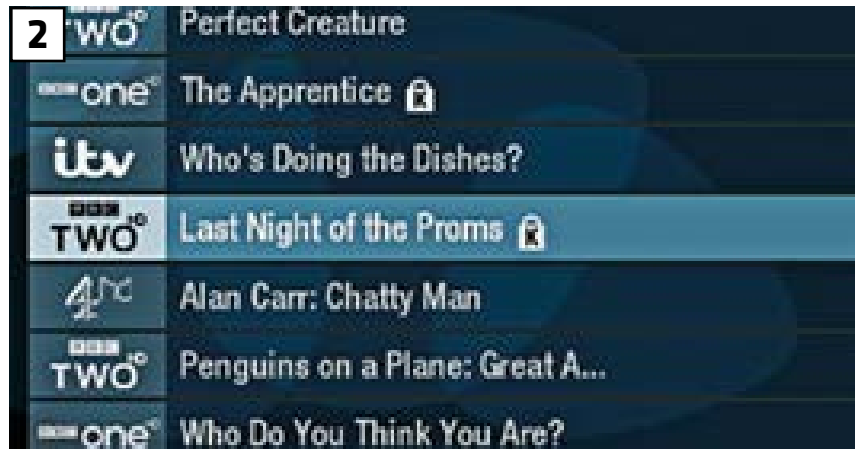
2
Perfect Creature
one
The Apprentice
itv
Who's Doing the Dishes?
TWO
Last Night of the Proms
Alan Carr: Chatty Man
TWO
Penguins on a Plane: Great A...
one
Who Do You Think You Are?

Pause and rewind live TV

x2
BBC one
Going Back Giving Back

Pause the action and pick up where you left off, and rewind the best bits again and again.

Pause live TV

To pause the programme you're watching, press ⏸.

You can pause live TV for up to two hours.

When you're ready to watch again, press ▶ .

After two hours on pause your box will automatically start to play from the point that you paused the TV.

Rewind live TV

To rewind the programme you're watching, press ⏪.

To return to live TV from pause playback and rewind playback press EXIT.

Connect to the internet

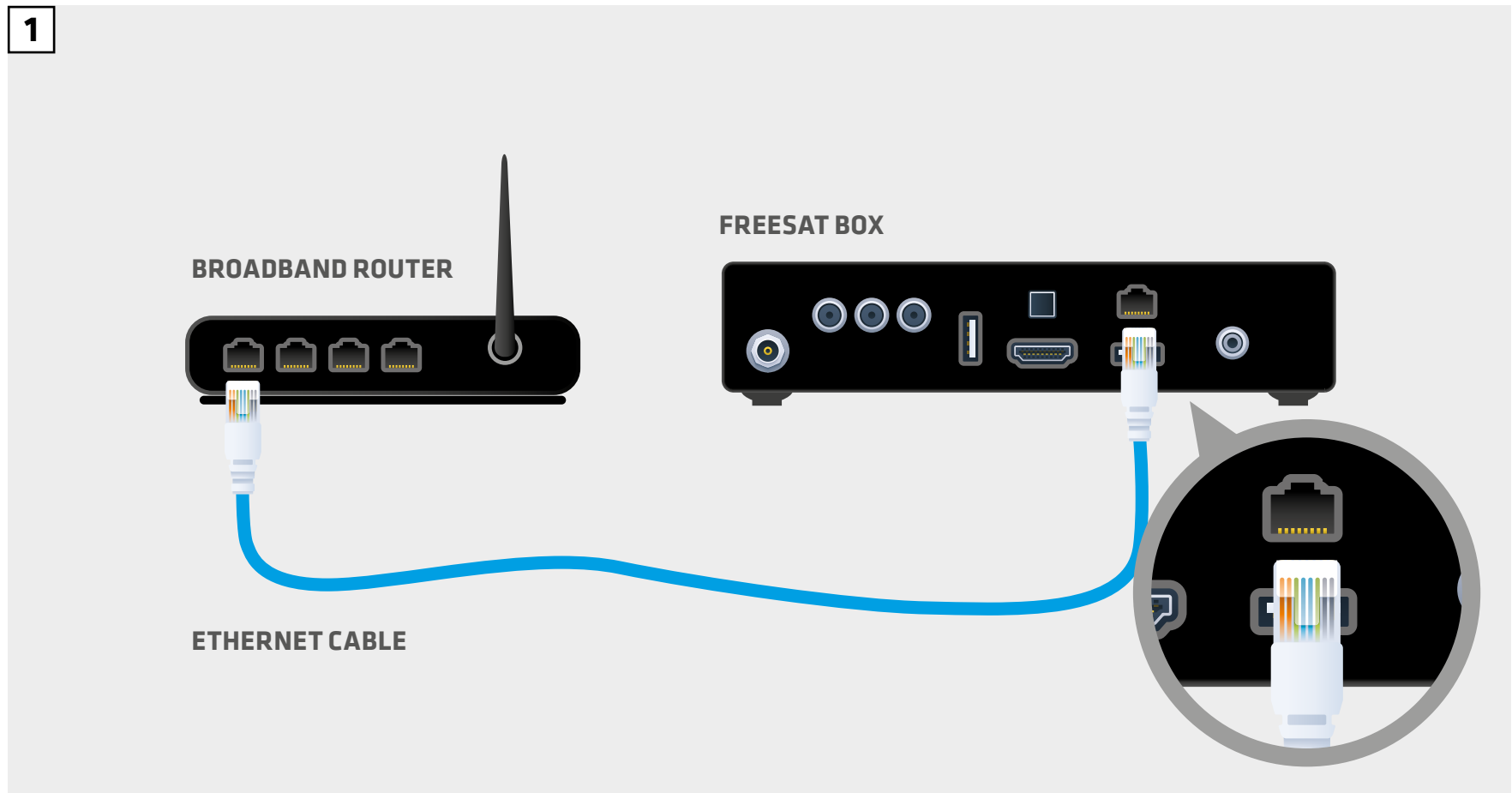

Connect to the Internet and open up a whole new part of the TV Guide.

You'll be able to Roll Back through the TV Guide on some channels to catch up on programmes you've missed over the last 7 days. You'll also be able to enjoy the On Demand services on Freesat.

Minimum 2Mps broadband speed required.

The best way to connect is with an Ethernet cable. Slot one end into the Ethernet port on the back of the box, and the other end into an Ethernet port on your router (Illustration 1). That's it, you're connected.

If your router is too far away to use a cable, you can connect to your home Wi-Fi network. The box will automatically display available Wi-Fi networks and you'll just need to enter your password.

Or, try using a pair of Homeplug Adapters. They're a safe and convenient way to access the Internet around your house using the electrical wiring.

Free On Demand Players

BBC iPlayer · itv · Demand 5 · STV Player · YouTube · BBC SPORT · BBC NEWS

Optional Pay On Demand Players

NETFLIX · wuaki.tv · CURZON HOME CINEMA · hopster

On Demand

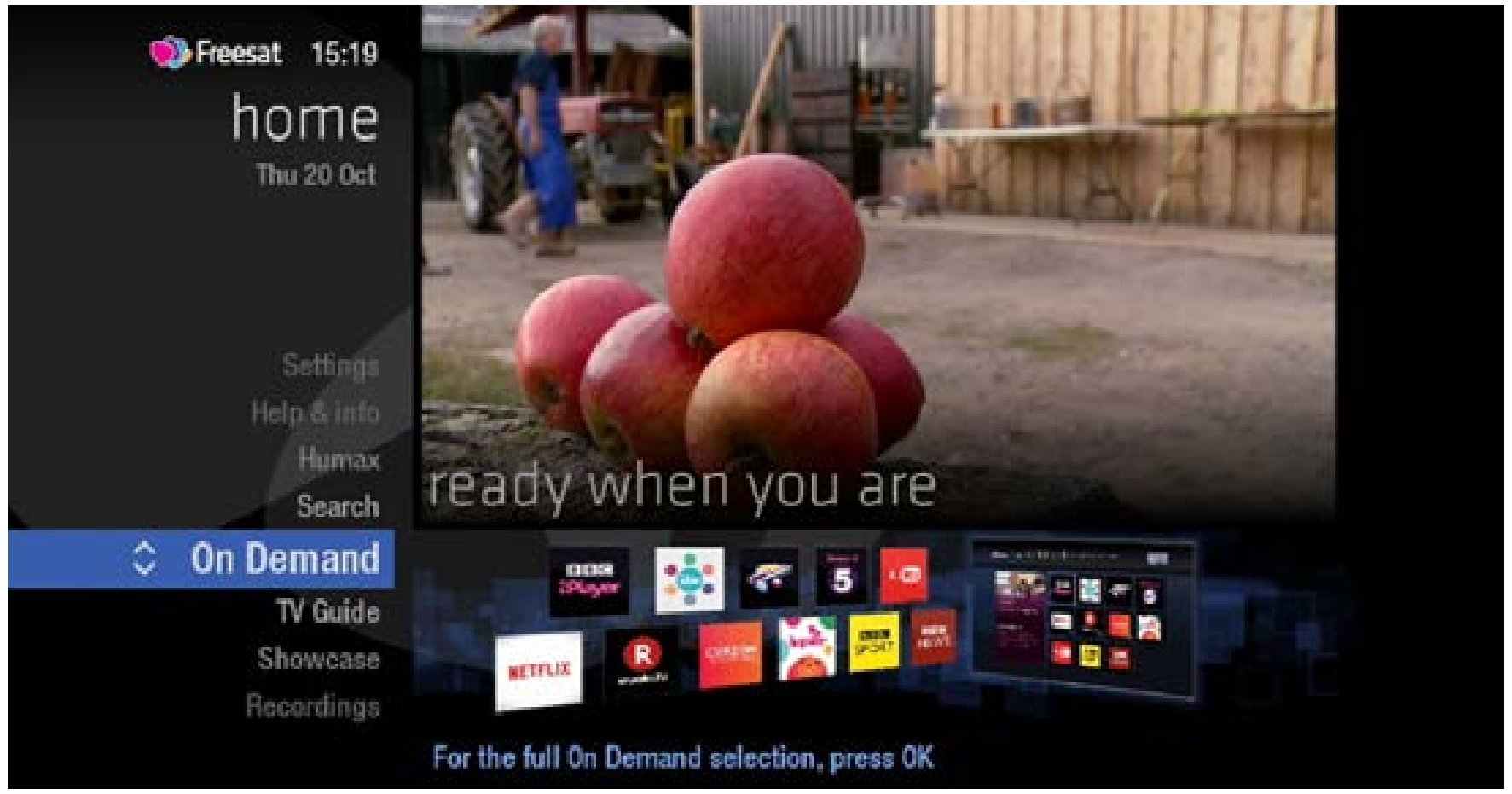
Freesat 15:19
home
Thu 20 Oct
Settings
Help & info
Humax
Search
On Demand
TV Guide
Showcase
Recordings
ready when you are
For the full On Demand selection, press OK

Find hundreds of hours of programmes ready to watch whenever you want.

Press HOME on your remote control.

Go to On Demand, and press OK to see all available On Demand services. (Screen 2).

Use ◀ ▶ ▼ ▲ to browse through the On Demand services and OK to select.

Whilst watching an On Demand programme, you can use the playback buttons ▶ ⏸ and ■, just like a recording.

On Demand programmes are not available to record.

NEED TO KNOW

Your Freesat box needs to be connected to the Internet.

2


Freesat 20:36 on demand
discover showcase
BBC iPlayer
Demand 5
NETFLIX
CURZON
YouTube
Player
BBC SPORT
BBC NEWS

Showcase

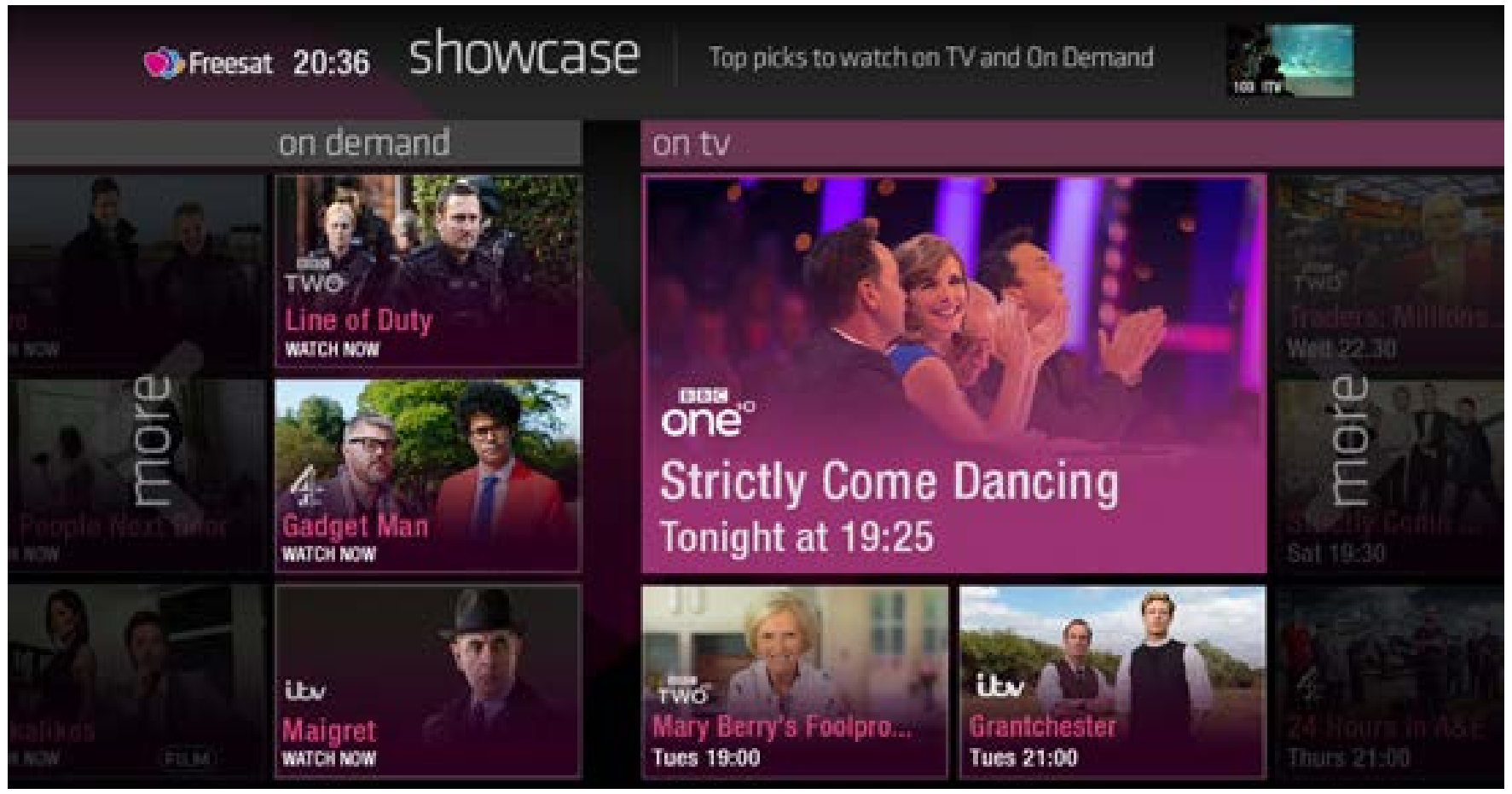
Freesat 20:36 showcase
Top picks to watch on TV and On Demand
on demand
on tv
more
TWO
Line of Duty
WATCH NOW
Gadget Man
WATCH NOW
Maigret
WATCH NOW
one
Strictly Come Dancing
Tonight at 19:25
TWO
Mary Berry's Foolpro...
Tues 19:00
Grantchester
Tues 21:00
more

The Freesat team's picks of what to watch this week and what's available On Demand.

To visit Showcase, press HOME on your remote control then select **Showcase**

Use ◀ ▶ ▼ ▲ to explore the Showcase picks. You also also filter the picks using the genre categories.

Select a show and press OK. You'll then have the option to watch a programme from On Demand, or to set a recording from the On TV section.

TOP TIP

Showcase is divided in to two sections.

On the left are programme picks you may have missed and are available to watch On Demand.

On the right are upcoming shows that you may want to watch, or set a recording for.

Search

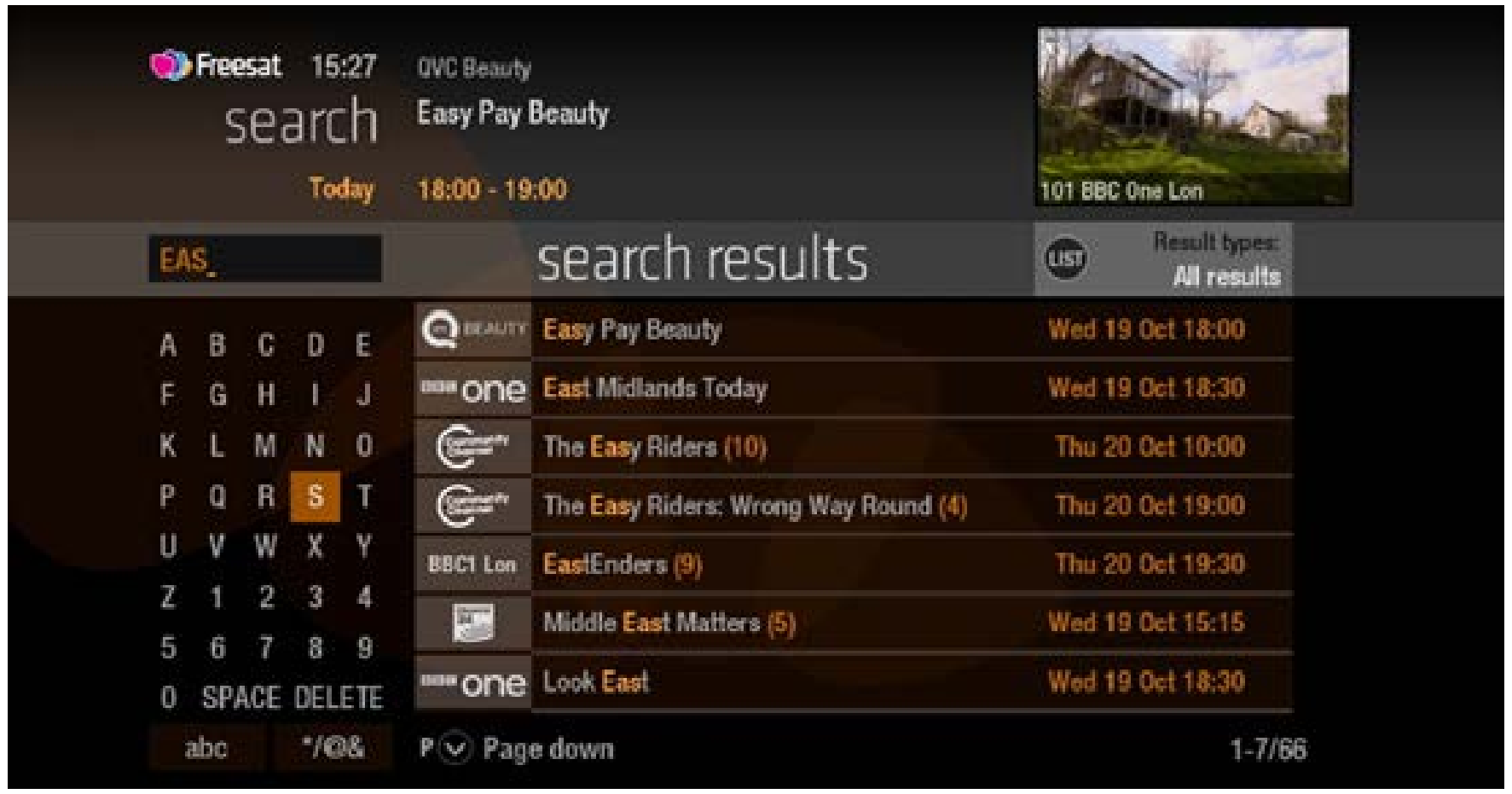
Freesat 15:27
search
Today
QVC Beauty
Easy Pay Beauty
18:00 - 19:00
101 BBC One Lon
EAS_
search results
LIST
Result types:
All results
A B C D E
F G H I J
K L M N O
P Q R S T
U V W X Y
Z 1 2 3 4
5 6 7 8 9
0 SPACE DELETE
abc
*/@&
P Page down
1-7/66

Q BEAUTY	Easy Pay Beauty	Wed 19 Oct 18:00
BBC one	East Midlands Today	Wed 19 Oct 18:30
Community Channel	The Easy Riders (10)	Thu 20 Oct 10:00
Community Channel	The Easy Riders: Wrong Way Round (4)	Thu 20 Oct 19:00
BBC1 Lon	EastEnders (9)	Thu 20 Oct 19:30
	Middle East Matters (5)	Wed 19 Oct 15:15
BBC one	Look East	Wed 19 Oct 18:30

With so much great TV to choose from, we've made it easy to find what you're looking for.

Press SEARCH on your remote control.

Use the arrows on your remote control ▲ ▼ ◀ ▶ to highlight a letter and OK to select. Results will appear once you've entered three letters.

You can filter the search results by TV or Radio, or by any channel category.

Once you've found the programme you're looking for, highlight it and press OK. You'll be given all the options available for that specific programme, including Watch now or Record

TOP TIP

- You can leave out common words from the search, like 'the', 'a', 'an, 'with' 'of'.
- There's no need to include hyphens or apostrophes.
- To clear the search bar and start again, press Back

Controlling your children's viewing

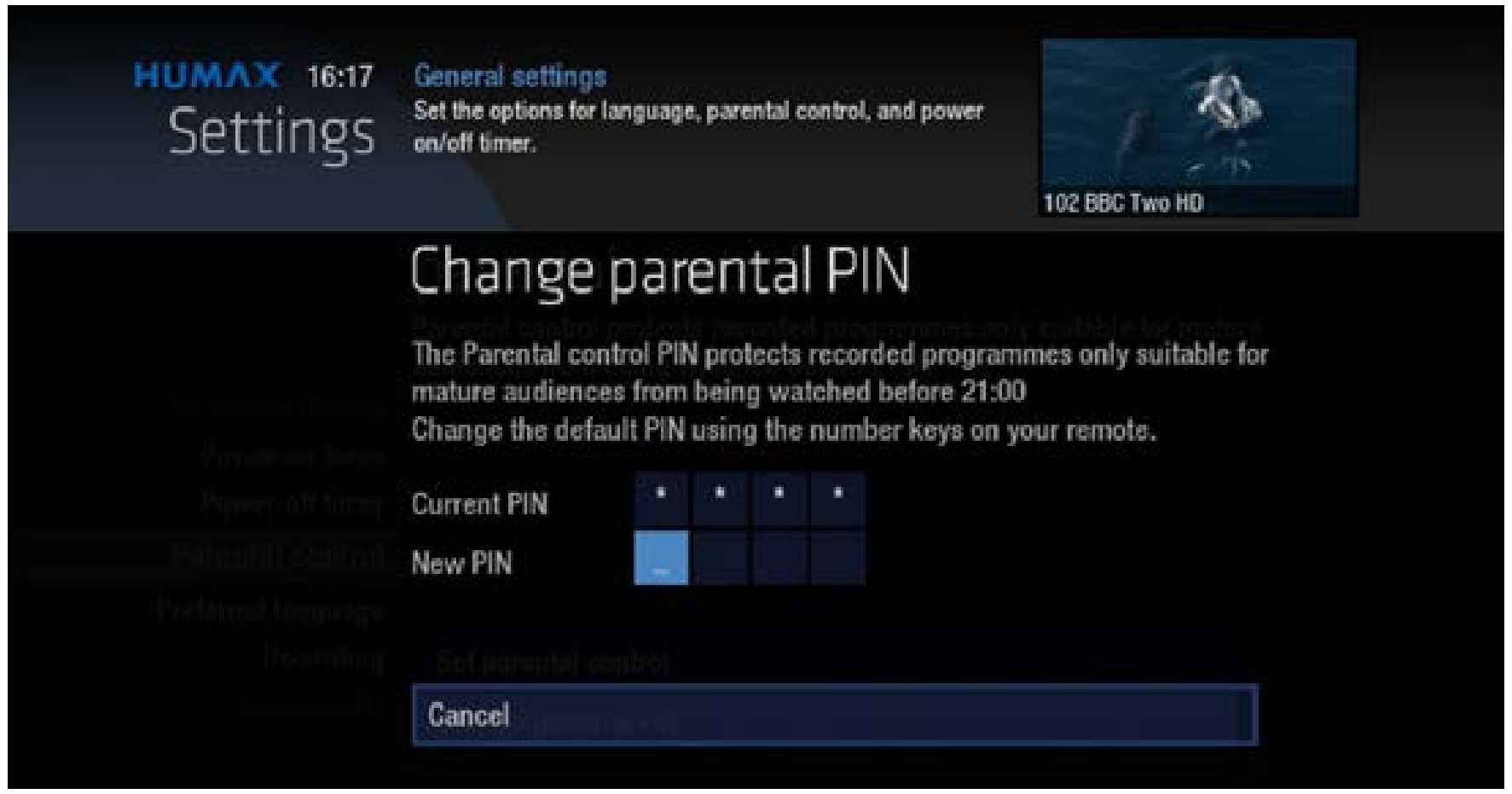
HUMAX 16:17
Settings
102 BBC Two HD
Cancel

General settings

Set the options for language, parental control, and power on/off timer.

Change parental PIN

The Parental control PIN protects recorded programmes only suitable for mature audiences from being watched before 21:00

Change the default PIN using the number keys on your remote.

Current PIN * * * *

New PIN

Some programmes after the 9pm watershed may not be suitable for children. By setting a four digit PIN you can lock recordings of these programmes to stop them being played back without your permission.

TOP TIP

Once you've set your PIN, you can also block adult channels from appearing in the TV Guide.

Setting your four digit PIN

When you first set up your box, you'll be asked to create your four digit PIN.

You can change your PIN code at any time by selecting HOME, followed by Settings and then Parental Controls.

You can restrict viewing of On Demand programmes in the same way.

This can either be done by following the prompts during the first time installation process, or by visiting Home, Settings then going to General Settings.

Hiding Adult channels

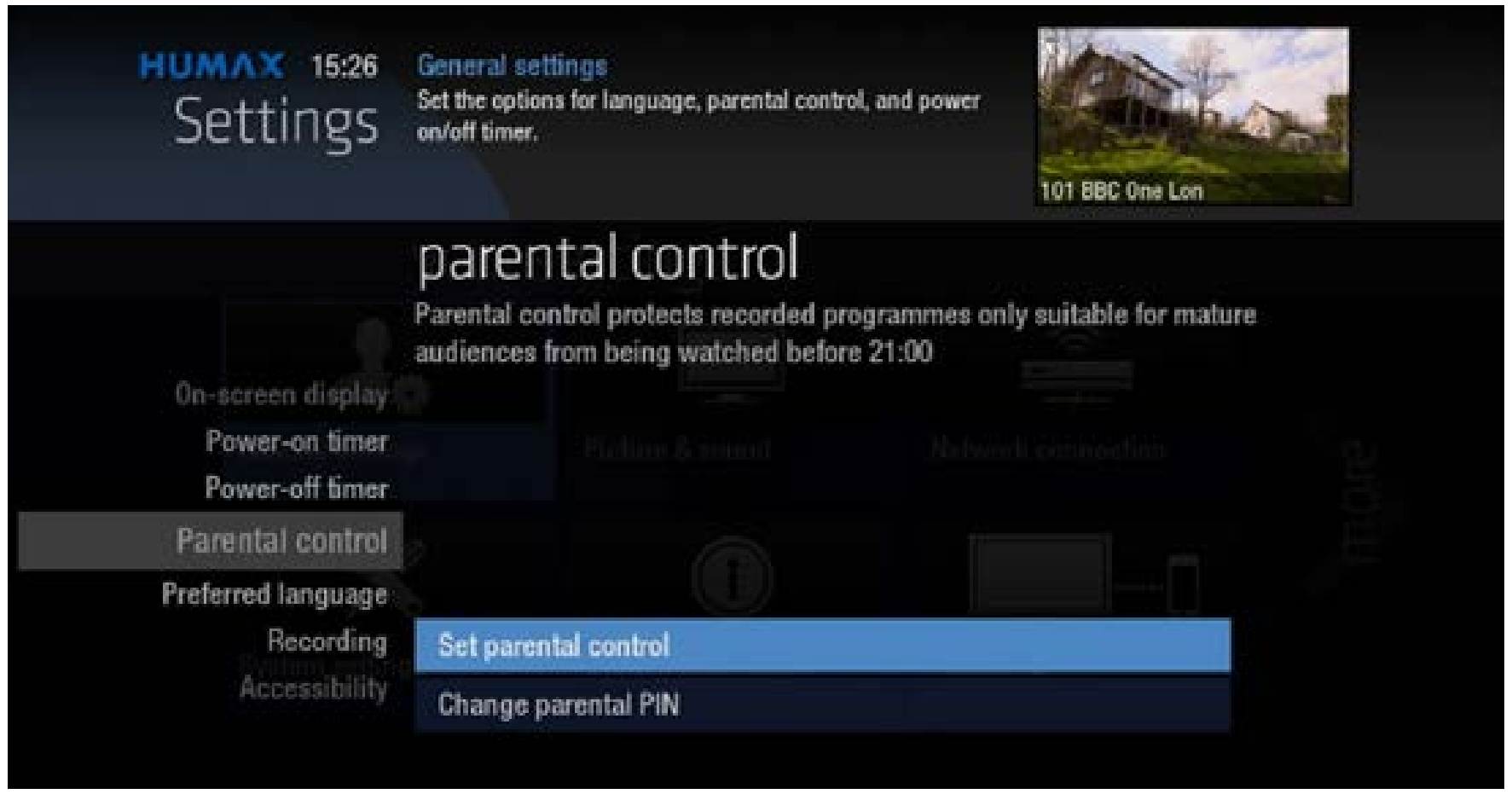
HUMAX
15:26
Settings
General settings
101 BBC One Lon
On-screen display
Power-on timer
Power-off timer
Parental control
Preferred language
Recording
Accessibility
Picture & sound
Network connection
more
Set parental control
Change parental PIN

Set the options for language, parental control, and power on/off timer.

parental control

Parental control protects recorded programmes only suitable for mature audiences from being watched before 21:00

You can hide all channels classified as 'Adult' from the TV Guide. Press SETTINGS and then select Settings and then Parental controls

Here you have the option to hide all Adult channels from the TV Guide.

Turning off all PIN controlled restrictions

You can turn off all PIN restrictions by selecting HOME, followed by Settings and then Parental Controls.

Accessibility

These services make programmes available to visually impaired and hard of hearing customers.

Digital subtitles, audio description and signed programmes are provided by the broadcasters, but whenever they are available Freesat customers can use them.

Digital subtitles

Subtitles are a text version of the dialogue in a programme. Look out for SUB in the TV Guide which indicates they are available for that programme.

To turn subtitles on while watching live TV, press SUB. To turn them off, press SUB again.

Audio description

Audio description is an additional audio service which describes what is happening on screen, including language, movements, actions and expressions. Look out for AD icon in the TV Guide which indicates they are available for that programme.

To turn audio description on while watching live TV, press AD. To turn it off, press AD again.

Signed programmes

Some broadcasters provide a signed version of popular programmes for hard of hearing viewers. Look out for SL in the TV Guide which indicates it is a signed programme.

Safety Instructions

1. Mains Supply

a) Operate this product only from the type of power supply indicated on the marking label. If you are not sure of the type of power supplied to your home, consult your local power company.

b) Disconnect the product from the mains before you start any maintenance or installation procedures.

2. Overloading

Do not overload a wall outlet, extension cord or adapter as this may result in electric fire or shock.

3. Liquid

The product should not be exposed to liquid of any kind. In addition, no objects filled with liquid should be placed on the apparatus.

4. Cleaning

a) Disconnect the product from the wall outlet before cleaning

b) Use a light damp cloth (no solvents) to dust the product.

5. Ventilation

a) The slots on top of the product must be left uncovered to allow proper airflow into the unit.

b) Do not stand the product on soft furnishings or carpets.

c) Do not stack electronic equipment on top of the product.

6. Attachments

Do not use any unsupported attachments as these may be hazardous or cause damage to the product.

7. Lighting, storm or not in use

Unplug the product from the wall outlet and disconnect the antenna during a thunderstorm or when left unattended and unused for long periods of time. This will prevent damage to the unit due to lightning and power-surges.

8. Extraneous objects

Do not insert anything through the openings in the unit, where they can touch dangerous voltage points or damage parts.

9. Replacement of parts

When replacement of parts is required, be sure the service technician uses replacement parts specified by the manufacturer or those that have the same characteristics as the original part. Unauthorized substitution may result in additional damage to the unit.

10. Connection to the aerial

Disconnect the product from the mains before connecting or disconnecting the cable from the aerial. Failure to do so can damage the aerial.

11. Connection to the TV

Disconnect the product from the mains before connecting or disconnecting the cable from the TV. Failure to do so can damage the TV.

12. Location

a) Place the product indoors to avoid exposing it to lightning, rain or sun. Do not place it near a radiator or heat register.

b) We recommend that the product has 10 cm clearance from any other appliances susceptible to electromagnetic influences, such as a TV or a VCR.

c) Do not block the openings with any object, and do not place the product on a bed, sofa, rug, or other similar surface.

d) If you place the product on a rack or a bookcase, ensure that there is adequate ventilation and that you have followed the manufacturer's instructions for mounting.

e) Do not place the product on an unstable cart, stand, tripod, bracket, or table where it can fall. A falling product can cause serious injury to a child or adults, and serious damage to the appliance.

Warning

1. To avoid damage of the power cord or plug

a) Do not modify or process the power cord or plug arbitrarily.

b) Do not bend or twist the power cord.

c) Make sure to disconnect the power cord holding the plug.

d) Keep heating appliances as far as possible from the power cord in order to prevent the cover vinyl from melting.

e) The mains plug, as a disconnection device, shall remain readily accessible by the user.

2. To avoid electrical shock

a) Do not open the main body.

b) Do not insert metal or inflammable objects inside the product.

c) Do not touch the power plug with wet hands.

d) Disconnect the power cord in case of lightning.

e) Unplug power cable to install the antenna cable.

3. To avoid damage of product

Do not use the product when it is out of order. If you continue to use the product when defective, serious damage can be caused. Make sure to contact your local product distributor if the product is out of order.

4. To avoid damage of the USB hard drive

a) Do not turn the power off suddenly while the USB hard drive is running.

b) The company shall not be liable for any corruption of data on USB hard drive caused by carelessness or misuse.

Troubleshooting

Before contacting your local service centre, please read the tips below carefully. If the problem persists after completing the following procedure, please contact your local product distributor or service centre for further instructions.

1. The product will not switch on

a) Check the main power cable and make sure it is plugged into a suitable power outlet.

b) Check that the mains supply is switched on.

c) Connect the power cable to a different power outlet.

2. No picture

a) Make sure that the product is powered on and in operation mode. (Press the STANDBY button)

b) Make sure that the AV cables is firmly connected to theTV.

C) Make sure that the antenna cable is properly connected to the product.

d) Be sure to activate channel search.

e) Check the brightness level of the TV.

f) Check if the channel is currently on air.

3. Poor picture/sound quality

a) Make sure there is no mobile phone or microwave oven near the product.

b) Keep the power cable and the RF cable apart from each other.

Note: If the antenna is covered with snow or the RF is weakened by heavy rain, the condition of the sound and picture may temporarily be poor. However, poor sound and picture quality due to weather conditions cannot be accepted as a malfunction of product.

c) Change the satellite dish for a larger one as this will increase the signal levels received.

d) Replace the LNB with a lower noise factor in case the noise factor is too high.

e) Replace the LNB with a new one in case it is damaged or out of order.

f) Install the antenna in an obstacle-free place.

h) Check the signal levels and adjust your antenna if the level is too low. The signal level may be affected by weather conditions.

Troubleshooting

4. No or poor sound

a) Check that your AV cable is connected correctly.

b) Check the volume levels of your TV set and the product.

c) Check if the product or TV is on mute.

5. Remote control does not operate

a) To control the product, make sure that the STB mode is selected on the remote control.

b) To control the product, the top end of the remote control should point directly towards the receiving part of the product.

c) Remove and reinsert the batteries in the remote control.

d) Replace the batteries in the remote control for a new set.

6. Cannot make reservations

a) Check that no previous reservations are conflicting with the new reservation.

7. Channel search does not work

a) Make sure that the antenna setting in the menu is correct.

8. Cannot record progammes

a) Check if the USB hard drive is connected for recording purpose.

b) The USB hard drive is full. Delete unnecessary programmes and make space for new recording.

c) Check if the recording conflicts with another channel. Stop the current recording or wait until the recording is finished.

d) Check that the product is switched on when the recording starts.

Factory Reset

To perform a complete reset of your box go to **Settings**, then **System Settings**. Select **Factory default** and **Reset system**.

You will need to enter your PIN to proceed (the default pin is 0000)

Once you've entered your PIN the box will restart and you will need to begin the installation process.

Setting the Universal Remote Control

1. Select the TV button on the remote control. The button will blink once.

2. Keep pressing the button for 3 seconds until the button lights on.

3. Enter the 3-digit code. Every time a number is entered, the button will blink. When the third digit is entered, the button will blink twice.

4. If a valid 3-digit code is entered, the product will power off.

5. Press the OK button and the mode button will blink three times. The setup is complete.

6. If the product does not power off, repeat the instruction from 3 to 5.

TOP TIP

When no code is entered for one minute, the universal setting mode will switch to normal mode.
Try several setting codes and select the code that has the most functions.

Remote Control Function List

The keys on the remote control function as in the list below. Some keys may not function depending on the product.

Button	TV	Button	TV
STANDBY	POWER	**Exit**	EXIT
TV			VOLUME UP
STB			VOLUME DOWN
RECORDINGS		**Home**	MENU
MUTE	MUTE	**i**	INFO
TEXT	TEXT	**P ^**	PAGE UP
⏮	TEXT MIX	**P v**	PAGE DOWN
■	PIP INPUT	**RED**	RED
⏭	TEXT OFF,	**GREEN**	GREEN
◀◀	PIP OFF	**YELLOW**	YELLOW
▶	TEXT EXPAND	**BLUE**	BLUE
▶▶	PIP	**1**	1
R	PIP MOVE	**2**	2
II	TEXT HOLD	**3**	3
List		**4**	4
Search		**5**	5
TV Guide	GUIDE	**6**	6
OK	OK	**7**	7
UP	UP	**8**	8
LEFT	LEFT	**9**	9
RIGHT	RIGHT	**0**	0
DOWN	DOWN	**SUB**	SUBTITLE
Back	LAST	**AD**	

TV Code List

Brand	Code
A.R. Systems	102, 006, 080, 066
Accent	006
Acer	261, 278, 305
Acoustic Solutions	210, 312, 324, 370, 386, 428, 477
Acura	002
ADL	224
Admiral	043, 014, 015, 023
Advent	192, 342
Adyson	034, 035
AEG	211, 256, 327, 489
Agashi	043, 034, 035
AGB	094
Agef	014
Aiko	006, 061, 043, 074, 002, 004, 011, 028, 034, 035, 065
Aim	006, 171
Airis	316, 413, 473
Aiwa	139, 141, 445
Akai	102, 006, 098, 144, 145, 111, 061, 043, 074, 148, 232, 280, 128, 122, 461, 109, 462, 489, 094, 084, 083, 065, 035, 034, 033, 028, 023, 011, 004, 002, 154, 321
Akiba	006, 036, 080, 045
Akito	006, 044
Akura	006, 144, 134, 204, 043, 036, 002, 026, 045, 071, 298, 327, 376, 451
Alaron	034
Alba	006, 144, 134, 204, 087, 064, 036, 005, 108, 473, 455, 447, 388, 099, 084, 077, 072, 065, 059, 034, 023, 002
AlfaView	220
All-Tel	190, 238
Allorgan	032, 035
Allstar	006
Amitech	131, 241
Amoi	315
Amplivision	064, 035, 049
Amstrad	006, 204, 043, 036, 074, 002, 023, 026, 062, 065, 071, 094, 128, 410, 436, 451
Anam	006, 002
Anam National	006, 129
Andersson	210, 211
Anglo	043, 002
Anitech	006, 043, 002, 045
Ansonic	006, 134, 064, 002, 017, 023, 042, 048 , 066, 070, 285
AOC	120, 266, 335
Apollo	083
Apro	420
Arc En Ciel	020
Arcam	034, 035
Ardem	006, 144
Arena	006
Aristona	102, 006
ART	204
Arthur Martin	023
ASA	010, 014, 017, 018, 055
Asberg	006
Asora	002
Asuka	043, 036, 034, 035, 045
Atec	340, 387
Atlantic	006, 032, 034, 042, 049
Atori	002
Auchan	023
Audiosonic	006, 144, 086, 145, 043, 064, 036, 002, 020, 035, 066, 190, 250, 405, 473
Audioton	086, 043, 064, 035
Audiovox	079
Aumark	009
Autovox	014, 032, 035, 056, 097
AVC	472
Avious	352
Awa	111, 005, 019, 002, 003, 035, 079, 271
Axxent	002
Baier	192
Baird	011, 012, 020, 033, 035, 054, 218
Bang & Olufsen	014
Barco	023
Basic Line	102, 006, 134, 204, 036, 080, 002, 023, 035, 045, 053, 066, 211
Bastide	035
Bauer	171, 344
Baur	006, 030, 061, 028, 056, 093, 096, 097, 101
Bazin	035
Beaumark	027
Beko	006, 144, 086, 145, 111, 064, 072, 172, 361, 405
Belson	138, 201, 215
Belstar	204
BenQ	223, 328, 329
Bensten	258, 436, 437
Beon	006, 072
Berthen	134
Best	064
Bestar	006, 064, 066
Bestar-Daewoo	066
Binatone	035
Black Diamond	444, 204, 211
Blackway	036, 045
Blaupunkt	030, 005, 080, 025, 028, 096, 101
Blue Media	340, 387
Blue Sky	102, 006, 144, 134, 204, 145, 087, 036, 080, 091, 119, 045, 215, 229, 254, 265, 310, 361, 380, 445
Blue Star	045
BlueH	391
Boca	361
Boman	256
Boots	002, 035, 044
Bork	265
Bosch	049
BPL	006, 033, 045, 202
Brandt	120, 144, 103, 020, 046, 052
Brimax	380
Brinkmann	006, 134, 086, 072, 095
Brionvega	006, 014, 062
Britannia	034, 035
Brother	043
Bruns	014
BSR	023
BTC	036
Bush	102, 006, 144, 134, 204, 138, 087, 061, 043, 036, 005, 108, 376, 373, 370, 361, 355, 352, 327, 388, 430, 431, 432, 440, 448, 451, 473, 476, 477, 478, 002, 033, 035, 044, 045, 056, 059, 065, 066, 095, 133, 164, 210, 213, 229, 232, 250
Canton	036
Capsonic	043
Carad	134, 204, 113
Carena	006, 080
Carrefour	006, 005, 010
Carver	025
Cascade	006, 002
Casio	006
Cat	373, 504
Cathay	006, 386
CCE	006
cello	397, 410, 418, 419, 420
Centrum	204
Centurion	006
Century	014
CGE	064, 023, 072
Changhong	180
Chimei	475, 415
Cimline	036, 002
Cineral	079
Cinex	128, 213, 327
Citizen	009
City	002
Clarivox	006, 010, 072
Classic	091
Clatronic	006, 144, 043, 064, 036, 002, 035, 049, 065, 256
Clayton	204
CMS	034

CMS Hightec	035
Concorde	002
Condor	006, 043, 064, 002, 034, 045, 049, 070, 072
Conia	179, 201, 298, 376
Conrac	172
Contec	006, 005, 002, 034
Continental Edison	087, 020, 046
Cosmel	006, 002
Crosley	014, 023
Crown	006, 144, 134, 204, 086, 145, 087, 111, 143, 064, 361, 135, 072, 071, 053, 033, 002
Crown Mustang	135
CS Electronics	036, 034
CTX	395
Curtis Mathes	009, 015, 021, 024, 079
Cybertron	036
Cytronix	246
D-Vision	102, 006, 451
Daewoo	102, 006, 124, 444, 036, 441, 406, 341, 338, 271, 249, 195, 192, 190, 164, 133, 119, 091, 079, 066, 035, 034, 002
Dainichi	036, 034
Daitsu	237
Dansai	006, 005, 002, 004, 033, 034, 035
Dansette	071
Dantax	144, 204, 086, 145, 064, 361, 445, 450
Datsura	033
Dawa	006
Daytek	221, 269, 271
Dayton	002, 221, 269
Daytron	006, 002, 066
De Graaf	098, 007, 023, 033
DEC	258
Decca	006, 011, 035, 044, 094, 118
Dell	235, 278
Denko	043
Denon	021

Denver	006, 108, 214, 256, 352, 410, 453, 473, 489
Desmet	006, 002, 014, 049
DGM	436
Diamant	006
Diamond	181
DiBoss	293
Digatron	006
Digihome	210, 370
Digiline	006, 134, 018
Digimate	198
Digital Device	340
Digitek	310, 380
Digitrex	478
Digix Media	195
Dixi	006, 002, 014, 035
DL	199, 258
DMTech	260, 438, 449, 454, 456
Domeos	134
Dream Vision	379
DTS	002
Dual	006, 204, 208, 035, 042, 054, 056, 095, 097, 164, 210, 219, 237, 468
Dual Tec	035
Dumont	010, 011, 014, 017, 035
Durabrand	285, 361, 453
Dux	006
Dynatech	035
Dynatron	006
e-motion	380
E:max	256, 316
Easy Living	230, 326, 402
Ecco	162
ECE	006
Edison-Minerva	087
Eiki	150
Elba-Sharp	094
Elbe	102, 006, 113, 036, 028, 035, 042, 048, 062, 070, 075, 094, 099, 121

Elcit	014, 023, 094
Elekta	043, 045
Element	376
Elfunk	204, 222
ELG	006
Elin	006, 098, 061, 002, 017, 056
Elite	006, 036, 049
Elta	043, 002
Emerson	006, 144, 134, 444, 086, 061, 064, 010, 014, 027, 045, 049, 065, 119
Emperor	045
Envision	266
Epson	243, 184, 186
Erae	267
Erres	006
ESC	006, 035
Etron	002, 023
Eurofeel	043, 035
Euroman	006, 043, 064, 034, 035
Europa	006
Europhon	006, 035, 094
Evesham	230, 340, 370, 382, 387
Evesham Technology	387
Evolution	395
Excors	467
Expert	023, 032, 042
Exquisit	006
FairTec	268
Fenner	002, 066
Ferguson	006, 120, 098, 103, 030, 204, 012, 020, 029, 046, 052, 054, 077, 292, 447, 476
Fidelity	006, 061, 043, 023, 026, 029, 034, 065, 071, 093, 097
Filsai	035
Finlandia	098, 061, 011, 023, 033, 055
Finlux	102, 006, 144, 145, 333, 327, 172, 122, 118, 094, 089, 084, 083, 070, 055, 035, 023, 018, 017, 014, 011, 010

Firstline	102, 006, 144, 134, 204, 061, 341, 267, 265, 250, 215, 172, 119, 097, 070, 066, 056, 050, 035, 034, 033, 011, 002
Fisher	061, 064, 005, 008, 011, 014, 017, 033, 035, 056, 097
Flint	006, 113, 043, 036, 080, 011
Force	210
Forgestone	029
Formenti	006, 014, 023, 034, 049
Formenti-Phoenix	034, 049
Fortress	014, 015
Fraba	006, 064
Friac	006, 113, 064, 002, 091
Frontech	043, 002, 023, 035
Fujimaro	190
Fujitsu	002, 011, 032, 035, 042, 137, 173, 187
Fujitsu General	002, 032, 035, 137
Fujitsu Siemens	172, 211, 230, 246, 268, 369
Funai	144, 134, 043, 275, 336, 369, 407
Galaxi	006
Galaxis	006, 064
Gateway	394
GBC	036, 002, 023, 066
GE	015, 027, 045, 052, 079, 150, 442
GEC	006, 061, 011, 023, 035, 056, 094
Geloso	002, 023, 066
General	020, 046, 082
General Technic	002
Genexxa	006, 036, 002, 023, 071
Gericom	172, 190, 195, 220, 224, 246, 340, 388
Go Video	009
Gold	397, 413, 484, 485
Goldfunk	134
GoldHand	034
GoldStar	006, 144, 145, 111, 061, 001, 007, 020, 023, 027, 034, 035, 047, 067
Gooding	087

Goodmans	102, 006, 120, 144, 103, 134, 124, 444, 204, 087, 043, 036, 005, 478, 211, 232, 477, 250, 476, 271, 445, 355, 370, 373, 440, 376, 382, 383, 386, 002, 004, 011, 035, 047, 052, 054, 065, 066, 084, 091, 094, 119, 121, 133, 172, 195, 210
Gorenje	064
GPM	036
Gradiente	006, 025, 207
Graetz	144, 087, 061, 023, 053, 065, 211
Gran Prix	128
Granada	006, 098, 103, 005, 019, 038, 011, 023, 033, 035, 053, 054, 060, 081, 083, 094, 008
Grandin	102, 006, 144, 134, 204, 145, 113, 036, 080, 272, 270, 269, 246, 220, 215, 195, 190, 119, 066, 049, 045, 023, 002
Gronic	035
Grundig	102, 006, 030, 087, 142, 005, 108, 498, 476, 448, 447, 445, 430, 405, 370, 271, 267, 250, 225, 135, 121, 010, 101, 096, 028, 077
Grunkel	211
H & B	172, 456
Haier	138, 344, 392, 339
Halifax	043, 034, 035
Hallmark	027
Hampton	034, 035
Hanimex	036, 443
Hanns.G	402
Hannspree	262, 263, 264, 342, 401, 402, 463
Hanseatic	102, 006, 120, 144, 124, 061, 064, 172, 133, 097, 095, 091, 067, 056, 049, 048, 045, 035, 014, 002
Hantarex	006, 002, 094, 190, 260, 289
Hantor	006
Harsper	190
Harwa	162, 218, 238
Harwood	006, 087, 002, 071
Hauppauge	006
Havermy	015
HCM	006, 043, 036, 002, 035, 045, 071, 072
Hema	002, 035
Hemmermann	056, 097
Hifivox	020

Higashi	034
Highline	006, 043
Hikona	036, 452
Hinari	006, 043, 036, 005, 002, 033, 059, 077, 443
Hisawa	144, 113, 036, 080, 045
Hisense	102, 092, 165, 254, 265, 366, 491
Hit	014
Hitachi	006, 098, 124, 204, 208, 005, 019, 037, 146, 152, 153, 163, 169, 193, 197, 007, 206, 210, 217, 227, 295, 296, 330, 377, 399, 424, 483, 020, 021, 023, 027, 035, 054, 056, 060, 076, 081, 083, 084, 085, 089, 091, 094, 018, 106, 107, 011
Hitachi Fujian	019
Hitsu	113, 036, 080, 002
HMV	014
Hoeher	144, 190, 211, 327
Home Electronics	111
Hornyphon	006
Hoshai	036, 080, 045
Huanyu	034, 066
Hugoson	198, 224
Humax	505, 299, 506, 507, 245, 319, 322, 411, 433, 479
HYD	271
Hygashi	034, 035
Hyper	002, 034, 035
Hypersonic	061
Hypson	102, 006, 144, 134, 204, 086, 145, 043, 080, 035, 045, 118
Hyundai	164, 190, 192, 241, 244, 271, 291, 317, 338, 340, 341, 439
Iberia	006
ICE	006, 043, 036, 034, 035, 065
ICeS	036, 034
iDEAL	327
Igo	226
IISonic	271, 308, 342
Iiyama	193, 198, 224
Imperial	006, 064, 056, 072, 121, 487
Indiana	006
InFocus	212, 220, 283

Ingelen	144, 113, 087, 023
Ingersol	002
Inno Hit	036, 002, 011, 035, 045, 047, 094, 211
Innovation	095
Innowert	190, 246
Interbuy	006, 043, 002
Interfunk	006, 061, 014, 020, 023, 056, 093
Internal	102, 444, 119
Intervision	006, 086, 087, 043, 036, 080, 002, 035, 045, 067, 095
Irradio	006, 036, 002, 047, 065, 147
Isukai	006, 036, 080, 045
ITC	035, 049
ITS	006, 043, 036, 034, 045, 065
ITT	098, 113, 061, 023, 029, 033, 053 055, 056, 083, 084, 097
ITT Nokia	098, 113, 111, 061, 023, 033, 053 055, 056, 083, 084
ITV	006, 043, 066
JDV	451
Jean	005, 307, 308
JEC	004
JMB	102, 124, 077, 091
JNC	378
Jocel	143
Jouge	284
Jubilee	102
JVC	111, 036, 005, 129, 130, 015, 029 065, 072, 137, 149, 207, 264, 362 408, 496
Kaisui	006, 036, 080, 002, 034, 035, 045
Kamp	034
Kapsch	061, 017, 023, 032, 042
Karcher	144, 113, 111, 043, 064, 045, 164, 327, 451
Kathrein	102, 195
Kawa	065
Kawasho	034
KB Aristocrat	023
Kendo	006, 204, 113, 064, 062, 067, 070, 095, 099, 128, 210, 285, 333

Kennedy	023, 032, 075
Kennex	204
Keymat	258, 300, 398, 436, 437
Kingsley	034
Kioto	142
Kiss	170
Kiton	006, 134
Kneissel	102, 006, 113, 064, 042, 048, 062 066, 070, 075, 091
Kobra	290
Kolster	006, 036, 056
Konig	006, 016
Konka	006, 144, 036, 065, 072, 126, 158, 201
Kontakt	087
Korpel	006
Korting	064, 014, 049
Kosmos	006
Kotron	071, 440
Koyoda	002
Kreisen	192, 293
KTV	035
Kuba	056
Kyoshu	071, 072
Kyoto	023, 034, 035
L&S Electronic	144, 172, 190
LaSAT	086
Lava	293
Lavis	204
Leader	002
Lecson	006
Lemair	070
Lenco	006, 108, 017, 066, 352, 452
Lenoir	002, 214
Lentec	316
Lexsor	218, 303
Leyco	006, 043, 011

LG	102, 006, 144, 145, 138, 061, 064, 248, 281, 354, 367, 368, 384, 396, 416, 417, 425, 426, 215, 209, 067, 047, 035, 034, 027, 023, 002, 001, 236, 257
Liesenk & Tter	006
Liesenkotter	006
Lifetec	006, 144, 134, 204, 208, 036, 002 066, 095, 137
Lloyd’s	002
Local India TV	002, 033, 109, 280
Lodos	204, 210
Loewe	006, 064, 014, 048, 093, 094, 123 131, 167, 414, 434
Logic	494
Logik	204, 001, 003, 029, 162, 195, 224, 292, 376, 464, 465, 466
Logix	134, 095
Luker	451
Luma	204, 002, 023, 032, 042, 062, 066, 070
Lumatron	006, 043, 012, 023, 032, 035, 042
Lux May	006, 002
Luxor	098, 204, 061, 023, 033, 035, 047, 055, 056, 060, 083, 084, 122, 211
LXI	022
M Electronic	006, 144, 124, 030, 061, 361, 133, 093, 089, 084, 070, 066, 056, 055, 054, 046, 035, 034, 023, 020, 018, 017, 002
Madison	006
MAG	298, 376
Magnadyne	014, 023, 094, 097
Magnafon	012, 034, 094
Magnavox	005, 003
Magnin	442
Magnum	006, 144, 145, 128, 242
Mandor	043
Manesth	006, 043, 004, 035, 049
Manhattan	006, 134, 204, 164, 192, 237, 293
Maqma	290, 340, 378, 404
Marantz	102, 006, 071, 140, 277, 317
Marelli	014
Mark	006, 144, 145, 002, 034, 035, 066
Marks and Spencer	420

Marquant	478
Mascom	327, 432
Master’s	091
Masuda	036
Matsui	102, 006, 144, 030, 204, 087, 005, 080, 074, 153, 195, 097, 094, 369, 445, 077, 447, 065, 059, 056, 052, 044, 035, 033, 028, 011, 008, 004, 003, 002
Matsushita	129
Maxent	394, 160
Maxim	213, 327, 451
Medialine	220, 449
Mediator	102, 006
Medion	102, 006, 144, 134, 204, 138, 208, 172, 195, 093, 040, 210, 213, 219, 230, 285, 327, 370, 440, 456
Megas	113
Megatron	021, 027
MEI	204
Memorex	204, 002, 009, 027
Memphis	002, 011
Mercury	006, 002
Metronic	120
Metz	006, 134, 030, 108, 014 ,028, 063 096, 101, 211, 318
MGA	027, 442
Micromaxx	006, 134, 204, 121, 172, 256, 456
Microspot	343
Microstar	172
Mikomi	204, 153, 210
Minato	006
Minerva	030, 087, 019, 010, 028, 094, 096, 101
Minoka	006, 071
Mirai	369, 423, 482
Mirror	440
Mistral Electronics	029
Mitsai	327
Mitsubishi	102, 006, 204, 005, 019, 014, 015, 027, 093, 096, 191, 311
Mivar	034, 035, 047, 048, 094, 112
Mogen	374, 410

Monaco	002
Morgan’s	006
Motorola	015
MTC	064, 009, 034, 056, 093
MTEC	044
MTlogic	144, 473
Multibroadcast	029
Multitec	006, 134, 204, 086, 327
Multitech	006, 086, 043, 064, 002, 034, 035
Murphy	017, 023, 034
Musikland	036
Mx Onda	298, 376
MyCom	271
Myrica	369
Myryad	102
NAD	006, 061, 190
Naiko	006, 111, 157, 451
Nakimura	006, 066
Narita	451
NAT	038
National	038
NEC	005, 002, 003, 025, 035, 040, 049, 066, 140, 239, 379
Neckermann	102, 006, 064, 014, 028, 049, 056, 070, 072, 101
NEI	006, 204, 065
Neon	237, 389
Neovia	190, 192, 220, 260, 267, 268, 271, 273, 449, 454
Nesx	389
Netsat	006
NetTV	160
Neufunk	102, 006, 144, 113, 036, 002
New Tech	102, 006, 002, 035, 054
New World	036
Nextier	338
NFREN	170
Nicam	097
Nicamagic	034

Nikkai	006, 043, 036, 005, 002, 004, 011, 034, 035
Nikkei	144
Nikko	027
Nobliko	010, 034
Nogamatic	020
Nokia	098, 113, 111, 061, 023, 033, 049, 053, 055, 056, 066, 083, 084, 089, 122
Norcent	266, 335
Nordic	035
Nordmende	006, 144, 103, 030, 020, 046, 054, 242, 280, 499
Normerel	006
Northern Star	220
Novatronic	006, 018, 066
Novita	273
Oceanic	098, 061, 023, 033, 083
Odeon	043
Okano	006, 043, 064, 002, 011
Olidata	271
Omega	043
Onida	207, 226
Onimax	144
Onn	380, 465, 477, 495, 497, 500, 501
Onwa	036, 074, 065, 109
Onyx	380, 397
Opera	006
Optimus	129, 024
Optoma	234, 346, 371
Orbit	006
Orcom	300
Orion	102, 006, 144, 204, 467, 458, 457, 456, 448, 445, 443, 385, 218, 195, 131, 097, 094, 077, 071, 059, 050, 049, 003
Orline	006, 036
Ormond	134, 204
Orsowe	094
Osaki	102, 006, 043, 036, 011, 035, 044, 059, 066, 071
Osio	006, 047

Oso	036
Osume	006, 036, 005, 011
Otic	298, 376
Otto Versand	102, 006, 030, 061, 005, 038, 028, 020, 035, 049, 054, 056, 015, 093, 096, 097, 101
Pacific	102, 144, 204, 208, 077, 256
Packard Bell	254, 293
Pael	034
Palladium	102, 006, 144, 064, 208, 035, 056, 028, 070, 072, 095, 101, 023, 121, 131 ,014
Palsonic	006, 138, 043, 001, 035, 072, 218, 238, 303
Panama	006, 043, 002, 034, 035
Panasonic	006, 098, 061, 129, 038, 023, 063, 094, 187, 251, 294, 353, 359, 279, 306
Panavision	006, 070
Pathe Cinema	023, 034, 048, 049
Pathe Marconi	020
Pausa	002
Penney	009, 022, 027, 442
Perdio	006, 011, 023, 034, 045, 049
Perfekt	006
Petters	006
Philco	006, 064, 014, 021, 072
Philex	029
Philharmonic	035
Philips	102, 006, 061, 459, 435, 429, 395, 310, 302, 297, 247, 125, 110, 101, 073, 066, 054, 029, 014, 002
Phocus	144, 242, 250, 361, 405
Phoenix	006, 086, 064, 011, 014, 023, 034, 049
Phonola	102, 006, 014, 029, 034
Pilot	142
Pioneer	006, 086, 061, 064, 020, 023, 024, 046, 073, 093, 136, 159, 233, 277, 286, 381
Pionier	086, 064, 327
Plantron	006, 043, 002
Playsonic	006, 144, 145, 035, 053, 361, 405
Polaroid	298, 312, 355, 376, 383, 390, 240
Poppy	002
Portland	066, 119
Powerpoint	006, 138, 087, 201
Prandoni-Prince	061, 094
Precision	035
Premier	199
Prima	043, 002, 071, 218, 238, 303
PrimeView	340
Prinston	204, 145
Prinz	061, 011, 056, 097
Profex	061, 002, 023
Profi	002
Profilo	327
Profitronic	006
Proline	006, 120, 124, 204, 011, 050, 070, 118, 121, 271, 324, 386, 450
Prosco	002
Prosonic	006, 144, 134, 064, 034, 035, 065, 066, 389, 403, 428, 437, 467, 486
Protech	006, 134, 204, 086, 043, 002, 035, 045, 056, 072
Proton	027
ProVision	102, 006, 144, 256
Proxima	150, 152
Pvision	192, 310, 456
Pye	102, 006, 014, 056, 066, 101
Pymi	002
QONIX	352
Quadral	036
Quasar	002, 190
Quelle	006, 134, 030, 204, 061, 101, 097, 096, 093, 056, 028, 020, 017, 010, 003
Questa	005
R-Line	006
Radialva	036, 023
Radiola	102, 006, 035
Radiomarelli	006, 014, 094
RadioShack	006, 027
Radiotone	006, 134, 204, 043, 064, 002, 071, 072, 128
Rank	010
Rank Arena	005
RBM	010
RCA	120, 015, 442
RealiTV	237
Reality	237
Recor	006
Rectiligne	006
Rediffusion	098, 061, 005, 055
Redstar	006
Reflex	006, 134, 204
Relisys	190, 192, 193, 194, 220, 221, 271, 310, 333, 338, 341, 355, 390
Remotec	006, 015, 021, 026
Reoc	144
Revox	006
Rex	043, 023, 032, 042, 070, 099
RFT	006, 043, 011, 014
Roadstar	006, 144, 134, 204, 145, 043, 036, 002, 045, 072, 214, 440
Robotron	014
Rolson	178, 267
Rover	193
Royal Lux	064, 052, 071
Saba	120, 098, 144, 103, 061, 014, 020, 023, 046, 052, 054, 090, 094, 335
Sagem	113, 080, 182, 253, 337
Saisho	043, 002, 003, 023, 035, 094, 097
Saivod	006, 134, 204, 143, 211, 327, 451
Sakai	023
Salora	098, 061, 023, 033, 047, 056, 060, 084, 094, 118, 122, 213, 219, 327
Salsa	052
Sambers	094
Sampo	394, 160
Samsung	102, 006, 043, 064, 108, 115, 231, 252, 276, 287, 332, 345, 350, 351, 372, 442, 474, 488, 490, 492, 228, 176, 175, 127, 095,047, 035, 034, 033, 027, 023, 011, 009, 002
Sandra	034, 035
Sansui	006, 142, 131, 148, 189, 267, 326
Santon	002
Sanyo	204, 064, 005, 019, 442, 370, 363, 358, 357, 356, 222, 200, 150, 140, 097, 053, 048, 035, 034, 033, 025, 023, 017, 011, 008, 003, 002, 240
SBR	102, 006, 029
Schaub Lorenz	098, 144, 086, 111, 061, 056, 066, 215, 256, 267
Schneider	102, 006, 144, 134, 204, 061, 208, 036, 451, 450, 293, 128, 097, 095, 065, 056, 054, 042, 035, 023, 010
Scotch	027
Scotland	023
Scott	214
Sears	022, 026, 027
Seaway	124
Seelver	204
SEG	006, 134, 204, 087, 043, 036, 005, 285, 211, 210, 119, 062, 056, 035, 034, 002
SEI	006, 014, 023, 032, 056, 094, 097
Sei-Sinudyne	006, 014, 032, 094, 097
Seleco	023, 032, 042, 055, 062, 065, 070, 075, 099
Semp	022
Sencora	002
Sentra	004
Serino	113, 080, 015, 034
Sharp	005, 130, 216, 015, 029, 088, 094, 177, 274, 334, 365, 409, 166, 288
Shintoshi	006
Shivaki	006, 077
Siarem	014, 023, 094
Siemens	006, 030, 028, 096, 101
Siera	102, 006
Siesta	064
Silva	006, 061, 034, 128
Silva Schneider	006, 213, 327, 451
Silvano	108
Silver	145, 061, 005
SilverCrest	204
Singer	006, 074, 002, 014, 052, 075
Sinotec	162
Sinudyne	006, 061, 014, 023, 032, 056, 094, 097

Skantic	060
SKY	006, 195, 271, 300, 307, 308, 340, 341, 342, 343, 344, 391, 400, 421
SKY Brazil	195
Sliding	170, 190, 195, 256, 269, 270, 272
SLX	134
Smaragd	087
Soemtron	190, 246
Sogera	049
Sogo	271, 473
Solavox	006, 098, 061, 011, 023
Sonawa	036
Soniko	006
Sonitron	064, 033, 035, 053
Sonix	271, 389
Sonneclair	006
Sonoko	006, 043, 002, 035, 045
Sonolor	098, 061, 023, 033, 045
Sontec	006, 064, 002
Sony	006, 301, 005, 446, 412, 393, 375, 360, 325, 255, 203, 185, 174, 058, 003
Sound & Vision	036, 066
Soundesign	027
Soundwave	006, 204, 145, 049, 072, 420
Spectra	002
Squareview	026
Ssangyong	002
Standard	006, 204, 036, 002, 035, 049, 066, 380
Starlite	006, 043, 002, 023
Stenway	036, 045
Stern	043, 023, 032, 042, 070, 099
Strato	006, 043, 002, 403
Strong	210, 211
Stylandia	035
SunBrite	284
Sungoo	470
Sunkai	113, 087, 036, 080, 050, 059, 190
Sunstar	006, 043, 002, 065

Sunstech	456
Sunwood	006
Superla	034, 035, 094
SuperTech	102, 006, 036, 002, 034
Supra	002, 066
Susumu	036, 046, 052
Sutron	002
SVA	108, 190
Swedx	340
Swissflex	481
Swisstec	481, 480, 422, 421, 401, 400, 391, 344, 343, 342, 341, 340, 308, 307, 300, 271, 195, 190
Sydney	034, 035
Sylvania	026, 275, 427
Sysline	006
Sytong	034
Tactus	044
Tandberg	061, 020, 063
Tandy	036, 011, 015, 023, 035
Targa	237, 267
Tashiko	005, 023, 025, 034, 035
Tatung	006, 003, 011, 035, 044, 094, 118, 215, 230, 256, 267, 326, 327, 382, 383, 395
TCL	142, 321
TCM	144, 172, 242, 456
Teac	006, 144, 134, 138, 143, 043, 080, 002, 025, 026, 027, 056, 093
Tec	006, 002, 035, 042, 052, 082
Tech Line	006, 134, 211, 285
Tech Lux	214
Techica	036
Technema	049
Technica	118, 451
Technics	102, 129
Technika	422, 428, 465, 468, 480, 493
TechniSat	102, 131, 237
Technisson	144, 242, 361
Technosonic	102, 120, 091, 195, 256, 258, 436, 437, 451, 468

Technotrend	316, 378
Techwood	204, 211
Teckton	271
Tecnimagen	102
Teco	205
Tedelex	002, 035, 380
Teiron	002
Tek	168
Teknika	009
TELE System	192
Teleavia	046, 054
Telecor	006, 036, 023, 035, 042
Telefunken	006, 120, 144, 103, 086, 320, 202, 105, 090, 082, 055, 054, 052, 046, 020, 016, 012, 348
Telefusion	006
Telegazi	006, 043, 036, 023, 042
Telemagic	150
Telemeister	006, 049
Telesonic	006
Telestar	102, 006
Teletech	006, 134, 204, 002
Teleton	005, 032, 035, 042, 056
Televideon	023, 034, 049
Teleview	006
Tempest	002
Tennessee	006
Tensai	006, 204, 145, 036, 002, 017, 018, 035, 049, 065, 066, 067
Tenson	002, 049
Tevion	102, 006, 144, 134, 204, 208, 468, 405, 403, 376, 355, 327, 298, 246, 242, 232, 230, 172, 128
Texet	036, 002, 034, 035, 066
Texla	165
Thes	467, 469, 471
Thomson	006, 120, 103, 020, 046, 052, 054, 056, 082, 335
Thorn	006, 061, 005, 100, 096, 093, 091, 054, 052, 044, 029, 020, 017, 012, 011, 004
Thorn-Ferguson	012, 029, 052, 054, 091

Time	378, 454, 455
Tiny	238
TMK	027
Tobishi	310
Tokai	006, 134, 204, 002, 011, 023, 035, 066
Tokaido	204
Tokyo	004, 034
Tomashi	036, 045
Topline	134, 204
Toshiba	030, 204, 005, 115, 129, 092, 447, 364, 313, 304, 242, 212, 211, 183, 100, 039, 022, 020, 010, 009, 004, 236, 257
Tosumi	451
Towada	035, 056
Toyoda	002
Trakton	043
TRANS-continents	102, 006, 134, 204, 035, 118, 190, 269, 272
Transonic	006, 108, 002
Transtec	034
Trident	035, 094
Trio	298, 376
Tristar	043, 036, 029
Triumph	102, 006, 055, 094
Tsoschi	045
TVTEXT 95	102
TWF	432
Uher	006, 086, 064, 032, 042, 049, 066, 072, 084
Ultravox	006, 014, 023 034, 066
UMC	308, 340, 343, 391, 400, 422, 480, 481, 493
Unic Line	006, 080, 083
United	006, 144, 204, 145, 108, 397, 445, 451
Universal	006
Universum	006, 134, 030, 204, 061, 043, 064, 005, 115, 070, 072, 083, 084, 089, 093, 096, 097, 101, 122, 172, 211, 285, 062, 056, 055, 047, 035, 025, 020, 018, 017, 010, 003, 002
Univox	006, 014, 023
V2max	190

V7 Videoseven	195, 224, 237, 271, 369, 394
Venturer	324, 386, 428
Vestel	006, 134, 204, 035, 211, 333, 370
Vexa	006, 002
Vibrant	044
Victor	005
Videocon	092
Videologic	036, 034
Videologique	036, 034, 035
VideoSystem	006
Videotechnic	034, 035, 049, 066
Videoton	023, 060
Vidikron	150, 277
Vidtech	027
Viewpia	192
Viewsonic	307, 308, 323, 335, 349, 391, 394, 259, 331
Visiola	034
Vision	006, 035, 049
Vistar	032
Vistron	265, 460
Vivax	250, 258
Vivid	250
Vortec	006
Voxson	006, 014, 023, 072
Waltham	006, 134, 204, 020, 035, 060, 072, 077
Wards	009, 022, 024, 027
Watson	006, 144, 134, 204, 036, 002, 023, 049, 095, 271, 285
Watt Radio	023, 034, 056, 097
Wega	006, 005, 014
Wegavox	002
Welltech	014
Weltblick	035, 049
Weltstar	204
Westinghouse	189
Wharfedale	102, 006, 095, 189, 256, 327, 370, 452, 453, 477, 502
White Westinghouse	006, 034, 049, 119
Wilson	102
Windsor	134, 204
Windstar	045
Windy Sam	102
World-of-Vision	190, 193, 195, 198, 224, 242, 246, 340, 389
X-View	215
Xenius	124, 133
XLogic	188
Xomax	397
Xoro	218, 224, 229, 303, 404, 503
Xrypton	006
Yakumo	342
Yalos	398
Yamaha	169, 314, 330, 184
Yamishi	006, 036, 080, 035, 045
Yokan	006
Yoko	006, 043, 064, 036, 002, 034, 035, 053
Yorx	036
Ytawai	316
Zanussi	032, 035
Zenith	119, 236
Zenor	053

TV/VCR Combo	
Aiwa	445
Amstrad	026
Beko	086
Black Diamond	444
Blue Sky	119, 445
Daewoo	444, 119
Dantax	445
Emerson	444, 119
Ferguson	120, 012
Fidelity	026
Finlux	017
Firstline	119
GE	015, 442
GoldStar	006
Goodmans	444, 066, 119, 445
Grandin	119
Grundig	102, 006, 030, 101, 445
Hanimex	443
Hinari	005, 443
Internal	444, 119
Irradio	147
LG	027
Magnin	442
Matsui	445
MGA	442
Mitsubishi	102, 015
Orion	443, 445
Penney	442
Philips	102, 006
Portland	119
Radiola	102
RCA	015, 442
Saba	120
Samsung	442
Sanyo	442
Schneider	102, 006
SEG	119
Sharp	015
Siemens	006
Sony	301, 446
Teac	026
Technics	102
Thomson	120
United	445
Universum	018
White Westinghouse	119

TV/VCR/DVD Combo	
Bush	448
Ferguson	447
Grundig	448
Matsui	447
Orion	448

If the code for your equipment is not listed, visit the following website and see MDB1.3 for a complete list of supported codes.

(http://www.humaxdigital.com/global/support/rcucodelist.asp)

Specification

Power Supply

Power Type: External Adaptor

Power Consumption: 12V ⎓ 4.0A (Standby & Network standby: under 0.5W)

Input Voltage: 100-240V ~ 50/60Hz

Physical Specification

Size (W x H x D): 280 x 48 x 200 (mm)

Weight: 1.03kg

'WEEE' Instructions

This product should not be disposed with other household wastes at the end of its working life. Please separate this from other types of wastes and recycle it responsibly to promote the sustainable reuse of material resources. This will prevent possible harm to the environment or human health from uncontrolled waste disposal.

Domestic users:

Please contact either the retailer where you purchased this product or their local government office for details of where and how they can take this item for environmentally safe recycling.

Business users:

Contact your supplier and check the terms and conditions of the purchase contract. This product should not be mixed with other commercial wastes for disposal.

Trademarks

- Manufactured under license from Dolby Laboratories.
  Dolby and the double-D symbol are trademarks of Dolby Laboratories.
- HDMI, the HDMI Logo, and High-Definition Multimedia interface are trademarks and registered trademarks of HDMI Licensing LLC.

Note: The model name is located on the bottom of the product.

Specification

EU regulatory conformance

Hereby, HUMAX Co., Ltd, declares that this HDR-1100S is in compliance with the essential requirements and other relevant provisions of Directive 1999/5/EC.

The product carries the CE mark and the Notified Body code 1177 applied onto it.

The conformity assessment procedure referred to in Article 10 and detailed in Annex IV of Directive 1999/5/EC has been followed with the involvement of the following Notified Body:

Timco Engineering Inc.

849 NW State Road 45 P.O. Box 370 Newberry, Florida 32669 USA

Identification mark: 1177 CE 1177 (!)

The Declaration of conformity made under Directive 1999/5/EC and is available for viewing at the following location in the EU community:

http://www.humaxdigital.com/global/support/support.html

Wireless equipment use information

1. In France

Authorization for outdoor usage is limited to Channels 1~7 (2.400 ~ 2.454 GHz).

2. In Italy

For outdoor usage a general authorization is required from the national spectrum authorities.

3. In Latvia

For outdoor usage an authorization is required from the Electronic Communications Office.

4. 5GHz Radio Local Area Networks (RLANs) Band only indoor use.

5. This equipment may be operated in all European Union member countries and Turkey.

Open Source Software Notice

OPEN SOURCE SOFTWARE NOTICE

HUMAX products use certain open source operating system software distributed pursuant to GNU GENERAL PUBLIC LICENSE Version 2 and GNU LESSER GENERAL LICENSE Version 2.1 each as defined and published by the Free Software Foundation, Inc.

The following GPL and LGPL software source codes used in this product can be provided and this offer is valid for up to three years from the date of original download of the software or purchase of product containing such software. Please contact us at gnu@humaxdigital.com.

GPL Software
linux
libext2fs
busybox

LGPL Software
id3lib
Libexif
libwebsockets
log4c
Uclibc
DirectFB
xml2json

MIT License Software
jansson
libcurl
libxml2
pixman
jquery
jquery-ui
Jquery.tmpl
jquery-ui-custom.min
jquery.xdomainajax
dateformat
state-machine.min

FreeType License (FTL) Software
freetype
Portions of this software are copyright © <2007> The FreeType Project (www.freetype.org). All rights reserved.

OpenSSL License Software
OpenSSL
This product includes cryptographic software written by Eric Young. (eay@cryptsoft.com)
This product includes software written by Tim Hudson. (tjh@cryptsoft.com)
This product includes software developed by the OpenSSL Project for use in the OpenSSL Toolkit.
(http://www.openssl.org)

Libpng License Software
libpng
libpng versions 1.2.6, August 15, 2004, through 1.2.25, February 18, 2008, are Copyright (c) 2004, 2006-2008 Glenn Randers-Pehrson, and are distributed according to the same disclaimer and license as libpng-1.2.5 with the following individual added to the list of Contributing Authors Cosmin Truta

Zlib License Software
zlib
Copyright (C) 1995-2004 Jean-loup Gailly and Mark Adler

Ncurses License Software
ncurses
Copyright (c) 1998-2004,2006 Free Software Foundation, Inc.

Libexpat License Software
libexpat
Copyright (c) 1998, 1999, 2000 Thai Open Source Software Center Ltd and Clark Cooper
Copyright (c) 2001, 2002, 2003, 2004, 2005, 2006 Expat maintainers.

Use, modification and redistribution of the Open Source Software is governed by the terms and conditions of the applicable Open Source License. The GNU General Public License (GPL) v2 is shown below.

The GNU General Public License (GPL)
Version 2, June 1991
Copyright (C) 1989, 1991 Free Software Foundation, Inc.
51 Franklin Street, Fifth Floor, Boston, MA 02110-1301, USA
Everyone is permitted to copy and distribute verbatim copies of this license document, but changing it is not allowed.

Preamble

The licenses for most software are designed to take away your freedom to share and change it. By contrast, the GNU General Public License is intended to guarantee your freedom to share and change free software--to make sure the software is free for all its users. This General Public License applies to most of the Free Software Foundation's software and to any other program whose authors commit to using it. (Some other Free Software Foundation software is covered by the GNU Lesser General Public License instead.) You can apply it to your programs, too.

When we speak of free software, we are referring to freedom, not price. Our General Public Licenses are designed to make sure that you have the freedom to distribute copies of free software (and charge for this service if you wish), that you receive source code or can get it if you want it, that you can change the software or use pieces of it in new free programs; and that you know you can do these things.

To protect your rights, we need to make restrictions that forbid anyone to deny you these rights or to ask you to surrender the rights. These restrictions translate to certain responsibilities for you if you distribute copies of the software, or if you modify it.

For example, if you distribute copies of such a program, whether gratis or for a fee, you must give the recipients all the rights that you have. You must make sure that they, too, receive or can get the source code. And you must show them these terms so they know their rights.

We protect your rights with two steps: (1) copyright the software, and (2) offer you this license which gives you legal permission to copy, distribute and/or modify the software.

Also, for each author's protection and ours, we want to make certain that everyone understands that there is no warranty for this free software. If the software is modified by someone else and passed on, we want its recipients to know that what they have is not the original, so that any problems introduced by others will not reflect on the original authors' reputations.

Finally, any free program is threatened constantly by software patents. We wish to avoid the danger that redistributors of a free program will individually obtain patent licenses, in effect making the program proprietary. To prevent this, we have made it clear that any patent must be licensed for everyone's free use or not licensed at all.

The precise terms and conditions for copying, distribution and modification follow.

TERMS AND CONDITIONS FOR COPYING, DISTRIBUTION AND MODIFICATION

0. This License applies to any program or other work which contains a notice placed by the copyright holder saying it may be distributed under the terms of this General Public License. The "Program", below, refers to any such program or work, and a "work based on the Program" means either the Program or any derivative work under copyright law: that is to say, a work containing the Program or a portion of it, either verbatim or with modifications and/or translated into another language. (Hereinafter, translation is included without limitation in the term "modification".) Each licensee is addressed as "you".

Activities other than copying, distribution and modification are not covered by this License; they are outside its scope. The act of running the Program is not restricted, and the output from the Program is covered only if its contents constitute a work based on the Program (independent of having been made by running the Program). Whether that is true depends on what the Program does.

1. You may copy and distribute verbatim copies of the Program's source code as you receive it, in any medium, provided that you conspicuously and appropriately publish on each copy an appropriate copyright notice and disclaimer of warranty; keep intact all the notices that refer to this License and to the absence of any warranty; and give any other recipients of the Program a copy of this License along with the Program.

You may charge a fee for the physical act of transferring a copy, and you may at your option offer warranty protection in exchange for a fee.

2. You may modify your copy or copies of the Program or any portion of it, thus forming a work based on the Program, and copy and distribute such modifications or work under the terms of Section 1 above, provided that you also meet all of these conditions:

a) You must cause the modified files to carry prominent notices stating that you changed the files and the date of any change.

b) You must cause any work that you distribute or publish, that in whole or in part contains or is derived from the Program or any part thereof, to be licensed as a whole at no charge to all third parties under the terms of this License.

c) If the modified program normally reads commands interactively when run, you must cause it, when started running for such interactive use in the most ordinary way, to print or display an announcement including an appropriate copyright notice and a notice that there is no warranty (or else, saying that you provide a warranty) and that users may redistribute the program under these conditions, and telling the user how to view a copy of this License. (Exception: if the Program itself is interactive but does not normally print such an announcement, your work based on the Program is not required to print an announcement.)

These requirements apply to the modified work as a whole. If identifiable sections of that work are not derived from the Program, and can be reasonably considered independent and separate works in themselves, then this License, and its terms, do not apply to those sections when you distribute them as separate works. But when you distribute the same sections as part of a whole which is a work based on the Program, the distribution of the whole must be on the terms of this License, whose permissions for other licensees extend to the entire whole, and thus to each and every part regardless of who wrote it.

Thus, it is not the intent of this section to claim rights or contest your rights to work written entirely by you; rather, the intent is to exercise the right to control the distribution of derivative or collective works based on the Program.

In addition, mere aggregation of another work not based on the Program with the Program (or with a work based on the Program) on a volume of a storage or distribution medium does not bring the other work under the scope of this License.

3. You may copy and distribute the Program (or a work based on it, under Section 2) in object code or executable form under the terms of Sections 1 and 2 above provided that you also do one of the following:

a) Accompany it with the complete corresponding machine-readable source code, which must be distributed under the terms of Sections 1 and 2 above on a medium customarily used for software interchange; or,

b) Accompany it with a written offer, valid for at least three years, to give any third party, for a charge no more than your cost of physically performing source distribution, a complete machine-readable copy of the corresponding source code, to be distributed under the terms of Sections 1 and 2 above on a medium customarily used for software interchange; or,

c) Accompany it with the information you received as to the offer to distribute corresponding source code. (This alternative is allowed only for noncommercial distribution and only if you received the program in object code or executable form with such an offer, in accord with Subsection b above.)

The source code for a work means the preferred form of the work for making modifications to it. For an executable work, complete source code means all the source code for all modules it contains, plus any associated interface definition files, plus the scripts used to control compilation and installation of the executable. However, as a special exception, the source code distributed need not include anything that is normally distributed (in either source or binary form) with the major components (compiler, kernel, and so on) of the operating system on which the executable runs, unless that component itself accompanies the executable.

If distribution of executable or object code is made by offering access to copy from a designated place, then offering equivalent access to copy the source code from the same place counts as distribution of the source code, even though third parties are not compelled to copy the source along with the object code.

4. You may not copy, modify, sublicense, or distribute the Program except as expressly provided under this License. Any attempt otherwise to copy, modify, sublicense or distribute the Program is void, and will automatically terminate your rights under this License. However, parties who have received copies, or rights, from you under this License will not have their licenses terminated so long as such parties remain in full compliance.

5. You are not required to accept this License, since you have not signed it. However, nothing else grants you permission to modify or distribute the Program or its derivative works. These actions are prohibited by law if you do not accept this License. Therefore, by modifying or distributing the Program (or any work based on the Program), you indicate your acceptance of this License to do so, and all its terms and conditions for copying, distributing or modifying the Program or works based on it.

6. Each time you redistribute the Program (or any work based on the Program), the recipient automatically receives a license from the original licensor to copy, distribute or modify the Program subject to these terms and conditions. You may not impose any further restrictions on the recipients' exercise of the rights granted herein. You are not responsible for enforcing compliance by third parties to this License.

7. If, as a consequence of a court judgment or allegation of patent infringement or for any other reason (not limited to patent issues), conditions are imposed on you (whether by court order, agreement or otherwise) that contradict the conditions of this License, they do not excuse you from the conditions of this License. If you cannot distribute so as to satisfy simultaneously your obligations under this License and any other pertinent obligations, then as a consequence you may not distribute the Program at all. For example, if a patent license would not permit royalty-free redistribution of the Program by all those who receive copies directly or indirectly through you, then the only way you could satisfy both it and this License would be to refrain entirely from distribution of the Program.

If any portion of this section is held invalid or unenforceable under any particular circumstance, the balance of the section is intended to apply and the section as a whole is intended to apply in other circumstances.

It is not the purpose of this section to induce you to infringe any patents or other property right claims or to contest validity of any such claims; this section has the sole purpose of protecting the integrity of the free software distribution system, which is implemented by public license practices. Many people have made generous contributions to the wide range of software distributed through that system in reliance on consistent application of that system; it is up to the author/donor to decide if he or she is willing to distribute software through any other system and a licensee cannot impose that choice.

This section is intended to make thoroughly clear what is believed to be a consequence of the rest of this License.

8. If the distribution and/or use of the Program is restricted in certain countries either by patents or by copyrighted interfaces, the original copyright holder who places the Program under this License may add an explicit geographical distribution limitation excluding those countries, so that distribution is permitted only in or among countries not thus excluded. In such case, this License incorporates the limitation as if written in the body of this License.

9. The Free Software Foundation may publish revised and/or new versions of the General Public License from time to time. Such new versions will be similar in spirit to the present version, but may differ in detail to address new problems or concerns.

Each version is given a distinguishing version number. If the Program specifies a version number of this License which applies to it and "any later version", you have the option of following the terms and conditions either of that version or of any later version published by the Free Software Foundation. If the Program does not specify a version number of this License, you may choose any version ever published by the Free Software Foundation.

10. If you wish to incorporate parts of the Program into other free programs whose distribution conditions are different, write to the author to ask for permission. For software which is copyrighted by the Free Software Foundation, write to the Free Software Foundation; we sometimes make exceptions for this. Our decision will be guided by the two goals of preserving the free status of all derivatives of our free software and of promoting the sharing and reuse of software generally.

NO WARRANTY

11. BECAUSE THE PROGRAM IS LICENSED FREE OF CHARGE, THERE IS NO WARRANTY FOR THE PROGRAM, TO THE EXTENT PERMITTED BY APPLICABLE LAW. EXCEPT WHEN OTHERWISE STATED IN WRITING THE COPYRIGHT HOLDERS AND/OR OTHER PARTIES PROVIDE THE PROGRAM "AS IS" WITHOUT WARRANTY OF ANY KIND, EITHER EXPRESSED OR IMPLIED, INCLUDING, BUT NOT LIMITED TO, THE IMPLIED WARRANTIES OF MERCHANTABILITY AND FITNESS FOR A PARTICULAR PURPOSE. THE ENTIRE RISK AS TO THE QUALITY AND PERFORMANCE OF THE PROGRAM IS WITH YOU. SHOULD THE PROGRAM PROVE DEFECTIVE, YOU ASSUME THE COST OF ALL NECESSARY SERVICING, REPAIR OR CORRECTION.

12. IN NO EVENT UNLESS REQUIRED BY APPLICABLE LAW OR AGREED TO IN WRITING WILL ANY COPYRIGHT HOLDER, OR ANY OTHER PARTY WHO MAY MODIFY AND/OR REDISTRIBUTE THE PROGRAM AS PERMITTED ABOVE, BE LIABLE TO YOU FOR DAMAGES, INCLUDING ANY GENERAL, SPECIAL, INCIDENTAL OR CONSEQUENTIAL DAMAGES ARISING OUT OF THE USE OR INABILITY TO USE THE PROGRAM (INCLUDING BUT NOT LIMITED TO LOSS OF DATA OR DATA BEING RENDERED INACCURATE OR LOSSES SUSTAINED BY YOU OR THIRD PARTIES OR A FAILURE OF THE PROGRAM TO OPERATE WITH ANY OTHER PROGRAMS), EVEN IF SUCH HOLDER OR OTHER PARTY HAS BEEN ADVISED OF THE POSSIBILITY OF SUCH DAMAGES.

END OF TERMS AND CONDITIONS

How to Apply These Terms to Your New Programs

If you develop a new program, and you want it to be of the greatest possible use to the public, the best way to achieve this is to make it free software which everyone can redistribute and change under these terms.

To do so, attach the following notices to the program. It is safest to attach them to the start of each source file to most effectively convey the exclusion of warranty; and each file should have at least the "copyright" line and a pointer to where the full notice is found.

One line to give the program's name and a brief idea of what it does.
Copyright (C) yyyy name of author

This program is free software; you can redistribute it and/or modify it under the terms of the GNU General Public License as published by the Free Software Foundation; either version 2 of the License, or (at your option) any later version.

This program is distributed in the hope that it will be useful, but WITHOUT ANY WARRANTY; without even the implied warranty of MERCHANTABILITY or FITNESS FOR A PARTICULAR PURPOSE. See the GNU General Public License for more details.

You should have received a copy of the GNU General Public License along with this program; if not, write to the Free Software Foundation, Inc., 51 Franklin Street, Fifth Floor, Boston, MA 02110-1301, USA.

Also add information on how to contact you by electronic and paper mail.

If the program is interactive, make it output a short notice like this when it starts in an interactive mode:

Gnomovision version 69, Copyright (C) year name of author Gnomovision comes with ABSOLUTELY NO WARRANTY; for details type `show w'. This is free software, and you are welcome to redistribute it under certain conditions; type `show c' for details.

The hypothetical commands `show w' and `show c' should show the appropriate parts of the General Public License. Of course, the commands you use may be called something other than `show w' and `show c'; they could even be mouse-clicks or menu items-whatever suits your program.

You should also get your employer (if you work as a programmer) or your school, if any, to sign a "copyright disclaimer" for the program, if necessary. Here is a sample; alter the names:

Yoyodyne, Inc., hereby disclaims all copyright interest in the program `Gnomovision' (which makes passes at compilers) written by James Hacker.
signature of Ty Coon, 1 April 1989
Ty Coon, President of Vice

This General Public License does not permit incorporating your program into proprietary programs. If your program is a subroutine library, you may consider it more useful to permit linking proprietary applications with the library. If this is what you want to do, use the GNU Library General Public License instead of this License.

GNU Lesser General Public License (LGPL)
Version 2.1, February 1999
Copyright (C) 1991, 1999 Free Software Foundation, Inc. 51 Franklin Street, Fifth Floor, Boston, MA 02110-1301 USA Everyone is permitted to copy and distribute verbatim copies of this license document, but changing it is not allowed.

[This is the first released version of the Lesser GPL. It also counts as the successor of the GNU Library Public License, version 2, hence the version number 2.1.]

Preamble

The licenses for most software are designed to take away your freedom to share and change it. By contrast, the GNU General Public Licenses are intended to guarantee your freedom to share and change free software--to make sure the software is free for all its users.

This license, the Lesser General Public License, applies to some specially designated software packages--typically libraries--of the Free Software Foundation and other authors who decide to use it. You can use it too, but we suggest you first think carefully about whether this license or the ordinary General Public License is the better strategy to use in any particular case, based on the explanations below.

When we speak of free software, we are referring to freedom of use, not price. Our General Public Licenses are designed to make sure that you have the freedom to distribute copies of free software (and charge for this service if you wish); that you receive source code or can get it if you want it; that you can change the software and use pieces of it in new free programs; and that you are informed that you can do these things.

To protect your rights, we need to make restrictions that forbid distributors to deny you these rights or to ask you to surrender these rights. These restrictions translate to certain responsibilities for you if you distribute copies of the library or if you modify it.

For example, if you distribute copies of the library, whether gratis or for a fee, you must give the recipients all the rights that we gave you. You must make sure that they, too, receive or can get the source code. If you link other code with the library, you must provide complete object files to the recipients, so that they can relink them with the library after making changes to the library and recompiling it. And you must show them these terms so they know their rights.

We protect your rights with a two-step method: (1) we copyright the library, and (2) we offer you this license, which gives you legal permission to copy, distribute and/or modify the library.

To protect each distributor, we want to make it very clear that there is no warranty for the free library. Also, if the library is modified by someone else and passed on, the recipients should know that what they have is not the original version, so that the original author's reputation will not be affected by problems that might be introduced by others.

Finally, software patents pose a constant threat to the existence of any free program. We wish to make sure that a company cannot effectively restrict the users of a free program by obtaining a restrictive license from a patent holder. Therefore, we insist that any patent license obtained for a version of the library must be consistent with the full freedom of use specified in this license.

Most GNU software, including some libraries, is covered by the ordinary GNU General Public License. This license, the GNU Lesser General Public License, applies to certain designated libraries, and is quite different from the ordinary General Public License. We use this license for certain libraries in order to permit linking those libraries into non-free programs.

When a program is linked with a library, whether statically or using a shared library, the combination of the two is legally speaking a combined work, a derivative of the original library. The ordinary General Public License therefore permits such linking only if the entire combination fits its criteria of freedom. The Lesser General Public License permits more lax criteria for linking other code with the library.

We call this license the "Lesser" General Public License because it does Less to protect the user's freedom than the ordinary General Public License. It also provides other free software developers Less of an advantage over competing non-free programs. These disadvantages are the reason we use the ordinary General Public License for many libraries. However, the Lesser license provides advantages in certain special circumstances.

For example, on rare occasions, there may be a special need to encourage the widest possible use of a certain library, so that it becomes a de-facto standard. To achieve this, non-free programs must be allowed to use the library. A more frequent case is that a free library does the same job as widely used non-free libraries. In this case, there is little to gain by limiting the free library to free software only, so we use the Lesser General Public License.

In other cases, permission to use a particular library in non-free programs enables a greater number of people to use a large body of free software. For example, permission to use the GNU C Library in non-free programs enables many more people to use the whole GNU operating system, as well as its variant, the GNU/Linux operating system.

Although the Lesser General Public License is Less protective of the users' freedom, it does ensure that the user of a program that is linked with the Library has the freedom and the wherewithal to run that program using a modified version of the Library.

The precise terms and conditions for copying, distribution and modification follow. Pay close attention to the difference between a "work based on the library" and a "work that uses the library". The former contains code derived from the library, whereas the latter must be combined with the library in order to run.

TERMS AND CONDITIONS FOR COPYING, DISTRIBUTION AND MODIFICATION

0. This License Agreement applies to any software library or other program which contains a notice placed by the copyright holder or other authorized party saying it may be distributed under the terms of this Lesser General Public License (also called "this License"). Each licensee is addressed as "you".

A "library" means a collection of software functions and/or data prepared so as to be conveniently linked with application programs (which use some of those functions and data) to form executables.

The "Library", below, refers to any such software library or work which has been distributed under these terms. A "work based on the Library" means either the Library or any derivative work under copyright law: that is to say, a work containing the Library or a portion of it, either verbatim or with modifications and/or translated straightforwardly into another language. (Hereinafter, translation is included without limitation in the term "modification".)

"Source code" for a work means the preferred form of the work for making modifications to it. For a library, complete source code means all the source code for all modules it contains, plus any associated interface definition files, plus the scripts used to control compilation and installation of the library.

Activities other than copying, distribution and modification are not covered by this License; they are outside its scope. The act of running a program using the Library is not restricted, and output from such a program is covered only if its contents constitute a work based on the Library (independent of the use of the Library in a tool for writing it). Whether that is true depends on what the Library does and what the program that uses the Library does.

1. You may copy and distribute verbatim copies of the Library's complete source code as you receive it, in any medium, provided that you conspicuously and appropriately publish on each copy an appropriate copyright notice and disclaimer of warranty; keep intact all the notices that refer to this License and to the absence of any warranty; and distribute a copy of this License along with the Library.

You may charge a fee for the physical act of transferring a copy, and you may at your option offer warranty protection in exchange for a fee.

2. You may modify your copy or copies of the Library or any portion of it, thus forming a work based on the Library, and copy and distribute such modifications or work under the terms of Section 1 above, provided that you also meet all of these conditions:

a) The modified work must itself be a software library.

b) You must cause the files modified to carry prominent notices stating that you changed the files and the date of any change.

c) You must cause the whole of the work to be licensed at no charge to all third parties under the terms of this License.

d) If a facility in the modified Library refers to a function or a table of data to be supplied by an application program that uses the facility, other than as an argument passed when the facility is invoked, then you must make a good faith effort to ensure that, in the event an application does not supply such function or table, the facility still operates, and performs whatever part of its purpose remains meaningful.

(For example, a function in a library to compute square roots has a purpose that is entirely well-defined independent of the application. Therefore, Subsection 2d requires that any application-supplied function or table used by this function must be optional: if the application does not supply it, the square root function must still compute square roots.)

These requirements apply to the modified work as a whole. If identifiable sections of that work are not derived from the Library, and can be reasonably considered independent and separate works in themselves, then this License, and its terms, do not apply to those sections when you distribute them as separate works. But when you distribute the same sections as part of a whole which is a work based on the Library, the distribution of the whole must be on the terms of this License, whose permissions for other licensees extend to the entire whole, and thus to each and every part regardless of who wrote it.

Thus, it is not the intent of this section to claim rights or contest your rights to work written entirely by you; rather, the intent is to exercise the right to control the distribution of derivative or collective works based on the Library.

In addition, mere aggregation of another work not based on the Library with the Library (or with a work based on the Library) on a volume of a storage or distribution medium does not bring the other work under the scope of this License.

3. You may opt to apply the terms of the ordinary GNU General Public License instead of this License to a given copy of the Library. To do this, you must alter all the notices that refer to this License, so that they refer to the ordinary GNU General Public License, version 2, instead of to this License. (If a newer version than version 2 of the ordinary GNU General Public License has appeared, then you can specify that version instead if you wish.) Do not make any other change in these notices.

Once this change is made in a given copy, it is irreversible for that copy, so the ordinary GNU General Public License applies to all subsequent copies and derivative works made from that copy.

This option is useful when you wish to copy part of the code of the Library into a program that is not a library.

4. You may copy and distribute the Library (or a portion or derivative of it, under Section 2) in object code or executable form under the terms of Sections 1 and 2 above provided that you accompany it with the complete corresponding machine-readable source code, which must be distributed under the terms of Sections 1 and 2 above on a medium customarily used for software interchange.

If distribution of object code is made by offering access to copy from a designated place, then offering equivalent access to copy the source code from the same place satisfies the requirement to distribute the source code, even though third parties are not compelled to copy the source along with the object code.

5. A program that contains no derivative of any portion of the Library, but is designed to work with the Library by being compiled or linked with it, is called a "work that uses the Library". Such a work, in isolation, is not a derivative work of the Library, and therefore falls outside the scope of this License.

However, linking a "work that uses the Library" with the Library creates an executable that is a derivative of the Library (because it contains portions of the Library), rather than a "work that uses the library". The executable is therefore covered by this License. Section 6 states terms for distribution of such executables.

When a "work that uses the Library" uses material from a header file that is part of the Library, the object code for the work may be a derivative work of the Library even though the source code is not. Whether this is true is especially significant if the work can be linked without the Library, or if the work is itself a library. The threshold for this to be true is not precisely defined by law.

If such an object file uses only numerical parameters, data structure layouts and accessors, and small macros and small inline functions (ten lines or less in length), then the use of the object file is unrestricted, regardless of whether it is legally a derivative work. (Executables containing this object code plus portions of the Library will still fall under Section 6.)

Otherwise, if the work is a derivative of the Library, you may distribute the object code for the work under the terms of Section 6. Any executables containing that work also fall under Section 6, whether or not they are linked directly with the Library itself.

6. As an exception to the Sections above, you may also combine or link a "work that uses the Library" with the Library to produce a work containing portions of the Library, and distribute that work under terms of your choice, provided that the terms permit modification of the work for the customer's own use and reverse engineering for debugging such modifications.

You must give prominent notice with each copy of the work that the Library is used in it and that the Library and its use are covered by this License. You must supply a copy of this License. If the work during execution displays copyright notices, you must include the copyright notice for the Library among them, as well as a reference directing the user to the copy of this License. Also, you must do one of these things:

a) Accompany the work with the complete corresponding machine-readable source code for the Library including whatever changes were used in the work (which must be distributed under Sections 1 and 2 above); and, if the work is an executable linked with the Library, with the complete machine-readable "work that uses the Library", as object code and/or source code, so that the user can modify the Library and then relink to produce a modified executable containing the modified Library. (It is understood that the user who changes the contents of definitions files in the Library will not necessarily be able to recompile the application to use the modified definitions.)

b) Use a suitable shared library mechanism for linking with the Library. A suitable mechanism is one that (1) uses at run time a copy of the library already present on the user's computer system, rather than copying library functions into the executable, and (2) will operate properly with a modified version of the library, if the user installs one, as long as the modified version is interface-compatible with the version that the work was made with.

c) Accompany the work with a written offer, valid for at least three years, to give the same user the materials specified in Subsection 6a, above, for a charge no more than the cost of performing this distribution.

d) If distribution of the work is made by offering access to copy from a designated place, offer equivalent access to copy the above specified materials from the same place.

e) Verify that the user has already received a copy of these materials or that you have already sent this user a copy.

For an executable, the required form of the "work that uses the Library" must include any data and utility programs needed for reproducing the executable from it. However, as a special exception, the materials to be distributed need not include anything that is normally distributed (in either source or binary form) with the major components (compiler, kernel, and so on) of the operating system on which the executable runs, unless that component itself accompanies the executable.

It may happen that this requirement contradicts the license restrictions of other proprietary libraries that do not normally accompany the operating system. Such a contradiction means you cannot use both them and the Library together in an executable that you distribute.

7. You may place library facilities that are a work based on the Library side-by-side in a single library together with other library facilities not covered by this License, and distribute such a combined library, provided that the separate distribution of the work based on the Library and of the other library facilities is otherwise permitted, and provided that you do these two things:

a) Accompany the combined library with a copy of the same work based on the Library, uncombined with any other library facilities. This must be distributed under the terms of the Sections above.

b) Give prominent notice with the combined library of the fact that part of it is a work based on the Library, and explaining where to find the accompanying uncombined form of the same work.

8. You may not copy, modify, sublicense, link with, or distribute the Library except as expressly provided under this License. Any attempt otherwise to copy, modify, sublicense, link with, or distribute the Library is void, and will automatically terminate your rights under this License. However, parties who have received copies, or rights, from you under this License will not have their licenses terminated so long as such parties remain in full compliance.

9. You are not required to accept this License, since you have not signed it. However, nothing else grants you permission to modify or distribute the Library or its derivative works. These actions are prohibited by law if you do not accept this License. Therefore, by modifying or distributing the Library (or any work based on the Library), you indicate your acceptance of this License to do so, and all its terms and conditions for copying, distributing or modifying the Library or works based on it.

10. Each time you redistribute the Library (or any work based on the Library), the recipient automatically receives a license from the original licensor to copy, distribute, link with or modify the Library subject to these terms and conditions. You may not impose any further restrictions on the recipients' exercise of the rights granted herein. You are not responsible for enforcing compliance by third parties with this License.

11. If, as a consequence of a court judgment or allegation of patent infringement or for any other reason (not limited to patent issues), conditions are imposed on you (whether by court order, agreement or otherwise) that contradict the conditions of this License, they do not excuse you from the conditions of this License. If you cannot distribute so as to satisfy simultaneously your obligations under this License and any other pertinent obligations, then as a consequence you may not distribute the Library at all. For example, if a patent license would not permit royalty-free redistribution of the Library by all those who receive copies directly or indirectly through you, then the only way you could satisfy both it and this License would be to refrain entirely from distribution of the Library.

If any portion of this section is held invalid or unenforceable under any particular circumstance, the balance of the section is intended to apply, and the section as a whole is intended to apply in other circumstances.

It is not the purpose of this section to induce you to infringe any patents or other property right claims or to contest validity of any such claims; this section has the sole purpose of protecting the integrity of the free software distribution system which is implemented by public license practices. Many people have made generous contributions to the wide range of software distributed through that system in reliance on consistent application of that system; it is up to the author/donor to decide if he or she is willing to distribute software through any other system and a licensee cannot impose that choice.

This section is intended to make thoroughly clear what is believed to be a consequence of the rest of this License.

12. If the distribution and/or use of the Library is restricted in certain countries either by patents or by copyrighted interfaces, the original copyright holder who places the Library under this License may add an explicit geographical distribution limitation excluding those countries, so that distribution is permitted only in or among countries not thus excluded. In such case, this License incorporates the limitation as if written in the body of this License.

13. The Free Software Foundation may publish revised and/or new versions of the Lesser General Public License from time to time. Such new versions will be similar in spirit to the present version, but may differ in detail to address new problems or concerns.

Each version is given a distinguishing version number. If the Library specifies a version number of this License which applies to it and "any later version", you have the option of following the terms and conditions either of that version or of any later version published by the Free Software Foundation. If the Library does not specify a license version number, you may choose any version ever published by the Free Software Foundation.

14. If you wish to incorporate parts of the Library into other free programs whose distribution conditions are incompatible with these, write to the author to ask for permission. For software which is copyrighted by the Free Software Foundation, write to the Free Software Foundation; we sometimes make exceptions for this. Our decision will be guided by the two goals of preserving the free status of all derivatives of our free software and of promoting the sharing and reuse of software generally.

NO WARRANTY

15. BECAUSE THE LIBRARY IS LICENSED FREE OF CHARGE, THERE IS NO WARRANTY FOR THE LIBRARY, TO THE EXTENT PERMITTED BY APPLICABLE LAW. EXCEPT WHEN OTHERWISE STATED IN WRITING THE COPYRIGHT HOLDERS AND/OR OTHER PARTIES PROVIDE THE LIBRARY "AS IS" WITHOUT WARRANTY OF ANY KIND, EITHER EXPRESSED OR IMPLIED, INCLUDING, BUT NOT LIMITED TO, THE IMPLIED WARRANTIES OF MERCHANTABILITY AND FITNESS FOR A PARTICULAR PURPOSE. THE ENTIRE RISK AS TO THE QUALITY AND PERFORMANCE OF THE LIBRARY IS WITH YOU. SHOULD THE LIBRARY PROVE DEFECTIVE, YOU ASSUME THE COST OF ALL NECESSARY SERVICING, REPAIR OR CORRECTION.

16. IN NO EVENT UNLESS REQUIRED BY APPLICABLE LAW OR AGREED TO IN WRITING WILL ANY COPYRIGHT HOLDER, OR ANY OTHER PARTY WHO MAY MODIFY AND/OR REDISTRIBUTE THE LIBRARY AS PERMITTED ABOVE, BE LIABLE TO YOU FOR DAMAGES, INCLUDING ANY GENERAL, SPECIAL, INCIDENTAL OR CONSEQUENTIAL DAMAGES ARISING OUT OF THE USE OR INABILITY TO USE THE LIBRARY (INCLUDING BUT NOT LIMITED TO LOSS OF DATA OR DATA BEING RENDERED INACCURATE OR LOSSES SUSTAINED BY YOU OR THIRD PARTIES OR A FAILURE OF THE LIBRARY TO OPERATE WITH ANY OTHER SOFTWARE), EVEN IF SUCH HOLDER OR OTHER PARTY HAS BEEN ADVISED OF THE POSSIBILITY OF SUCH DAMAGES.

END OF TERMS AND CONDITIONS

How to Apply These Terms to Your New Libraries

If you develop a new library, and you want it to be of the greatest possible use to the public, we recommend making it free software that everyone can redistribute and change. You can do so by permitting redistribution under these terms (or, alternatively, under the terms of the ordinary General Public License).

To apply these terms, attach the following notices to the library. It is safest to attach them to the start of each source file to most effectively convey the exclusion of warranty; and each file should have at least the "copyright" line and a pointer to where the full notice is found.

one line to give the library's name and an idea of what it does.> Copyright (C) year name of author

This library is free software; you can redistribute it and/or modify it under the terms of the GNU Lesser General Public License as published by the Free Software Foundation; either version 2.1 of the License, or (at your option) any later version.

This library is distributed in the hope that it will be useful, but WITHOUT ANY WARRANTY; without even the implied warranty of MERCHANTABILITY or FITNESS FOR A PARTICULAR PURPOSE. See the GNU Lesser General Public License for more details.

You should have received a copy of the GNU Lesser General Public License along with this library; if not, write to the Free Software Foundation, Inc., 51 Franklin Street, Fifth Floor, Boston, MA 02110-1301 USA

Also add information on how to contact you by electronic and paper mail.

You should also get your employer (if you work as a programmer) or your school, if any, to sign a "copyright disclaimer" for the library, if necessary. Here is a sample; alter the names:

Yoyodyne, Inc., hereby disclaims all copyright interest in the library `Frob' (a library for tweaking knobs) written by James Random Hacker.
signature of Ty Coon, 1 April 1990
Ty Coon, President of Vice

KEEP IN TOUCH

Online

Keep up to date **www.freesat.co.uk**
Follow us **www.twitter.com/Freesat_TV**
Find us **www.facebook.com/Freesat**

Email updates

Sign up to be the first to find out what's on, and hear about new channel and On Demand player launches, competitions and the latest offers.

Register at **www.freesat.co.uk/keepintouch**

We promise to only send you interesting and entertaining news and TV reviews, and we'll never pass on your personal details to anyone you don't want us to.

Support

For help with installation or using your new Freesat box, call us on **0345 313 0051** (local call rate) or visit **www.freesat.co.uk/help**

Humax helpline **0344 318 8800** Email **uksupport@humax-digital.co.uk**
Visit **www.humaxdigital.com/uk**

The Freesat App

Set recordings on the go so you never miss your favourite shows again. Find out more at www.freesat.co.uk/app

Download on the App Store
GET IT ON Google Play
Available at amazon



If you have any questions about set up, installation or Freesat the team are here to help
0345 313 0051 customerteam@freesat.co.uk

For any technical queries the Humax team are here to help **0344 318 8800**
uksupport@humax-digital.co.uk

FREESAT and the Freesat logo are registered trade marks Freesat (UK) Ltd. Freesat logo © Freesat (UK) Ltd. The details in this guide are correct at the time of going to print and is for guidance only. The products features outlined are subject to change at any time without notice.