



2015-16 Women's Basketball SOUTH CAROLINA

Assoc. Media Relations Director: Diana Koval | Office: 803.777.7977 | Cell: 314.369.6050 | Email: dkoval@mailbox.sc.edu | Twitter: @DianaKovalSID
Website: www.GamecocksOnline.com | Twitter: @GamecockWBB | Instagram: @GamecockWBB | Facebook: @GamecockWBB

Game 4

Nov. 22, 2015 • 1 p.m. (PT) • Los Angeles, Calif. • Pauley Pavilion (13,800)

South Carolina Gamecocks
3-0



at



UCLA Bruins
2-0

Ranking: 2/2 (AP/Coaches)

Head Coach: Dawn Staley

Record at South Carolina: 158-74 (8th)

Career Record: 330-154 (16th)

Top Scorer: A'ja Wilson (15.3)

Top Rebounder: A'ja Wilson (9.7)

Ranking: -/-

Head Coach: Cori Close

Record at UCLA: 74-60 (5th)

Career Record: Same

Top Scorer: Jordyn Canada (21.5)

Top Rebounder: Kacy Swain (11.0)

Schedule/Results

Nov. 6 Newberry (Exh.) (SECN+) W, 93-49
Nov. 13 #6/10 Ohio State (SECN+) W, 88-80
Nov. 15 UNCG (SECN+) W, 92-44
Nov. 18 at Clemson (ESPN3) W, 67-41
Nov. 22 at UCLA (Pac-12 Network) 4 p.m.

*Waikiki Beach Marriott
Rainbow Wahine Showdown*

Nov. 27 vs. Arizona State 7:30 p.m.
Nov. 28 vs. CSU Bakersfield 6:30 p.m.
Nov. 29 at Hawaii 10 p.m.

Dec. 6 Duke (ESPN2) 2 p.m.

Dec. 13 Winthrop (SECN) 2 p.m.

Dec. 16 Hampton (SECN+) 7 p.m.

Dec. 20 vs. East Carolina+ 1 p.m.

Dec. 22 Elon (SECN+) 7 p.m.

Jan. 3 Arkansas* (ESPNU) 3 p.m.

Jan. 7 at Vanderbilt* (SECN^A) 9 p.m.

Jan. 10 Missouri* (SECN) Noon

Jan. 14 at Kentucky* (SECN) 7 p.m.

Jan. 17 Texas A&M* (ESPN2) 1:30 p.m.

Jan. 21 at Auburn* (SECN+) 7 p.m.

Jan. 24 at Mississippi State* (ESPN2) 5 p.m.

Jan. 28 Ole Miss* (SECN+) 7 p.m.

Jan. 31 at Texas A&M* (ESPNU) 6 p.m.

Feb. 4 Kentucky* (SECN) 7 p.m.

Feb. 8 Connecticut (ESPN2) 7 p.m.

Feb. 11 Florida* (SECN+) 7 p.m.

Feb. 15 at Tennessee* (ESPN2) 7 p.m.

Feb. 18 Georgia* (SECN+). 7 p.m.

Feb. 22 at Alabama* (SECN) 7 p.m.

Feb. 25 at Ole Miss* (SECN^A) 9 p.m.

Feb. 28 LSU* (ESPN/2/U) TBA

SEC Tournament (Jacksonville, Fla.)

Mar. 2 First Round TBA

Mar. 3 Second Round TBA

Mar. 4 Quarterfinals TBA

Mar. 5 Semifinals TBA

Mar. 6 Final TBA

All Times Listed as Eastern and are subject to change
< indicates game played in Myrtle Beach, S.C.
* indicates SEC Game

Game Information

Tickets: \$12/8 Adult; \$10/5 Youth

Live Stats: UCLABruins.com

Radio: 107.5 The Game (Brad Muller)

TV: Pac-12 Network (Elise Woodward pxp, Mary Murphy, analyst)

Series History

South Carolina Record0-1

In Los Angeles.....0-0

In Columbia.....0-1

At Neutral Site0-0

Last MeetingUCLA by forfeit, 1/5/81

First Meeting.....UCLA by forfeit, 1/5/81

Current Streak Lost 1

Last Five Meetings:

Date	Result	Location
1/5/81	[W] L, 86-81	Columbia














Game Notables

- This is the Gamecocks' third regular-season trip in the Pacific Time Zone in the Dawn Staley era. South Carolina ventured to Stanford and UC Davis in 2010-11, losing both games, and to Southern Cal and San Diego State in 2013-14, winning both contests. Under Staley, four of South Carolina's NCAA Tournament games have come in the Pacific time zone as well. The Gamecocks fell to Stanford in Staley's NCAA Sweet 16 debut in 2011-12, but won both games in Seattle in 2013-14 to advance to the Sweet 16 in Palo Alto, where they lost to North Carolina.
- While Dawn Staley has never coached a game in Pauley Pavilion before tonight, she has played in the storied building three times. Staley's Virginia Cavaliers took down UCLA 77-55 on Dec. 28, 1991, behind nine assists from the then-senior point guard. In the second game of the regular-season tournament, the Cavaliers dispatched Southern Cal 71-52 with Staley netting 16 points on 6-of-10 shooting while swiping four steals. Nearly a decade later, the 1999-2000 Bruins hosted USA Basketball in an exhibition game on Nov. 5, 1999, which the national team claimed 112-55 with Staley handing out 10 assists in 25 minutes of work and South Carolina assistant coach Nikki McCray-Penson scored 13 points in 15 minutes of play.

Stat Comparison

UCLA	SC
2-0	3-0
0-0	0-0
2-0	2-0
0-0	1-0
0-0	0-0
81.5	82.3
59.5	55.0
.438	.447
.343	.303
.400	.300
.214	.372
.714	.593
12.5	17.0
18.0	16.3
+1.0	+7.7
52.0	46.3
+16.5	+8.3
7.5	12.0
5.0	7.3

2015-16 South Carolina Media Roster

0		<p>Shay Colley 5-8 • Fr. • Guard • Brampton, Ontario, Canada <i>CAHL-ee</i></p> <p>PPG 4.0 RPG 1.7 APG 1.0 FG% .375 FT% .833</p>	<p>LAST GAME: 5 pts, 2 assts, 3 rebs at Clemson NOTABLE: Averaging 6.0 points, 2.5 rebounds, 1.5 assists and 16.0 minutes over last two games ... helped Canada to silver medal at 2014 FIBA U18 Americas Champs.</p>	<p>Career Highs Pts: 7 vs. UNCG, 11/15/15 Reb: 3 at Clemson, 11/18/15 Ast: 2 at Clemson, 11/18/15 Stl: 1, 2x, at Clemson, 11/18/15</p>
1		<p>Bianca Cuevas 5-6 • So. • Guard • Bronx, N.Y. <i>kway-VAAS</i></p> <p>PPG 6.7 RPG 1.0 APG 1.3 FG% .313 FT% .750</p>	<p>LAST GAME: 4 pts, 2 assts, 2 stls at Clemson NOTABLE: Shot 50.0% against UNCG for first double-digit scoring game of the season ... averaging 2.0 steals over last two games ... 2014 McDonald's All-America.</p>	<p>Career Highs Pts: 21 at Ole Miss, 2/1/15 Reb: 4, 3x, at Georgia, 2/5/15 Ast: 5, 5x, vs. Sav. St., 3/20/15 Stl: 4, 2x, vs. Sav. St., 12/14/14</p>
3		<p>Kaydra Duckett 5-8 • So. • Guard • Columbia, S.C. <i>KAY-druh DUCK-it</i></p> <p>PPG 0.0 RPG 0.5 APG 0.0 FG% .000 FT% --</p>	<p>LAST GAME: 1 reb, 1 stl, 1 blk vs. UNCG NOTABLE: Logged career-best 10 mins vs. UNCG after a 1st-half appearance vs. OSU ... played in 20 games last season ... 2014 SCBCA 3A Player of the Year ... won two HS state titles.</p>	<p>Career Highs Pts: 2, 2x, vs. Sav. St., 12/14/14 Reb: 4 vs. Sav. St., 12/14/14 Ast: 1, 3x, vs. Syracuse, 3/22/15 Min: 10 vs. UNCG, 11/15/15</p>
4		<p>Doniyah Cliney 6-0 • R-Fr. • Guard • Newark, N.J. <i>dawn-YAY CLY-nee</i></p> <p>PPG -- RPG -- APG -- FG% -- FT% --</p>	<p>LAST GAME: DNP – Injury – Right Hand NOTABLE: Is out several weeks following surgery on right hand ... sat out last season, practicing with team in 2nd semester ... good size on the wing ... won two high school state titles.</p>	<p>Career Highs Pts: — Reb: — Ast: — Stl: —</p>
5		<p>Khadijah Sessions 5-8 • Sr. • Guard • Myrtle Beach, S.C. <i>kub-DEE-zhub SESH-uns</i></p> <p>PPG 4.7 RPG 2.0 APG 4.0 FG% .364 FT% .750</p>	<p>LAST GAME: 5 assts, 2 rebs at Clemson NOTABLE: Team captain ... averaging 4.5 assists over last two games ... pressed pace early vs. OSU, finishing with 12 points, three assists and four steals ... 2012 SCBCA 4A Player of the Year.</p>	<p>Career Highs Pts: 19 vs. Auburn, 2/3/13 Reb: 6 vs. Clemson, 11/20/14 Ast: 8 vs. NC Central, 12/1/14 Stl: 4, 11x, vs. OSU, 11/13/15</p>
22		<p>A'ja Wilson 6-5 • So. • Forward • Hopkins, S.C. <i>A-zhub</i></p> <p>PPG 15.3 RPG 9.7 BPG 3.7 FG% .476 FT% .600</p>	<p>LAST GAME: 7 pts, 5 rebs, 3 blks at Clemson NOTABLE: Among SEC's top 10 in ppg and rpg ... 16th in nation in bpg ... shot 6-of-9 in 4th qtr. vs. OSU to drive home win ... SEC Fr. of the Year, 1st SC freshman to earn All-America.</p>	<p>Career Highs Pts: 26 vs. LSU, 2/12/15 Reb: 19 at Kentucky, 3/1/15 Blks: 6, 2x, vs. UNCG, 11/15/15 Stl: 3, 4x, vs. C. Mich., 12/20/14</p>
23		<p>Tina Roy 5-11 • Sr. • Guard • Kaplan, La.</p> <p>PPG 5.0 RPG 0.7 APG 2.7 FG% .250 FT% --</p>	<p>LAST GAME: 3 pts, 1 asst, 1 stl at Clemson NOTABLE: Team captain ... has just one turnover in 64 mins this season ... hit clutch 3 late in 3rd quarter vs. OSU ... team-high 43.1 percent from 3 in SEC play last season.</p>	<p>Career Highs Pts: 15, 2x, vs. LSU, 3/7/15 Reb: 8 at Miss. St., 2/6/14 Ast: 10 vs. Sav. St., 12/14/14 Stl: 3 vs. Southern Cal, 11/15/14</p>
24		<p>Sarah Imovbich 6-2 • Sr. • Forward • Abuja, Nigeria <i>ih-MOE-vee-o</i></p> <p>PPG 10.3 RPG 9.0 APG 0.0 FG% .750 FT% .438</p>	<p>LAST GAME: 9 pts, 6 rebs, 2 stls at Clemson NOTABLE: Led team in rebounds twice ... key putbacks late in win over OSU ... played three seasons at Virginia ... 19th in nation with ACC-best 10.8 rpg in 2014-15, also scored 12.6 ppg.</p>	<p>Career Highs Pts: 14 vs. UNCG, 11/15/15 Reb: 11 vs. UNCG, 11/15/15 Ast: — Stl: 2, 2x, at Clemson, 11/18/15</p>
25		<p>Tiffany Mitchell 5-9 • Sr. • Guard • Charlotte, N.C.</p> <p>PPG 14.3 RPG 3.3 APG 2.7 FG% .429 FT% .625</p>	<p>LAST GAME: 18 pts, 5 rebs, 4 stls at Clemson NOTABLE: Team captain ... shot 50.0% vs. OSU and at Clemson ... great start vs. OSU with 10 1st-half pts ... 2x SEC POY, All-America ... finalist for 2015 Naismith, Wade, Wooden awards.</p>	<p>Career Highs Pts: 25 vs. Georgia, 2/27/14 Reb: 11, 5x, at Arkansas, 1/2/14 Ast: 9 at SDSU, 11/23/13 Stl: 7 vs. NC Central, 12/1/14</p>
31		<p>Asia Dozier 6-0 • Sr. • Guard/Forward • Columbia, S.C. <i>DOE-zbur</i></p> <p>PPG 5.0 RPG 1.0 APG 2.3 FG% .333 FT% 1.00</p>	<p>LAST GAME: 8 pts, 1 reb at Clemson NOTABLE: Two-time team captain... adjusting well to new role off the bench after starting 62 of 71 games the last two seasons ... hit back-to-back 3s at Clemson early in 3rd quarter.</p>	<p>Career Highs Pts: 16, 2x, at SDSU, 11/23/13 Reb: 10 vs. Elon, 11/9/12 Ast: 6, 3x, vs. UNCG, 11/15/15 Stl: 2, 8x, vs. LSU, 3/7/15</p>
40		<p>Jatarie White 6-4 • So. • Forward • Charlotte, N.C. <i>juh-TAR-ee</i></p> <p>PPG 4.0 RPG 4.0 BPG 0.7 FG% .364 FT% .571</p>	<p>LAST GAME: 3 pts, 6 rebs, 2 assts at Clemson NOTABLE: Great start to season, solid contributions not always in the box score ... plays calm and smart despite inexperience ... 2014 WBCA, McDonald's All-America.</p>	<p>Career Highs Pts: 11 vs. Clemson, 11/20/14 Reb: 7 at Georgia, 2/5/15 Blk: 2 at Georgia, 2/5/15 Stl: 2 vs. Syracuse, 3/22/15</p>
41		<p>Alaina Coates 6-4 • Jr. • Center • Irmo, S.C. <i>uh-LAY-nuh COATS</i></p> <p>PPG 13.0 RPG 8.7 BPG 1.7 FG% .696 FT% .412</p>	<p>LAST GAME: 10 pts, 6 rebs, 2 blks at Clemson NOTABLE: Had solid preseason with great focus ... 25th in nation in FG% ... 7th in career blocks (131), 10th in career double-doubles (23) ... two-time 2nd-Team All-SEC.</p>	<p>Career Highs Pts: 24, 2x, vs. Ole Miss, 1/30/14 Reb: 17 vs. Kentucky, 1/9/14 Blk: 5, 3x, vs. Alabama, 1/29/15 Min: 30 vs. So. Cal, 11/15/14</p>
44		<p>India Farmer 6-0 • Jr. • Forward • N. Myrtle Beach, S.C.</p> <p>PPG 0.0 RPG 1.0 APG 0.0 FG% .000 FT% --</p>	<p>LAST GAME: 1 reb, 2 blks vs. UNCG NOTABLE: Played in 16 games last season, including five SEC and three postseason games ... great team player ... works hard with good attitude.</p>	<p>Career Highs Pts: 3, 2x, vs. Alabama, 1/19/14 Reb: 3 vs. NC Central, 12/2/13 Blk: 2 vs. UNCG, 11/15/15 Stl: 1 at Florida, 1/19/15</p>

Starter

Reserve

Quick Facts

The University

Location: Columbia, S.C.

Founded: 1801

Enrollment: 32,972

Colors: Garnet (PMS 202C) and Black

Nickname: Gamecocks

Conference: Southeastern

President: Dr. Harris Pastides

Athletics Director: Ray Tanner

Facility: Colonial Life Arena (18,000)

Coaching Staff

Head Coach: Dawn Staley

Alma Mater: Virginia, 1992

Overall Record: 330-154 (16th season)

School Record: 158-74 (8th season)

Assoc. Head Coach (Alma Mater):

Lisa Boyer (Ithaca, 1979)

Assistant Coaches (Alma Mater):

Nikki McCray-Penson (Tennessee, 1995)

Fred Chmiel (Excelsior, 2001)

Team Information

2014-15 Record: 34-3

Home: 16-0 Away: 9-2 Neutral: 9-1

SEC Record (Finish): 15-1 (T-1st)

Home: 8-0 Away: 7-1

Letterwinners Returning/Lost: 11/3

Starters Returning/Lost: 3/2

Program History

First Year of Women's Basketball: 1974-75

All-Time Record: 738-503 (42nd season)

All-Time SEC Record: 131-200 (23rd season)

NCAA Appearances (Last): 12 (2015)

NCAA Tournament Record: 17-12

2015 NCAA Result: Final Four; L, 65-66,

Notre Dame; Tampa, Fla.

WNIT Appearances (Last): 4 (2011)

WNIT Record: 3-4

Media Relations

Women's Basketball Contact: Diana Koval

Office: 803.777.7977

Cell: 314.369.6050

Email: dkoval@mailbox.sc.edu

Press Row Phone: 803.777.6182

Athletics Department on the Web

Website: GamecocksOnline.com

Twitter: @GamecocksOnline

Instagram: @GamecocksOnline

Facebook: Facebook.com/GamecocksOnline

YouTube: YouTube.com/GamecocksOnline

Women's Basketball on Twitter

Team: @GamecockWBB

Head Coach: @DawnStaley

Current Gamecock Streaks

	Total	Home	Road	Neut.
Overall	W3	W36	W1	W9
SEC	L1	W18	L1	—
Non-Conference	W3	W20	W1	W9
Ranked Teams	W1	W6	L2	W4

Five-Second Count

South Carolina is enjoying its most successful period in program history. The 2015 Senior Class set a four-year record with 113 wins and a .813 winning percentage. The 2016 Senior Class has a chance top that number, entering the season with a three-year mark of 88-16, winning 84.6 percent of its contests. Winning consecutive SEC regular-season titles in the last two seasons, South Carolina has not finished outside the SEC's top four in four campaigns.

In the last two seasons, three Gamecocks have earned All-America honors – prior to the 2013-14 season just 12 Gamecocks had captured the title. Seven Gamecocks have earned All-SEC selection in the last two seasons, including three members of the 2015-16 squad.

By the Numbers

- Free throw needed by senior guard Tiffany Mitchell to tie former teammate Aleighsa Welch for seventh in career free throws made in Gamecock history
- Returning All-Americans on this season's Gamecock roster – Tiffany Mitchell (1st team) and A'ja Wilson (3rd team)
- Gamecocks named to the Wooden Award Watch List – Alaina Coates, Tiffany Mitchell and A'ja Wilson
- Gamecocks on this season's roster who were named either McDonald's or Parade All-America in high school
- Blocks needed by junior center Alaina Coates to move into South Carolina's career top five
- Letterwinners returning from last season's school-record setting team

UCLA Series Notes

The Gamecocks and Bruins have met just once before in women's basketball in a Jan. 5, 1981, game that was later forfeited by South Carolina, along with seven others, due to the participation of an ineligible player. Ranked No. 10 in the nation at the time, the Gamecocks defeated the Bruins 86-81 in Columbia.

Offensive Operation

Head coach Dawn Staley is often thought of as a defensive coach, but she has steadily built an efficient offensive team over the last few seasons, culminating in the 2014-15 squad's 79.5 points per game on 48.4 percent shooting. That group ranked 18th in the nation in scoring and fourth in field goal percentage. Here's a look at the offense's growth over the last five seasons.

Season	PPG	FG%age
2015-16	82.3	.447
2014-15	75.9	.484
2013-14	72.9	.474
2012-13	61.3	.390
2011-12	61.2	.398
2010-11	58.7	.380

Ranked Readings

South Carolina's 10 wins against ranked foes last season set a new program record, topping the eight wins of the 1979-80 squad. Of those 10 wins, five came against a top-10 foe.

This season, the Gamecocks have 10 games on the schedule against teams currently ranked in the top 20, including four against top-10 entries. South Carolina opened the season with a win over No. 6/10 Ohio State.

After posting a 15-8 record against ranked opponents since the start of the 2013-14 season, head coach Dawn Staley has a 26-42 mark vs.

Gamecocks in the Rankings

(thru games of 11/19)

Team	SEC	NCAA	Actual
Scoring Offense	6	47	82.3
Scoring Defense	6	79	55.0
Scoring Margin	6	39	+27.3
Field Goal Percentage	5	75	.447
Field Goal %age Def.	4	27	.303
3-Point FG %age	8	177	.300
3-Point FG %age Def.	11	281	.372
3-Point FG Made/Gm.	3	137	6.0
Free Throw Percentage	12	279	.593
Rebounding Offense	7	—	46.3
Rebounding Defense	8	—	38.0
Rebounding Margin	5	75	+8.3
Assists	6	84	16.3
Steals	6	56	12.0
Turnover Margin	6	40	+7.7
Turnovers	—	17	11.7
Assist-to-Turnover Ratio	2	30	1.4
Blocked Shots	3	14	7.3
Home Attendance Avg.	1	2	15,211

Alaina Coates	SEC	NCAA	Actual
Scoring	21	—	13.0
Rebounding	10	157	8.7
FG Percentage	1	25	.696
Blocks	10	150	1.7
Off. Rebounds	15	—	3.7

Bianca Cuevas	SEC	NCAA	Actual
FT Percentage	13	—	.750

Sarah Imovbioh	SEC	NCAA	Actual
Rebounding	8	124	9.0
Off. Rebounds	7	—	4.0

Tiffany Mitchell	SEC	NCAA	Actual
Scoring	14	—	14.3
3FG Percentage	6	172	.444
3-Pt FG Made	3	118	2.7
Steals	5	80	3.3

Tina Roy	SEC	NCAA	Actual
3-Pt FG Made	12	—	1.7

Khadijah Sessions	SEC	NCAA	Actual
Assists	10	176	4.0
Steals	11	—	2.3
Assist-to-TO Ratio	3	80	3.0

A'ja Wilson	SEC	NCAA	Actual
Scoring	9	—	15.3
Rebounding	6	87	9.7
FG Percentage	14	—	.476
Blocks	2	16	3.7
Off. Rebounds	7	—	4.0
Double-Doubles	1	5	2

2015-16 Double-Doubles

Alaina Coates (1)

11/13 Ohio State 17 pts/13 rebs

Sarah Imovbioh (1)

11/15 UNCG 14 pts/11 rebs

A'ja Wilson (2)

11/13 Ohio State 20 pts/14 rebs

11/15 UNCG 19 pts/10 rebs

the nation's best teams during her South Carolina tenure, highlighted by a 14-8 mark when the Gamecocks carry a better ranking than their opponent into the contest.

Legacy of Leadership

South Carolina has thrived under excellent leadership from its team-selected captains the last few seasons. While some thought that area would be a question mark heading into this season, the Gamecocks selected their four returning seniors – Asia Dozier, Tiffany Mitchell, Tina Roy and Khadijah Sessions – as their captains. All but Roy have served in that capacity at least once prior to this season.

Fast Start

The Gamecocks were one of three preseason top-25 teams to kick off their season against another ranked opponent last weekend and the only one to come away with the victory. Friday's season opener marked just the fourth in program history against a ranked opponent – the second of the Dawn Staley era. With the 88-80 win over #6/10 Ohio State, South Carolina is 2-2 in openers against ranked opponents. The only other top-25 battle in an opener was #18/17 Kentucky, playing its second game of the season, against #15/15 Arizona State in its season opener, which the Wildcats won 68-64 in overtime.

Wooden Watch

The Wooden Award announced its 30-member Watch List this week with South Carolina occupying three of the positions to match UConn for most selections. After being a finalist for the award last season, senior guard Tiffany Mitchell is back on the list. Junior Alaina Coates and sophomore A'ja Wilson are also recognized this season.

Preseason Poll Pop

For the second-straight season, South Carolina was ranked No. 2 in both the AP and USA Today Coaches Preseason Poll, which is the best preseason rank in program history. The Gamecocks spent the entire 2014-15 season ranked in the top three in the nation, including 12 weeks at No. 1 – the first-ever No. 1 ranking for the program.

Great Gamecock Fans

The state of South Carolina has rallied around head coach Dawn Staley's program in unprecedented numbers. The Gamecocks have led the nation in average attendance increase in each of the last two seasons and paced the country in average attendance last season at 12,293. South Carolina played in front of over 10,000 fans 15 times last season with 13 of those coming at Colonial Life Arena. The 17,156 fans that turned out for the Jan. 11 game against Kentucky were just shy of the women's basketball record of 17,712 (vs. Clemson, 11/22/02) at the facility.

Opponents should be ready for more of the same this season as the South Carolina Ticket Office has distributed the full allotment of over 11,000 season tickets. Only single-game, general admission tickets remain available for purchase.

Made by Tiffany's

Senior guard Tiffany Mitchell has worked her way into the annual national player of the year conversations over the last two seasons, and expectations are the same this season for the two-time All-American and reigning back-to-back SEC Player of the Year. After missing all but the final week of preseason, the Charlotte, N.C., native looked to be regaining her form against Clemson, shooting 50.0 percent from the field against the Tigers, including four 3s, to score a season-high 18 points.

2015-16 Awards

Alaina Coates

Wooden Award Watch List
Preseason All-SEC First Team (Media, Coaches)

Tiffany Mitchell

Wooden Award Watch List
Preseason All-America (AP, Lindy's, Athlon, SI, ESPN)
Preseason All-SEC First Team (Media, Coaches)
Preseason SEC Player of the Year (Media, Coaches)

A'ja Wilson

Wooden Award Watch List
Preseason All-America 2nd Team (Lindy's, SI, ESPN)
Preseason All-America Honorable Mention (AP)
Preseason All-SEC First Team (Media, Coaches)
SEC Player of the Week (Nov. 13-16)

The most significant change in Mitchell's game since her freshman year has been her shot selection and efficiency, which have also combined to lift her assist numbers. Here's a look at her season-by-season breakdown:

Season	PPG	FG%	3FG%	APG
2015-16	14.3	.429	.444	2.7
2014-15	14.4	.500	.416	2.9
2013-14	15.5	.493	.541	3.5
2012-13	9.2	.379	.367	1.3

Double-Double Trouble

Junior center Alaina Coates was a dominant force and big reason South Carolina advanced

AP Top 25

(Week of Nov. 16)

1. Connecticut	0-0
2. South Carolina	2-0
3. Notre Dame	1-0
4. Tennessee	1-0
5. Baylor	1-0
6. Florida State	0-0
7. Ohio State	0-1
8. Maryland	1-0
9. Oregon State	1-0
10. Mississippi State	1-0
11. Texas	1-0
12. Texas A&M	2-0
13. Kentucky	2-0
14. Duke	2-0
15. Stanford	2-0
16. Louisville	0-1
17. Oklahoma	1-0
18. Arizona State	0-1
19. South Florida	2-0
20. Northwestern	1-0
21. California	2-0
22. George Washington	1-0
23. Michigan State	1-0
24. Chattanooga	2-0
25. Syracuse	1-0

USA Today Coaches Top 25

(Week of Nov. 16)

1. Connecticut	1-0
2. South Carolina	2-0
3. Notre Dame	1-0
4. Baylor	1-0
5. Tennessee	1-0
6. Maryland	1-0
7. Oregon State	1-0
8. Texas	1-0
9. Duke	2-0
10. Stanford	2-0
11. Mississippi State	1-0
12. Texas A&M	2-0
13. Kentucky	2-0
14. Florida State	0-0
Ohio State	0-1
16. Louisville	0-1
17. South Florida	2-0
18. Arizona State	0-1
19. DePaul	2-0
20. George Washington	1-0
21. California	2-0
22. Northwestern	1-0
23. Iowa	2-0
24. Princeton	2-0
Oklahoma	1-1

Gamecocks in 2015-16 National Polls

Poll	Pre	11/16	11/23	11/30	12/7	12/14	12/21	12/28	1/4	1/11	1/18	1/25	2/1	2/8	2/15	2/22	3/1	3/8	3/16	Final
Associated Press	2	2																		
Coaches	2	2																		

to its first NCAA Final Four last season. With 17 points and 13 rebounds in the season opener against Ohio State, Coates is already 10th on the program's career double-doubles list with 23, just one shy of matching Aleighsa Welch's 24 in ninth. Ten of those have come in SEC play, which rank her second in program history in that category.

Coates' solid preseason has translated into a hot start as she leads the SEC and ranks 25th in the nation in field goal percentage, hitting 69.6 percent from the field, and averages 13.0 points and 8.7 rebounds.

Hometown Hero

Sophomore forward A'ja Wilson did not disappoint in her first season after being rated the No. 1 recruit in the nation in the 2014 class. The SEC Freshman of the Year and a First-Team All-SEC selection, she became the first Gamecock freshman to earn All-America honors, capturing a spot on the AP's third team. She was the team's second-leading scorer (13.1 ppg) and rebounder (6.6 rpg) and thrived in the brightest spotlight.

This season, Wilson picked up Preseason All-America honors from Sports Illustrated, Lindy's and ESPN, and she has lived up to the billing with a pair of double-doubles to open the season. Wilson was the team's top scorer in both games and earned SEC Player of the Week honors to kick off the season. She is the team's top scorer (15.3 ppg) and rebounder (9.7 rpg) and is 16th in the nation with 3.7 blocks per game.

So Sarah

Senior forward Sarah Imovbioh joined the Gamecocks this season after three campaigns at Virginia, during which she annually ranked among the ACC's top 15 rebounders and top 10 field goal percentage shooters. Her strong rebounding instincts have carried over to the Gamecocks as has her ability to go right back to the basket with an

Games Led Team In...

(Tied for team lead in each category included)

Scoring	2015-16	Career	Record
A'ja Wilson	2	17	15-2
Tiffany Mitchell	1	38	36-2
Alaina Coates	0	12	11-1
Khadijah Sessions	0	3	2-1
Bianca Cuevas	0	2	2-0
Asia Dozier	0	2	2-0
Tina Roy	0	2	2-0

Rebounding	2015-16	Career	Record
Sarah Imovbioh	2	2	2-0
Alaina Coates	1	35	33-2
A'ja Wilson	1	10	9-1
Jatarie White	1	1	1-0
Tiffany Mitchell	0	10	9-1

Assists	2015-16	Career	Record
Khadijah Sessions	3	25	23-2
Tiffany Mitchell	1	30	28-2
Asia Dozier	1	14	14-0
Tina Roy	0	11	11-0
Bianca Cuevas	0	8	7-1
Alaina Coates	0	1	1-0

Team Specialty Stats

South Carolina/Opponent

	Pts. in Paint	Pts. Off TOs	2nd Chance Pts	Fast Break Pts
11/13 OSU	52-20	20-14	21-8	16-9
11/15 UNCG	52-18	29-4	16-10	13-8
11/18 at Clem.	24-16	21-2	22-11	8-0
<i>Averages</i>	<i>42.6-18.0</i>	<i>23.3-6.7</i>	<i>19.7-9.7</i>	<i>12.3-5.7</i>

offensive board. She averages 10.3 points and 9.0 rebounds through three games. Her six points and four rebounds early in the fourth quarter against #6/10 Ohio State (Nov. 13) allowed the Gamecocks to hold off and then storm past the Buckeyes in the season opener, and her energy and efficiency early in the second half at Clemson (Nov. 18) sparked a surge that put the game out of reach.

2014-15 Rewind

South Carolina is coming off its most successful season, winning a school-record 34 games, earning its first-ever No. 1 national ranking (holding the

Starters vs. Bench Points

	SC Starters	Opp. Starters	SC Bench	Opp. Bench
11/13 OSU	58	70	30	10
11/15 UNCG	52	33	40	11
11/18 at Clem.	38	33	29	8
<i>Averages</i>	<i>49.3</i>	<i>45.3</i>	<i>33.0</i>	<i>9.7</i>

position for 12 weeks), repeating as SEC regular-season champions and advancing to the NCAA Final Four for the first time. The Gamecocks also won their first SEC Tournament title in their first appearance in the championship game. Scoring 75.9 points per game, South Carolina ranked 18th in the nation in scoring while maintaining its defensive presence at 12th in the nation, allowing just 54.1 points per game. The Gamecocks' .484 field goal percentage was fourth-best in the nation, and they also ranked among the nation's top 10 in scoring margin (+21.7, 3rd), field goal percentage defense (.349, 10th), rebound margin (+9.6, 10th) and blocked shots (6.3, 7th).

Miscellaneous Stats

Double-Doubles	2015-16	Career	Record
A'ja Wilson	2	7	6-1
Alaina Coates	1	23	22-1
Sarah Imovbioh	1	1	1-0
Tiffany Mitchell	0	4	4-0

20+ Points	2015-16	Career	Record
A'ja Wilson	1	6	5-1
Tiffany Mitchell	0	13	13-0
Alaina Coates	0	8	7-1
Bianca Cuevas	0	1	1-0

10+ Points	2015-16	Career	Record
Tiffany Mitchell	3	78	69-9
Alaina Coates	3	50	47-3
A'ja Wilson	2	31	28-3
Khadijah Sessions	1	21	20-1
Bianca Cuevas	1	9	9-0
Sarah Imovbioh	1	1	1-0
Asia Dozier	0	13	12-1
Tina Roy	0	12	10-2
Jatarie White	0	2	2-0
Tiffany Davis	0	1	1-0

10+ Rebounds	2015-16	Career	Record
A'ja Wilson	2	7	6-1
Sarah Imovbioh	2	2	2-0
Alaina Coates	1	26	25-1
Tiffany Mitchell	0	7	6-1
Asia Dozier	0	1	1-0

5+ Assists	2015-16	Career	Record
Tiffany Mitchell	1	12	12-0
Khadijah Sessions	2	11	11-0
Asia Dozier	1	9	9-0
Bianca Cuevas	0	5	5-0
Tina Roy	0	5	5-0

5+ Steals	2015-16	Career	Record
Tiffany Mitchell	0	8	8-0
Tiffany Davis	0	1	1-0

5+ Blocks	2015-16	Career	Record
A'ja Wilson	1	2	1-1
Alaina Coates	0	3	3-0



Around the SEC

(Thru 11/19)

	SEC Games			Overall		
	W	L	Pct.	W	L	Pct.
Kentucky	0	0	—	3	0	1.000
Missouri	0	0	—	3	0	1.000
South Carolina	0	0	—	3	0	1.000
Texas A&M	0	0	—	3	0	1.000
Alabama	0	0	—	2	0	1.000
Tennessee	0	0	—	2	0	1.000
Mississippi St.	0	0	—	1	0	1.000
Arkansas	0	0	—	2	1	.667
Auburn	0	0	—	2	1	.667
LSU	0	0	—	2	1	.667
Florida	0	0	—	1	1	.500
Georgia	0	0	—	1	1	.500
Vanderbilt	0	0	—	1	1	.500
Ole Miss	0	0	—	1	2	.333

Coming Up

November 22

Miss. Valley St. at Alabama, 3 p.m. (SECN+)
 Auburn at Savannah State, 4 p.m.
 Georgia Tech at Georgia, 4 p.m. (SECN)
 Colorado at #13/13 Kentucky, 2 p.m. (SECN+)
 Ole Miss at Middle Tenn., 2 p.m. (FSN)
 Wake Forest at Missouri, 8 p.m. (SECN)

November 23

Tulsa at Arkansas, 8 p.m. (SECN+)
 LSU at Tulane, 8 p.m. (CST)
 #24/- Chattanooga at #4/5 Tenn., 7 p.m. (SECN+)
 Presbyterian at Vanderbilt, 12:30 p.m. (SECN+)

*Rankings are listed as AP/ESPN Poll
 All Times Eastern; TV Network in ()*

South Carolina's Record When...

	SEC	All		SEC	All
Record.....	0-0	3-0	No South Carolina players foul out	0-0	3-0
Playing a ranked opponent.....	0-0	1-0	One or more SC players foul out.....	0-0	0-0
Playing at home	0-0	2-0	Having 20 or more assists.....	0-0	1-0
Playing on the road	0-0	1-0	Having less than 20 assists.....	0-0	2-0
Playing at neutral site	0-0	0-0	Scoring more pts. in paint than opponent	0-0	3-0
Leading at half	0-0	2-0	Scoring equal/less pts. in paint than opp.	0-0	0-0
Trailing at half	0-0	1-0	Scoring more pts. off TOs than opponent	0-0	3-0
Tied at half	0-0	0-0	Scoring equal/less pts. off TOs than opp.	0-0	0-0
Playing an overtime game	0-0	0-0	Scoring more 2nd-chance pts.	0-0	3-0
0 players score in double figures	0-0	0-0	Scoring equal/less 2nd-chance pts.....	0-0	0-0
1 player scores in double figures	0-0	0-0	Scoring more fast break pts.....	0-0	3-0
2 players score in double figures	0-0	1-0	Scoring equal/less fast break pts.....	0-0	0-0
3 players score in double figures	0-0	0-0	Wearing white uniforms	0-0	2-0
4 players score in double figures	0-0	1-0	Wearing black uniforms	0-0	1-0
5 players score in double figures	0-0	1-0	Wearing pink uniforms	0-0	0-0
More than 5 players in double figures.....	0-0	0-0	Playing in tournaments/classics	0-0	0-0
Starters out-score opponent's starters	0-0	2-0	Playing on live television	0-0	3-0
Opponent's starters score equal/more	0-0	1-0	Playing in November.....	0-0	3-0
Bench out-scores opponent's bench	0-0	3-0	Playing in December	0-0	0-0
Opponent's bench scores equal/more.....	0-0	0-0	Playing in January	0-0	0-0
SC Starters out-score SC Bench.....	0-0	3-0	Playing in February	0-0	0-0
SC Bench out-scores/ties SC Starters	0-0	0-0	Playing in March.....	0-0	0-0
Shooting 50% or better	0-0	1-0	Playing during the day.....	0-0	1-0
Shooting between 40-49%	0-0	1-0	Playing at night	0-0	2-0
Shooting between 30-39%	0-0	1-0	Playing on Sunday.....	0-0	1-0
Shooting less than 30%	0-0	0-0	Playing on Monday.....	0-0	0-0
Opponent shoots 50% or better	0-0	0-0	Playing on Tuesday.....	0-0	0-0
Opponent shoots between 40-49%	0-0	0-0	Playing on Wednesday.....	0-0	1-0
Opponent shoots between 30-39%	0-0	2-0	Playing on Thursday.....	0-0	0-0
Opponent shoots less than 30%	0-0	1-0	Playing on Friday	0-0	1-0
Shooting better than opponent.....	0-0	3-0	Playing on Saturday.....	0-0	0-0
Shooting worse than/equal to opponent	0-0	0-0	Margin is less than 5 pts.	0-0	0-0
Having more FTs made than opponent	0-0	3-0	Margin is between 5-9.....	0-0	1-0
Having equal/less FTs made than opponent	0-0	0-0	Margin is between 10-19.....	0-0	0-0
Out-rebounding opponent.....	0-0	3-0	Margin is 20 pts. or more.....	0-0	2-0
Having equal/less rebounds than opponent	0-0	0-0	Having a 20-pt. scorer.....	0-0	1-0
Having more TOs than opponent	0-0	1-0	Having a 30-pt. scorer.....	0-0	0-0
Having equal or less TOs than opponent.....	0-0	2-0	Scoring 49 points or less.....	0-0	0-0
Attempting more FT than 3FG.....	0-0	2-0	Scoring 50-59 points.....	0-0	0-0
Attempting equal/less FT than 3FG	0-0	1-0	Scoring 60-69 points.....	0-0	1-0
Making 5 or more 3FGs.....	0-0	2-0	Scoring 70-79 points.....	0-0	0-0
Making less than 5 3FGs.....	0-0	1-0	Scoring 80-89 points.....	0-0	1-0
Making no 3 FGs.....	0-0	0-0	Scoring 90-99 points.....	0-0	1-0
Attempting 15 or more 3FGs.....	0-0	2-0	Scoring 100 points or more.....	0-0	0-0
Attempting less than 15 3FGs.....	0-0	1-0			

2015-16 Team High/Low

South Carolina Highs	South Carolina Lows	Category	Opponent Lows	Opponent Highs
92 vs. UNCG, 11/15	67 at Clemson, 11/18	Points in Game	41, at Clemson, 11/18	80, Ohio State, 11/13
53 (1st) vs. UNCG, 11/15	34 (1st) at Clemson, 11/18	Points in a Half	19 (2nd), UNCG, 11/15	47 (1st), Ohio State, 11/13
30 (1st) vs. Ohio State, 11/13	9 (4th) at Clemson, 11/18	Points in a Quarter	8 (3rd), at Clemson, 11/18	26 (1st), Ohio State, 11/13
35 vs. UNCG, 11/15	23 at Clemson, 11/18	Field Goals Made	14, at Clemson, 11/18	26, Ohio State, 11/13
69 vs. Ohio State, 11/13	63 at Clemson, 11/18	Field Goal Attempts	43, at Clemson, 11/18	80, Ohio State, 11/13
.522 (35-67), vs. UNCG, 11/15	.365 (23-63) at Clemson, 11/18	FG Percentage	.258 (16-62), UNCG, 11/15	.326 (14-43), at Clemson, 11/18
8 vs. UNCG, 11/15	3 vs. Ohio State, 11/13	3-Point FG Made	3, at Clemson, 11/18 3, UNCG, 11/15	10, Ohio State, 11/13
25 at Clemson, 11/18	11 vs. Ohio State, 11/13	3-Point FG Attempts	7, at Clemson, 11/18	23, Ohio State, 11/13
.333 (8-24) vs. UNCG, 11/15	.273 (3-11) vs. Ohio State, 11/13	3-Point FG Percentage	.231 (3-13), UNCG, 11/15	.435 (10-23), Ohio State, 11/13
23 vs. Ohio State, 11/13	14 at Clemson, 11/18 14 vs. UNCG, 11/15	Free Throws Made	9, UNCG, 11/15	18, Ohio State, 11/13
35 vs. Ohio State, 11/13	23 vs. UNCG, 11/15	Free Throw Attempts	14, at Clemson, 11/18 14, UNCG, 11/15	20, Ohio State, 11/13
.657 (23-35) vs. Ohio State, 11/13	.500 (14-28) at Clemson, 11/18	FT Percentage	.643 (9-14), UNCG, 11/15	.900 (18-20), Ohio State, 11/13
51 vs. Ohio State, 11/13	41 at Clemson, 11/18	Rebounds	36, at Clemson, 11/18 36, UNCG, 11/15	42, Ohio State, 11/13
25 vs. UNCG, 11/15	11 vs. Ohio State, 11/13	Assists	3, Ohio State, 11/13	12, at Clemson, 11/18
15 vs. UNCG, 11/15	9 vs. Ohio State, 11/13	Steals	0, at Clemson, 11/18	13, Ohio State, 11/13
10 vs. UNCG, 11/15	6 at Clemson, 11/18 6 vs. Ohio State, 11/13	Blocked Shots	0, at Clemson, 11/18	10, Ohio State, 11/13
20 vs. Ohio State, 11/13	5 at Clemson, 11/18	Turnovers	18, Ohio State, 11/13	21, UNCG, 11/15
20 vs. Ohio State, 11/13	15 at Clemson, 11/18 15 vs. UNCG, 11/15	Fouls	21, UNCG, 11/15	29, Ohio State, 11/13

2015-16 Individual Superlatives

Category	South Carolina	Opponent
Points in Game	20 by A'ja Wilson vs. Ohio State, 11/13	36 by Kelsey Mitchell, Ohio State, 11/13
Points in a Half	13 (1st) by A'ja Wilson vs. UNCG, 11/15	21 (2nd) by Kelsey Mitchell, Ohio State, 11/13
Points in a Quarter	12 (4th) by A'ja Wilson vs. Ohio State, 11/13	13 (4th) by Kelsey Mitchell, Ohio State, 11/13
Field Goals Made	9 by A'ja Wilson vs. UNCG, 11/15	10 by Kelsey Mitchell, Ohio State, 11/13
Field Goal Attempts	18 by A'ja Wilson vs. Ohio State, 11/13	24 by Kelsey Mitchell, Ohio State, 11/13
FG Percentage	.857 (6-7) by Alaina Coates vs. UNCG, 11/15	.600 (6-10) by Justice Wright, at Clemson, 11/18
3-Point FG Made	4 by Tiffany Mitchell at Clemson, 11/18	4 by Ameryst Alston, Ohio State, 11/13 4 by Kelsey Mitchell, Ohio State, 11/13
3-Point FG Attempts	8 by Tina Roy vs. UNCG, 11/15	9 by Kelsey Mitchell, Ohio State, 11/13
3-Point FG Percentage	.571 (4-7) by Tiffany Mitchell at Clemson, 11/18	.800 (4-5) by Ameryst Alston, Ohio State, 11/13
Free Throws Made	6 by Bianca Cuevas vs. UNCG, 11/15 6 by Khadijah Sessions vs. Ohio State, 11/13	12 by Kelsey Mitchell, Ohio State, 11/13
Free Throw Attempts	10 by Alaina Coates vs Ohio State, 11/13	13 by Kelsey Mitchell, Ohio State, 11/13
FT Percentage	.833 (5-6) by Shay Colley at Clemson, 11/18	.923 (12-13) by Kelsey Mitchell, Ohio State, 11/13
Rebounds	19 by A'ja Wilson vs. Ohio State, 11/13	15 by Shayla Cooper, Ohio State, 11/13
Assists	6 by Asia Dozier vs. UNCG, 11/15 6 by Tina Roy vs. UNCG, 11/15	6 by Danielle Edwards, at Clemson, 11/18
Steals	4 by Tiffany Mitchell at Clemson, 11/18 4 by Tiffany Mitchell vs. Ohio State, 11/13 4 by Khadijah Sessions vs. Ohio State, 11/13	5 by Cait Craft, Ohio State, 11/13
Blocked Shots	6 by A'ja Wilson vs. UNCG, 11/15	3 by Kelsey Mitchell, Ohio State, 11/13
Turnovers	8 by Tiffany Mitchell vs. Ohio State, 11/13	8 by Shayla Cooper, Ohio State, 11/13

The Last Time...

Individual

Scored 50 Points

South Carolina 51, Jocelyn Penn vs. Stetson, 1/4/03
Opponent Never

Scored 40 Points

South Carolina 51, Jocelyn Penn vs. Stetson, 1/4/03
Opponent 46, Cornelia Gayden, LSU, 1/14/95

Scored 30 Points

South Carolina 30, Ieasia Walker vs. Clemson, 11/18/10
Opponent 36, Kelsey Mitchell, Ohio State, 11/13/15

Grabbed 20 Rebounds

South Carolina 25, Kelsey Bone vs. Boston University, 12/28/09
Opponent 24, Courtney Paris, Oklahoma, 12/30/07

Grabbed 15 Rebounds

South Carolina 19, A'ja Wilson at Kentucky, 3/1/15
Opponent 15, Shayla Cooper, Ohio State, 11/13/15

Two Players with 20 or More Points

South Carolina Tiffany Mitchell 20/A'ja Wilson 20 vs. Vanderbilt, 2/15/15
Opponent Kelsey Bone 36/Ameryst Alston 23, Ohio State, 11/13/15

Two Players with 10 or More Rebounds

South Carolina Sarah Imovbioh 11/A'ja Wilson 10 vs. UNCG, 11/15/15
Opponent Shela Boykin 12/Danielle Ballard 12, LSU, 2/12/15

Had 10 Assists

South Carolina 10, Tina Roy vs. Savannah State, 12/14/14
Opponent 11, Marneshia Richard, Mississippi State, 1/21/07

Had Five Steals

South Carolina 5, Tiffany Mitchell at Arkansas, 2/19/15
Opponent 5, Cait Craft, Ohio State, 11/13/15

Had Five Blocked Shots

South Carolina 6, A'ja Wilson vs. UNCG 11/15/15
Opponent 5, Breanna Stewart, at UConn, 2/9/15

Had a Double-Double

South Carolina A'ja Wilson (19 pts/10 rebs)/Sarah Imovbioh (14 pts/11 rebs) vs. UNCG, 11/15/15
Opponent Stephanie Mavunga (10 pts/13 rebs), North Carolina, 3/27/15

Two Players had a Double-Double

South Carolina A'ja Wilson (19 pts/10 rebs)/Sarah Imovbioh (14 pts/11 rebs) vs. UNCG, 11/15/15
Opponent Sheila Boykin (12 pts/12 rebs)/Danielle Ballard (16 pts/12 rebs), LSU, 2/12/15

Three Players had a Double-Double

South Carolina Ashley Bruner (16 pts/12 rebs)/Aleighsa Welch (16 pts/ 11 rebs)/Elem Ibiam (12 pts/10 rebs) vs. Kansas, 3/25/13
Opponent Merlakia Jones (26 pts/10 rebs)/Takilya Davis (19 pts/13 rebs)/DeLisha Milton (14 pts/15 rebs), at Florida, 2/20/94

Had a Triple-Double

South Carolina Iva Sliskovic (18 pts, 15 rebs, 10 assts) vs. High Point, 12/20/06
Opponent Never

Team

Scored 100 Points

South Carolina 102 at Alabama, 1/8/15
Opponent 103, Clemson, 11/21/03

Won by 30 or More Points

South Carolina 92-44 (48) vs. UNCG, 11/15/15
Opponent 66-34 (32), Georgia, 3/4/11

Shot 65% or Better from the Field

South Carolina .652 (45-69) vs. East Tennessee State, 12/19/00
Opponent Never

Shot 60% or Better from the Field

South Carolina .612 (30-49) vs. Florida State, 3/29/15
Opponent .604 (29-48), Vanderbilt, 1/18/01

Shot 50% or Better from the Field

South Carolina .522 (35-67) vs. UNCG, 11/15/15
Opponent .554 (31-56), at UConn, 2/9/15

No Players in Double-Figure Points

South Carolina at Auburn, 1/19/12
Opponent at Georgia, 2/5/15

Five Players in Double-Figure Points

South Carolina vs. UNCG, 11/15/15
Opponent Arkansas, 2/14/10

More Than Five Players in Double-Figure Points

South Carolina 6 vs. Syracuse, 3/22/15
Opponent 6 at Georgia, 2/13/03

Faced AP Top-25 Opponent

Win 88-80 vs. No. 6 Ohio State, 11/13/15
Loss 56-67 at No. 13 Kentucky, 3/1/15

Faced AP Top-10 Opponent

Win 88-80 vs. No. 6 Ohio State, 11/13/15
Loss 87-62 at No. 2 UConn, 2/9/15

Faced AP Top-5 Opponent

Win 62-46 vs. No. 5 Tennessee, 3/8/15
Loss 87-62 at No. 2 UConn, 2/9/15

Faced AP No. 1 Team

Win Never
Loss 49-53 vs. No. 1 Stanford, 12/19/12

Overtime Game

Win 58-55 vs. Drexel, 11/28/12
Loss 65-57 at Texas A&M, 1/16/14

Double-Overtime Game

Win 92-91 at Florida State, 2/4/91
Loss 92-94 at Clemson, 11/19/09

South Carolina Was Ranked (AP Poll)

No. 1 2/9/15
Top 10 No. 2, 11/16/15
Top 25 No. 2, 11/16/15

Staley Era Team Records

Italics indicates set in 2015-16

Scoring

Most	Points
1. vs. Savannah State, 12/14/14	111
2. at Alabama, 1/8/15	102
3. vs. Clemson, 11/20/14	99
vs. Ole Miss, 1/30/14	99
vs. Charleston Southern, 11/8/13	99

Fewest	Points
1. at Stanford, 11/26/10	32
2. vs. Georgia, 3/4/11	34
3. vs. Mississippi State, 3/5/09	39
4. at Georgia, 1/13/13	40
5. at Mississippi State, 2/26/09	41

Fewest Allowed	Points
1. vs. South Carolina State, 12/14/11	21
2. vs. Presbyterian, 11/27/11	24
3. vs. NC Central, 12/1/14	26
vs. SC State, 12/22/13	26
5. vs. NC Central, 12/2/13	27

Most Allowed	Points
1. at Clemson, 11/19/09	94
2. vs. North Carolina, 12/20/09	93
3. at Connecticut, 2/9/15	87
4. vs. Xavier, 11/12/10	84
5. at Tennessee, 2/17/11	82
at Florida, 2/22/09	82

Margin of Outcome

Victory	Score	Margin
1. vs. Charleston Southern, 11/8/13	99-29	+70
2. vs. NC Central, 12/1/14	90-26	+64
3. vs. Savannah State, 12/14/14	111-49	+62
4. vs. Clemson, 11/20/14	99-41	+58
5. vs. NC Central	79-27	+52

Defeat	Score	Margin
1. at Stanford, 11/26/10	32-70	-38
2. vs. Georgia, 3/4/11	34-66	-32
3. vs. Stanford, 12/19/08	47-78	-31
4. at Penn State, 11/21/10	48-78	-30
5. vs. Connecticut, 12/28/08	48-77	-29

Field Goals

Made	FGM
1. vs. Charleston Southern, 11/8/13	39
2. vs. Savannah State, 12/14/14	38
vs. Clemson, 11/20/14	38
4. at Alabama, 1/8/15	37
vs. Central Michigan, 12/20/14	37

Attempts	FGA
1. vs. Penn State, 11/20/11	76
2. at Clemson, 11/19/09	74
3. vs. Tennessee, 1/20/11	73
4. vs. Central Michigan, 12/20/14	72
vs. Clemson, 11/20/14	72
vs. Kansas, 3/25/13	72

Highest Percentage (Min. 40 FGA)	FGM-A	Pct
1. vs. Savannah State, 3/20/15	34-53	.642
2. at Alabama, 1/8/15	37-58	.638
3. vs. Florida State, 3/29/15	30-49	.612
4. vs. Charleston Southern, 11/8/13	39-64	.609
5. vs. Ole Miss, 1/30/14	31-51	.608

Lowest Percentage (Min. 40 FGA)	FGM-A	Pct
1. at Stanford, 11/26/10	12-55	.218
2. vs. Georgia, 3/4/11	12-52	.231
3. at Florida, 1/20/13	15-64	.234
4. at Kentucky, 2/5/09	13-55	.236
5. at Georgia, 1/2/11	13-54	.241

Lowest Percentage Allowed	FGM-A	Pct
1. vs. South Carolina State, 12/14/11	6-48	.125
2. vs. NC Central, 12/2/13	8-50	.160
3. vs. Charleston Southern, 11/8/13	10-54	.185
4. vs. Arkansas, 3/6/15	11-57	.193
vs. Hampton, 11/22/12	11-57	.193

Highest Percentage Allowed	FGM-A	Pct
1. vs. Connecticut, 12/28/08	35-62	.565
vs. Florida, 1/9/11	26-46	.565
3. vs. Xavier, 11/12/10	34-61	.557
4. at Connecticut, 2/9/15	31-56	.554
5. at Kentucky, 1/13/11	30-55	.545

3-Point Field Goals

Made	3FGM
1. at Alabama, 1/8/15	11
2. at Hampton, 12/17/14	9
vs. Syracuse, 11/28/14	9
vs. San Diego State, 11/23/14	9
Seven other times	9

Attempts	3FGA
1. vs. Penn State, 11/20/11	29
2. vs. College of Charleston, 11/14/13	28
vs. North Carolina, 12/19/10	28
4. vs. Syracuse, 11/28/14	26
5. at Clemson, 11/18/15	25
vs. Savannah State, 11/15/12	25
at Ole Miss, 1/16/11	25

Percentage (Min. 5 3FGA)	3FGM-A	Pct
1. vs. Oregon State, 3/25/14	4-6	.667
vs. Ole Miss, 1/30/14	4-6	.667
vs. Savannah State, 12/28/13	4-6	.667
vs. Western Carolina, 12/29/12	6-9	.667
at Alabama, 1/10/10	8-12	.667
vs. Charlotte, 12/21/08	8-12	.667

Free Throws

Made	FTM
1. vs. Savannah State, 12/14/14	34
vs. Oregon State, 3/25/14	34
3. vs. Ole Miss, 1/30/14	32
at Mississippi State, 1/6/13	32
5. vs. Georgia, 2/27/14	30
vs. Savannah State, 12/28/13	30
vs. Seton Hall, 11/17/13	30

Attempts	FTA
1. at Mississippi State, 1/6/13	50
2. vs. Savannah State, 12/28/13	48
3. vs. Savannah State, 12/14/14	47
4. vs. Missouri, 2/2/14	46
5. vs. Seton Hall, 11/17/13	44
vs. SC State, 12/21/12	44

Percentage (Min. 10 FTA)	FTM-A	Pct
1. vs. Alabama, 1/19/14	10-11	.909
2. vs. Auburn, 1/2/09	23-26	.885
3. vs. San Diego State, 11/28/09	14-16	.875
4. at Mississippi State, 2/6/14	20-23	.870
5. at Alabama, 1/8/15	17-20	.850
at Kentucky, 2/20/14	17-20	.850

Rebounding

Total	Rebs
1. vs. College of Charleston, 11/14/13	62
2. at Florida, 1/20/13	59
3. vs. Hampton, 11/22/12	57
4. vs. Savannah State, 12/14/14	56
5. vs. Kentucky, 1/11/15	55

Margin	Rebs	Margin
1. vs. Savannah State, 12/14/14	56-21	+35
2. at Alabama, 2/7/13	53-24	+29
3. vs. Hampton, 12/17/14	48-21	+27
4. vs. SC State, 12/22/13	47-21	+26
vs. Florida Gulf Coast, 11/23/12	46-20	+26

Assists

Game	Assists
1. vs. NC Central, 12/1/14	26
2. vs. UNCG, 11/15/15	25
vs. San Diego State, 11/23/14	25
vs. Clemson, 11/20/14	25
vs. Alabama, 1/19/14	25
vs. Charleston Southern, 11/8/13	25

Steals

Game	Steals
1. vs. NC Central, 12/1/14	21
vs. Furman, 12/11/11	21
3. vs. San Diego State, 11/23/14	18
4. vs. Charleston Southern, 11/8/13	17
5. vs. NC State, 12/12/10	16
vs. USC Upstate, 12/16/08	16

Blocked Shots

Game	Blocks
1. vs. Arkansas, 3/6/15	15
2. at Mississippi State, 2/6/14	14
vs. Kentucky, 1/9/14	14
4. at Kentucky, 3/1/15	12
vs. Charleston Southern, 11/14/13	12

Turnovers

Fewest	TOs
1. at Tennessee, 2/2/12	4
2. at Clemson, 11/18/15	5
vs. Tennessee, 2/23/15	5
vs. Syracuse, 11/28/14	5
at Missouri, 2/28/13	5
vs. Georgia, 3/2/12	5
vs. Ole Miss, 3/3/11	5

Most	TOs
1. at Wake Forest, 12/3/08	32
2. vs. Hampton, 11/22/12	29
vs. Kentucky, 1/15/12	29
4. at Kentucky, 1/13/11	28
5. vs. Jacksonville, 12/30/08	26

Dawn Staley

Head Coach
8th Season at South Carolina
Virginia, 1992



When three-time Olympic gold medalist Dawn Staley took the reins of the University of South Carolina women's basketball program on May 10, 2008, the Gamecocks' stature immediately rose not just in the Southeastern Conference but on the national stage as well. Building on a foundation of hard work, defensive effort and a "team first" mentality, South Carolina began to realize those expectations in 2011-12, and the program has continued to thrive. The Gamecocks boast four straight 25-win seasons, which include two SEC regular-season championships (2014, 2015), an SEC Tournament title (2015), an NCAA Final Four appearance (2015) and two other Sweet 16 seasons (2012, 2014), the program's first ever No. 1 national ranking and a school-record 34 wins in 2014-15. Staley's success has united every demographic in the state of South Carolina as the Gamecocks' fan based has tripled over the last three seasons, leading the nation in home attendance in 2014-15 at 12,293 fans per game and pacing the country in attendance increase in 2013-14 and 2014-15.

While her coaching career is blossoming, Staley is still recognized for her body of work as a one of the most decorated participants in United States women's basketball history. The Naismith Memorial Basketball Hall of Fame solidified her legacy with her enshrinement into the Hall as part of the Class of 2013. The Phoenix Club of Philadelphia established the Dawn Staley Award recognizing the nation's top guard in women's Division I basketball in 2013 as well. Staley was inducted into the Women's Basketball Hall of Fame as part of the Class of 2012 and was one of the final nominees for induction to the U.S. Olympic Hall of Fame the same year. In the summer of 2011, the WNBA recognized her as one of the league's "Top 15," honoring the most influential players in the league's history.

In her 16th season as a head coach, Staley has led her teams to six 25-win seasons, a total of 12 postseason appearances (two WNIT) and 34 weeks in the Associated Press top 10, including 12 in the No. 1 spot.

At the helm of the Gamecocks over the last seven seasons, Staley has been named National Coach of the Year (2014, *Basketball Times*), a Naismith National Coach of the Year Finalist (2014, 2015), SEC Coach of the Year (2014, *Coaches and AP*; 2015, *Coaches*) and BCA Female Coach of the Year (2012). She has coached two All-Americans, 16 All-SEC selections, six SEC All-Freshman team selections, two SEC Player of the Year choices, an SEC Sixth Player of the Year, an SEC Defensive Player of the Year and three SEC Freshman of the Year winners. South Carolina has turned in historic seasons each of the last four, especially standing out among the program's 24 seasons in the SEC, posting 25 wins in 2011-12 and 2012-13, 29 wins in 2013-14 and a school-record 34 victories in 2014-15. The Gamecocks have won more SEC games than the season before in each of Staley's last six seasons, and her 67 SEC victories are more than any other Gamecock coach, accounting for 51.1 percent of the program's total 131 league wins. She has helped the Gamecocks to four of the program's five top-four finishes in the SEC, including the first regular-season championship in 2013-14 and a share of the same title in 2014-15. Her 113 overall wins in the last four seasons mark the most successful four-year stretch in program history. Off the court, Staley's Gamecocks have been active in the community and thriving in the classroom. Every student-athlete who completed her eligibility under Staley at South Carolina has graduated or is on track to graduate, and the team GPA has been over 3.0 for the last six semesters. During the historic 2014-15 season, eight Gamecocks posted at least a 3.0 GPA for the year.

Year-by-Year Coaching Record

Year	School	Record	Conf. Rec.	Conf. Finish	Postseason
2000-01	Temple	19-11	11-5	2nd East	WNIT
2001-02	Temple	20-11	12-4	2nd East	A-10 Tourn. Champ./NCAA 1st Round
2002-03	Temple	14-15	9-7	2nd East	
2003-04	Temple	21-10	14-2	1st East	A-10 Tourn. Champ./NCAA 1st Round
2004-05	Temple	28-4	16-0	1st East*	A-10 Tourn. Champ./NCAA 2nd Round
2005-06	Temple	24-8	12-4	3rd	A-10 Tourn. Champ./NCAA 1st Round
2006-07	Temple	25-8	13-1	2nd	NCAA 2nd Round
2007-08	Temple	21-13	12-2	T-1st	NCAA 1st Round
2008-09	South Carolina	10-18	2-12	11th	
2009-10	South Carolina	14-15	7-9	T-7th	
2010-11	South Carolina	18-15	8-8	T-5th	WNIT 2nd Round
2011-12	South Carolina	25-10	10-6	T-4th	NCAA Sweet 16
2012-13	South Carolina	25-8	11-5	T-4th	NCAA 2nd Round
2013-14	South Carolina	29-5	14-2	1st	NCAA Sweet 16
2014-15	South Carolina	34-3	15-1	T-1st	SEC Tourn. Champ./NCAA Final Four
2015-16	South Carolina	3-0	—		
Career	16th season	330-154	166-68		
At SC	8th season	158-74	67-43		

Coaching Highlights

College

- 10 NCAA Tournament Appearances (4 at South Carolina)
- 10 20-Win Seasons (4 at South Carolina)
- 3 Regular-Season Conference Titles (SEC 2014, 2015; A-10 2008)
- 5 Conference Tournament Titles (SEC 2015; A-10 2002, 2004, 2005, 2006)
- 2-time Naismith National Coach of the Year Finalist (2014, 2015)
- *Basketball Times* National Coach of the Year (2014)
- 3-time WBCA Region Coach of the Year (Region 3 2014, 2015; Region 1 2005)
- Four-time Conference Coach of the Year (SEC 2014, 2015; A-10 2004, 2005)

USA Basketball

- Senior National Team Asst. Coach (2006-08, 2014-16) – FIBA World Championship gold medal (2014), Beijing Olympics gold medal (2008), FIBA Americas Championship gold medal (2007), FIBA World Championship bronze medal (2006)
- U19 National Team Head Coach – FIBA U19 World Championship gold medal (2015)
- U18 National Team Head Coach – FIBA U18 Americas Championship gold medal (2014)
- Pan Am Games Head Coach – Gold medal (2007)

Playing Highlights

U.S. Professional – 11 seasons

- Five-time WNBA All-Star (2001, 2002, 2003, 2005, 2006)
- Two-time ABL All-Star (1997, 1998)
- WNBA All-Decade Team

USA Basketball

- Olympic gold medalist (1996, 2000, 2004)
- Flag bearer for U.S. in Olympic Games Opening Ceremony (2004)
- Two-time USA Basketball Female Athlete of the Year (1994, 2004)

College – Virginia (1989-92)

- Kodak All-America (1990, 1991, 1992)
- Honda-Broderick Cup Award for Collegiate Female Athlete of the Year (1991)
- Two-time ACC Player of the Year (1991, 1992)
- NCAA Tournament MOP (1991)

Other Notables

- Naismith Memorial Basketball Hall of Fame, Class of 2013
- Order of the Palmetto Recipient (2013)
- Women's Basketball Hall of Fame, Class of 2012



DONIYAH CLINEY

6-0 • R-Fr. • G • Newark, N.J. • Shabazz



2015-16

- Was having great preseason before surgery on her right hand in early November

Prior to South Carolina

- Received an initial eligibility waiver from the NCAA, allowing her to enroll in school but not compete in 2014-15
- After focusing on academics in the fall, began practicing with the team in the spring
- Ranked 13th in the nation among 2014 guards by *ProspectNation.com*
- Scored over 1,000 points in her career
- Named honorable mention all-state
- Averaged 13.4 points, 3.3 assists and 5.2 rebounds, shooting 48 percent from the field, including 39 percent from 3-point range as a senior (2013-14)
- Helped team to state titles her junior (2012-13) and senior (2013-14) seasons
- Played four seasons for Coach Vanessa Watson's Bulldogs

Miscellaneous

	Season	Career
Double-Double	0	0
20+ Points	0	0
10+ Points	0	0
10+ Rebounds	0	0
5+ Blocks	0	0
Tim-High Points	0	0
Tim-High Rebs.	0	0

Career Highs

Pts	
Rebs.....	
Blks	
Stls	
Assts	
Min.....	
FG	
FT.....	



ALAINA COATES

6-4 • Jr. • C • Irmo, S.C. • Dutch Fork



Career Highlights

Wooden Award Watch List (2015-16)	2015 Naismith Trophy Top 50 Watch List
Preseason All-SEC First Team (Coaches, Media)	2014 SEC Co-6th Player of the Year (Coaches)
2015 SEC All-Defensive Team	2014 SEC Freshman of the Year (Coaches, AP)
All-SEC 2nd Team (Coaches - 2014, 2015; AP - 2015)	2014 Freshman All-America First Team (Full Court)
2015 NCAA Greensboro Region MOP	2014 SEC All-Freshman Team
2015 SEC All-Tournament Team	5-time SEC Freshman of the Week (2013-14)

2015-16

- Enjoying early-season accolades, including a spot on the Wooden Award Watch List, preseason All-SEC First Team honors from the league's coaches and media and being ranked No. 12 player in the nation by espnW
- Ranks 25th in the nation and leads the SEC in field goal percentage (.696)
- Averages 13.0 points to rank 21st in the SEC and 8.7 rebounds for 10th-best in the league
- Has scored in double figures in all three game and been the team's top rebounder once
- Dominated the glass late against #6/10 Ohio State (Nov. 13), especially in 10-2 run over final 2:35 that decided the game

2014-15 Highlights

- Named All-SEC Second Team for second-straight season and All-Defensive Team
- Second in the SEC in double-doubles (12), fourth in rebounding average (7.9) and 20th in scoring average (11.1) ... among top 10 in blocks (4th, 1.5/gm), offensive rebs 10th, 2.8/gm) and FT %age (10th, .696)
- Scored in double figures 24 times and posted double-digit rebounds 14 times
- Was the team's top scorer five times – Southern Cal, at Alabama, vs. LSU, Syracuse (NCAA), vs. North Carolina (NCAA)
- Led team in rebounds 16 times – Southern Cal, Clemson, Wisconsin, Charlotte, at Duke, Savannah State, at Hampton, Auburn, at Florida, Texas A&M, Alabama, at Ole Miss, at Arkansas, Mississippi St., vs. Tennessee, vs. North Carolina (NCAA)
- Was the team's second-leading scorer in NCAA Tournament action, posting 14.0 points per game on a team-high 68.4 percent shooting
- Named NCAA Greensboro Region Most Outstanding Player after averaging 16.0 points on 62.5 percent shooting

Miscellaneous

	Season	Career
Double-Double	1	23
20+ Points	0	8
10+ Points	3	50
10+ Rebounds	1	26
5+ Blocks	0	3
Tim-High Points	0	12
Tim-High Rebs.	1	35

Career Highs

Pts	24, 2x, last vs. Ole Miss, 1/30/14
Rebs	17 vs. Kentucky, 1/9/14
Blks	5, 3x, last vs. Alabama, 1/29/15
Stls	3, 3x, last vs. UNCG, 11/15/15
Assts	3, 3x, last vs. Savannah St., 3/20/15
Min	30 vs. Southern Cal, 11/15/14
FG	11 vs. Vanderbilt, 1/5/14
FT	11 at San Diego St., 11/23/13

2015-16 Highs

Pts	17 vs. Ohio State, 11/13
Rebs	13 vs. Ohio State, 11/13
Blks	3 vs. Ohio State, 11/13
Stls	3 vs. UNCG, 11/15
Assts	1 at Clemson, 11/18
Min	28 vs. Ohio State, 11/13
FG	6, 2x, last vs. UNCG, 11/15
FT	5 vs. Ohio State, 11/13

Career Stats at South Carolina

Year	GP	GS	Min	Avg	FG	FGA	Pct	3FG	FGA	Pct	FT	FTA	Pct	Off	Def	Tot	Avg	PF	FO	A	TO	Blk	Stl	Pts	Avg
2013-14	34	1	668	19.6	148	242	.612	0	0	—	121	185	.654	82	203	285	8.4	83	1	11	57	73	17	417	12.3
2014-15	36	5	760	21.1	141	251	.562	0	0	—	117	168	.696	99	186	285	7.9	62	0	28	50	53	19	399	11.1
2015-16	3	2	63	21.0	16	23	.696	0	0	—	7	17	.412	11	15	26	8.7	6	0	1	5	5	5	39	13.0
Career	73	8	1491	20.4	305	516	.591	0	0	—	245	370	.662	192	404	596	8.2	151	1	40	112	131	41	855	11.7



SHAY COLLEY

5-8 • Fr. • G • Brampton, Ontario • SECS



Career Highlights

- 2014 FIBA Americas U18 Championship (Canada), silver medal
- 2010 FIBA U17 World Championship (Canada), bronze medal

2015-16

- Has played in all three games this season
- Good contributions to win at Clemson (Nov. 18), adding three free throws to third-quarter surge that sealed the game
- Was solid in extended minutes against UNCG (Nov. 15)
- Made her career debut against #6/10 Ohio State (Nov. 13)

Prior to South Carolina

- Spent four seasons with the Canadian National Team, competing at various levels from the national team to the U17 World Championship team
- Helped the junior national team to a second-place finish at the 2014 FIBA U18 Americas Championship, during which she averaged a team-high 12.8 points, adding 3.0 assists and 1.2 steals per game, highlighted by a 21-point, four-assists performance against the U.S. in group play
- Participated in the 2013 FIBA U19 World Championships and the 2010 FIBA U17 World Championships, at which Canada claimed bronze as she led the team in assists
- Played five seasons at St. Edmund Campion Secondary School, leading the team to a pair of regional championships (2010, 2011) a silver medal in the 2012 Ontario Federation of School Athletic Associations (OFSAA) championship and a gold at the 2014 OFSAA championship

Miscellaneous

	Season	Career
20+ Points	0	0
10+ Points	0	0
5+ Assists	0	0
Tm-High Points	0	0
Tm-High Assists	0	0

Career Highs

Pts	7 vs. UNCG, 11/15/15
Rebs	3 at Clemson, 11/18/15
Blks	
Stls	1, 2x, last at Clemson, 11/18/15
Assts	2 at Clemson, 11/18/15
Min	16 at Clemson, 11/18/15
FG	3 vs. UNCG, 11/15/15
FT	5 at Clemson, 11/18/15

Career Stats at South Carolina

Year	GP	GS	Min	Avg	FG	FGA	Pct	3FG	FGA	Pct	FT	FTA	Pct	Off	Def	Tot	Avg	PF	FO	A	TO	Blk	Stl	Pts	Avg
2015-16	3	0	38	12.7	3	8	.375	1	2	.500	5	6	.833	3	2	5	1.7	5	0	3	3	0	2	12	4.0



BIANCA CUEVAS

5-6 • So. • G • Bronx, N.Y. • Nazareth Regional



Career Highlights

McDonald's All-America (2013-14)
New York Class AA co-Player of the Year (2013-14)

2015-16

- Has been efficient at the free throw line, hitting 75.0 percent to rank 13th in the SEC
- Gave UNCG (Nov. 15) trouble with her speed en route to 11 points, including 6-of-8 from the free throw line

2014-15 Highlights

- Scored in double figures eight times, including one 20-point game
- Was the team's top scorer twice - at Ole Miss, at Georgia
- Led team in assists eight times - San Diego State, vs. Central Michigan, at Florida, Alabama, Vanderbilt, vs. Arkansas, Savannah St., Notre Dame
- Averaged 7.0 points on 41.4 percent shooting in NCAA Tournament play
- Tied school record for games played in a season (37, 2014-15)

Miscellaneous

	Season	Career
20+ Points	0	1
10+ Points	1	9
5+ Assists	0	5
Tm-High Points	0	2
Tm-High Assists	0	8

Career Highs

Pts	21 at Ole Miss, 2/1/15
Rebs	4, 3x, last at Georgia, 2/5/15
Blks	2 vs. NC Central, 12/1/14
Stls	4, 2x, last vs. Savannah State, 12/14/14
Assts	5, 5x, last vs. Savannah State, 3/20/15
Min	30 vs. Southern Cal, 11/15/14
FG	7 at Georgia, 2/5/15
3FG	2, 4x, last at Georgia, 2/5/15
FT	9 at Ole Miss, 2/1/15

2015-16 Highs

Pts	11 vs. UNCG, 11/15
Rebs	2 vs. UNCG, 11/15
Blks	
Stls	2, 2x, last at Clemson, 11/18
Assts	2 at Clemson 11/18
Min	19 vs. UNCG, 11/15
FG	2, 2x, last at Clemson, 11/18
3FG	1 vs. UNCG, 11/15
FT	6 vs. UNCG, 11/15

Career Stats at South Carolina

Year	GP	GS	Min	Avg	FG	FGA	Pct	3FG	FGA	Pct	FT	FTA	Pct	Off	Def	Tot	Avg	PF	FO	A	TO	Blk	Stl	Pts	Avg
2014-15	37	0	536	14.5	74	200	.370	16	72	.222	45	58	.776	13	35	48	1.3	44	1	64	60	5	42	209	5.6
2015-16	3	0	44	14.7	5	16	.313	1	7	.143	9	12	.750	0	3	3	1.0	4	0	4	4	0	4	20	6.7
Career	40	0	580	14.5	79	216	.366	17	79	.215	54	70	.771	13	38	51	1.3	48	1	68	64	5	46	229	5.7



ASIA DOZIER

6-0 • Sr. • G/F • Columbia, S.C. • Spring Valley



Career Highlights

Three-time SEC Academic Honor Roll

2015-16

- Selected team captain
- Has played in every game
- Started the second half at Clemson (Nov. 18) and hit back-to-back 3s as part of 19-5 run that broke open the game
- Tied career high with six assists against UNCG (Nov. 15)
- Started the second half against #6/10 Ohio State (Nov. 13), providing calming influence after Gamecocks trailed at the break

2014-15 Highlights

- Team captain
- Played in every game, joining the starting lineup against Charlotte (Dec. 4)
- Led the team in assists three times – vs. Wisconsin, vs. Liberty, Auburn
- Paced team in scoring one time – at Duke
- Scored in double figures four times
- Posted 5.2 points per game on 61.5 percent shooting, including 6-of-10 from 3-point range, and handed out 2.8 assists per game in NCAA Tournament play

Miscellaneous

	Season	Career
10+ Points	0	13
10+ Rebounds	0	1
5+ Assists	1	9
Tm-High Points	0	2
Tm-High Rebs.	0	13
Tm-High Assists	1	14

Career Highs

Pts	16, 2x, at San Diego State, 11/23/13
Rebs	10 vs. Elon, 11/9/12
Blks	3 at Kentucky, 3/1/15
Stls	2, 8x, last vs. LSU, 3/7/15
Assts	6, 3x, last vs. UNCG, 11/15/14
Min	40 at Arkansas, 1/2/14
FG	6, 2x, last at Alabama, 1/8/15
3FG	4, 2x, last vs. Syracuse, 3/22/15
FT	4, 3x, last vs. Florida State, 3/29/15

2015-16 Highs

Pts	8 at Clemson, 11/18
Rebs	2 vs. UNCG, 11/15
Blks	
Stls	
Assts	6 vs. UNCG, 11/15
Min	26 vs. UNCG, 11/15
FG	3 at Clemson, 11/18
3FG	2 at Clemson, 11/18
FT	2 vs. Ohio State, 11/13

Career Stats at South Carolina

Year	GP	GS	Min	Avg	FG	FGA	Pct	3FG	FGA	Pct	FT	FTA	Pct	Off	Def	Tot	Avg	PF	FO	A	TO	Blk	Stl	Pts	Avg
2012-13	31	0	398	12.8	28	134	.209	16	91	.176	11	24	.458	19	42	61	2.0	35	1	25	20	4	8	83	2.7
2013-14	34	32	911	26.8	72	211	.341	33	103	.320	28	44	.636	18	77	95	2.8	63	0	92	68	7	21	205	6.0
2014-15	37	30	615	16.6	55	133	.414	29	87	.333	10	13	.769	2	36	38	1.0	27	0	67	33	7	20	149	4.0
2015-16	3	0	59	19.7	5	15	.333	3	11	.273	2	2	1.000	0	3	3	1.0	2	0	7	3	0	0	15	5.0
Career	105	62	1983	18.9	160	493	.325	81	292	.277	51	83	.614	39	158	197	1.9	127	1	191	124	18	49	452	4.3



KAYDRA DUCKETT

5-8 • So. • G • Columbia, S.C. • Dreher



Career Highlights

2014 S.C. Basketball Coaches Association 3A Player of the Year
2014 WBCA Honorable Mention (HS) All-America

2015-16

- Has played in two games this season, seeing early action against #6/10 Ohio State (Nov. 13)

2014-15 Highlights

- Played in 20 games, including 10 SEC outings and two NCAA Tournament games
- Made her SEC debut at LSU (Jan. 4)

Career Highs

Pts2, 2x, last vs. Savannah State, 12/14/14
Rebs.....4 vs. Savannah State, 12/14/14
Blks 1, 3x, last vs. UNCG, 11/15/15
Stls..... 1, 5x, last vs. UNCG, 11/15/15
Assts 1, 3x, last vs. Syracuse, 3/22/15
Min..... 10 vs. UNCG, 11/15/15
FG 1 vs. NC Central, 12/1/14
FT.....2 vs. Savannah State, 12/14/14

2015-16 Highs

Pts 1 vs. UNCG, 11/15
Rebs..... 1 vs. UNCG, 11/15
Blks 1 vs. UNCG, 11/15
Stls..... 1 vs. UNCG, 11/15
Assts
Min..... 10 vs. UNCG, 11/15
FG
FT.....

Career Stats at South Carolina

Year	GP	GS	Min	Avg	FG	FGA	Pct	3FG	FGA	Pct	FT	FTA	Pct	Off	Def	Tot	Avg	PF	FO	A	TO	Blk	Stl	Pts	Avg
2014-15	20	0	52	2.6	1	13	.077	0	1	.000	2	4	.500	4	7	11	0.6	4	0	3	1	2	4	4	0.2
2015-16	2	0	13	6.5	0	1	.000	0	0	—	0	0	—	0	1	1	0.5	2	0	0	1	1	1	0	0.0
Career	22	0	65	3.0	1	14	.071	0	1	.000	2	4	.500	4	8	12	0.6	6	0	3	2	3	5	4	0.2



#44 INDIA FARMER

6-0 • Jr. • F • N. Myrtle Beach, S.C. • North Myrtle Beach



Career Highlights

Two-time SEC Academic Honor Roll

2015-16

- Recorded a pair of blocked shots against UNCG (Nov. 15)

2014-15 Highlights

- Played in 16 games this season, including five SEC contests
- Added a pair of free throws to win at Florida (Jan. 19)
- Scored first point of the season with a free throw vs. San Diego State (Nov. 23)
- Made season debut vs. Clemson (Nov. 20)

Career Highs

Pts3, 2x, last vs. Alabama, 1/19/14
Rebs..... 3 vs. NC Central, 12/2/13
Blks 2 vs. UNCG, 11/15/15
Stls..... 1 at Florida, 1/19/15
Min..... 11 vs. NC Central, 12/2/13
FG1, 2x, last vs. Alabama, 1/19/14
FT..... 2 at Florida, 1/19/15

2015-16 Highs

Pts
Rebs..... 1 vs. UNCG, 11/15
Blks 2 vs. UNCG, 11/15
Stls
Assts
Min..... 5 vs. UNCG, 11/15
FG
FT.....

Career Stats at South Carolina

Year	GP	GS	Min	Avg	FG	FGA	Pct	3FG	FGA	Pct	FT	FTA	Pct	Off	Def	Tot	Avg	PF	FO	A	TO	Blk	Stl	Pts	Avg
2013-14	18	0	48	2.7	2	7	.286	2	4	.500	0	0	—	2	4	6	0.3	4	0	0	1	1	0	6	0.3
2014-15	16	0	37	2.3	0	4	.000	0	2	.000	4	6	.667	5	3	8	0.5	1	0	0	1	0	1	4	0.3
2015-16	1	0	5	5.0	0	1	.000	0	1	.000	0	0	—	0	1	1	1.0	0	0	0	0	2	0	0	0.0
Career	35	0	90	2.6	2	12	.167	2	7	.286	4	6	.667	7	8	15	0.4	5	0	0	2	3	1	10	0.3



#24

SARAH IMOVBIOH

6-2 • Sr. • F • Abuja, Nigeria • Virginia



Career Highlights

2011 Parade All-America (HS)

2015-16

- Has played in every game this season and led the team in rebounds twice
- Ranks eighth in SEC in rebounding (9.0) and seventh in offensive boards with 4.0 per game
- Started the second half at Clemson (Nov. 18), providing great energy on the glass and adding four points to the game-changing 19-5 third-quarter surge
- Posted first double-double of Gamecock career with 14 points and team-high 11 rebounds against UNCG (Nov. 15)
- Had great fourth quarter against #6/10 Ohio State, scoring the six of the first eight points in the period, including to putbacks, to hold off the charging Buckeyes

Prior to South Carolina

- Played three seasons at Virginia (2013-15), ranking among the ACC's top 15 in rebounding and top 10 in field goal percentage each season
- Closed out her Cavalier experience ranking 19th in the nation with an ACC-best 10.8 rebounds per game (2014-15) while shooting 58.4 percent from the field to rank third in the league
- Was among the ACC's top 25 scorers as a junior (2014-15), netting 12.6 points per game to average a double-double for the season
- Posted 13 double-doubles in 2014-15 to finish her career with 27 to rank ninth in program history
- Became the 30th member of the Cavalier's 1,000-point club and is ninth all-time in career rebounding (793)
- Ranked eighth in the ACC in field goal percentage as a sophomore (2013-14), hitting 54.5 percent from the field, after leading the league with a .591 percentage as a freshman
- Ranked the No. 15 post player in the 2011 class by ESPN Hoopgurlz
- Named a 2011 *Parade* All-American after averaging 29.0 points and 22.6 rebounds her senior season
- Led St. Anne's-Belfield to the VIS Division II state championship game

Miscellaneous

	Season	Career
Double-Double	1	1
20+ Points	0	0
10+ Points	1	1
10+ Rebounds	2	2
5+ Blocks	0	0
Tim-High Points	0	0
Tim-High Rebs.	2	2

Career Highs

Pts	14 vs. UNCG, 11/15/15
Rebs	11 vs. UNCG, 11/15/15
Blks	
Stls	2, 2x, last at Clemson, 11/18/15
Assts	
Min	21 vs. UNCG, 11/15/15
FG	5 vs. UNCG, 11/15/15
FT	4 vs. UNCG, 11/15/15

Career Stats at South Carolina

Year	GP	GS	Min	Avg	FG	FGA	Pct	3FG	FGA	Pct	FT	FTA	Pct	Off	Def	Tot	Avg	PF	FO	A	TO	Blk	Stl	Pts	Avg
2015-16	3	1	56	18.7	12	16	.750	0	0	—	7	16	.438	12	15	27	9.0	7	0	0	1	0	4	31	10.3

#25

TIFFANY MITCHELL

5-9 • Sr. • G • Charlotte, N.C. • Providence Day



Career Highlights

Wooden Award Watch List (2015-16)	2015 Capital One Academic All-District 4
Preseason All-America (AP, Lindy's, Athlon, SI, ESPN)	2015 NCAA Greensboro Region All-Tournament Team
Preseason SEC Player of the Year (Coaches, Media)	No. 4 Player in the Nation, espnW (2014-15)
Preseason All-SEC First Team (Coaches, Media)	2015 Preseason All-America (AP, SI, ESPN)
Two-time SEC Player of the Year (Coaches – 2014, 2015; AP - 2015)	2015 FIBA 3x3 World Championships Gold Medal (USA)
Two-time All-SEC First Team (Coaches – 2014, 2015; AP – 2014, 2015)	2014 WBCA All-America
2015 All-America First Team (ESPN, AP, USBWA)	2014 All-America Third Team (AP, Full Court)
2015 Dawn Staley Award Finalist	2014 Wooden Award Final Ballot, Wade Trophy Watch List, Dawn Staley Award Watch List
2015 Naismith Finalist	2014 WBCA All-Region 3
2015 Wooden Award All-America Team/Finalist	2014 SEC All-Defensive Team
2015 Wade Watch List	2013 SEC All-Freshman Team

2015-16

- Selected team captain for second-straight season
- Preseason accolades include a spot on the Wooden Award Watch List, consensus preseason All-America and All-SEC Player of the Year honors and being ranked No. 4 player in the nation by espnW
- Ranks among the SEC's top 15 in scoring (14.3 ppg, 14th), 3-point field goal percentage (.444, 6th) and 3s made per game (2.7, 3rd) and steals (3.3, 5th)
- Looked sharp in win at Clemson (Nov. 18), shooting 50.0 percent from the field with a team-high 18 points, including four 3-pointers, and swiped four steals for second time in three games
- Scored 10 points in the first half against #6/10 Ohio State (Nov. 13)

2014-15 Highlights

- Became program's first to be named finalist for all three national player of the year awards – Naismith Trophy, Wooden Award, Wade Trophy
- Named First-Team All-America by ESPN, AP and USBWA in addition to WBCA All-America honors, becoming Gamecocks' first back-to-back All-American since Marsha Williams in 1992 and 1993
- Won The Dawn Staley Award as best guard in the nation
- First woman in the SEC to earn consecutive outright league Player of the Year honors since 2005 and 2006
- With teammate Aleighsa Welch, first Gamecocks to make multiple appearances on All-SEC First Team since Jocelyn Penn in 2002 and 2003
- Became 19th Gamecock to post 1,000 career points with 200 career assists, ranking seventh in scoring among them
- Sixth in SEC in scoring (14.4), second in field goal percentage (.500), third in free throw percentage (.838), 10th in assists (2.9) and 11th in steals (1.8) – only full-season SEC player to rank among the league's top 15 in scoring, assists and steals
- Field goal and free throw percentages ranked among top 50 in the nation, 50th and 46th, respectively
- Averaged 14.2 points and 4.2 assists in NCAA Tournament play
- Scored in double figures a team-high 30 times, including five games of 20 or more points
- Was team's top scorer a team-high 17 times and led team in assists 12 times
- Tied school record for games played in a season (37, 2014-15)
- Career record book standings – 8th in free throws made (323), 16th in points (1,364)
- Holds single-season records for 3-point field goal percentage (.541 in 2013-14), free throws made (157 in 2013-14), games started and games played (37 in 2014-15)
- Holds single-game record for 3-point field goal percentage, hitting 6-of-6 (1.000) against San Diego State on Nov. 23, 2014

Miscellaneous

	Season	Career
Double-Double	0	4
20+ Points	0	13
10+ Points	3	78
10+ Rebounds	0	7
5+ Assists	1	12
5+ Steals	0	8
Tm-High Points	1	38
Tm-High Rebs.	0	10
Tm-High Assists	1	30

Career Highs

Pts25 vs. Georgia, 2/27/14
Rebs11, 5x, last at Arkansas, 1/2/14
Blks3 at Arkansas, 2/19/15
Stls7 vs. NC Central, 12/2/14
Assts9 at San Diego State, 11/23/13
Min40, 2x, last vs. Florida State, 3/29/15
FG8, 6x, last vs. Florida State, 3/29/15
3FG6, 2x, last at Hampton, 12/17/14
FT13 vs. CSU Northridge, 3/23/14

2015-16 Highs

Pts18 at Clemson, 11/18
Rebs5 at Clemson, 11/18
Blks1 vs. Ohio State, 11/13
Stls4, 2x, last at Clemson, 11/18
Assts5 vs. UNCG, 11/15
Min32 vs. Ohio State, 11/13
FG6, 2x, last at Clemson, 11/18
3FG4 at Clemson, 11/18
FT2, 2x, last at Clemson, 11/18

Career Stats at South Carolina

Year	GP	GS	Min	Avg	FG	FGA	Pct	3FG	FGA	Pct	FT	FTA	Pct	Off	Def	Tot	Avg	PF	FO	A	TO	Blk	Stl	Pts	Avg
2012-13	33	30	927	28.1	107	282	.379	22	60	.367	68	111	.613	60	109	169	5.1	64	1	43	82	4	44	304	9.2
2013-14	34	34	1066	31.4	165	335	.493	40	74	.541	157	198	.793	41	149	190	5.6	63	0	118	97	8	62	527	15.5
2014-15	37	37	1106	29.9	189	378	.500	57	137	.416	98	117	.838	28	87	115	3.1	64	1	106	82	11	65	533	14.4
2015-16	3	3	80	26.7	15	35	.429	8	18	.444	5	8	.625	4	6	10	3.3	7	0	8	10	1	10	43	14.3
Career	107	104	3179	29.7	476	1030	.462	127	289	.439	328	434	.756	133	351	484	4.5	198	2	275	271	24	181	1407	13.1



#23

TINA ROY

5-11 • Sr. • G • Kaplan, La. • Kaplan



Career Highlights

Two-time SEC Academic Honor Roll

2015-16

- Selected team captain
- Has started every game this season, the first regular starting position of her career
- Has committed just one turnover in 64 minutes of play while handing out 10 assists
- Hit a clutch 3 in the third quarter against #6/10 Ohio State (Nov. 13), tying the game as part of an 8-2 run to close the period

2014-15 Highlights

- Played in all but one game
- Scored in double figures five times
- Led the team in assists eight times – Southern Cal, Syracuse, Savannah State, Central Michigan, at LSU, vs. Arkansas, vs. LSU (SEC Tourn), vs. Tennessee (SEC Tourn)
- Brought a steady hand to the offense in the NCAA Sweet 16 game against #15/12 North Carolina (Mar. 27), running the team from the point guard position and hitting four 3s, including one that stopped a 7-0 run to shift momentum back to the Gamecocks
- Averaged 6.3 points and team-high 3.7 assists in SEC Tournament (3 games)
- Powered Gamecocks into SEC Tournament final with season-high 15 points against LSU (Mar. 7) in the semifinals, hitting 4-of-5 3-pointers in the second period to turn four-point halftime deficit into 20-point victory

Miscellaneous

	Season	Career
10+ Points	0	12
5+ Assists	0	5
Tm-High Points	0	2
Tm-High Assists	0	11

Career Highs

Pts	15, 2x, last vs. LSU, 3/7/15
Rebs	8 at Mississippi State, 2/6/14
Blks	2 at Mississippi State, 2/6/14
Stls	3 vs. Southern Cal, 11/15/14
Assts	10 vs. Savannah State, 12/14/14
Min	31 vs. Vanderbilt, 1/5/14
FG	5, 4x, last vs. LSU, 3/7/15
3FG	5, 2x, last vs. LSU, 3/7/15
FT	4 at Southern Cal, 11/25/13

2015-16 Highs

Pts	9 vs. UNCG, 11/15
Rebs	1, 2x, last at Clemson, 11/18
Blks	1 at Clemson, 11/18
Stls	1 at Clemson, 11/18
Assts	6 vs. UNCG, 11/15
Min	23 vs. Ohio State, 11/13
FG	3 vs. UNCG, 11/15
3FG	3 vs. UNCG, 11/15
FT	

Career Stats at South Carolina

Year	GP	GS	Min	Avg	FG	FGA	Pct	3FG	FGA	Pct	FT	FTA	Pct	Off	Def	Tot	Avg	PF	FO	A	TO	Blk	Stl	Pts	Avg
2011-12	34	0	383	11.3	53	181	.293	32	127	.252	10	22	.455	20	29	49	1.4	20	0	10	15	1	9	148	4.4
2012-13	— Did Not Play —																								
2013-14	34	1	553	16.3	44	146	.301	20	86	.233	14	23	.609	13	56	69	2.0	19	0	48	23	9	6	122	3.6
2014-15	36	0	568	15.8	59	152	.388	46	119	.387	2	5	.400	8	59	67	1.9	19	0	78	34	5	7	166	4.6
2015-16	3	3	64	21.3	5	20	.250	5	20	.250	0	0	—	0	2	2	0.7	3	0	8	1	0	1	15	5.0
Career	107	4	1568	14.7	161	499	.323	103	352	.293	26	50	.520	41	146	187	1.7	61	0	144	73	15	23	451	4.2



KHADIJAH SESSIONS

5-8 • Sr. • G • Myrtle Beach, S.C. • Myrtle Beach



Career Highlights

Three-time SEC Academic Honor Roll | 2012 SCBA Class 4A Player of the Year
 2012 Parade All-America (HS)

2015-16

- Selected team captain
- Has started every games this season at point guard
- Ranks among the SEC's top 11 in assists (4.0 apg, 10th), steals (2.3 spg, 11th) and assist-to-turnover ratio (3.0, 3rd)
- Handed out five assists at Clemson (Nov. 18)
- Swiped four steals against #6/10 Ohio State (Nov. 13) and applied pressure to the Buckeyes' defense early with strong drives to the basket

2014-15 Highlights

- Played in every game, starting all but the season opener
- Ranked 11th in the SEC in assists (2.8) and 10th in steals (1.8)
- Led the team in assists 11 times – NC Central, Charlotte, at Hampton, Auburn, at Alabama, at Missouri, at Ole Miss, at Arkansas, Tennessee, Mississippi State, vs. Tennessee
- Tied school record for games played in a season (37, 2014-15)

Miscellaneous

	Season	Career
10+ Points	1	21
5+ Assists	2	11
Tm-High Points	0	3
Tm-High Assists	3	25

Career Highs

Pts	19 vs. Auburn, 2/3/13
Rebs	6 vs. Clemson, 11/20/14
Blks	1, 8x, last vs. Vanderbilt, 2/15/15
Stls	4, 11x, last vs. Ohio State, 11/13/15
Assts	8 vs. NC Central, 12/1/14
Min37 at Southern Cal, 11/25/13
FG6, 2x, last vs. Seton Hall, 11/17/13
3FG3, 4x, last vs. LSU, 3/7/15
FT	8 vs. Auburn, 2/3/13

2015-16 Highs

Pts	12 vs. Ohio State, 11/13
Rebs	3 vs. Ohio State, 11/13
Blks	
Stls	4 vs. Ohio State, 11/13
Assts	5 at Clemson, 11/18
Min36 vs. Ohio State, 11/13
FG3 vs. Ohio State, 11/13
3FG	
FT	6 vs. Ohio State, 11/13

Career Stats at South Carolina

Year	GP	GS	Min	Avg	FG	FGA	Pct	3FG	FGA	Pct	FT	FTA	Pct	Off	Def	Tot	Avg	PF	FO	A	TO	Blk	Stl	Pts	Avg
2012-13	33	3	570	17.3	53	151	.351	13	54	.241	72	109	.661	22	24	46	1.4	43	0	36	49	3	21	191	5.8
2013-14	29	26	761	26.2	58	159	.365	18	59	.305	74	109	.679	9	38	47	1.6	60	0	77	45	1	28	208	7.2
2014-15	37	36	814	22.0	59	147	.401	20	64	.313	27	51	.529	26	63	89	2.4	63	0	105	49	4	68	165	4.5
2015-16	3	3	73	24.3	4	11	.364	0	1	.000	6	8	.750	0	6	6	2.0	8	0	12	4	0	7	14	4.7
Career	102	68	2218	21.7	174	468	.372	51	178	.287	179	277	.646	57	131	188	1.8	174	0	230	147	8	124	578	5.7



#40 JATARIE WHITE

6-4 • So. • F • Charlotte, N.C. • Providence Day



Career Highlights

2014 McDonald's All-America | 2x *Charlotte Observer* Player of the Year (2013, 2014)
 2014 WBCA All-America | 2x North Carolina Miss Basketball (2013, 2014)

2015-16

- Ranks among the most improved Gamecocks from last season
- Started the second half at Clemson (Nov. 18) and was key part of 19-5 third-quarter run that broke open the game ... tied for team-high honors with six rebounds
- Great contributions against #6/10 Ohio State (Nov. 13), beyond the four points, three rebounds and two assists in the box score

2014-15 Highlights

- Played in 20 games, missing nine (Dec. 4 - Jan. 8) with a foot injury and three due to illness (Jan. 26-Feb. 1)
- Scored in double figures two times

Miscellaneous

	Season	Career
Double-Double	0	0
10+ Points	0	2
10+ Rebounds	0	0
5+ Blocks	0	0
Tm-High Points	0	0
Tm-High Rebs.	1	1

Career Highs

Pts	11 vs. Clemson, 11/20/14
Rebs	7 at Georgia, 2/5/15
Blks	2 at Georgia, 2/5/15
Stls	2 vs. Syracuse, 3/22/15
Assts	2, 4x, last at Clemson, 11/18/15
Min	22 vs. San Diego St., 11/23/14
FG	5 vs. Clemson, 11/20/14
FT	2, 4x, last vs. Ohio State, 11/13/15

2015-16 Highs

Pts	5 vs. UNCG, 11/15
Rebs	6 at Clemson, 11/18
Blks	1, 2x, last at Clemson, 11/18
Stls	
Assts	2, 2x, last at Clemson, 11/18
Min	18 at Clemson, 11/18
FG	2 vs. UNCG, 11/15
FT	2 vs. Ohio State, 11/15

Career Stats at South Carolina

Year	GP	GS	Min	Avg	FG	FGA	Pct	3FG	FGA	Pct	FT	FTA	Pct	Off	Def	Tot	Avg	PF	FO	A	TO	Blk	Stl	Pts	Avg
2014-15	20	0	184	9.2	20	49	.408	0	0	—	9	14	.643	16	28	44	2.2	20	0	7	14	5	7	49	2.5
2015-16	3	0	46	15.3	4	11	.364	0	0	—	4	7	.571	5	7	12	4.0	3	0	5	0	2	0	12	4.0
Career	23	0	230	10.0	24	60	.400	0	0	—	13	21	.619	21	35	56	2.4	20	0	12	14	7	7	61	2.7



#22

A'JA WILSON

6-5 • So. • F • Hopkins, S.C. • Heathwood Hall



Career Highlights

Wooden Award Watch List (2015-16)	2015 All-SEC First Team (Coaches, AP)
Preseason All-America Second Team (Lindy's, SI, ESPN)	2015 SEC All-Freshman Team
Preseason All-America Honorable Mention (AP)	USBWA National Freshman of the Week (Dec. 1-7)
Preseason All-SEC First Team (Media, Coaches)	Five-time SEC Freshman of the Week
2015 All-America Third Team (AP)	2014 National High School Player of the Year
2015 All-America Honorable Mention (WBCA)	(WBCA, Naismith, Parade)
2015 WBCA All-Region 3	2014 McDonald's and Parade (HS) All-America
2015 SEC Freshman of the Year (Coaches, AP)	Three-time SCISA Player of the Year

Miscellaneous

	Season	Career
Double-Double	2	7
20+ Points	1	6
10+ Points	2	31
10+ Rebounds	2	7
5+ Blocks	1	2
Tim-High Points	2	17
Tim-High Rebs.	1	10

2015-16

- Preseason accolades include a spot on the Wooden Award Watch List, preseason All-America and All-SEC First Team honors from both the league's coaches and media and being ranked No. 8 player in the nation by espnW
- Averaging a double-double and leads the team in both scoring 15.3 ppg and rebounding 9.7 rpg
- Ranks among the SEC's top 10 in scoring (15.3 ppg, 9th), rebounding (9.7 rpg, 6th), blocks (3.7, 2nd) and offensive rebounds (4.0 Orpg, 7th), coming in 14th in field goal percentage (.476)
- Is 16th in the nation in blocked shots per game (3.7)
- Earned SEC Player of the Week honors (Nov. 13-16) after leading Gamecocks to wins over #6/10 Ohio State and UNCG
- Tied her career high with six blocks against UNCG (Nov. 15), while posting her second double-double in as many games (19 pts/10 rebs)
- Scored 12 of her team-high 20 points against #6/10 Ohio State (Nov. 13) in the fourth quarter, including six of the team's 10 points in the final 2:35 to deliver the victory

2014-15 Highlights

- Earned Third-Team All-America honors from the Associated Press, the first Gamecock freshman to capture the honor
- Named SEC Freshman of the Year (Coaches, AP) and a First-Team All-SEC selection by the league's coaches
- Played in every game with one start (Southern Cal)
- Ranked 12th in the league in points (13.1) and rebounds (6.6) – only freshman among league's top 20 in both categories – coming in second in blocks (1.8)
- Recorded five double-doubles
- Scored in double figures 29 times with five 20-point games
- Led the team in scoring 15 times – Clemson, vs. Wisconsin, NCCU, Charlotte, Savannah State, vs. Liberty, Auburn, at LSU, Texas A&M, Alabama, LSU, Vanderbilt, at Kentucky, Savannah State (NCAA), vs. Notre Dame (NCAA)
- Was the team's top rebounder nine times – San Diego State, vs. Syracuse, NCCU, vs. Liberty, at LSU, at Alabama, Mississippi State, at Kentucky, Savannah State (NCAA)
- Averaged 3.0 blocks in the SEC Tournament (3 games), including four against Arkansas (Mar. 6) in quarterfinals

Career Highs

Pts	26 vs. LSU, 2/12/15
Rebs	19 at Kentucky, 3/1/15
Blks	6, 2x, last vs. UNCG, 11/15/15
Stls	3, 4x, last vs. C. Michigan, 12/20/14
Assts	3, 4x, last vs. Savannah St., 3/20/15
Min	33 at Kentucky, 3/1/15
FG	9 vs. UNCG, 11/15/15
FT	11 vs. LSU, 2/12/15

2015-16 Highs

Pts	20 vs. Ohio State, 11/13
Rebs	14 vs. Ohio State, 11/13
Blks	6 vs. UNCG, 11/15
Stls	2 vs. UNCG, 11/15
Assts	1 vs. UNCG, 11/15
Min	21, 2x, last at Clemson, 11/18
FG	9 vs UNCG, 11/15
FT	4 vs. Ohio State, 11/13

Career Stats at South Carolina

Year	GP	GS	Min	Avg	FG	FGA	Pct	3FG	FGA	Pct	FT	FTA	Pct	Off	Def	Tot	Avg	PF	FO	A	TO	Blk	Stl	Pts	Avg
2014-15	37	1	734	19.8	177	329	.538	1	3	.333	131	198	.662	78	165	243	6.6	72	1	37	62	65	32	486	13.1
2015-16	3	3	59	19.7	20	42	.476	0	0	—	6	10	.600	12	17	29	9.7	3	0	1	2	11	2	46	15.3
Career	40	4	793	19.8	197	371	.532	1	3	.333	137	208	.659	90	182	272	6.8	75	1	38	64	76	34	532	13.3



2015-16 South Carolina Basketball
#2/2 South Carolina Season Schedule/Results & Leaders (as of Nov 18, 2015)
All games



RECORD:	OVERALL	HOME	AWAY	NEUTRAL
ALL GAMES	3-0	2-0	1-0	0-0
CONFERENCE	0-0	0-0	0-0	0-0
NON-CONFERENCE	3-0	2-0	1-0	0-0

Date	Opponent	Score	Att. High Points	High Rebounds
11/13/15	#6/10 OHIO STATE	w 88-80	16815 (20)WILSON, A'ja	(14)WILSON, A'ja
11/15/15	UNCG	w 92-44	13607 (19)WILSON, A'ja	(11)IMOVBIQH, Sarah
11/18/15	at Clemson	w 67-41	1030 (18)MITCHELL, Tiffany	(6)COATES, Alaina (6)IMOVBIQH, Sarah (6)WHITE, Jatarie

* - Conference game

Attendance Summary	Games	Attend	Avg/Game
Home	2	30422	15211
Away	1	1030	1030
Neutral	0	0	0
Total	3	31452	10484



2015-16 South Carolina Basketball
#2/2 South Carolina Points-Rebounds-Assists (as of Nov 18, 2015)
All games



Opponent	Date	Score	00		01		03		05		22		23		24	
			COLLEY,SHA	CUEVAS,BIA	DUCKETT,KA	SESSIONS,K	WILSON,A'J	ROY,TINA	IMOVBIQH,S							
#6/10 OHIO STATE	11/13/15	88-80	w	0-0-0	5-0-1	0-0-0	12-3-3	20-14-0	3-1-1	8-10-0						
UNCG	11/15/15	92-44	w	7-2-1	11-2-1	0-1-0	2-1-4	19-10-1	9-0-6	14-11-0						
at Clemson	11/18/15	67-41	w	5-3-2	4-1-2	DNP	0-2-5	7-5-0	3-1-1	9-6-0						

Opponent	Date	Score	25		31		40		41		44	
			MITCHELL,T	DOZIER,ASI	WHITE,JATA	COATES,ALA	FARMER,IND					
#6/10 OHIO STATE	11/13/15	88-80	w	15-3-3	4-0-1	4-3-2	17-13-0	DNP				
UNCG	11/15/15	92-44	w	10-2-5	3-2-6	5-3-1	12-7-0	0-1-0				
at Clemson	11/18/15	67-41	w	18-5-0	8-1-0	3-6-2	10-6-1	DNP				



2015-16 South Carolina Basketball
#2/2 South Carolina Team Game-by-Game Comparison (as of Nov 18, 2015)
All games



Opponent	1st	2nd	Score	Mar	Total FG	FG Pct	3-Pointers	3FG Pct	Free Throws	FT Pct	Rebounds	Assist	T/Over	Block	Steal	Fouls
#6/10 OHIO STATE	45/47	43/33	88-80	+8	31-69/26-80	.449/.325	3-11/10-23	.273/.435	23-35/18-20	.657/.900	51/42	11/3	20/18	6/10	9/13	20/29
UNCG	53/25	39/19	92-44	+48	35-67/16-62	.522/.258	8-24/3-13	.333/.231	14-23/9-14	.609/.643	47/36	25/4	10/21	10/2	15/6	15/21
Clemson	31/20	36/21	67-41	+26	23-63/14-43	.365/.326	7-25/3-7	.280/.429	14-28/10-14	.500/.714	41/36	13/12	5/19	6/0	12/0	15/24

Note: Game totals are displayed in the format TEAM/OPPONENT for each category



2015-16 South Carolina Basketball
#2/2 South Carolina Combined Team Statistics (as of Nov 18, 2015)
All games



RECORD:	OVERALL	HOME	AWAY	NEUTRAL
ALL GAMES	3-0	2-0	1-0	0-0
CONFERENCE	0-0	0-0	0-0	0-0
NON-CONFERENCE	3-0	2-0	1-0	0-0

##	Player	gp-gs	min	avg	Total		3-Point		F-Throw		Rebounds			pf	dq	a	to	blk	stl	pts	avg			
					fg-fga	fg%	3fg-fga	3fg%	ft-fa	ft%	off	def	tot											
22	WILSON, A'ja	3-3	59	19.7	20-42	.476	0-0	.000	6-10	.600	12	17	29	9.7	3	0	1	2	11	2	46	15.3		
25	MITCHELL, Tiffany	3-3	80	26.7	15-35	.429	8-18	.444	5-8	.625	4	6	10	3.3	7	0	8	10	1	10	43	14.3		
41	COATES, Alaina	3-2	63	21.0	16-23	.696	0-0	.000	7-17	.412	11	15	26	8.7	6	0	1	5	5	5	39	13.0		
24	IMOVBIQH, Sarah	3-1	56	18.7	12-16	.750	0-0	.000	7-16	.438	12	15	27	9.0	7	0	0	1	0	4	31	10.3		
01	CUEVAS, Bianca	3-0	44	14.7	5-16	.313	1-7	.143	9-12	.750	0	3	3	1.0	4	0	4	4	0	4	20	6.7		
23	ROY, Tina	3-3	64	21.3	5-20	.250	5-20	.250	0-0	.000	0	2	2	0.7	3	0	8	1	0	1	15	5.0		
31	DOZIER, Asia	3-0	59	19.7	5-15	.333	3-11	.273	2-2	1.000	0	3	3	1.0	2	0	7	3	0	0	15	5.0		
05	SESSIONS, Khadijah	3-3	73	24.3	4-11	.364	0-1	.000	6-8	.750	0	6	6	2.0	8	0	12	4	0	7	14	4.7		
40	WHITE, Jatarie	3-0	46	15.3	4-11	.364	0-0	.000	4-7	.571	5	7	12	4.0	3	0	5	0	2	0	12	4.0		
00	COLLEY, Shay	3-0	38	12.7	3-8	.375	1-2	.500	5-6	.833	3	2	5	1.7	5	0	3	3	0	2	12	4.0		
44	FARMER, India	1-0	5	5.0	0-1	.000	0-1	.000	0-0	.000	0	1	1	1.0	0	0	0	0	2	0	0	0.0		
03	DUCKETT, Kaydra	2-0	13	6.5	0-1	.000	0-0	.000	0-0	.000	0	1	1	0.5	2	0	0	1	1	1	0	0.0		
Team											6	8	14											
Total.....		3	600		89-199	.447	18-60	.300	51-86	.593	53	86	139	46.3	50	0	49	35	22	36	247	82.3		
Opponents.....		3	600		56-185	.303	16-43	.372	37-48	.771	44	70	114	38.0	74	2	19	58	12	19	165	55.0		

TEAM STATISTICS	SC	OPP	Date	Opponent	Score	Att.
SCORING	247	165	11/13/15	#6/10 OHIO STATE	w 88-80	16815
Points per game	82.3	55.0	11/15/15	UNCG	w 92-44	13607
Scoring margin	+27.3	-	11/18/15	at Clemson	w 67-41	1030
FIELD GOALS-ATT	89-199	56-185	* - Conference game			
Field goal pct	.447	.303				
3 POINT FG-ATT	18-60	16-43				
3-point FG pct	.300	.372				
3-pt FG made per game	6.0	5.3				
FREE THROWS-ATT	51-86	37-48				
Free throw pct	.593	.771				
F-Throws made per game	17.0	12.3				
REBOUNDS	139	114				
Rebounds per game	46.3	38.0				
Rebounding margin	+8.3	-				
ASSISTS	49	19				
Assists per game	16.3	6.3				
TURNOVERS	35	58				
Turnovers per game	11.7	19.3				
Turnover margin	+7.7	-				
Assist/turnover ratio	1.4	0.3				
STEALS	36	19				
Steals per game	12.0	6.3				
BLOCKS	22	12				
Blocks per game	7.3	4.0				
ATTENDANCE	30422	1030				
Home games-Avg/Game	2-15211	1-1030				
Neutral site-Avg/Game	-	0-0				

Score by Periods	1st	2nd	3rd	4th	Totals
#2/2 South Carolina	77	52	73	45	247
Opponents	51	41	32	41	165