

SOUTH CAROLINA WOMEN'S BASKETBALL



Be the change.

Game Information

Date: Sunday, January 5, 2014, 1 p.m.
Site: Columbia, S.C. • Colonial Life Arena (18,000)
Tickets: \$7 adult, \$4 youth (17 and under)
TV: ESPNU (Melissa Lee, pxp; Maria Taylor, analyst)
Radio: WNKT 107.5 FM/WISW 1320 AM (Brad Muller); GamecocksOnline.com
Live Video: WatchESPN
Live Stats: None

South Carolina Gamecocks 13-1, 1-0 SEC

Ranking: 13/12 (AP/Coaches)
Head Coach: Dawn Staley
Record at SC: 105-67 (6th)
Career Rec.: 277-147 (14th)
vs. Vanderbilt: 4-4
Top Scorer: Mitchell (15.1 ppg)
Top Rebounder: Coates (7.6 rpg)



vs.



Vanderbilt Commodores 12-2, 1-0 SEC

Ranking: -/RV
Head Coach: Melanie Balcomb
Record at VU: 271-108 (12th)
Career Rec.: 434-212 (21st)
vs. SC: 9-5
Top Scorer: Foggie (18.3 ppg)
Top Rebounder: Bowe (5.4 rpg)

Series History: Vandy leads 21-9
In Columbia: Vandy leads 8-6
In Nashville: Vandy leads 11-3
Neutral Site: Vandy leads 2-0

2013-14 Schedule

Nov. 1	North Greenville (Exh.)	W, 96-35
Nov. 8	Charleston Southern	W, 99-29
Nov. 10	Louisiana Tech	W, 68-45
Nov. 14	C. of Charleston (FSSO)	W, 81-54
Nov. 17	Seton Hall	W, 88-67
Nov. 20	at Clemson	W, 68-43
Nov. 23	at San Diego State	W, 88-54
Nov. 25	at Southern Cal (Pac-12)	W, 70-50
Dec. 2	NC Central (FSSO)	W, 79-27
Dec. 8	at Charlotte	W, 76-61
<i>Carolinas Challenge</i>		
Dec. 18	vs. #14/13 North Carolina	L, 66-74
Dec. 20	Winthrop	W, 69-61
Dec. 22	SC State (FSSO)	W, 70-26
Dec. 28	Savannah State (FSSO)	W, 82-40
Jan. 2	at Arkansas*	W, 55-51
Jan. 5	Vanderbilt* (ESPNU)	1 p.m.
Jan. 9	Kentucky*	7 p.m.
Jan. 12	at Auburn* (SPSO)	2:30 p.m.
Jan. 16	at Texas A&M* (FSSW)	8 p.m.
Jan. 19	Alabama*	3 p.m.
Jan. 26	at Vanderbilt* (ESPN2)	2 p.m.
Jan. 30	Mississippi*	7 p.m.
Feb. 2	Missouri*	3 p.m.
Feb. 6	at Mississippi State*	8 p.m.
Feb. 9	Arkansas* (SECTV)	2 p.m.
Feb. 16	at LSU* (ESPN2)	3:30 p.m.
Feb. 20	at Kentucky* (FSSO)	7 p.m.
Feb. 23	Florida* (SPSO)	1 p.m.
Feb. 27	Georgia*	7 p.m.
Mar. 2	at Tennessee* (ESPNU)	2:30 p.m.

* indicates SEC game
 All Times Listed as Eastern and are subject to change
 Television outlet listed in parentheses – FSSO is Fox Sports South/Fox Sports Carolinas; SPSO is SportSouth; FSSW is Fox Sports Southwest; SECTV is SEC over-the-air syndicated package













South Carolina Notables

- This is the Gamecocks' 40th season as a varsity sport, the sixth with head coach Dawn Staley at the helm. It is South Carolina's 23rd season in the SEC.
- One of the offseason focuses for the South Carolina coaching staff was passing, and the work is paying dividends in assist numbers as the Gamecocks are handing out 16.1 per game. In the previous five seasons under Staley, the highest season average was 11.2 per game. At least 60 percent of made field goals have been assisted in eight of 14 games so far this season.
- While guard Tiffany Mitchell is the Gamecocks' leading scorer, South Carolina's offense is driven by what happens in the paint. The Gamecocks have scored 37.7 points per game in the paint – nearly half of their 75.6 scoring average.
- Sophomore guard Tiffany Mitchell earned a spot on ESPN's Graham Hayes' "10 Rising to the Occasion" for her all-around contributions to the Gamecocks' 12-1 record. Ranked among the SEC's top 10 scorers at 15.1 ppg, Mitchell also leads the team in total assists (49) and steals (33, 2.4/gm for 5th in SEC). She is the best backcourt rebounder and is shooting 53.1 percent from the field, including 48.5 percent from 3-point range.
- Junior forward Aleighsa Welch has continued the steady play that has been a hallmark of her Gamecock career. Her 14.0 points and 7.3 rebounds per game come in hard-nosed efforts that can be overshadowed by the success of younger teammates, but the value of her reliability can not be over-stated. She has not scored fewer than eight points in any game this season and shot under 50.0 percent just once. Her court vision and ability to run the break have her averaging 2.1 assists this season as well.
- Freshman Alaina Coates' arrival this season has given the Gamecocks something they have not had in the Dawn Staley era – a pair of physically imposing post players. Matching junior Elem Ibiam's 6-foot-4 stature, Coates quickly made a name for herself with 20 points in her collegiate debut. After a brief setback in early December, the Irmo, S.C., native has reasserted herself, and opponents are feeling the pressure. Coates made her SEC debut at Arkansas and posted her fourth double-double of the season while blocking a career-high five shots to tie the Gamecock freshman single-game record. Over the last three games, she has averaged 17.0 points, 9.7 rebounds and 3.7 blocks.

Tale of the Tape

VU	SC	
12-2	Overall Record	13-1
1-0	Conference Record	1-0
9-1	Home Record	8-0
3-1	Away Record	5-0
0-0	Neutral Record	0-1
80.9	Points Per Game	75.6
67.1	Opp. Points Per Game	48.5
.491	Field Goal %age	.486
.408	Opp. Field Goal %age	.331
.416	3-Pt. Field Goal %age	.339
.306	Opp. 3-Pt. Field Goal %age	.240
.754	Free Throw %age	.638
17.7	FTs Made Per Game	18.1
18.1	Assists Per Game	16.1
+1.4	Turnover Margin	+2.9
37.4	Rebounds Per Game	41.6
+4.9	Rebounding Margin	+11.1
8.6	Steals Per Game	7.8
1.1	Blocked Shots Per Game	6.3

2013-14 South Carolina Media Roster

0		<p>India Farmer 6-0 • Freshman • Forward • N. Myrtle Beach, S.C.</p> <p>PPG 0.4 RPG 0.6 APG 0.0 FG% .200 FT% —</p>	<p>LAST GAME: 1 blk in 4 min vs. Savannah St. NOTABLE: Has played in seven games ... First career points and rebounds came against NC Central ... Named Toast of the Coast Player of the Year by <i>The Sun News</i> and earned all-state honors as a senior.</p>	<p>Career Highs Pts: 3 vs. NC Central 12/2/13 Reb: 3 vs. NC Central 12/2/13 A: — S: — Min: 11 vs. NC Central 12/2/13</p>
2		<p>Olivia Gaines 5-7 • Junior • Guard • Chester, S.C.</p> <p>PPG 2.6 RPG 2.0 APG 1.8 FG% .550 FT% .692</p>	<p>LAST GAME: 1 pt, 1 reb, 1 asst at Arkansas NOTABLE: Has gained confidence and minutes in last four games ... Aggressive defender ... Named 2013 Junior/Community College Player of the Year by WBCA ... Helped team to 2013 NJCAA Division II national title.</p>	<p>Career Highs Pts: 7 vs. Savannah St., 12/28/13 Reb: 5 vs. NC Central 12/2/13 A: 5 vs. Char. Sthrn., 11/8/13 S: 3 vs. Char. Sthrn., 11/8/13 Min: 19 vs. Sav. St., 12/28/13</p>
5		<p>Khadijah Sessions 5-8 • Sophomore • Guard • Myrtle Beach, S.C. <i>kub-DEE-zhub SESH-uns</i></p> <p>PPG 8.2 RPG 1.5 APG 3.8 FG% .371 FT% .667</p>	<p>LAST GAME: 4 pts, 1 assts, 2 stls vs. UNC NOTABLE: Has not played last 4 games due to ankle injury ... Assist leader 4 times, has 4 double-figure scoring games and 4 games of 5+ assists ... aggressive point guard, building on leadership skills ... Voted a team captain.</p>	<p>Career Highs Pts: 19 vs. Auburn, 2/3/13 Reb: 5 at Florida, 1/20/13 A: 6 vs. NC Central 12/2/13 S: 4, 2x, at San Diego St., 11/23/13 Min: 37 at USC, 11/25/13</p>
12		<p>Wilka Montout 6-3 • Senior • Forward • Cayenne, French Guiana <i>WIL-kub mawn-TOO</i></p> <p>PPG 1.8 RPG 2.7 APG 0.3 FG% .265 FT% .200</p>	<p>LAST GAME: 17 min vs. Savannah State NOTABLE: Career-high 8 rebs vs CoFC ... Netted 7 pts in season opener, including a 3-pointer ... Rangy forward who can stretch defenses with her shooting touch ... averaged 10.1 minutes last season, playing in 29 of 33 games.</p>	<p>Career Highs Pts: 12 vs. Savannah St., 11/12/12 Reb: 8 vs. CoFC, 11/14/13 B: 2, 2x, vs. CSU, 11/8/13 S: 1, 4x, vs. CSU, 11/8/13 Min: 24 vs. Sav. State, 11/15/12</p>
15		<p>Tiffany Davis 5-7 • R-Freshman • Guard • Houston, Texas</p> <p>PPG 2.9 RPG 1.5 APG 1.2 FG% .387 FT% .444</p>	<p>LAST GAME: 3 pts, 6 rebs, 1 asst at Arkansas NOTABLE: Started last four games, showing steady improvement ... Hit all three shot attempts, including two 3s against Savannah State ... Fully recovered from knee surgery last fall.</p>	<p>Career Highs Pts: 8 vs. Savannah St., 12/28/13 Reb: 6 at Arkansas, 1/2/14 A: 3, 4x, vs. SC St., 12/22/13 S: 5 vs. Elon, 11/9/12 Min: 30 at Arkansas, 1/2/14</p>
21		<p>LeAnna Morrison 5-5 • R-Sophomore • Guard • Monck's Corner, S.C.</p> <p>PPG 0.7 RPG 0.7 APG 0.3 FG% .111 FT% .625</p>	<p>LAST GAME: 1 pt, 2 rebs vs. Savannah State NOTABLE: Has played in 11 games ... Hit first career field goal against NC Central ... Ran track for two seasons at Charlotte ... Named 2011 All-Lowcountry Female Athlete of the Year by <i>The Post & Courier</i>.</p>	<p>Career Highs Pts: 3 vs. NC Central 12/2/13 Reb: 2, 2x, vs. Sav. St., 12/28/13 A: 1, 3x, at San Diego St., 11/23/13 S: 1 vs. Seton Hall, 11/17/13 Min: 12 vs. NC Central 12/2/13</p>
23		<p>Tina Roy 5-11 • R-Sophomore • Guard • Kaplan, La.</p> <p>PPG 3.7 RPG 2.1 APG 1.7 FG% .269 FT% .800</p>	<p>LAST GAME: 2 rebs, 1 blk at Arkansas NOTABLE: Shot well against SC State, hitting 3-of-6 from field ... Drew 1st career start at Charlotte ... Fully recovered from knee surgery in August 2012 ... Capable of playing point guard.</p>	<p>Career Highs Pts: 15 vs. Presby, 11/27/11 Reb: 6 vs. NC Central, 12/2/13 A: 7 vs. Char. Sthrn., 11/8/13 S: 3 at Charlotte 11/27/11 Min: 25 vs. NC Central, 12/2/13</p>
24		<p>Aleighsa Welch 6-0 • Junior • Forward • Goose Creek, S.C. <i>uh-LEE-sub Welch</i></p> <p>PPG 14.0 RPG 7.3 APG 2.1 FG% .664 FT% .602</p>	<p>LAST GM: 11 pts, 7 rebs, 2 assts, 4 blks at Ark. NOTABLE: Leads SEC and is 4th in nation in FG %age ... 12th in SEC in scoring and 13th in rebounding ... 3 dbl-dbls ... Good vision, passer ... Named to Naismith Early Season Watch List and preseason All-SEC 1st Team ... Voted team captain.</p>	<p>Career Highs Pts: 23 vs. N. Carolina, 12/18/13 Reb: 17 vs. CoFC, 11/14/13 A: 5 vs. Savannah St., 12/28/13 S: 3, 4x, at Charlotte, 12/8/13 Min: 42 vs. Drexel, 11/28/12</p>
25		<p>Tiffany Mitchell 5-9 • Sophomore • Guard • Charlotte, N.C.</p> <p>PPG 15.1 RPG 5.0 APG 3.5 FG% .531 FT% .714</p>	<p>LAST GAME: 16 pts, 11 rebs at Arkansas NOTABLE: Scored in double figures 13 times this season ... Ranks 9th in SEC in ppg, 14th in assists, 5th in steals (2.4/gm) ... Posted first double-double of season at Arkansas with 16 pts and career-high 11 rebs.</p>	<p>Career Highs Pts: 22 at USC, 11/25/13 Reb: 11, 5x, at Arkansas, 1/2/14 A: 9 at San Diego St., 11/23/13 S: 5, 4x, vs. Sav. State, 12/28/13 Min: 36, 4x, at Charlotte, 12/8/13</p>
31		<p>Asia Dozier 6-0 • Sophomore • Guard/Forward • Columbia, S.C. <i>Asia DOE-zhur</i></p> <p>PPG 8.0 RPG 3.1 APG 2.3 FG% .404 FT% .650</p>	<p>LAST GAME: 9 pts, 5 assts, 2 rebs at Arkansas NOTABLE: Scored in double figures five times ... Played 40 min at Arkansas at variety of positions ... Hit 3 3s and tied career high 5 assists vs. Winthrop ... Earned starting spot with efficiency of play in preseason practice.</p>	<p>Career Highs Pts: 16, 2x, last at SDSU, 11/23/13 Reb: 10 vs. Elon, 11/9/12 A: 5, 4x, at Arkansas, 1/2/14 S: 2, 5x, at Charlotte, 12/8/13 Min: 39 vs. Winthrop, 12/20/13</p>
33		<p>Elem Ibiam 6-4 • Junior • Center • Fayetteville, Ga. <i>ELL-um IB-ee-um</i></p> <p>PPG 10.1 RPG 6.5 BPG 2.3 FG% .534 FT% .667</p>	<p>LAST GAME: 4 pts, 4 rebs at Arkansas NOTABLE: Leads SEC and is 37th in nation in blocks (2.3) ... Netted 10+ pts 8 times and blocked at least 3 shots 7 times ... Averaged 7.2 rebs over last five games ... Having breakthrough season ... Voted a team captain.</p>	<p>Career Highs Pts: 19, 2x, at Charlotte, 12/8/13 Reb: 11 vs. Elon, 11/9/12 B: 5, 3x, vs. CSU, 11/8/13 S: 2, 4x, vs. UNC, 12/18/13 Min: 33 vs. UNC, 12/18/13</p>
41		<p>Alaina Coates 6-4 • Freshman • Center • Irmo, S.C. <i>uh-LAY-nub COATS</i></p> <p>PPG 11.6 RPG 7.6 BPG 2.0 FG% .655 FT% .640</p>	<p>LAST GAME: 11 pts, 12 rebs, 5 blks at Arkansas NOTABLE: Posted 4 dbl-dbls, 10+ pts in 9 games, including 3 20-pt games ... In SEC, ranks ninth in rpg, 5th in blks (2.0) ... Averaged 17.0 pts and 9.7 rebs, 3.7 blks over last 3 gms ... Named McDonald's and Parade All-America.</p>	<p>Career Highs Pts: 23 vs. SC State, 12/22/13 Reb: 14 vs. CoFC, 11/14/13 B: 5 at Arkansas, 1/2/14 S: 2 at Clemson, 11/20/13 Min: 26 at Arkansas, 1/2/14</p>

Starter

Reserve

Quick Facts

The University

Location: Columbia, S.C.

Founded: 1801

Enrollment: 31,288

Colors: Garnet (PMS 202C) and Black

Nickname: Gamecocks

Conference: Southeastern

President: Dr. Harris Pastides

Athletics Director: Ray Tanner

Facility: Colonial Life Arena (18,000)

Coaching Staff

Head Coach: Dawn Staley

Alma Mater: Virginia, 1992

Overall Record: 277-147 (14th season)

School Record: 105-67 (6th season)

Assoc. Head Coach (Alma Mater):

Lisa Boyer (Ithaca, 1972)

Assistant Coaches (Alma Mater):

Nikki McCray (Tennessee, 1995)

Darius Taylor (Michigan, 2000)

Team Information

2012-13 Record: 25-8

Home: 13-3 Away: 7-3 Neutral: 5-2

SEC Record (Finish): 11-5 (T-4th)

Home: 6-2 Away: 5-3

Letterwinners Returning/Lost: 6/3

Starters Returning/Lost: 2/3

Program History

First Year of Women's Basketball: 1974-75

All-Time Record: 685-496 (40th season)

All-Time SEC Record: 103-197 (23rd season)

NCAA Appearances (Last): 10 (2013)

NCAA Tournament Record: 11-10

Last NCAA Result: L, 69-75, Kansas, Boulder, Colo., 3/25/13, Second Round

WNIT Appearances (Last): 4 (2011)

WNIT Record: 3-4

Media Relations

Women's Basketball Contact: Diana Koval

Office: 803.777.7977

Cell: 314.369.6050

Email: dkoval@mailbox.sc.edu

Press Row Phone: 803.777.6182

Athletics Department on the Web

Website: GamecocksOnline.com

Twitter: @GamecocksOnline

Facebook: Facebook.com/GamecocksOnline

YouTube: YouTube.com/GamecocksOnline

Women's Basketball on Twitter

Team: @GamecockWBB

Head Coach: @DawnStaley

A South Carolina Win Would...

- Be the Gamecocks' fourth straight over Vanderbilt.
- Make it the third season in the Dawn Staley era in which the Gamecocks won their first home SEC game of the season.
- Bring head coach Dawn Staley's SEC regular-season record to .500 at 40-40.

By the Numbers

- 1 Perfect shooting game by a freshman in South Carolina women's basketball history (min. five FGA and five FTA) – Alaina Coates vs. SC State (Dec. 22) with 7-of-7 from the field and 9-of-9 from the free throw line
- 1.4 Average places by which the SEC coaches have under-rated South Carolina in their preseason poll compared to where the Gamecocks actually finished the season in the Dawn Staley era (five seasons)
- 3 Games this season in which five Gamecocks have scored in double figures, which had happened just five previous times in the Dawn Staley era
- 5 Defensive rebounds by freshman Alaina Coates during a seven-minute scoring drought for the Gamecocks to help hold Arkansas (Jan. 2) to just eight points during the skid
- 5 Different Gamecocks who have been the team's high scorer in a game this season – Alaina Coates (Charleston Southern, at San Diego State, SC State), Aleighsa Welch (LA Tech, at Clemson, vs. UNC), Asia Dozier (CofC), Elem Ibiam (Seton Hall, Charlotte) and Tiffany Mitchell (at USC, NC Central, Winthrop, Savannah St., at Arkansas)
- 6 Individual 20-point games this season by the Gamecock – three by Alaina Coates (CSU, at SDSU), two by Tiffany Mitchell (at USC, Winthrop) and one by Aleighsa Welch (vs. UNC)
- 7 Games in which South Carolina has shot at least 50.0 percent from the field this season after reaching the mark just 12 times in the previous five seasons under Staley
- 8 Games this season in which South Carolina has scored at least 50.0 percent of its points in the paint, including scoring 70 of 99 points against Charleston Southern (Nov. 8) inside
- 10 Opponents who have been held to 55 or fewer points by the Gamecocks this season, helping the Gamecocks rank third in the nation in scoring defense (48.5 ppg)
- 11 Shots blocked by South Carolina at Arkansas (Jan. 2), the most against an SEC team in school history – freshman Alaina Coates (5) and junior Aleighsa Welch (4) combined for nine of those, including seven in the second half
- 28 Entries for the Gamecocks in the last 38 Associated Press Top 25 Polls
- 60.6 Percent of field goals made this season that have been assisted

Vanderbilt Series Notes

The Commodores lead the series 21-9, but the Gamecocks are in the midst of their longest win streak of the series at three. In fact, South Carolina has won four of the last five meetings. The Gamecocks are 6-8 against Vanderbilt in Columbia.

South Carolina won the last meeting in Colonial Life Arena, 64-48 on Jan. 10, 2013, in the lone meeting that season after posting the program's first two-game series sweep of the Commodores in 2011-12. In last year's meeting, Aleighsa Welch led the way with 13 points on 6-of-8 shooting, and Elem Ibiam added nine points on 4-of-5 shooting in just 13 minutes off the bench. The win came largely on the defensive end where the Gamecocks held one of the nation's premier shooting teams to just 26.5 percent from the field, including 20.0 percent in the first half to establish a 16-point lead at the break.

Vanderbilt's last win in the series was a 74-60 overtime decision on Feb. 27, 2011, in Colonial Life Arena.

Five-Second Count

For the first time in her tenure at South Carolina, head coach Dawn's Staley's Gamecocks look different – on the court and in the box score. After seasons of building around defense, Staley finally as a group that is designed

Current Gamecock Streaks

	Total	Home	Road	Neut.
Overall	W4	W10	W5	L2
SEC	W2	W2	W1	—
Non-Conference	W3	W10	W7	L2
Ranked Teams	L4	L1	L2	L4

Gamecocks in the Rankings

(as of 1/2)

Team	SEC	NCAA	Actual
Scoring Offense	9	56	75.6
Scoring Defense	2	3	48.5
Scoring Margin	2	8	+27.1
Field Goal Percentage	2	7	.486
Field Goal %age Def.	3	10	.331
3-Point FG %age	7	81	.339
3-Point FG %age Def.	1	4	.240
3-Point FG Made/Gm.	10	237	4.5
Free Throw Percentage	12	278	.638
Rebounding Offense	8	—	41.6
Rebounding Defense	1	—	30.4
Rebounding Margin	2	15	+11.1
Assists	9	62	16.1
Steals	13	171	7.8
Turnover Margin	7	68	+2.9
Turnovers	—	28	13.3
Assist-to-Turnover Ratio	2	24	1.2
Blocked Shots	1	6	6.3

Alaina Coates	SEC	NCAA	Actual
Rebounding	9	208	7.6
Blocks	5	49	2.0

Elem Ibiam	SEC	NCAA	Actual
Rebounding	16	—	6.5
Blocks	1	37	2.3

Tiffany Mitchell	SEC	NCAA	Actual
Scoring	9	218	15.1
Assists	14	—	3.5
Steals	5	80	2.4

Aleighsa Welch	SEC	NCAA	Actual
Scoring	12	—	14.0
Rebounding	13	—	7.3
FG Percentage	1	4	.664
Blocks	T-13	229	1.0
Off. Rebounds	6	—	3.1

Staley in the Hall of Fame

Head coach Dawn Staley was enshrined in the Naismith Memorial Basketball Hall of Fame this fall, becoming just the 15th female player to earn the honor based on her individual merits (not as part of a team enshrinement).

Staley's career shone in an era that spawned two professional women's basketball leagues in the United States and forever changed the dreams of the nation's top female players. On the international stage, she collected three Olympic gold medals (1996, 2000, 2004) and was twice named the USA Basketball Female Athlete of the Year (1994, 2004). In the U.S. she turned national high school player of the year honors into a career at Virginia that yielded three All-America seasons, including a 1991 campaign that ended with being named national player of the year. On the professional level, Staley was a five-time WNBA All-Star who was named to the All-Decade Team and one of the 15 most influential players in league history.

Welch Watch on Record Book

South Carolina junior forward Aleighsa Welch has proven to be one of the best offensive rebounders in Gamecock history. She is one of just four Gamecocks all-time to record multiple seasons with at least 100 offensive rebounds, including her 131 O-board mark last season, which ranks second in school history.

In just her third season, Welch already ranks among the program's top 10 in career offensive rebounds.

	Gm	ORebs
1. Marsha Williams (1990-93)	116	427
2. Annie Lester (1997-00)	110	348
3. Jocelyn Penn (1999-03)	117	345
4. Ashley Bruner (2010-13)	128	338
5. Aleighsa Welch (2012-present)	80	278
6. Demetress Adams (2006-09)	112	274
7. Petra Ujhelyi (2000-03)	119	255
8. Michelle Murray (1990-93)	96	254
9. Charenee Stephens (2009-12)	110	253
10. Melanie Johnson (2004-07)	89	237

for offensive efficiency. The Gamecocks are scoring more (75.6 ppg) and more efficiently (.486 FG %age – 2nd in SEC, 7th in nation) than at any time in the Staley era. And, after seasons of talented guards generating their own offense, Staley's 2013-14 success is predicated on getting the ball inside – three primary post players combine to score 47.2 percent of the team's points – and on ball movement creating the best shots as 60.6 percent of made field goals have been assisted.

Defense is still a staple of the program with the Gamecocks ranking the best in the SEC and the nation, allowing just 48.5 points per game. Only four opponents this season have scored 55 or more points against South Carolina.

January Judgements

In its 40th season of women's basketball, South Carolina is 178-179 (.499) all-time in the month of January, including a 23-21 record (.523) in the sixth season of the Dawn Staley era. The Gamecocks have struggled most on the road in the first month of the year, posting a 106-75 (.586) record at home and a 1-0 mark at a neutral site but just a 62-96 (.392) mark on the road. (Sites for games in the two seasons prior to 1976-77 are not comprehensive, leaving 17 January games unaccounted for in the home/away/neutral ledger.)

Home Sweet Home

With comprehensive records beginning in the 1976-77 season (the third for women's basketball at South Carolina), the Gamecocks are 370-155 (.705) all-time in games played at home, including a 125-58 mark (.683) in Colonial Life Arena. In the sixth season with head coach Dawn Staley at the helm, South Carolina is 60-25 (.706) at home, including one game at Carolina Coliseum in the 2012-13 season. The Gamecocks have won 46 of their last 57 games played in Colonial Life Arena.

Life in the League

South Carolina is 104-197 (.346) all-time in its 23rd season of SEC regular-season play. The Gamecocks are 65-85 (.433) in SEC games played in Columbia with a 38-112 record (.253) on the road. Under head coach Dawn Staley, the Gamecocks have a 39-40 (.494) SEC record, which includes a 2-12 slate in her first season at the helm. The 36 SEC regular-season victories in the previous four seasons are the best four-year mark for the program.

South Carolina finished the 2012-13 season tied for fourth in the SEC, marking the third time the Gamecocks finished among the top four. The program-record 11 SEC wins that season were enough for the second-straight fourth-place finish under head coach Dawn Staley. In fact, since joining the league for the 1991-92 season, South Carolina has finished in the top five just five times with three of those coming under Staley, who has accounted for 37.5 percent of the program's 104 SEC regular-season victories.

Overall, Staley boasts a 138-65 (.680) record in league play, including eight seasons leading her Temple teams to a 99-25 (.798) Atlantic 10 mark.

Make It, Take It

South Carolina is exhibiting its most efficient offense of the Dawn Staley era so far this season, ranking second in the SEC and seventh in the nation with 48.6 percent accuracy from the field. The Gamecocks have shot 50.0 percent or higher seven times already this season – the most in a season under Staley. In fact, in the previous five seasons, South Carolina hit at least 50.0 percent of its field goal attempts just 12 times combined.

This year's top effort was 60.9 percent against Charleston Southern (Nov. 8) – program best under Staley – followed by a 58.5 percent showing against NC Central (Dec. 2). The Gamecocks made at least 65.0 percent of their attempts in a half five times this season, including a remarkable 73.9 percent (17-of-23) in the second half against Seton Hall (Nov. 17).

Post Presence

South Carolina's trio of primary post players – Alaina Coates, Elem Ibiam and Aleighsa Welch – has been a big key to the Gamecocks' offensive production so far this season. The trio has accounted for 500 of the team's 1,059 points this season – 47.2 percent – and is shooting a combined 61.7 percent from the field (185-of-300). Welch leads the SEC and is fourth in the nation in field goal percentage at .664 for 14.0 points per game (12th in SEC). Coates' last three impressive outings (17.0 ppg) has lifted her season average to 11.6 points on 65.5 percent shooting. Ibiam adds 10.1 points per game on 53.4 percent shooting.

All-Time Records vs. SEC

Opponent	Overall	Under	SEC	SEC	H	A	N	Streak	Last
		Staley	Season	Tourn.					
Alabama	18-15	8-0	13-12	2-2	9-5	7-8	2-2	Won 8	W: 77-35, 3/7/13 (N)
Arkansas	11-17	4-3	11-15	0-2	7-5	4-10	0-2	Won 3	W: 55-51, 1/2/14 (A)
Auburn	16-21	4-3	11-15	1-1	10-7	5-12	1-2	Won 1	W: 59-51, 2/3/13 (H)
Florida	12-20	4-4	10-18	0-2	5-10	7-8	0-2	Won 4	W: 67-56, 3/3/13 (H)
Georgia	7-33	3-6	5-21	1-2	3-14	2-15	2-4	Lost 1	L: 40-42, 1/13/13 (A)
Kentucky	19-31	3-7	15-24	0-1	14-9	5-19	0-3	Lost 1	L: 74-78, 2/14/13 (A)
LSU	5-22	2-5	4-22	1-0	3-10	1-12	1-0	Won 1	W: 66-59, 1/17/13 (H)
Ole Miss	16-17	6-2	12-12	2-4	9-4	5-8	2-5	Won 4	W: 62-47, 2/17/13 (A)
Miss. State	13-16	4-3	12-14	0-2	9-5	4-9	0-2	Won 4	W: 58-43, 2/24/13 (H)
Missouri	1-1	0-1	0-1	—	0-0	0-1	1-0	Lost 1	L: 58-65, 2/28/13 (A)
Tennessee	2-44	1-7	1-25	0-3	1-19	1-20	0-5	Lost 2	L: 53-73, 1/3/13 (H)
Texas A&M	0-2	0-2	0-1	0-1	0-1	0-0	0-1	Lost 2	L: 52-61, 3/8/13 (N)
Vanderbilt	9-21	4-2	9-18	0-2	6-8	3-11	0-2	Won 3	W: 64-48, 1/10/13 (H)
Totals	129-260	43-45	103-197	7-22	76-97	44-133	9-30	Won 1	



Around the SEC

	SEC Games			Overall		
	W	L	Pct.	W	L	Pct.
Florida	1	0	1.00	11	3	.785
Kentucky	1	0	1.00	13	1	.928
LSU	1	0	1.00	11	2	.846
Missouri	1	0	1.00	12	2	.857
South Carolina	1	0	1.00	13	1	.928
Vanderbilt	1	0	1.00	12	2	.857
Alabama	0	1	.000	7	7	.500
Arkansas	0	1	.000	13	1	.928
Georgia	0	1	.000	12	2	.857
Ole Miss	0	1	.000	9	6	.600
Mississippi St.	0	1	.000	13	2	.867
Tennessee	0	1	.000	11	2	.846
Auburn	0	0	.000	9	4	.692
Texas A&M	0	0	.000	10	4	.714

Today's Action

January 5

#16/16 LSU at Tulane, 3 p.m.
 Auburn at Mississippi State, 3 p.m.
 Florida at #6/6 Kentucky, 3 p.m. (CSS)
 Alabama at Texas A&M, 3 p.m.
 Arkansas at Missouri, 3 p.m.
 #5/5 Tenn. at #19/18 Georgia, 4 p.m. (SPSO)

Recent Results

January 2

#6/6 Kentucky def. Alabama, 85-63
 Missouri def. Ole Miss, 85-76
 Texas A&M def. UTEP, 74-58
 #16/16 LSU def. #5/5 Tennessee, 80-77
 Florida def. Mississippi State, 82-72
 Vanderbilt def. #19/18 Georgia, 66-58

*Rankings are listed as AP/ESPN Poll
 All Times Eastern; TV Network in ()*

The Gift of Glass

The Gamecocks have been a solid rebounding team throughout head coach Dawn Staley's tenure, but it was a team effort by an undersized roster in the past. This season, South Carolina is out-rebounding its opponents by 11.1 boards per game to rank second in the SEC and 15th in the nation, behind the strength of the trio of Alaina Coates, Elem Ibiam and Aleighsa Welch. With four double-digit rebound games this season, Coates leads the way and ranks ninth in the SEC with 7.6 boards per outing. Welch coming in 13th in the league with 7.3 per game, while Ibiam rounds out the trio at 6.5 per contest to rank 16th in the conference.

As a team, South Carolina has turned its 193 offensive rebounds into 204 second-chance points. Welch paces the group on the offensive glass with 3.1 per game to rank sixth in the league in the category.

Block Party!

With a pair of 6-foot-4 centers, the Gamecocks are a constant shot-blocking threat in the post, leading the SEC and ranking sixth in the nation with 6.3 per game. Junior Elem Ibiam's 2.3 blocks per game lead the league and are 37th in the nation. She got the season off to a solid start with five in the opener against Charleston Southern (Nov. 8), which matched her career high and the fifth-most in Colonial Life Arena history. She has blocked at least three shots seven times this season. Freshman Alaina Coates is fifth in the SEC and 49th in the country with 2.0 per game with five games of three or more, including each of the last three (SC State, Savannah State, at Arkansas). Her five at Arkansas (Jan. 2) tied the program's freshman record, which Ibiam also owns part of. Welch has joined in the effort

A Little Help from My Friends

Under the tutelage of one of the premier point guards in U.S. women's basketball history in Dawn Staley, the Gamecocks are thriving in the assist category this season unlike any other, handing out 16.1 per game. By comparison, in Staley's first five seasons, the team never averaged more than 11.2 per game. This season's three games of 20 or more assists by the team matches the total of the previous five seasons.

The increase is not simply a product of more made field goals, either. This season, South Carolina has assisted on 60.6 percent of its made field goals, compared to the previous five seasons under Staley, which saw a high of 48.5 percent in 2011-12.

South Carolina's 25 assists against Charleston Southern (on 39 FGM) are a Staley-era high. The Gamecocks handed out 24 assists on 29 made baskets at San Diego State – 82.8 percent. The percentage of assisted field goals has been over 60.0 percent in eight games this season.

20/20 Vision

The Gamecocks won their first eight games this season by at least 20 points for the first time in the Dawn Staley era, a streak ended with a 15-point victory at Charlotte (Dec. 8), and has since added two more to the list. South Carolina opened the 2012-13 campaign with four straight 20-point wins en route to nine games with that minimum margin. The Gamecocks posted a total eight 20-point wins in 2011-12 after just two in 2010-11, one in 2009-10 and two in Staley's first season 2008-09.

Finding the Right Octave

South Carolina has scored at least 80 points in five games so far this season after reaching the mark just four times in the first five seasons of the Dawn Staley era combined. Four of this season's games are the first of the group to be played in Colonial Life Arena.

Under Staley, the Gamecocks are 8-1 in games in which they score 80 points with the lone loss coming in a double-overtime affair (94-92) at Clemson on Nov. 19, 2009. That was the only previous season in which the Gamecocks hit the 80-point plateau multiple times, adding an 80-68 victory at Alabama on Jan. 10, 2010.

Century Mark for Staley

Head coach Dawn Staley captured her 100th victory at South Carolina on Dec. 2 against NC Central. She is the fourth of the program's seven all-time head coaches to reach the mark and the fastest to the total (164 games) of the three coaches to lead the team in the SEC era by nearly a full season.

South Carolina's third head coach, Pam Parsons, was the first and the fastest to reach 100 victories, hitting the plateau in her 143rd game at the helm just six games into her fifth season (1981-82). Nancy Wilson was next up, winning her 100th game in her 150th outing late in the 1988-89 season, en route to her school-record 231 Gamecock victories.

Susan Walvius was the first head coach to have her entire South Carolina career in the SEC, hitting 100 wins in her 179th game on the sideline five games into her seventh season.

Preseason Predictions

South Carolina was picked to finish fifth in the SEC by the league's coaches in preseason voting. The media tabbed the Gamecocks at seventh in their voting. In each of the last four seasons, South Carolina has outperformed the predictions of both groups.

Season	Media	Coaches	Actual
2009-10	10	6	T-7
2010-11	7	7	T-5
2011-12	8	7	T-4
2012-13	7	6	T-4

2013-14 Award Watch

Alaina Coates

SEC Freshman of the Week (Nov. 11-17)

Aleighsa Welch

Preseason All-SEC First Team

Naismith Trophy Early Season Watch List

2013-14 Double-Doubles

Alaina Coates (4)

11/10	Louisiana Tech	12 pts/10 rebs
11/14	College of Charleston	11 pts/14 rebs
12/28	Savannah State	17 pts/12 rebs
1/2	at Arkansas	11 pts/12 rebs

Tiffany Mitchell (1)

1/2	at Arkansas	16 pts/11 rebs
-----	-------------	----------------

Aleighsa Welch (3)

11/10	Louisiana Tech	14 pts/10 rebs
11/14	College of Charleston	12 pts/17 rebs
11/20	at Clemson	17 pts/10 rebs

AP Top 25

(Week of 12/30)

1. Connecticut	13-0
2. Notre Dame	11-0
3. Duke	12-1
4. Stanford	11-1
5. Tennessee	11-1
6. Kentucky	12-1
7. Louisville	13-1
8. Maryland	12-1
9. Baylor	10-1
10. North Carolina	11-2
11. Oklahoma State	11-0
12. Colorado	10-1
13. South Carolina	12-1
14. Iowa State	11-0
15. Penn State	9-3
16. LSU	9-2
17. Purdue	10-2
18. Nebraska	10-2
19. Georgia	12-1
20. Syracuse	11-1
21. Florida State	12-1
22. Iowa	12-2
23. California	8-3
24. Arizona State	10-1
25. Oklahoma	9-4

ESPN/USA Today Top 25

(Week of 12/23)

1. Connecticut	13-0
2. Notre Dame	11-0
3. Duke	12-1
4. Stanford	11-1
5. Tennessee	11-1
6. Kentucky	12-1
7. Louisville	13-1
8. Maryland	12-1
9. Baylor	10-1
10. Iowa State	11-0
11. North Carolina	11-2
12. South Carolina	12-1
13. Oklahoma State	11-0
14. Colorado	10-1
15. Nebraska	10-2
16. LSU	9-2
17. Penn State	9-3
18. Georgia	12-1
19. Purdue	10-2
20. Florida State	12-1
21. California	8-3
22. Oklahoma	9-4
23. Iowa	12-2
24. Syracuse	11-1
25. Arizona State	10-1

Miscellaneous Stats

Double-Doubles	2013-14	Career	Record
Alaina Coates	4	4	4-0
Aleighsa Welch	3	13	12-1
Tiffany Mitchell	1	3	3-0
Elem Ibiam	0	1	0-1

20+ Points	2013-14	Career	Record
Alaina Coates	3	3	3-0
Tiffany Mitchell	2	3	3-0
Aleighsa Welch	1	2	1-1

10+ Points	2013-14	Career	Record
Tiffany Mitchell	13	27	24-3
Aleighsa Welch	12	43	36-7
Alaina Coates	9	9	9-0
Elem Ibiam	8	15	12-3
Asia Dozier	5	7	6-1
Khadijah Sessions	4	10	9-1
Tina Roy	1	6	5-1
Wilka Montout	0	2	2-0

10+ Rebounds	2013-14	Career	Record
Alaina Coates	4	4	4-0
Aleighsa Welch	3	16	15-1
Tiffany Mitchell	1	6	5-1
Elem Ibiam	0	2	1-1
Asia Dozier	0	1	1-0

5+ Assists	2013-14	Career	Record
Khadijah Sessions	4	4	4-0
Asia Dozier	3	4	4-0
Tiffany Mitchell	3	3	3-0
Tina Roy	2	2	2-0
Olivia Gaines	1	1	1-0
Aleighsa Welch	1	1	1-0

5+ Steals	2013-14	Career	Record
Tiffany Mitchell	3	4	4-0
Tiffany Davis	0	1	1-0

5+ Blocks	2013-14	Career	Record
Elem Ibiam	1	3	3-0
Alaina Coates	1	1	1-0

Games Led Team In...

(Tied for team lead in each category included)

Scoring	2013-14	Career	Record
Tiffany Mitchell	5	12	11-1
Aleighsa Welch	3	18	11-7
Alaina Coates	3	3	3-0
Elem Ibiam	2	4	3-1
Asia Dozier	1	1	1-0
Khadijah Sessions	0	3	2-1
Tina Roy	0	2	2-0

Rebounding	2013-14	Career	Record
Alaina Coates	7	7	7-0
Aleighsa Welch	6	32	27-5
Elem Ibiam	4	9	9-0
Tiffany Mitchell	1	7	6-1

Assists	2013-14	Career	Record
Tiffany Mitchell	6	8	8-0
Khadijah Sessions	4	7	6-1
Asia Dozier	2	3	3-0
Tina Roy	1	2	2-0
Olivia Gaines	1	1	0-1
Aleighsa Welch	1	5	3-2

Home Grown, Nationally Known

Since her arrival for the 2008-09 season, South Carolina head coach Dawn Staley has been working to protect her new home state's best prospects while fielding a team that competes at a national level. Her efforts are paying dividends as this season's roster features seven Gamecocks who played high school basketball in the state of South Carolina, the highest percentage of the roster to be from the state since the 1990-91 squad featured eight South Carolinians on the 11-player roster. Beginning with Aleighsa Welch, the first South Carolina player to sign a National Letter of Intent for Staley, the Palmetto State has sent its players of the year to Columbia as Welch (2011), Asia Dozier (2012) and Alaina Coates (2013) have each earned the title during their high school careers.

Be the Change

South Carolina head coach Dawn Staley has provided an extra challenge for her program with the "Be the Change" theme for this season. Reflecting on her career as she prepared for enshrinement into the Naismith Memorial Basketball Hall of Fame and traveling in Africa this summer, she discovered she wanted her team to embrace the importance of focusing on others. In Africa especially, she noted the significant impact even small acts can have on the world around her.

To that end, Staley has challenged her program and everyone who supports it to commit 50,000 random acts of kindness this season. The program has set up Twitter (@SC_WBB_RaOK) and Facebook (SC Women's Basketball Random Acts of Kindness) accounts to help keep track of everyone's contributions. Fans are encouraged to submit their acts to those accounts.

Intro Video Vibe

South Carolina's intro video features voices familiar to the Gamecock faithful as redshirt sophomore Tina Roy and sophomore Khadijah Sessions collaborated for the second-straight year on the song that sets up the Gamecocks' starting lineup. It is the third season that Roy has written a song that reflects the team, the program and its goals. After the first year's song was more just for the team, South Carolina head coach Dawn Staley encouraged Roy to create one to share center stage at home games in 2012-13, which she did with support and "beats" from her first-year teammate Sessions. It was such a hit with fans and spark for the team that the duo did it again this season.

Scoring Differentials

Largest lead in a win	by 70 (99-29), 2nd-0:49 vs. Charleston Southern, 11/8/13
Largest deficit overcome to win	by 9 (0-9), 1st-17:33 vs. College of Charleston, 11/14/13
Largest lead given up in a loss	by 4 (10-6), 1st-14:55 vs. North Carolina, 12/18/13
Largest deficit in a loss	by 13 (33-46), 2nd-16:02 vs. North Carolina, 12/18/13

Team Specialty Stats

South Carolina/Opponent

	Pts. in Paint	Pts. Off TOs	2nd Chance Pts	Fast Break Pts
11/8 CSU	70/6	40/5	23/6	32/4
11/10 LA Tech	38/18	13/12	19/8	20/8
11/14 CofC	28/18	8/9	23/10	6/5
11/17 SHU	34/30	11/8	9/10	20/6
11/20 at Clemson	40/10	13/10	21/4	12/2
11/23 at SDSU	30/26	33/11	14/1	12/2
11/25 at USC	42/28	20/19	13/6	8/10
12/2 NCCU	40/6	19/3	8/10	22/2
12/8 at Char.	44/30	19/2	14/4	6/5
12/18 vs. UNC	36/44	30/16	13/18	0/2
12/20 Winthrop	28/24	16/25	10/9	4/15
12/22 SC St.	34/12	23/13	18/4	12/8
12/28 Sav. St.	34/18	28/8	9/8	15/4
1/2 at Ark.	30/18	10/27	10/14	4/4
1/5 Vandy				
1/9 Kentucky				
1/12 at Auburn				
1/16 at TAMU				
1/19 Alabama				
1/26 at Vandy				
1/30 Ole Miss				
2/2 Mizzou				
2/6 at Miss. St.				
2/9 Arkansas				
2/16 at LSU				
2/20 at Kentucky				
2/23 Florida				
2/28 Georgia				
3/2 at Tenn.				

Starters vs. Bench Points

	SC Starters	Opp. Starters	SC Bench	Opp. Bench
11/8 CSU	58	19	41	10
11/10 LA Tech	47	29	21	16
11/14 CofC	53	26	28	28
11/17 SHU	71	52	17	15
11/20 at Clemson	55	30	13	13
11/23 at SDSU	58	35	30	16
11/25 at USC	51	37	19	13
12/2 NCCU	57	16	32	11
12/8 at Char.	59	40	17	21
12/18 vs. UNC	62	63	4	11
12/20 Winthrop	60	51	7	10
12/22 SC St.	32	14	38	12
12/28 Sav. St.	55	10	27	30
1/2 at Ark.	43	42	12	9
1/5 Vandy				
1/9 Kentucky				
1/12 at Auburn				
1/16 at TAMU				
1/19 Alabama				
1/26 at Vandy				
1/30 Ole Miss				
2/2 Mizzou				
2/6 at Miss. St.				
2/9 Arkansas				
2/16 at LSU				
2/20 at Kentucky				
2/23 Florida				
2/28 Georgia				
3/2 at Tenn.				

Drive for 5

The Gamecocks launched their "Drive for 5" women's basketball ticket campaign this season. Inspired by head coach Dawn Staley's jersey number during her Naismith Hall of Fame playing career, the campaign looks to bring at least 5,000 fans to every Gamecock women's basketball game. The Gamecocks were well on their way early in the season, surpassing 4,000 season tickets issued for the season for the first time in the Staley era.

The Gamecocks are currently averaging 4,997 fans per home game this season, a number that ranks them third in the SEC.

Watching the Gamecocks

South Carolina will play a total of 14 regular-season games on television in 2013-14. Four non-conference home games – College of Charleston (Nov. 14), NC Central (Dec. 2), SC State (Dec. 22) and Savannah State (Dec. 29) – aired on Fox Sports South and Fox Sports Carolinas in addition to the Gamecocks' game at Southern Cal airing on the Pac-12 Networks. SEC play includes four national and five regional broadcasts during league play. The Gamecocks will play twice on ESPN2 – at Vanderbilt (Jan. 26) and at LSU (Feb. 16) – and twice on ESPNU – vs. Vanderbilt (Jan. 5) and at Tennessee (Mar. 2). Other televised games are at Auburn (Jan. 12, SportSouth), at Texas A&M (FSSW) vs. Arkansas (Feb. 9, SECTV), at Kentucky (FSN) and vs. Florida (Feb. 23, SportSouth).

Future Faces of the Gamecocks

South Carolina head coach Dawn Staley is the process of reeling in what would be one of the most significant recruiting classes in program history. The class currently includes four future Gamecocks, including the No. 7, No. 32 and No. 44 rated players, according to ESPN. The group gives South Carolina the fourth-best signing class in the nation, according to ESPN, trailing just UCLA (five signees), Duke (4) and Connecticut (4).

Bianca Cuevas (5-6/Guard/Bronx, N.Y./Nazareth Regional) – Rated as eighth-best point guard and No. 44 player overall in Class of 2014 by ESPN ... Helped high school team to consecutive state titles ... Earned all-state honors three times ... Averaged 17.1 points, 2.0 assists and 3.8 steals as a junior.

Doniyah Cliney (6-0/Guard/Newark, N.J./Malcolm X Shabazz) – Rated as high as No. 13 guard in Class of 2014 by ProspectNation.com ... Helped high school team to 33-1 record and the Group 2 State Championship as a junior ... Averaged 10.3 points and 1.3 assists last season ... Named honorable mention all-state ... Solid defender.

Kaydra Duckett (5-10/Guard/Columbia, S.C./Dreher) – Ranked No. 32 overall and No. 6 guard in Class of 2014 by ESPN ... Earned five-star status from ESPN ... Named all-state the last two seasons ... Named MVP at 2012 state tournament (sophomore) after guiding team to 3A state title ... Averaged 17.5 points, 2.3 assists and 3.4 steals as a junior.

Jatarie White (6-4/Post/Charlotte, N.C./Providence Day) – Ranked No. 7 overall and No. 1 post in Class of 2014 by ESPN ... Earned five-star status from ESPN ... Tabbed preseason All-America by The Sporting News this season ... Named Gatorade North Carolina Player of the Year in 2013 and is a three-time all-state selection ... Part of the last three of Providence Day's four straight state championships ... Averaged 19 points, 11 rebounds, three blocks and two steals as a junior ... Helped USA Basketball bring home the gold medal at the 2011 FIBA Americas U16 Championships, averaging 9.8 points and 6.8 rebounds at the event ... Is a former high school teammate of current Gamecock Tiffany Mitchell.

South Carolina's Record When...

	SEC Only	All
Record.....	1-0	13-1
Playing a ranked opponent.....	0-0	0-1
Playing at home	0-0	8-0
Playing on the road	1-0	5-0
Playing at neutral site	0-0	0-1
Leading at half	1-0	13-0
Trailing at half	0-0	0-1
Tied at half	0-0	0-0
Playing an overtime game	0-0	0-0
0 players score in double-figures	0-0	0-0
1 player scores in double-figures	0-0	1-0
2 players score in double-figures	0-0	0-0
3 players score in double-figures	1-0	3-1
4 players score in double-figures	0-0	6-0
5 players score in double-figures	0-0	3-0
Starters out-score opponent's starters	1-0	13-0
Opponent's starters score equal/more	0-0	0-1
Bench out-scores opponent's bench	1-0	8-0
Opponent's bench scores equal/more.....	0-0	5-1
Shooting 50% or better	0-0	7-0
Shooting between 40-49%	1-0	5-1
Shooting between 30-39%	0-0	1-0
Shooting less than 30%	0-0	0-0
Opponent shoots 50% or better	0-0	0-0
Opponent shoots between 40-49%	0-0	3-1
Opponent shoots between 30-39%	0-0	4-0
Opponent shoots less than 30%	1-0	6-0
Shooting better than opponent.....	1-0	13-0
Shooting worse than/equal to opponent	0-0	0-1
Having more FTs made than opponent	1-0	12-1
Having equal/less FTs made than opponent	0-0	1-0
Out-rebounding opponent.....	1-0	12-0
Having equal/less rebounds than opponent	0-0	1-1
Having more TOs than opponent	1-0	3-0
Having equal or less TOs than opponent.....	0-0	10-1
Attempting more FT than 3FG.....	1-0	12-1
Attempting equal/less FT than 3FG	0-0	1-0
Making 5 or more 3FGs.....	0-0	6-0
Making less than 5 3FGs.....	1-0	7-1
Making no 3 FGs.....	0-0	0-0
Attempting 15 or more 3FGs.....	0-0	6-0
Attempting less than 15 3FGs	1-0	7-1

	SEC Only	All
No South Carolina players foul out	1-0	11-1
One or more SC players foul out.....	0-0	2-0
Having 10 or more assists.....	1-0	13-0
Having less than 10 assists.....	0-0	0-1
Scoring more pts. in paint than opponent	1-0	13-0
Scoring equal/less pts. in paint than opp.	0-0	0-1
Scoring more pts. off TOs than opponent	0-0	10-1
Scoring equal/less pts. off TOs than opp.	1-0	3-0
Scoring more 2nd-chance pts.	0-0	10-0
Scoring equal/less 2nd-chance pts.....	1-0	3-1
Scoring more fast break pts.....	0-0	10-0
Scoring equal/less fast break pts.....	1-0	3-1
Wearing white uniforms	0-0	8-0
Wearing black uniforms	1-0	5-0
Wearing garnet uniforms.....	0-0	0-1
Playing in tournaments/classics	0-0	0-1
Playing on live television	0-0	6-0
Playing in November.....	0-0	7-0
Playing in December	0-0	5-1
Playing in January	1-0	1-0
Playing in February	0-0	0-0
Playing in March.....	0-0	0-0
Playing during the day.....	0-0	7-0
Playing at night	1-0	6-1
Playing on Sunday.....	0-0	4-0
Playing on Monday.....	0-0	2-0
Playing on Tuesday.....	0-0	0-0
Playing on Wednesday.....	0-0	1-1
Playing on Thursday.....	1-0	2-0
Playing on Friday	0-0	2-0
Playing on Saturday.....	0-0	2-0
Margin is 5 pts. or less.....	1-0	1-0
Margin is between 6-10.....	0-0	1-1
Margin is between 11-20.....	0-0	2-0
Margin is more than 20.....	0-0	9-0
Having a 20-pt. scorer.....	0-0	5-1
Having a 30-pt. scorer.....	0-0	0-0
Scoring 49 points or less.....	0-0	0-0
Scoring 50-59 points	1-0	1-0
Scoring 60-69 points.....	0-0	3-1
Scoring 70-79 points.....	0-0	4-0
Scoring 80-89 points.....	0-0	4-0
Scoring 90-99 points.....	0-0	1-0

2013-14 Team High / Low

South Carolina Highs	South Carolina Lows	Category	Opponent Lows	Opponent Highs
99 vs. Charleston Southern, 11/8	55 at Arkansas, 1/2	Points in Game	25, NC Central, 12/2	74, vs. North Carolina, 12/18
52 (1st) vs. Chas. Southern, 11/8	27 (2nd) at Arkansas, 1/2 27 (1st) vs. North Carolina, 12/18 27 (1st) at Clemson, 11/20	Points in Half	12 (1st), SC State, 12/22 12 (2nd), NC Central, 12/2	39 (1st), vs. N. Carolina, 12/18 39 (1st), Seton Hall, 11/17
39 vs. Charleston Southern, 11/8	21 at Arkansas, 1/2	Field Goals Made	8, NC Central, 12/2	28, vs. North Carolina, 12/18
66 vs. C. of Charleston, 11/14	47 vs. Savannah State, 12/28	Field Goal Attempts	48, at San Diego St., 11/23 48, at Clemson, 11/20	69, at Arkansas, 1/2
.609 (39-64) vs. Chas. Sthrn., 11/8	.379 (25-66) vs. CofC, 11/14	FG Percentage	.160 (8-50), NC Central, 12/2	.459 (28-61), vs. UNC, 12/18
9 at San Diego St., 11/23	1 at Arkansas, 1/2	3-Point FG Made	1, NC Central, 12/2	6, Seton Hall, 11/17
9 vs. C. of Charleston, 11/14	1 vs. North Carolina, 12/18 1 at Charlotte, 12/8		1, at Southern Cal, 11/25 1, at San Diego St., 11/23	
28 vs. C. of Charleston, 11/14	5 at Arkansas, 1/2	3-Point FG Attempts	7 at Clemson, 11/20 7, LA Tech, 11/10	23, Charleston Southern, 11/8
.667 (4-6) vs. Savannah St., 12/28	.091 (1-11) vs. UNC, 12/18	3-Point FG Percentage	.071 (1-14), NC Central, 12/2	.571 (4-7), LA Tech, 11/10
30 vs. Savannah State, 12/28	8 vs. LA Tech, 11/10	Free Throws Made	0, SC State, 12/22	14, vs. North Carolina, 12/18
30 vs. Seton Hall, 11/17				
48 vs. Savannah State, 12/28	22 vs. LA Tech, 11/10	Free Throw Attempts	2, SC State, 12/22	19, at Clemson, 11/20
.769 (20-26) at Sthrn. Cal, 11/25	.364 (8-22) vs. LA Tech, 11/10	FT Percentage	.000 (0-2), SC State, 12/22	.900 (9-10), Winthrop, 12/20
62 vs. C. of Charleston, 11/14	30 at San Diego St., 11/23	Rebounds	21, SC State, 12/22	43, vs. North Carolina, 12/18
25 vs. Charleston Southern, 11/8	6 vs. North Carolina, 12/18	Assists	4, Seton Hall, 11/17	13, Winthrop, 12/20
17 vs. Charleston Southern, 11/8	4 at Arkansas, 1/2 4 vs. Winthrop, 12/20	Steals	3, NC Central, 12/2	11, at Arkansas, 1/2
12 vs. Charleston Southern, 11/8	3 at Southern Cal, 11/25	Blocked Shots	0, at Charlotte, 12/8	6, at Arkansas, 1/2
21 at Arkansas, 1/2	7 vs. NC Central, 12/2	Turnovers	8, Seton Hall, 11/17	25, at San Diego St., 11/23 25, Charleston Southern, 11/8
19 at Arkansas, 1/2	1 vs. SC State, 12/22	Fouls	13, NC Central, 12/2	31, Savannah State, 12/28

2013-14 Individual Superlatives

Category	South Carolina	Opponent
Points in Game	23 by Alaina Coates vs. SC State, 12/22 23 by Aleighsa Welch vs. North Carolina, 12/18	24 by Tabatha Richardson-Smith, Seton Hall, 11/17
Points in Half	18 (2nd) by Aleighsa Welch at Charlotte, 12/8	15 (2nd) by Erica Williams, Winthrop, 12/20 15 (1st) by Tabatha Richardson-Smith, Seton Hall, 11/17
Field Goals Made	9 by Alaina Coates vs. Charleston Southern, 11/8	9 by Stephanie Mavunga, vs. North Carolina, 12/18
Field Goal Attempts	14 by Elem Ibiam at Charlotte, 12/8 14 by Alaina Coates vs. Charleston Southern, 11/8	22 by Ka-Deidre Simmons, Seton Hall, 11/17
FG Percentage	1.000 (7-7) by Alaina Coates vs. SC State, 12/22 1.000 (7-7) by Elem Ibiam vs. Charleston Southern, 11/8	.636 (7-11) by Erimma Amarikwa, at San Diego St., 11/23
3-Point FG Made	4 by Tiffany Mitchell vs. Winthrop, 12/20 4 by Asia Dozier at San Diego St., 11/23 4 by Asia Dozier vs. C. of Charleston, 11/14	5 by Tabatha Richardson-Smith, Seton Hall, 11/17
3-Point FG Attempts	10 by Asia Dozier, at San Diego St., 11/23	9 by Jessica Jackson, at Arkansas, 1/2
3-Point FG Percentage	.800 (4-5) by Tiffany Mitchell vs. Winthrop, 12/20	.833 (5-6) by Tabatha Richardson-Smith, Seton Hall, 11/17
Free Throws Made	12 by Tiffany Mitchell vs. Savannah State, 12/28	8 by Raquel Davis, NC Central, 12/2
Free Throw Attempts	16 by Tiffany Mitchell vs. Savannah State, 12/28	10 by Rquel Davis, NC Central, 12/2
FT Percentage	1.000 (9-9) by Alaina Coates vs. SC State, 12/22	1.000 (4-4) by Dequesha McClanahan, Winthrop, 12/20 1.000 (4-4) by Ariya Crook, at Southern Cal, 11/25
Rebounds	17 by Aleighsa Welch vs. C. of Charleston, 11/14	12 by Jhasmin Bowen, at Arkansas, 1/2 12 by Stephanie Mavunga, vs. North Carolina, 12/18
Assists	8 by Tiffany Mitchell at San Diego St., 11/23	8 by Dequesha McClanahan, Winthrop, 12/20
Steals	5 by Tiffany Mitchell vs. Savannah State, 12/28 5 by Tiffany Mitchell at Southern Cal, 11/25 5 by Tiffany Mitchell vs. Charleston Southern, 11/8	4 by Deajanae Scurry, at San Diego St., 11/23 4 by Whitney Frazier, La Tech, 11/10
Blocked Shots	5 by Alaina Coates at Arkansas, 1/2 5 by Elem Ibiam vs. Charleston Southern, 11/8	4 by Monique Maximilien, Charleston Southern, 11/8
Turnovers	7 by Asia Dozier at Arkansas, 1/2	7 by Kourtney Williams, SC State, 12/22 7 by Ahjalee Harvey, at San Diego St., 11/23
Minutes Played	40 by Asia Dozier at Arkansas, 1/2	40 by Calli Berna, at Arkansas, 1/2 40 by Erica Williams, Winthrop, 12/20 40 by Ny Hammond, at Charlotte, 12/8 40 by Jillian Brown, College of Charleston, 11/14

Staley Era Team Records

Italics indicates set in 2013-14

Scoring

Most	Points
1. vs. Charleston Southern, 11/8/13	99
2. at Clemson, 11/19/09	92
3. at San Diego State, 11/23/13	88
vs. Seton Hall, 11/17/13	88
5. vs. North Carolina, 12/20/09	85

Fewest	Points
1. at Stanford, 11/26/10	32
2. vs. Georgia, 3/4/11	34
3. vs. Mississippi State, 3/5/09	39
4. at Georgia, 1/13/13	40
5. at Mississippi State, 2/26/09	41

Fewest Allowed	Points
1. vs. South Carolina State, 12/14/11	21
2. vs. Presbyterian, 11/27/11	24
3. vs. SC State, 12/22/13	26
4. vs. NC Central, 12/2/13	27
5. vs. Charleston Southern, 11/8/13	29

Most Allowed	Points
1. at Clemson, 11/19/09	94
2. vs. North Carolina, 12/20/09	93
3. vs. Xavier, 11/12/10	84
4. at Tennessee, 2/17/11 at Florida, 2/22/09	82

Margin of Outcome

Victory	Score	Margin
1. vs. Charleston Southern, 11/8/13	99-29	+70
2. vs. NC Central	79-27	+52
3. vs. SC State, 12/14/11	66-21	+45
4. vs. SC State, 12/22/13	70-26	+44
5. vs. Savannah State, 12/28/13	82-40	+42

Defeat	Score	Margin
1. at Stanford, 11/26/10	32-70	-38
2. vs. Georgia, 3/4/11	34-66	-32
3. vs. Stanford, 12/19/08	47-78	-31
4. at Penn State, 11/21/10	48-78	-30
5. vs. Connecticut, 12/28/08	48-77	-29

Field Goals

Made	FGM
1. vs. Charleston Southern, 11/8/13	39
2. vs. North Carolina, 12/20/09 at Clemson, 11/19/09	34
4. vs. North Carolina, 12/18/11	33
5. vs. Eastern Michigan, 3/17/12	32

Attempts	FGA
1. vs. Penn State, 11/20/11	76
2. at Clemson, 11/19/09	74
3. vs. Tennessee, 1/20/11	73
4. vs. Kansas, 3/25/13	72
5. vs. NC State, 12/13/09	71

Highest Percentage (Min. 40 FGA)	FGM-A	Pct
1. vs. Charleston Southern, 11/8/13	39-64	.609
2. at Alabama, 1/10/10	31-52	.596
3. vs. NC Central, 12/2/13	31-53	.585
4. vs. Seton Hall, 11/17/13	26-45	.578
5. at Kentucky, 2/14/13	28-50	.560

Lowest Percentage (Min. 40 FGA)	FGM-A	Pct
1. at Stanford, 11/26/10	12-55	.218
2. vs. Georgia, 3/4/11	12-52	.231
3. at Florida, 1/20/13	15-64	.234
4. at Kentucky, 2/5/09	13-55	.236
5. at Georgia, 1/2/11	13-54	.241

Lowest Percentage Allowed	FGM-A	Pct
1. vs. South Carolina State, 12/14/11	6-48	.125
2. vs. NC Central, 12/2/13	8-50	.160
3. vs. Charleston Southern, 11/8/13	10-54	.185
4. vs. Hampton, 11/22/12	11-57	.193
5. vs. Furman, 12/9/12 vs. Clemson, 11/18/12	11-46	.239

Highest Percentage Allowed	FGM-A	Pct
1. vs. Connecticut, 12/28/08 vs. Florida, 1/9/11	35-62	.565
3. vs. Xavier, 11/12/10	34-61	.557
4. at Kentucky, 1/13/11	30-55	.545
5. vs. Vanderbilt, 2/27/11	27-50	.540

3-Point Field Goals

Made	3FGM
1. at San Diego State, 11/23/13	9
vs. College of Charleston, 11/14/13	9
vs. Savannah State, 11/15/12	9
at Arkansas, 2/6/11	9
at Ole Miss, 1/16/11	9
vs. North Carolina, 12/18/11	9
vs. Ole Miss, 1/26/12	9

Attempts	3FGA
1. vs. Penn State, 11/20/11	29
2. vs. College of Charleston, 11/14/13 vs. North Carolina, 12/19/10	28
4. vs. Savannah State, 11/15/12 at Ole Miss, 1/16/11	25

Percentage (Min. 5 3FGA)	3FGM-A	Pct
1. vs. Savannah State, 12/28/13	4-6	.667
vs. Western Carolina, 12/29/12	6-9	.667
at Alabama, 1/10/10	8-12	.667
vs. Charlotte, 12/21/08	8-12	.667
5. vs. Florida, 2/12/12	8-13	.615

Free Throws

Made	FTM
1. at Mississippi State, 1/6/13	32
2. vs. Savannah State, 12/28/13 vs. Seton Hall, 11/17/13	30
4. vs. SC State, 12/21/12	27
5. at Ole Miss, 1/22/09	26

Attempts	FTA
1. at Mississippi State, 1/6/13	50
2. vs. Savannah State, 12/28/13	48
3. vs. Seton Hall, 11/17/13 vs. SC State, 12/21/12	44
5. vs. College of Charleston, 11/14/13	42

Percentage (Min. 10 FTA)	FTM-A	Pct
1. vs. Auburn, 1/2/09	23-26	.885
2. vs. San Diego State, 11/28/09	14-16	.875
3. at Tennessee, 1/7/10	10-12	.833
4. at Auburn, 2/4/10	9-11	.818
5. vs. Davidson, 11/24/08	13-16	.813

Rebounding

Total	Rebs
1. vs. College of Charleston, 11/14/13	62
2. at Florida, 1/20/13	59
3. vs. Hampton, 11/22/12	57
4. at Alabama, 2/7/13 vs. Elon, 11/9/12 vs. Brown, 12/29/09	53

Offensive	ORebs
1. vs. Elon, 11/9/12	29
2. vs. College of Charleston, 11/23/11	27
3. vs. Kansas, 3/25/13 at Florida, 1/20/13	26
4. vs. Savannah State, 11/15/12 vs. Penn State, 11/20/11 at Penn State, 11/21/10	25

Defensive	DRebs
1. vs. College of Charleston, 11/14/13 vs. Hampton, 11/22/12	39
3. at Arkansas, 1/21/4	38
4. vs. Charlotte, 11/16/09	35
5. at Florida, 1/20/13 at Ole Miss, 1/22/09	33

Margin	Rebs	Margin
1. at Alabama, 2/7/13	53-24	+29
2. vs. SC State, 12/22/13 vs. Florida Gulf Coast, 11/23/12	47-21	+26
4. vs. Hampton, 11/22/12	46-20	+26
5. vs. College of Charleston, 11/14/13 vs. Savannah State, 11/15/12	57-32	+25
	62-38	+24
	50-26	+24

Assists

Game	Assists
1. vs. Charleston Southern, 11/8/13	25
2. at San Diego State, 11/23/13	24
3. vs. Eastern Michigan, 3/17/12	22
4. vs. NC Central, 12/2/13 at Louisiana Tech, 11/12/12	20
vs. Alabama, 2/15/09	20

Steals

Game	Steals
1. vs. Furman, 12/11/11	21
2. vs. Charleston Southern, 11/8/13	17
3. vs. NC State, 12/12/10 vs. USC Upstate, 12/16/08	16
5. vs. Furman, 12/9/12 vs. High Point, 12/2/09 vs. Davidson, 11/24/08	15

Blocked Shots

Game	Blocks
1. vs. Charleston Southern, 11/14/13	12
2. at Arkansas, 1/21/4 vs. Eastern Michigan, 3/17/12	11
vs. Furman, 12/11/11	11
5. vs. Seton Hall, 11/17/13 vs. Furman, 12/9/12 at NC State, 12/4/11 vs. Alabama A&M, 11/14/11	9

Turnovers

Fewest	TOs
1. at Tennessee, 2/2/12	4
2. at Missouri, 2/28/13 vs. Georgia, 3/2/12 vs. Ole Miss, 3/3/11	5
5. vs. Stanford, 12/19/12 at Louisiana Tech, 11/12/12 vs. Tennessee, 3/3/12	7

The Last Time ...

Individual

Scored 50 Points

South Carolina 51, Jocelyn Penn vs. Stetson, 1/4/03
Opponent Never

Scored 40 Points

South Carolina 51, Jocelyn Penn vs. Stetson, 1/4/03
Opponent 46, Cornelia Gayden, LSU, 1/14/95

Scored 30 Points

South Carolina 30, Ieasia Walker vs. Clemson, 11/18/10
Opponent 32, LaQueta Ferguson, Florida International, 11/25/07

Grabbed 20 Rebounds

South Carolina 25, Kelsey Bone vs. Boston University, 12/28/09
Opponent 24, Courtney Paris, Oklahoma, 12/30/07

Grabbed 15 Rebounds

South Carolina 17, Aleighsa Welch vs. College of Charleston, 11/14/13
Opponent 15, Kelsey Bone, Texas A&M, 2/10/13

Two Players with 20 or More Points

South Carolina La'Keisha Sutton 21/Markeshia Grant 20 vs. North Carolina, 12/18/11
Opponent Monica Engelmann 27/Angel Goodrich 20, Kansas, 3/25/13

Two Players with 10 or More Rebounds

South Carolina Alaina Coates 12/Tiffany Mitchell 11 at Arkansas, 1/2/14
Opponent Quistelle Williams 10/Berna Calli 10, Arkansas, 1/27/13

Had 10 Assists

South Carolina 10, Samone Kennedy at Florida, 2/24/08
Opponent 11, Marneshia Richard, Mississippi State, 1/21/07

Had Five Steals

South Carolina 5, Tiffany Mitchell vs. Savannah State, 12/28/13
Opponent 5, Sam Ramirez, Appalachian State, 3/16/11

Had Five Blocked Shots

South Carolina 5, Elem Ibiam vs. Charleston Southern, 11/8/13
Opponent 7, Isabelle Harrison, Tennessee, 1/3/13

Had a Double-Double

South Carolina Alaina Coates (17 pts/12 rebs) vs. Savannah State, 12/28/13
Opponent Stephanie Mavunga (20 pts/12 rebs), vs. North Carolina, 12/18/13

Two Players had a Double-Double

South Carolina Tiffany Mitchell (16 pts/11 rebs)/Alaina Coates (11 pts/12 rebs) at Arkansas, 1/2/14
Opponent Chiney Ogwumike (11 pts/10 rebs)/Nnemkadi Ogwumike (39 pts/10 rebs), Stanford, 3/24/12

Three Players had a Double-Double

South Carolina Ashley Bruner (16 pts/12 rebs)/Aleighsa Welch (16 pts/ 11 rebs)/Elem Ibiam (12 pts/10 rebs) vs. Kansas, 3/25/13
Opponent Merlakia Jones (26 pts/10 rebs)/Takilya Davis (19 pts/13 rebs)/DeLisha Milton (14 pts/15 rebs), at Florida, 2/20/94

Had a Triple-Double

South Carolina Iva Sliskovic (18 pts, 15 rebs, 10 assts) vs. High Point, 12/20/06
Opponent Never

Scored 100 Points

South Carolina 102 vs. North Carolina A&T, 3/21/08
Opponent 103, Clemson, 11/21/03

Won by 30 or More Points

South Carolina 82-40 (42) vs. Savannah State, 12/28/13
Opponent 66-34 (32), Georgia, 3/4/11

Shot 65% or Better from the Field

South Carolina .652 (45-69) vs. East Tennessee State, 12/19/00
Opponent Never

Shot 60% or Better from the Field

South Carolina .609 (39-64) vs. Charleston Southern, 11/8/13
Opponent .604 (29-48), Vanderbilt, 1/18/01

Shot 50% or Better from the Field

South Carolina .511 (24-47) vs. Savannah State, 12/28/13
Opponent .535 (23-43), Missouri, 2/28/13

No Players in Double-Figure Points

South Carolina at Auburn, 1/19/12
Opponent SC State, 12/22/13

Five Players in Double-Figure Points

South Carolina vs. Seton Hall, 11/17/13
Opponent Arkansas, 2/14/10

Faced AP Top-25 Opponent

Win 55-50 vs. No. 5 Kentucky, 1/24/13
Loss 66-74 vs. No. 14 North Carolina, 12/18/13

Faced AP Top-10 Opponent

Win 55-50 vs. No. 5 Kentucky, 1/24/13
Loss 78-74 at No. 7 Kentucky, 2/14/13

Faced AP Top-5 Opponent

Win 55-50 vs. No. 5 Kentucky, 1/24/13
Loss 49-53 vs. No. 1 Stanford, 12/19/12

Faced AP No. 1 Team

Win Never
Loss 49-53 vs. No. 1 Stanford, 12/19/12

Overtime Game

Win 58-55 vs. Drexel, 11/28/12
Loss 60-74 vs. Vanderbilt, 2/27/11

Double-Overtime Game

Win 92-91 at Florida State, 2/4/91
Loss 92-94 at Clemson, 11/19/09

South Carolina Was Ranked (AP Poll)

AP No. 1 Never
AP Top 10 No. 10, 12/16/13
AP Top 25 No. 13, 12/30/13

Team



ALAINA COATES

**6-4
Freshman
Center
Irmo, S.C.
Dutch Fork**

#41

Miscellaneous Stats

	Season	Career
Double-Double	4	4
20+ Points	3	3
10+ Points	9	9
10+ Rebounds	4	4
Tm-High Pts.	3	3
Tm-High Rebs.	7	7

- Has played in 14 games, including one start (LA Tech)
- Ranks among SEC's top 10 in blocks (5th) and rebounding (9th), coming in 49th in nation in blocks
- Has led the team in scoring three times (Charleston Southern, at San Diego St., SC State)
- Has led the team in rebounding seven times (LA Tech, Seton Hall, at San Diego St., at USC, NC Central, Savannah St., at Arkansas)
- Averaging 17.0 points, 9.7 rebounds and 3.7 blocks per game over last three outings, shooting 80.0 percent during the stretch
- Tied program's freshman single-game record with five blocks at Arkansas (Jan. 2) while posting second-straight double-double, including five defensive rebounds during crucial seven-minute stretch of second half to keep Razorbacks from putting together complete rally
- Recorded third double-double of season against Savannah State (Dec. 28), doing nearly all of it in the second half – 11 points and nine rebounds in final 20 minutes
- Posted only perfect shooting night by a freshman (minimum five attempts each in program history), hitting 7-of-7 from the field and 9-of-9 free throws against SC State (Dec. 22), with field goal performance tying for fourth in Colonial Life Arena history
- Hit 7-of-8 shots against NC Central (Dec. 2), tied for third-best single-game percentage by a freshman in program history
- Scored 17 of her career-high 21 points at San Diego State (Nov. 23) in the second half, including a personal 7-0 run late in the game
- Made 11 free throws at San Diego State (Nov. 23), second-most by a Gamecock freshman in school history while her 15 attempts tied the freshman record
- Named SEC Freshman of the Week (Nov. 18) after averaging a double-double in two games (CofC, Seton Hall)
- Swatted four blocks against Seton Hall (Nov. 17) to tie for fourth all-time among Gamecock freshmen
- Grabbed 14 rebounds against CofC (Nov. 14), 10 in the second half, to tie for third in school history among freshmen, one shy of the freshman school record

2013-14 Game-by-Game

Opponent	Date	GS	MIN	FG-A	3FG-A	FTA	Reb	PF	A	TO	B	S	TP
Chas. Sthrn.	11/08	17	9-14	0-0	2-2	4-3-7	2	1	1	2	1	20	
LA Tech	11/10	*	19	6-10	0-0	0-3	5-5-10	3	0	0	0	12	
CofC	11/14		13	3-6	0-0	5-9	5-9-14	2	0	1	3	11	
Seton Hall	11/17		19	4-5	0-0	2-6	3-5-8	3	1	0	4	10	
at Clemson	11/20		15	2-5	0-0	5-8	1-5-6	4	0	1	1	9	
at San Diego State	11/23		22	5-6	0-0	11-15	1-7-8	4	0	0	1	21	
at USC	11/25		17	4-7	0-0	0-1	1-8-9	4	0	2	0	8	
NC Central	12/02		22	7-8	0-0	1-2	2-5-7	3	1	1	2	15	
at Charlotte	12/08		12	0-4	0-0	2-2	2-2-4	0	0	0	2	2	
vs. N. Carolina	12/18		9	0-0	0-0	0-0	0-1-1	1	0	1	1	0	
Winthrop	12/20		8	1-2	0-0	1-2	3-0-3	1	0	4	1	3	
SC State	12/22		17	7-7	0-0	9-9	0-5-5	0	1	3	3	23	
Savannah St.	12/28		24	4-5	0-0	9-14	5-7-12	2	0	2	3	17	
at Arkansas*	01/02		26	5-8	0-0	1-2	2-10-12	3	0	2	5	0	11
Vanderbilt*	01/05												
Kentucky*	01/09												
at Auburn*	01/12												
at Texas A&M*	01/16												
Alabama*	01/19												
at Vanderbilt*	01/26												
Ole Miss*	01/30												
Missouri*	02/02												
at Miss. State*	02/06												
Arkansas*	02/09												
at LSU*	02/16												
at Kentucky*	02/20												
Florida*	02/23												
Georgia*	02/27												
at Tennessee*	03/02												

Career Highs – All Games

Pts 23 vs SC State, 12/22/13
 FG 9 vs. Chas. Southern, 11/8/13
 FGA..... 14 vs. Chas. Southern, 11/8/13
 FG %..... 1.00 (7-7) vs SC State, 12/22/13
 FT 11 at San Diego St., 11/23/13
 FTA..... 15 at San Diego St., 11/23/13
 FT %..... 1.00 (9-9), vs. SC State, 12/22/13
 Rebs..... 14 vs. CofC, 11/14/13
 Off Rebs..... 5, 3x, last vs. Sav. St., 12/28/13
 Def Rebs..... 10 at Arkansas, 1/2/14
 Blks 5 at Arkansas, 1/2/14
 Stls..... 2 at Clemson, 11/20/13
 Assts..... 1, 4x, last vs SC State, 12/22/13
 Min..... 26 at Arkansas, 1/2/14

Season Highs – All Games

Pts 23 vs. SC State, 12/22
 FG 9 vs. Charleston Southern, 11/8
 FGA..... 14 vs. Chas. Southern, 11/8
 FG %..... 1.00 (7-7) vs SC State, 12/22
 FT 11 at San Diego St., 11/23
 FTA..... 15 at San Diego St., 11/23
 FT % 1.00 (9-9), vs. SC State, 12/22
 Rebs..... 14 vs. C. of Charleston, 11/14
 Off Rebs 5, 3x, last vs. Sav. St., 12/28
 Def Rebs..... 10 at Arkansas, 1/2
 Blks 5 at Arkansas, 1/2
 Stls..... 2 at Clemson, 11/20
 Assts..... 1, 4x, last vs. SC State, 12/22
 Min..... 26 at Arkansas, 1/2

Career – SEC Games

Pts 11 at Arkansas, 1/2/14
 FG 5 at Arkansas, 1/2/14
 FGA..... 8 at Arkansas, 1/2/14
 FG %..... .625 (5-8), at Arkansas, 1/2/14
 FT 1 at Arkansas, 1/2/14
 FTA..... 2 at Arkansas, 1/2/14
 FT %..... .500 (1-2), at Arkansas, 1/2/14
 Rebs..... 12 at Arkansas, 1/2/14
 Off Rebs 2 at Arkansas, 1/2/14
 Def Rebs..... 10 at Arkansas, 1/2/14
 Blks 5 at Arkansas, 1/2/14
 Stls.....
 Assts
 Min..... 26 at Arkansas, 1/2/14

Season Highs – SEC Games

Pts 11 at Arkansas, 1/2
 FG 5 at Arkansas, 1/2
 FGA..... 8 at Arkansas, 1/2
 FG %..... .625 (5-8), at Arkansas, 1/2
 FT 1 at Arkansas, 1/2
 FTA..... 2 at Arkansas, 1/2
 FT %500 (1-2), at Arkansas, 1/2
 Rebs..... 12 at Arkansas, 1/2
 Off Rebs 2 at Arkansas, 1/2
 Def Rebs..... 10 at Arkansas, 1/2
 Blks 5 at Arkansas, 1/2
 Stls.....
 Assts
 Min..... 26 at Arkansas, 1/2

Career Stats at South Carolina

Year	GP	GS	Min	Avg	FG	FGA	Pct	3FG	FGA	Pct	FT	FTA	Pct	Off	Def	Tot	Avg	PF	FO	A	TO	Blk	Stl	Pts	Avg
2013-14	14	1	240	17.1	57	87	.655	0	0	—	48	75	.640	34	72	106	7.5	32	0	4	18	28	6	162	11.6



TIFFANY DAVIS

5-7
R-Freshman
Guard
Houston, Texas
Westbury Christian

#15

Miscellaneous Stats

	Season	Career
Double-Double	0	0
10+ Points	0	0
5+ Assists	0	0
5+ Steals	0	1
Tm-High Pts.	0	0
Tm-High Assts.	0	0

- Has played in 12 games, including four starts
- Grabbed a career-high six rebounds at Arkansas (Jan. 2)
- Scored a career-high eight in her third start of the season against Savannah State (Dec. 28), including a perfect shooting night highlighted by a pair of 3s
- Posted her most productive start against SC State (Dec. 22), scoring six points and matching career high with three assists
- Drew first career start against Winthrop (Dec. 20), taking over point guard duties from the injured Khadijah Sessions
- Returned to action at Charlotte (Dec. 8) after recovering from shoulder injury, playing a steady eight minutes
- Matched her career high with three assists in just three minutes at San Diego State (Nov. 23) before a first-half shoulder injury ended her game
- Scored a career-high seven points against College of Charleston (Nov. 14), hitting 2-of-4 from the field, including a 3-pointer, while dishing out three assists
- Returned from knee surgery last season to score five points on 2-of-3 shooting in the season opener against Charleston Southern (Nov. 8)

2013-14 Game-by-Game

Opponent	Date	GS	MIN	FG-A	3FG-A	FTA	Reb	PF	A	TO	B	S	TP
Chas. Sthrn.	11/08		16	2-3	0-0	1-3	1-1-2	1	1	2	1	0	5
LA Tech	11/10		10	1-4	1-4	0-0	1-1-2	0	1	2	0	1	3
CofC	11/14		19	2-4	1-2	2-2	0-1-1	0	3	2	0	1	7
Seton Hall	11/17		5	0-0	0-0	0-0	0-1-1	0	0	1	0	0	0
at Clemson	11/20		10	0-0	0-0	0-0	0-0-0	0	1	0	0	0	0
at San Diego State	11/23		3	0-1	0-0	0-0	0-0-0	0	3	0	0	0	0
at USC	11/25												
NC Central	12/02												
at Charlotte	12/08		8	0-0	0-0	0-0	0-0-0	1	0	1	0	0	0
vs. N. Carolina	12/18		7	0-1	0-0	0-0	0-0-0	0	0	0	0	0	0
Winthrop	12/20	*	26	1-5	1-5	0-0	0-4-4	2	2	6	0	1	3
SC State	12/22	*	15	2-6	2-2	0-0	0-1-1	0	3	3	0	1	6
Savannah St.	12/28	*	22	3-3	2-2	0-2	0-1-1	1	0	1	0	0	8
at Arkansas*	01/02	*	30	1-4	0-1	1-2	0-6-6	3	1	6	0	0	3
Vanderbilt*	01/05												
Kentucky*	01/09												
at Auburn*	01/12												
at Texas A&M*	01/16												
Alabama*	01/19												
at Vanderbilt*	01/26												
Ole Miss*	01/30												
Missouri*	02/02												
at Miss. State*	02/06												
Arkansas*	02/09												
at LSU*	02/16												
at Kentucky*	02/20												
Florida*	02/23												
Georgia*	02/27												
at Tennessee*	03/02												

Career Highs – All Games

Pts 8 vs. Savannah St., 12/28/13
FG 3 vs. Savannah State, 12/28/13
FGA 6 vs. SC State, 12/22/13
FG % ... 1.00 (3-3) vs. Savannah St., 12/28/13
3FG 2, 2x, last vs. Sav. St., 12/28/13
3FGA 5 vs. Winthrop, 12/20/13
3FG % 1.00 (2-2), 2x, last vs. Savannah St., 12/28/13
FT 2, 2x, last vs. CofC, 11/14/13
FTA 3 vs. Chas. Southern, 11/8/13
FT % 1.00 (2-2), 2x, last vs. CofC, 11/14/13
Rebs 6 at Arkansas, 1/2/14
Off Rebs 4 vs. Winthrop 12/20/13
Def Rebs 6 at Arkansas, 1/2/14
Stls 5 vs. Elon, 11/9/12
Assts 3, 4x, last vs. SC State, 12/22/13
Min 30 at Arkansas, 1/2/14

Season Highs – All Games

Pts 8 vs. Savannah St., 12/28
FG 3 vs. Savannah State, 12/28
FGA 6 vs. SC State, 12/22
FG % . 1.00 (3-3) vs. Savannah St., 12/28
3FG 2, 2x, last vs. Sav. St., 12/28
3FGA 5 vs. Winthrop, 12/20
3FG % 1.00 (2-2), 2x, last vs. Savannah St., 12/28
FT 2, 2x, last vs. CofC, 11/14
FTA 3 vs. Chas. Southern, 11/8
FT % 1.00 (2-2), 2x, last vs. CofC, 11/14
Rebs 6 at Arkansas, 1/2
Off Rebs 4 vs. Winthrop 12/20
Def Rebs 6 at Arkansas, 1/2
Stls 1, 4x, last vs. SC State, 12/22
Assts 3, 3x, last vs. SC State, 12/22
Min 30 at Arkansas, 1/2

Career – SEC Games

Pts 3 at Arkansas, 1/2/14
FG 1 at Arkansas, 1/2/14
FGA 4 at Arkansas, 1/2/14
FG % .. .250 (1-4), at Arkansas, 1/2/14
3FG
3FGA 1 at Arkansas, 1/2/14
3FG %
FT 1 at Arkansas, 1/2/14
FTA 2 at Arkansas, 1/2/14
FT % .. .500 (1-2), at Arkansas, 1/2/14
Rebs 6 at Arkansas, 1/2/14
Off Rebs
Def Rebs 6 at Arkansas, 1/2/14
Stls
Assts 1 at Arkansas, 1/2/14
Min 30 at Arkansas, 1/2/14

Season Highs – SEC Games

Pts 3 at Arkansas, 1/2
FG 1 at Arkansas, 1/2/14
FGA 4 at Arkansas, 1/2/14
FG % .. .250 (1-4), at Arkansas, 1/2/14
3FG
3FGA 1 at Arkansas, 1/2/14
3FG %
FT 1 at Arkansas, 1/2
FTA 2 at Arkansas, 1/2
FT %500 (1-2), at Arkansas, 1/2
Rebs 6 at Arkansas, 1/2
Off Rebs
Def Rebs 6 at Arkansas, 1/2
Stls
Assts 1 at Arkansas, 1/2
Min 30 at Arkansas, 1/2

Career Stats at South Carolina

Year	GP	GS	Min	Avg	FG	FGA	Pct	3FG	FGA	Pct	FT	FTA	Pct	Off	Def	Tot	Avg	PF	FO	A	TO	Blk	Stl	Pts	Avg
2012-13	3	0	40	13.3	4	8	.500	1	4	.250	3	4	.750	1	3	4	1.3	1	0	4	2	0	5	12	4.0
2013-14	12	4	171	14.3	12	31	.387	7	16	.438	4	9	.444	2	16	18	1.5	8	0	15	24	1	4	35	2.9
Career Totals	15	4	211	14.1	16	39	.410	8	20	.400	7	13	.538	3	19	22	1.4	10	0	19	26	1	9	47	3.1



ASIA DOZIER

6-0
Sophomore
Guard/Forward
Columbia, S.C.
Spring Valley

#31

Miscellaneous Stats

	Season	Career
Double-Double	0	0
10+ Points	5	7
10+ Rebounds	0	1
5+ Assists	3	4
Tm-High Pts.	1	1
Tm-High Assts.	2	3

- Has played in every game this season, starting 13
- Has led the team in scoring one time (CofC)
- Had led the team in assists two times (at Charlotte, at Arkansas)
- Played solid all-around game at Arkansas (Jan. 2), tying career high with five assists while logging just shy of the full 40 minutes
- Netted three 3s en route to 13 points and handed out five assists in 39 minutes, playing huge role in staving off second-half Winthrop (Dec. 20) rally
- Responded well to coming off the bench at Charlotte (Dec. 8), contributing in every category – 10 points, four assists, five rebounds, two steals in 32 minutes
- Scored all of her career-high 16 points at San Diego State (Nov. 23) in the first half, hitting 3-of-6 3s in her 17 minutes before halftime
- Posted a career-high 16 points against College of Charleston (Nov. 14) to lead the team in scoring for first time in her career

2013-14 Game-by-Game

Opponent	Date	GS	MIN	FG-A	3FG-A	FTA	Reb	PF	A	TO	B	S	TP
Chas. Sthrn.	11/08	*	17	1-3	0-0	2-2	2-1-3	1	5	1	1	2	4
LA Tech	11/10	*	21	3-5	1-1	0-0	0-1-1	1	0	3	0	0	7
CofC	11/14	*	25	6-12	4-8	0-0	0-2-2	1	3	1	0	0	16
Seton Hall	11/17	*	27	2-6	2-4	0-0	0-4-4	2	2	3	0	2	6
at Clemson	11/20	*	30	2-9	0-5	0-1	3-6-9	3	0	2	0	0	4
at San Diego State	11/23	*	28	5-13	4-10	2-2	3-0-3	2	0	2	0	2	16
at USC	11/25	*	25	1-4	0-1	2-2	0-2-2	1	2	3	0	0	4
NC Central	12/02	*	18	2-3	1-2	1-2	0-2-2	0	1	0	0	0	6
at Charlotte	12/08		32	4-7	0-1	2-3	2-3-5	1	4	5	1	2	10
vs. N. Carolina	12/18	*	21	1-3	0-2	1-2	1-2-3	4	1	2	0	0	3
Winthrop	12/20	*	39	4-9	3-7	2-4	0-2-2	1	5	2	0	0	13
SC State	12/22	*	20	1-5	1-4	1-2	0-0-4	0	3	1	0	1	4
Savannah St.	12/28	*	19	4-8	2-2	0-0	0-1-1	2	1	0	0	1	10
at Arkansas*	01/02	*	40	4-12	1-3	0-0	0-2-2	2	5	7	0	1	9
Vanderbilt*	01/05												
Kentucky*	01/09												
at Auburn*	01/12												
at Texas A&M*	01/16												
Alabama*	01/19												
at Vanderbilt*	01/26												
Ole Miss*	01/30												
Missouri*	02/02												
at Miss. State*	02/06												
Arkansas*	02/09												
at LSU*	02/16												
at Kentucky*	02/20												
Florida*	02/23												
Georgia*	02/27												
at Tennessee*	03/02												

Career Highs – All Games

Pts 16, 2x, last at San Diego St., 11/23/13
FG 6 vs. C. of Charleston, 11/14/13
FGA..... 13 at San Diego St., 11/23/13
FG %.. 1.00 (4-4) at Kentucky, 2/14/13
3FG.. 4, 2x, last at San Diego St., 11/23/13
3FGA..... 10 at San Diego St., 11/23/13
3FG %.... 1.00 (2-2), 2x, last vs. Savannah St., 12/28/13
FT..... 4 vs. Elon, 11/9/12
FTA..... 7 vs. Elon, 11/9/12
FT%.. 1.00 (2-2), 4x, last at USC, 11/25/13
Rebs..... 10 vs. Elon, 11/9/12
Off Rebs..... 4 vs. Elon, 11/9/12
Def Rebs.. 6, 2x, last at Clemson, 11/20/13
Blks..... 1, 6x, last at Charlotte, 12/8/13
Stls..... 2, 5x, last at Charlotte, 12/8/13
Assts..... 5, 4x, last at Arkansas, 1/2/14
Min..... 40 vs. Arkansas, 1/2/14

Season Highs – All Games

Pts .. 16, 2x, last at San Diego St., 11/23
FG..... 6 vs. C. of Charleston, 11/14
FGA..... 13 at San Diego St., 11/23
FG %... .600 (3-5) vs. LA Tech, 11/10
3FG.. 4, 2x, last at San Diego St., 11/23
3FGA..... 10 at San Diego St., 11/23
3FG %..... 1.00 (2-2) vs. Savannah St., 12/28
FT..... 2 vs. Winthrop, 12/20
FTA..... 4 vs Winthrop, 12/20
FT%.. 1.00 (2-2), 3x, last at USC, 11/25/13
Rebs..... 9 at Clemson, 11/20
Off Rebs.. 3, 2x, last at San Diego St., 11/23
Def Rebs..... 6 at Clemson, 11/20
Blks..... 1, 2x, last at Charlotte, 12/8
Stls..... 2, 4x, last at Charlotte, 12/8
Assts..... 5, 3x, last at Arkansas, 1/2
Min..... 40 vs. Arkansas, 1/2

Career – SEC Games

Pts 10 at Kentucky, 2/14/13
FG..... 4, 2x, last at Arkansas, 1/2/14
FGA..... 12 at Arkansas, 1/2/14
FG %.. 1.00 (4-4) at Kentucky, 2/14/13
3FG..... 2 at Kentucky, 2/14/13
3FGA..... 6 at Ole Miss, 2/17/13
3FG %... 1.00 (2-2) at Kentucky, 2/14/13
FT..... 1 at Mississippi State, 1/6/13
FTA..... 2 at Mississippi State, 1/6/13
FT %... .500 (1-2) at Miss. State, 1/6/13
Rebs..... 6 at Ole Miss, 2/17/13
Off Rebs..... 2 at Ole Miss, 2/17/13
Def Rebs.. 4, 2x, last at Ole Miss, 2/17/13
Blks..... 1 at Mississippi State, 1/6/13
Stls..... 1, 2x, last at Arkansas, 1/2/14
Assts..... 5 at Arkansas, 1/2/14
Min..... 40 vs. Arkansas, 1/2/14

Season Highs – SEC Games

Pts 9 at Arkansas, 1/2
FG..... 4 at Arkansas, 1/2
FGA..... 12 at Arkansas, 1/2
FG %..... .333 (4-12), at Arkansas, 1/2
3FG..... 1 at Arkansas, 1/2
3FGA..... 3 at Arkansas, 1/2
3FG %..... .333 (1-3), at Arkansas, 1/2
FT.....
FTA.....
FT %.....
Rebs..... 2 at Arkansas, 1/2
Off Rebs.....
Def Rebs..... 2 at Arkansas, 1/2
Blks.....
Stls..... 1 at Arkansas, 1/2
Assts..... 5 at Arkansas, 1/2
Min..... 40 vs. Arkansas, 1/2

Career Stats at South Carolina

Year	GP	GS	Min	Avg	FG	FGA	Pct	3FG	FGA	Pct	FT	FIA	Pct	Off	Def	Tot	Avg	PF	FO	A	TO	Blk	Stl	Pts	Avg
2012-13	31	0	398	12.8	28	134	.209	16	91	.176	11	24	.458	19	42	61	2.0	35	1	25	20	4	8	83	2.7
2013-14	14	13	362	25.9	40	99	.404	19	50	.380	13	20	.650	11	32	43	3.0	21	0	32	32	2	11	112	8.0
Career Totals	45	13	760	16.9	68	233	.292	35	141	.248	24	44	.545	30	74	104	2.3	56	1	57	52	6	19	195	4.3



INDIA FARMER

6-0
Freshman
Forward
North Myrtle Beach, S.C.
North Myrtle Beach

#0

Miscellaneous Stats

	Season	Career
Double-Double	0	0
10+ Points	0	0
10+ Rebounds	0	0
5+ Blocks	0	0
Tm-High Pts.	0	0
Tm-High Rebs.	0	0

- Has played in seven games
- Scored her first career points on a 3-pointer against NC Central (Dec. 2), also snagging three rebounds in her 11 minutes of play

2013-14 Game-by-Game

Opponent	Date	GS	MIN	FG-A	3FG-A	FTA	Reb	PF	A	TO	B	S	TP
Chas. Sthrn.	11/08	6	0-0	0-0	0-0	0-0-0	0	0	0	0	0	0	0
LA Tech	11/10	1	0-0	0-0	0-0	0-0-0	0	0	0	0	0	0	0
CofC	11/14	5	0-0	0-0	0-0	0-0-0	1	0	0	0	0	0	0
Seton Hall	11/17					— DNP (Coach's Decision)	—						
at Clemson	11/20	1	0-0	0-0	0-0	0-0-0	0	0	0	0	0	0	0
at San Diego State	11/23					— DNP (Coach's Decision)	—						
at USC	11/25					— DNP (Coach's Decision)	—						
NC Central	12/02	11	1-3	1-2	0-0	1-2-3	1	0	0	0	0	3	
at Charlotte	12/08					— DNP (Coach's Decision)	—						
vs. N. Carolina	12/18					— DNP (Coach's Decision)	—						
Winthrop	12/20					— DNP (Coach's Decision)	—						
SC State	12/22	5	0-2	0-0	0-0	1-0-1	0	0	0	0	0	0	0
Savannah St.	12/28	4	0-0	0-0	0-0	0-0-0	0	0	0	1	0	0	0
at Arkansas*	01/02					— DNP (Coach's Decision)	—						
Vanderbilt*	01/05												
Kentucky*	01/09												
at Auburn*	01/12												
at Texas A&M*	01/16												
Alabama*	01/19												
at Vanderbilt*	01/26												
Ole Miss*	01/30												
Missouri*	02/02												
at Miss. State*	02/06												
Arkansas*	02/09												
at LSU*	02/16												
at Kentucky*	02/20												
Florida*	02/23												
Georgia*	02/27												
at Tennessee*	03/02												

Career Highs – All Games

Pts 3 vs. NC Central, 12/2/13
 FG 1 vs. NC Central, 12/2/13
 FGA 3 vs. NC Central, 12/2/13
 FG %... .333 (1-3) vs. NCCU, 12/2/13
 3FG 1 vs. NC Central, 12/2/13
 3FGA 2 vs. NC Central, 12/2/13
 3FG % .500 (1-2) vs. NCCU, 12/2/13
 FT
 FTA
 FT %
 Rebs 3 vs. NC Central, 12/2/13
 Off Rebs 1, 2x, last vs. SC State, 12/22/13
 Def Rebs.... 2 vs. NC Central, 12/2/13
 Blks 1, vs. Savannah State, 12/28/13
 Stls
 Assts
 Min 11 vs. NC Central, 12/2/13

Season Highs – All Games

Pts 3 vs. NC Central, 12/2
 FG 1 vs. NC Central, 12/2
 FGA 3 vs. NC Central, 12/2
 FG %..... .333 (1-3) vs. NCCU, 12/2
 3FG 1 vs. NC Central, 12/2
 3FGA 2 vs. NC Central, 12/2
 3FG %500 (1-2) vs. NCCU, 12/2
 FT
 FTA
 FT %
 Rebs 3 vs. NC Central, 12/2/13
 Off Rebs 1, 2x, last vs. SC State, 12/22
 Def Rebs.... 2 vs. NC Central, 12/2/13
 Blks 1, vs. Savannah State, 12/28
 Stls
 Assts
 Min 11 vs. NC Central, 12/2/13

Career – SEC Games

Pts
 FG
 FGA
 FG %
 FT
 FTA
 FT %
 Rebs
 Off Rebs
 Def Rebs
 Blks
 Stls
 Assts
 Min

Season Highs – SEC Games

Pts
 FG
 FGA
 FG %
 FT
 FTA
 FT %
 Rebs
 Off Rebs
 Def Rebs
 Blks
 Stls
 Assts
 Min

Career Stats at South Carolina

Year	GP	GS	Min	Avg	FG	FGA	Pct	3FG	FGA	Pct	FT	FTA	Pct	Off	Def	Tot	Avg	PF	FO	A	TO	Blk	Stl	Pts	Avg
2013-14	7	0	33	4.7	1	5	.200	1	2	.500	0	0	—	2	2	4	0.57	2	0	0	0	1	0	3	0.4



OLIVIA GAINES

5-7
Junior
Guard
Chester, S.C.
Louisburg College (N.C.)

#2

Miscellaneous Stats

	Season	Career
Double-Double	0	0
10+ Points	0	0
10+ Rebounds	0	0
5+ Assists	1	1
Tm-High Pts.	0	0
Tm-High Assts.	1	1

- Has played in 12 games, adding great spark to defensive effort in recent outings
- Continued strong play late in non-conference slate with career-high seven points against Savannah State (Dec. 28), including four points and aggressive defense during key 17-5 run late in first half
- Delivered best game of her season against SC State (Dec. 22) with six points, four rebounds and two assists
- Provided great spark defensively in second half against #14/13 North Carolina (Dec. 18), helping key a 14-3 run that brought team within two points after trailing by 12 at the half
- Was solid in 18 minutes against NC Central (Dec. 2), hitting a pair of field goals, pulling down five rebounds and handing out four assists with just one turnover
- Made a statement in her debut with four points, five assists, four rebounds and three steals in 17 minutes against Charleston Southern (Nov. 8)

2013-14 Game-by-Game

Opponent	Date	GS	MIN	FG-A	3FG-A	FTA	Reb	PF	A	TO	B	S	TP
Chas. Sthrn.	11/08	17	2-3	0-0	0-0	2-2-4	0	5	1	1	3	4	
LA Tech	11/10	9	1-2	0-0	0-1	3-1-4	1	3	1	1	0	2	
CofC	11/14	11	0-1	0-0	2-2	0-1-1	1	0	1	0	1	2	
Seton Hall	11/17	5	0-0	0-0	0-1-1	2	1	0	0	0	0	0	
at Clemson	11/20					— DNP (Coach's Decision) —							
at San Diego State	11/23	5	0-0	0-0	1-2	1-0-1	0	1	0	0	1	1	
at USC	11/25					— DNP (Coach's Decision) —							
NC Central	12/02	18	2-3	0-1	0-0	1-4-5	1	4	1	0	1	4	
at Charlotte	12/08	4	0-0	0-0	0-0	0-1-1	1	0	0	0	0	0	
vs. N. Carolina	12/18	11	1-2	0-0	0-0	0-1-1	1	2	1	0	0	2	
Winthrop	12/20	13	0-1	0-0	2-2	0-1-1	3	1	0	0	0	2	
SC State	12/22	18	2-2	0-0	2-2	1-3-4	0	2	1	0	1	6	
Savannah St.	12/28	19	3-5	0-0	1-2	0-0-0	4	1	2	0	1	7	
at Arkansas*	01/02	12	0-1	0-0	1-2	0-1-1	0	1	0	0	1	1	
Vanderbilt*	01/05												
Kentucky*	01/09												
at Auburn*	01/12												
at Texas A&M*	01/16												
Alabama*	01/19												
at Vanderbilt*	01/26												
Ole Miss*	01/30												
Missouri*	02/02												
at Miss. State*	02/06												
Arkansas*	02/09												
at LSU*	02/16												
at Kentucky*	02/20												
Florida*	02/23												
Georgia*	02/27												
at Tennessee*	03/02												

Career Highs – All Games

Pts 7 vs. Savannah St., 12/28/13
 FG 3 vs. Savannah St., 12/28/13
 FGA 5 vs. Savannah St., 12/28/13
 FG % 1.00 (2-2), vs. SC State, 12/22/13
 3FG
 3FGA 1 vs. NC Central, 12/2/13
 3FG %
 FT 2, 3x, last vs. SC State, 12/22/13
 FTA 2, 6x, last, at Arkansas, 1/2/14
 FT % 1.00 (2-2), 3x, last vs. SC State, 12/22/13
 Rebs 5 vs. NC Central, 12/2/13
 Off Rebs 3 vs. La Tech, 11/10/13
 Def Rebs 4 vs. NC Central, 12/2/13
 Blks .. 1, 2x, last vs. LA Tech, 11/10/13
 Stls 3 vs. Chas. Southern, 11/8/13
 Assts 5 vs. Chas. Southern, 11/8/13
 Min 19, vs. Savannah St., 12/28/13

Career – SEC Games

Pts 1 at Arkansas, 1/2/14
 FG
 FGA 1 at Arkansas, 1/2/14
 FG %
 3FG
 3FGA
 3FG %
 FT 1 at Arkansas, 1/2/14
 FTA 2 at Arkansas, 1/2/14
 FT % .. .500 (1-2), at Arkansas, 1/2/14
 Rebs 1 at Arkansas, 1/2/14
 Off Rebs
 Def Rebs 1 at Arkansas, 1/2/14
 Blks
 Stls 1 at Arkansas, 1/2/14
 Assts 1 at Arkansas, 1/2/14
 Min 12 at Arkansas, 1/2/14

Season Highs – All Games

Pts 7 vs. Savannah St., 12/28
 FG 3 vs. Savannah St., 12/28
 FGA 5 vs. Savannah St., 12/28
 FG % 1.00 (2-2), vs. SC State, 12/22
 3FG
 3FGA 1 vs. NC Central, 12/2
 3FG %
 FT 2, 3x last vs. SC State, 12/22
 FTA 2, 6x, last, at Arkansas, 1/2/14
 FT % 1.00 (2-2), 3x, last vs. SC State, 12/22
 Rebs 5 vs. NC Central, 12/2
 Off Rebs 3 vs. La Tech, 11/10
 Def Rebs 4 vs. NC Central, 12/2
 Blks 1, 2x, last vs. LA Tech, 11/10
 Stls 3 vs. Chas. Southern, 11/8
 Assts 5 vs. Chas. Southern, 11/8
 Min 19, vs. Savannah St., 12/28

Season Highs – SEC Games

Pts 1 at Arkansas, 1/2
 FG
 FGA 1 at Arkansas, 1/2
 FG %
 3FG
 3FGA
 3FG %
 FT 1 at Arkansas, 1/2
 FTA 2 at Arkansas, 1/2
 FT % .. .500 (1-2), at Arkansas, 1/2/14
 Rebs 1 at Arkansas, 1/2
 Off Rebs
 Def Rebs 1 at Arkansas, 1/2
 Blks
 Stls 1 at Arkansas, 1/2
 Assts 1 at Arkansas, 1/2
 Min 12 at Arkansas, 1/2


Career Stats at South Carolina

Year	GP	GS	Min	Avg	FG	FGA	Pct	3FG	FGA	Pct	FT	FTA	Pct	Off	Def	Tot	Avg	PF	FO	A	TO	Blk	Stl	Pts	Avg
2013-14	12	0	142	11.8	11	20	.550	0	1	.000	9	13	.692	8	16	24	2.0	14	0	21	8	2	9	31	2.6



ELEM IBIAM

**6-4
Junior
Center
Fayetteville, Ga.
Fayette County**



#33

Miscellaneous Stats

	Season	Career
Double-Double	0	1
10+ Points	8	15
10+ Rebounds	0	2
5+ Blocks	1	3
Tm-High Pts.	2	4
Tm-High Rebs.	3	10

- Has started all 14 games this season
- Leads the SEC and ranks 37th in the nation with 2.3 blocks per game
- Ranks 16th in the SEC in rebounding
- Has led the team in scoring twice (Seton Hall, at Charlotte)
- Has led the team in rebounding three times (Seton Hall, at Charlotte, SC State)
- Was great on the glass in second half against Winthrop (Dec. 20), grabbing seven of her team-high nine in the second period to help hold off rally, narrowly missing her first double-double of the season
- Anchored the paint against #14/13 North Carolina (Dec. 18), shooting 7-of-10 from the field and blocking four shots
- Matched her career high with 19 points at Charlotte (Dec. 8), dominating first half with 10 points and six (of her nine total) rebounds to keep game close while Aleighsa Welch was on the bench with foul trouble
- Scored seven of her 11 points and grabbed six of her eight rebounds against Louisiana Tech (Nov. 10) in the first 10 minutes of the second half
- Tied for fourth-best perfect shooting night in Colonial Life Arena history, going 7-of-7 from the field against Charleston Southern (Nov. 8)
- Matched her career high and third in Colonial Life Arena history with five blocks against Charleston Southern (Nov. 8)

2013-14 Game-by-Game

Opponent	Date	GS	MIN	FG-A	3FG-A	FTA	Reb	PF	A	TO	B	S	TP
Chas. Sthrn.	11/08	*	20	7-7	0-0	3-5	1-5-6	0	0	1	5	2	17
LA Tech	11/10	*	24	3-6	0-0	5-10	2-6-8	5	1	3	3	1	11
CofC	11/14	*	23	5-8	0-0	2-5	2-4-6	2	0	0	3	1	12
Seton Hall	11/17	*	29	5-10	0-0	8-9	1-7-8	2	0	2	3	0	18
at Clemson	11/20	*	25	5-6	0-0	0-0	3-3-6	2	1	0	1	1	10
at San Diego State	11/23	*	21	2-3	0-0	1-2	1-3-4	3	1	1	1	1	5
at USC	11/25	*	19	2-5	0-0	0-0	2-3-5	5	1	2	2	0	4
NC Central	12/02	*	20	0-1	0-0	2-2	0-3-3	2	0	1	1	0	2
at Charlotte	12/08	*	30	7-14	0-0	5-7	2-7-9	2	0	1	3	1	19
vs. N. Carolina	12/18	*	33	7-10	0-0	0-0	3-2-5	4	1	1	4	2	14
Winthrop	12/20	*	32	6-12	0-0	0-0	2-7-9	2	0	1	3	0	12
SC State	12/22	*	25	4-10	0-0	1-2	5-4-9	1	1	2	1	1	9
Savannah St.	12/28	*	18	1-7	0-0	3-4	3-6-9	3	0	0	1	1	5
at Arkansas*	01/02	*	15	1-4	0-0	2-2	1-3-4	4	0	1	1	0	4
Vanderbilt*	01/05												
Kentucky*	01/09												
at Auburn*	01/12												
at Texas A&M*	01/16												
Alabama*	01/19												
at Vanderbilt*	01/26												
Ole Miss*	01/30												
Missouri*	02/02												
at Miss. State*	02/06												
Arkansas*	02/09												
at LSU*	02/16												
at Kentucky*	02/20												
Florida*	02/23												
Georgia*	02/27												
at Tennessee*	03/02												

Career Highs – All Games

Pts ... 19, 2x, last at Charlotte, 12/8/13
FG 8 vs. Alabama, 3/7/13
FGA 14 at Charlotte, 12/8/13
FG % 1.00 (7-7) vs. Charleston Southern, 11/8/13
FT 8 vs. Seton Hall, 11/17/13
FTA 10 vs. LA Tech, 11/10/13
FT % 1.000 (2-2), 3x, last at Arkansas, 1/2/14
Rebs 11 vs. Elon, 11/9/12
Off Rebs 6 vs. Elon, 11/9/12
Def Rebs 7, 4x, last vs. Winthrop, 12/20/13
Blks ... 5, 2x, last vs. Chas. Sthrn., 11/8/13
Stls ... 2, 4x, last vs. N. Carolina, 12/18/13
Assts .. 3 vs. South Dakota St., 3/23/13
Min 33 vs. N. Carolina, 12/18/13

Season Highs – All Games

Pts 19 at Charlotte, 12/8
FG 7, 3x, last vs N. Carolina, 12/18
FGA 14 at Charlotte, 12/8
FG % 1.00 (7-7) vs. Charleston Southern, 11/8
FT 8 vs. Seton Hall, 11/17
FTA 10 vs. LA Tech, 11/10
FT % 1.000 (2-2) at Arkansas, 1/2
Rebs 9, 4x, last vs. Sav. St., 12/28
Off Rebs 5, vs. SC State, 12/22
Def Rebs 7, 4x, last vs. Winthrop, 12/20
Blks ... 5 vs. Charleston Southern, 11/8
Stls 2, 2x, last vs. N. Carolina, 12/18
Assts 1, 6x, last vs. SC State, 12/22
Min 33 vs. N. Carolina, 12/18

Career – SEC Games

Pts 15 at Kentucky, 2/14/13
FG 6 at Kentucky, 2/14/13
FGA 8 at Alabama, 2/7/13
FG %857 (6-7) at Kentucky, 2/14/13
FT 5 vs. Mississippi State, 2/24/13
FTA 8 vs. Mississippi State, 2/24/13
FT % . 1.00 (3-3) at Kentucky, 2/14/13
Rebs 8 vs. Kentucky, 1/24/13
Off Rebs 4, 2x, last vs. Ky., 1/24/13
Def Rebs 4 vs. Kentucky, 1/24/13
Blks 2, 5x, last vs. Miss. State, 2/24/13
Stls 1, 4x, last vs. Florida, 3/3/13
Assts 1 vs. Arkansas, 2/9/12
Min 22 at Kentucky, 2/14/13

Season Highs – SEC Games

Pts 4 at Arkansas, 1/2
FG 1 at Arkansas, 1/2
FGA 4 at Arkansas, 1/2
FG %250 (1-4) at Arkansas, 1/2
FT 2 at Arkansas, 1/2
FTA 2 at Arkansas, 1/2
FT % 1.000 (2-2) at Arkansas, 1/2
Rebs 4 at Arkansas, 1/2
Off Rebs 1 at Arkansas, 1/2
Def Rebs 3 at Arkansas, 1/2
Blks 1 at Arkansas, 1/2
Stls
Assts
Min 15 at Arkansas, 1/2

Career Stats at South Carolina

Year	GP	GS	Min	Avg	FG	FGA	Pct	3FG	FGA	Pct	FT	FIA	Pct	Off	Def	Tot	Avg	PF	FO	A	TO	Blk	Stl	Pts	Avg
2011-12	25	0	197	7.9	26	59	.441	0	1	.000	22	35	.629	34	40	74	3.0	33	0	4	16	17	2	74	3.0
2012-13	30	0	472	15.7	64	131	.489	0	0	—	32	64	.500	52	83	135	4.5	48	1	8	20	30	11	160	5.3
2013-14	14	14	334	23.9	55	103	.534	0	0	—	32	48	.667	28	63	91	6.5	37	2	6	16	32	11	142	10.1
Career Totals	69	14	1003	14.5	145	293	.495	0	1	.000	86	147	.585	114	186	300	4.3	118	3	18	52	79	24	376	5.4



TIFFANY MITCHELL

5-9
Sophomore
Guard
Charlotte, N.C.
Providence Day

#25

Miscellaneous Stats

	Season	Career
Double-Double	1	3
20+ Points	2	3
10+ Points	13	27
10+ Rebounds	1	6
5+ Assists	3	3
5+ Steals	3	4
Tm-High Pts.	5	12
Tm-High Rebs.	0	6
Tm-High Assts.	6	8

- Has started all 14 games
- Ranks ninth in the SEC in scoring, fifth in steals (2.4) and 14th in assists (3.5)
- Leads the team in points, assists and steals and is top rebounding backcourt player
- Has led the team in scoring five times (at USC, NC Central, Winthrop, Savannah St., at Arkansas)
- Has led the team in assists six times (at Clemson, at San Diego St., at USC, at Charlotte, Winthrop, SC State)
- Grabbed two defensive rebounds and hit 4-of-4 free throws in final 30 seconds to secure win at Arkansas (Jan. 2) en route to first double-double of the season
- Netted 12 of her 18 points against Savannah State (Dec. 28) at the free throw line, scoring seven points during key 17-5 run late in first half, and tying career high with five steals
- Key element in holding off second-half charge from Winthrop (Dec. 20), scoring 12 points in second half en route to her total of 20, which included a career-high four 3s
- Scored 16 of her 18 points against #14/13 North Carolina (Dec. 18) in the second half, highlighted by four during a 14-3 run that included a layup after stealing an inbounds pass under the basket to bring team within two points after trailing by 12 at the half, and the team's lone 3-pointer to pull within four with 4:23 to play
- Recorded 11 of her 15 points at Charlotte (Dec. 8) in the first half to keep Gamecocks just ahead of upset-minded 49ers
- Scored 12 of her 17 points at San Diego State in the second half, while handing out six of her career-high nine assists in the final 20 minutes as well

2013-14 Game-by-Game

Opponent	Date	GS	MIN	FG-A	3FG-A	FTA	Reb	PF	A	TO	B	S	TP
Chas. Sthrn.	11/08	*	21	6-10	0-0	0-0	1-0-1	0	1	0	0	5	12
LA Tech	11/10	*	27	4-9	1-4	1-3	0-4-4	1	3	2	0	1	10
CofC	11/14	*	26	3-7	2-3	3-7	3-5-8	1	1	2	0	0	11
Seton Hall	11/17	*	36	5-10	2-3	3-6	1-2-3	2	4	1	0	1	15
at Clemson	11/20	*	28	6-10	2-4	0-0	2-4-6	0	5	4	0	2	14
at San Diego State	11/23	*	26	6-10	1-2	4-5	1-2-3	2	9	1	0	3	17
at USC	11/25	*	34	6-9	0-1	10-13	3-3-6	3	4	6	0	5	22
NC Central	12/02	*	14	7-9	2-3	3-4	1-2-3	1	1	1	0	3	19
at Charlotte	12/08	*	36	4-9	0-2	7-7	1-2-3	0	4	3	0	3	15
vs. N. Carolina	12/18	*	34	4-13	1-2	9-10	2-3-5	3	1	3	0	2	18
Winthrop	12/20	*	34	7-9	4-5	2-5	0-1-1	3	7	6	0	1	20
SC State	12/22	*	31	2-8	1-3	0-0	4-5-9	0	4	1	0	1	5
Savannah St.	12/28	*	27	3-5	0-1	12-16	0-7-7	0	4	3	0	5	18
at Arkansas*	01/02	*	35	5-10	0-0	6-8	3-8-11	4	1	3	0	1	16
Vanderbilt*	01/05												
Kentucky*	01/09												
at Auburn*	01/12												
at Texas A&M*	01/16												
Alabama*	01/19												
at Vanderbilt*	01/26												
Ole Miss*	01/30												
Missouri*	02/02												
at Miss. State*	02/06												
Arkansas*	02/09												
at LSU*	02/16												
at Kentucky*	02/20												
Florida*	02/23												
Georgia*	02/27												
at Tennessee*	03/02												

Career Highs – All Games

Pts 22 at USC, 11/25/13
 FG 8 vs. Furman, 12/9/12
 FGA 17 vs. Tennessee, 1/3/13
 FG %... .833 (5-6) vs. Western Carolina, 12/29/12
 3FG 4 vs. Winthrop, 12/20/13
 3FGA 5 vs. Winthrop, 12/20/13
 3FG %... 1.00 (2-2), 3x, last vs. Western Carolina, 12/29/12
 FT 12 vs. Savannah St., 12/28/13
 FTA 16 vs. Savannah St., 12/28/13
 FT %... 1.00 (7-7), at Charlotte, 12/8/13
 Rebs..... 11, 5x, last at Arkansas, 1/2/14
 Off Rebs 6 at Florida, 1/20/13
 Def Rebs 8, 3x, last at Arkansas, 1/2/14
 Blks 1, 4x last vs. Alabama, 3/7/13
 Stls 5, 4x, last vs. Sav. St., 12/28/13
 Assts 9 at San Diego State, 11/23/13
 Min 36, 4x, last at Charlotte, 12/8/13

Season Highs – All Games

Pts 22 at USC, 11/25
 FG 7, 2x, last vs. Winthrop, 12/20
 FGA 13 vs. N. Carolina, 12/28
 FG %..... .777 (7-9), 2x, last vs. Winthrop, 12/20/13
 3FG 4 vs. Winthrop, 12/20
 3FGA 5 vs. Winthrop, 12/20
 3FG %800 (4-5), vs. Winthrop, 12/20
 FT 12 vs. Savannah St., 12/28
 FTA 16 vs. Savannah St., 12/28
 FT % 1.00 (7-7), at Charlotte, 12/8
 Rebs 11 at Arkansas, 1/2
 Off Rebs 4 vs. SC State, 12/22
 Def Rebs 8 at Arkansas, 1/2
 Blks
 Stls 5, 3x, last vs. Sav. St., 12/28
 Assts 9 at San Diego State, 11/23
 Min 36, 2x, last at Charlotte, 12/8

Career – SEC Games

Pts 16 at Arkansas, 1/2/14
 FG 7 at Ole Miss, 2/17/13
 FGA 17 vs. Tennessee, 1/3/13
 FG %... .600 (3-5), at Kentucky, 2/14/13
 3FG 2 vs. Texas A&M, 2/10/13
 3FGA 3, 3x, last vs. TAMU, 2/10/13
 3FG %... .667 (2-3), vs. TAMU, 2/10/13
 FT 6, 2x, last at Arkansas, 1/2/14
 FTA 10, 2x, last at Arkansas, 1/2/14
 FT % . 1.00 (4-4), at Missouri, 2/28/13
 Rebs..... 11, 2x, last at Arkansas, 1/2/14
 Off Rebs 6 at Florida, 1/20/13
 Def Rebs 8 at Arkansas, 1/2/14
 Blks 1, 2x last vs. LSU, 1/17/13
 Stls 3 vs. LSU, 1/17/13
 Assts 3 vs. LSU, 1/17/13
 Min 36, 2x, last at Arkansas, 1/13/13

Season Highs – SEC Games

Pts 16 at Arkansas, 1/2
 FG 5 at Arkansas, 1/2
 FGA 10 at Arkansas, 1/2
 FG %500 (5-10), at Arkansas, 1/2
 3FG
 3FGA
 3FG %
 FT 6 at Arkansas, 1/2
 FTA 10 at Arkansas, 1/2
 FT %600 (6-10), at Arkansas, 1/2
 Rebs 11 at Arkansas, 1/2
 Off Rebs 3 at Arkansas, 1/2
 Def Rebs 8 at Arkansas, 1/2
 Blks
 Stls 1 at Arkansas, 1/2
 Assts 1 at Arkansas, 1/2
 Min 35 at Arkansas, 1/2

Career Stats at South Carolina

Year	GP	GS	Min	Avg	FG	FGA	Pct	3FG	FGA	Pct	FT	FIA	Pct	Off	Def	Tot	Avg	PF	FO	A	TO	Blk	Stl	Pts	Avg
2012-13	33	30	927	28.1	107	282	.379	22	60	.367	68	111	.613	60	109	169	5.1	64	1	43	82	4	44	304	9.2
2013-14	14	14	409	29.2	68	128	.531	16	33	.485	60	84	.714	22	48	70	5.0	20	0	49	36	0	33	212	15.1
Career Totals	47	44	1336	28.4	175	410	.427	38	93	.409	128	195	.656	82	157	239	5.0	84	1	92	118	4	77	516	11.0



WILKA MONTOUT

6-3
Senior
Forward
Cayenne, French Guiana, France
Northeasten Oklahoma A&M

#12

Miscellaneous Stats

	Season	Career
Double-Double	0	0
10+ Points	0	2
10+ Rebounds	0	0
5+ Blocks	0	0
Tm-High Pts.	0	0
Tm-High Rebs.	0	0

- Has played in 13 games
- Saw a season-high 23 minutes against NC Central (Dec. 2)
- Snagged a career-high eight rebounds against College of Charleston (Nov. 14)
- Opened season with seven points on 2-of-4 shooting, including a 3, and blocked two shots against Charleston Southern (Nov. 8)

2013-14 Game-by-Game

Opponent	Date	GS	MIN	FG-A	3FG-A	FTA	Reb	PF	A	TO	B	S	TP
Chas. Sthrn.	11/08	21	2-4	1-1	2-5	1-3-4	3	1	1	2	1	7	
LA Tech	11/10	11	0-0	0-0	0-0	3-0-3	0	0	0	0	0	0	
CofC	11/14	16	1-6	0-2	0-4	5-3-8	2	0	2	1	0	2	
Seton Hall	11/17	7	0-0	0-0	0-0	0-0-0	1	1	1	0	0	0	
at Clemson	11/20	13	0-6	0-0	1-2	2-2-4	0	0	1	0	0	1	
at San Diego State	11/23	17	1-2	0-1	0-0	0-2-2	3	0	1	0	0	2	
at USC	11/25	9	0-0	0-0	0-0	0-2-2	0	1	0	0	0	0	
NC Central	12/02	23	2-6	1-3	0-0	1-0-1	2	1	1	0	0	5	
at Charlotte	12/08	8	1-2	1-1	0-0	2-0-2	1	0	0	0	0	3	
vs. N. Carolina	12/18	2	0-1	0-1	0-0	0-1-1	0	0	0	0	0	0	
Winthrop	12/20	6	1-2	0-1	0-0	2-1-3	0	0	0	0	0	0	
SC State	12/22	10	1-5	0-0	0-2	3-2-5	0	0	1	1	0	2	
Savannah St.	12/28	17	0-0	0-0	0-2	0-0-0	2	0	0	0	0	0	
at Arkansas*	01/02	— DNP (Coach's Decision) —											
Vanderbilt*	01/05												
Kentucky*	01/09												
at Auburn*	01/12												
at Texas A&M*	01/16												
Alabama*	01/19												
at Vanderbilt*	01/26												
Ole Miss*	01/30												
Missouri*	02/02												
at Miss. State*	02/06												
Arkansas*	02/09												
at LSU*	02/16												
at Kentucky*	02/20												
Florida*	02/23												
Georgia*	02/27												
at Tennessee*	03/02												

Career Highs – All Games

Pts 12 vs. Louisiana Tech, 11/12/12
FG 4, 3x, last vs. Furman, 12/9/12
FGA... 13 vs. Savannah State, 11/15/12
FG %.... .667 (2-3) at Missouri, 2/28/13
3FG..... 1, 8x, last at Charlotte, 12/8/13
3FGA... 3, 4x, last vs. NCCU, 12/2/13
3FG %..... .500 (1-2), 2x at Charlotte, 12/8/13
FT..... 3 at LA Tech, 11/12/12
FTA..... 5 vs. Chas. Southern, 11/8/13
FT %.... 1.00 (2-2), 4x, last at Mississippi State, 1/6/13

Rebs.. 8 vs. C. of Charleston, 11/14/13
Off Rebs.. 5, 2x, last vs. CofC, 11/14/13
Def Rebs.. 3, 3x, last vs. CofC, 11/14/13
Blks... 2, 2x, last vs. Chas. Sthrn., 11/8/13
Stls.... 1, 4x, last vs. Chas. Sthrn., 11/8/13
Assts..... 2, 2x, last vs. Vanderbilt, 1/10/13
Min..... 24 vs. Savannah State, 11/15/12

Career – SEC Games

Pts 4 at Missouri, 2/28/13
FG 2 at Missouri, 2/28/13
FGA.... 3, 4x, last at Missouri, 2/28/13
FG %667 (2-3) at Missouri, 2/28/13
3FG 1, 2x, last vs. Auburn, 2/3/13
3FGA.... 3, 2x, last at Alabama, 2/7/13
3FG %... .500 (1-2) vs. Auburn, 2/3/13
FT..... 2 at Mississippi State, 1/6/13
FTA .. 2, 2x, last vs. Miss. State, 2/24/13
FT % .. 1.000 (2-2) at Miss. St., 1/6/13
Rebs..... 4 at Mississippi State, 1/6/13
Off Rebs 2 vs. Tennessee, 1/3/13
Def Rebs.... 3 at Mississippi St., 1/6/13
Blks 1, 2x, last at Missouri, 2/28/13
Stls.....
Assts 2 vs. Vanderbilt, 1/10/13
Min..... 15 at Mississippi State, 1/6/13

Season Highs – All Games

Pts 7 vs. Charleston Southern, 11/8
FG 2, 2x, last vs. NC Central, 12/2
FGA.... 6, 3x, last vs. NC Central, 12/2
FG %.... .500 (2-4) vs. Chas. Sthrn., 11/8
3FG 1, 3x, last at Charlotte, 12/8
3FGA..... 3 vs. NC Central, 12/2
3FG %... .500 (1-2) at Charlotte, 12/8
FT..... 2 vs. Charleston Southern, 11/8
FTA..... 5 vs. Chas. Southern, 11/8
FT %.... .400 (2-5) vs. Chas. Sthrn., 11/8

Rebs..... 8 vs. C. of Charleston, 11/14
Off Rebs 5 vs. CofC, 11/14
Def Rebs.... 3, 2x, last vs. CofC, 11/14
Blks ... 2 vs. Charleston Southern, 11/8
Stls.... 1 vs. Charleston Southern, 11/8
Assts ... 1, 4x, last vs. NC Central, 12/2
Min..... 23 vs. NC Central, 12/2

Season Highs – SEC Games

Pts
FG
FGA.....
FG %
3FG
3FGA.....
3FG %.....
FT.....
FTA.....
FT %
Rebs.....
Off Rebs
Def Rebs.....
Blks.....
Stls.....
Assts
Min.....

Career Stats at South Carolina

Year	GP	GS	Min	Avg	FG	FGA	Pct	3FG	FGA	Pct	FT	FIA	Pct	Off	Def	Tot	Avg	PF	FO	A	TO	Blk	Stl	Pts	Avg
2012-13	29	0	293	10.1	26	94	.277	6	32	.188	13	19	.684	27	16	43	1.5	26	0	8	16	7	3	71	2.4
2013-14	13	0	169	13.0	9	34	.265	3	10	.300	3	15	.200	19	16	35	2.6	14	0	4	8	4	1	24	1.8
Career Totals	42	0	462	11.0	35	128	.273	9	42	.214	16	34	.471	46	32	78	1.8	40	0	12	24	11	4	95	2.3



LeANNA MORRISON

#21

5-5
R-Sophomore
Guard
Monck's Corner, S.C.
Charlotte

Miscellaneous Stats

	Season	Career
Double-Double	0	0
10+ Points	0	0
10+ Rebounds	0	0
5+ Assists	0	0
Tm-High Pts.	0	0
Tm-High Assts.	0	0

- Has played in 11 games
- Got a season-high 12 minutes against NC Central (Dec. 2), hitting her first career field goal – a 3-pointer in the second half
- Scored her first career points in her fourth game in the Garnet and Black, adding a pair of free throws against Seton Hall (Nov. 17)

2013-14 Game-by-Game

Opponent	Date	GS	MIN	FG-A	3FG-A	FTA	Reb	PF	A	TO	B	S	TP
Chas. Sthrn.	11/08	7	0-0	0-0	0-0	0-1-1	1	1	1	0	0	0	0
LA Tech	11/10	1	0-1	0-1	0-0	0-0-0	0	0	0	0	0	0	0
CofC	11/14	6	0-3	0-2	0-0	1-0-1	1	1	0	0	0	0	0
Seton Hall	11/17	2	0-0	0-0	2-2	0-0-0	0	0	0	0	0	1	2
at Clemson	11/20	2	0-0	0-0	0-0	0-0-0	0	0	0	0	0	0	0
at San Diego State	11/23	4	0-1	0-1	0-0	1-0-1	0	1	0	0	0	0	0
at USC	11/25	1	0-0	0-0	0-0	0-0-0	0	0	0	0	0	0	0
NC Central	12/02	12	1-3	1-2	0-0	2-0-2	0	0	0	0	0	0	3
at Charlotte	12/08	1	0-0	0-0	2-4	0-0-0	0	0	0	0	0	0	2
vs. N. Carolina	12/18	— DNP (Coach's Decision) —											
Winthrop	12/20	— DNP (Coach's Decision) —											
SC State	12/22	5	0-1	0-1	0-0	0-1-1	0	0	0	0	0	0	0
Savannah St.	12/28	8	0-0	0-0	1-2	0-2-2	2	0	1	0	0	0	1
at Arkansas*	01/02	— DNP (Coach's Decision) —											
Vanderbilt*	01/05												
Kentucky*	01/09												
at Auburn*	01/12												
at Texas A&M*	01/16												
Alabama*	01/19												
at Vanderbilt*	01/26												
Ole Miss*	01/30												
Missouri*	02/02												
at Miss. State*	02/06												
Arkansas*	02/09												
at LSU*	02/16												
at Kentucky*	02/20												
Florida*	02/23												
Georgia*	02/27												
at Tennessee*	03/02												

Career Highs – All Games

Pts 3 vs. NC Central, 12/2/13
FG 1 vs. NC Central, 12/2/13
FGA..... 3, 2x, last vs. NCCU, 12/2/13
FG%333 (1-3) vs. NCCU, 12/2/13
3FG 1 vs. NC Central, 12/2/13
3FGA... 2, 2x, last vs. NCCU, 12/2/13
3FG%..... .500 (1-2) vs. NCCU, 12/2/13
FT..... 2, 2x, last at Charlotte, 12/8/13
FTA..... 4 at Charlotte, 12/8/13
FT%..1.00 (2-2) vs. Seton Hall, 11/17/13
Rebs.....2, 2x, last vs. Sav. St., 12/28/13
Off Rebs.... 2 vs. NC Central, 12/2/13
Def Rebs..... 2 vs. Savannah St., 12/28/13
Stls..... 1 vs. Seton Hall, 11/17/13
Assts.... 1, 3x, last at San Diego St., 11/23/13
Min..... 12 vs. NC Central, 12/2/13

Season Highs – All Games

Pts3 vs. NC Central, 12/2/13
FG1 vs. NC Central, 12/2/13
FGA.... 3, 2x, last vs. NC Central, 12/2/13
FG%333 (1-3) vs. NCCU, 12/2/13
3FG1 vs. NC Central, 12/2/13
3FGA.. 2, 2x, last vs. NC Central, 12/2/13
3FG%... .500 (1-2) vs. NC Central, 12/2/13
FT.....2, 2x, last at Charlotte, 12/8/13
FTA.....4 at Charlotte, 12/8/13
FT%.....1.00 (2-2) vs. Seton Hall, 11/17/13
Rebs.....2, 2x, last vs. Sav. St., 12/28/13
Off Rebs2 vs. NC Central, 12/2/13
Def Rebs.....2 vs. Savannah St., 12/28/13
Stls.....1 vs. Seton Hall, 11/17/13
Assts..... 1, 3x, last at San Diego St., 11/23/13
Min.....12 vs. NC Central, 12/2/13

Career – SEC Games

Pts
FG
FGA
FG %
3FG
3FGA
3FG %
FT
FTA
FT %
Rebs
Off Rebs
Def Rebs
Stls
Assts
Min

Season Highs – SEC Games

Pts
FG
FGA
FG %
3FG
3FGA
3FG %
FT
FTA
FT %
Rebs
Off Rebs
Def Rebs
Stls
Assts
Min

Career Stats at South Carolina

Year	GP	GS	Min	Avg	FG	FGA	Pct	3FG	FGA	Pct	FT	FTA	Pct	Off	Def	Tot	Avg	PF	FO	A	TO	Blk	Stl	Pts	Avg
2013-14	11	0	41	4.5	1	9	.111	1	7	.143	5	8	.625	4	4	8	0.7	4	0	3	2	0	1	8	0.7



TINA ROY

5-11
R-Sophomore
Guard
Kaplan, La.
Kaplan

#23

Miscellaneous Stats

	Season	Career
Double-Double	0	0
10+ Points	1	6
5+ Assists	2	2
5+ Steals	0	0
Tm-High Pts.	0	2
Tm-High Assts.	1	2

- Has played in 14 games with one start (at Charlotte)
- Drew her first career start at Charlotte (Dec. 8)
- Made solid contributions against NC Central (Dec. 2) with five assists and a career-high six rebounds
- Found her shooting stroke in two games on the West Coast, including 11 points at USC (Nov. 25) on 3-of-5 accuracy and a pair of 3s at San Diego State (Nov. 23)
- Opened the season with a career-high seven assists against Charleston Southern (Nov.)

2013-14 Game-by-Game

Opponent	Date	GS	MIN	FG-A	3FG-A	FTA	Reb	PF	A	TO	B	S	TP
Chas. Sthrn.	11/08	22	2-6	1-4	0-0	0-3-3	0	7	0	0	0	0	5
LA Tech	11/10	19	1-9	0-4	0-0	0-1-1	1	2	0	0	1	2	
CofC	11/14	16	2-10	2-9	0-0	0-0-0	0	2	0	0	0	0	6
Seton Hall	11/17	12	1-1	1-1	2-2	0-2-2	0	1	1	0	0	0	5
at Clemson	11/20	15	1-4	0-3	1-1	2-1-3	1	0	2	0	0	0	3
at San Diego State	11/23	19	2-6	2-4	0-0	0-1-1	0	2	1	1	0	0	6
at USC	11/25	24	3-5	1-2	4-4	0-3-3	1	0	0	1	0	11	
NC Central	12/02	25	1-7	0-4	0-0	1-5-6	0	5	0	0	0	0	2
at Charlotte	12/08	15	0-0	0-0	1-2	1-1-2	2	1	2	1	1	1	1
vs. N. Carolina	12/18	20	1-5	0-3	0-1	2-2-4	1	0	0	0	0	0	2
Winthrop	12/20	8	0-1	0-1	0-0	0-0-0	0	0	0	0	0	0	0
SC State	12/22	20	3-6	1-2	0-0	0-1-1	0	2	0	0	1	7	
Savannah St.	12/28	19	1-5	0-1	0-0	0-2-2	1	2	1	0	1	2	
at Arkansas*	01/02	6	0-2	0-1	0-0	0-2-2	1	0	0	1	0	0	
Vanderbilt*	01/05												
Kentucky*	01/09												
at Auburn*	01/12												
at Texas A&M*	01/16												
Alabama*	01/19												
at Vanderbilt*	01/26												
Ole Miss*	01/30												
Missouri*	02/02												
at Miss. State*	02/06												
Arkansas*	02/09												
at LSU*	02/16												
at Kentucky*	02/20												
Florida*	02/23												
Georgia*	02/27												
at Tennessee*	03/02												

Career Highs – All Games

Pts 15 vs. Presbyterian, 11/27/11
 FG ... 5, 2x, last, vs. SC State, 12/14/11
 FGA..... 12 vs. Georgia, 3/2/12
 FG %667 (2-3) at Florida, 1/8/12
 3FG 5 vs. Presbyterian, 11/27/11
 3FGA.... 9, 2x, last vs. CofC, 11/14/13
 3FG % .600 (3-5) vs. Florida, 2/12/12
 FT 3 vs. C. of Charleston, 11/23/11
 FTA..... 4, 3x, last at USC, 11/25/13
 FT % 1.000 (4-4) at USC, 11/25/13
 Rebs..... 6 vs. NC Central, 12/2/13
 Off Rebs 3 at LSU, 1/12/12
 Def Rebs.... 5 vs. NC Central, 12/2/13
 Stls..... 2 vs. Presbyterian, 11/27/11
 Assts 7 vs. Chas. Southern, 11/8/13
 Minutes... 25 vs. NC Central, 12/2/13

Season Highs – All Games

Pts 11 at USC, 11/25
 FG 3, 2x, last vs. SC State, 12/22
 FGA..... 10 vs. C. of Charleston, 11/14
 FG %600 (3-5) at USC, 11/25
 3FG.... 2, 2x, last at San Diego St., 11/23
 3FGA..... 9, 2x, last vs. CofC, 11/14
 3FG %500 (2-4) at San Diego St., 11/23
 FT 4 at USC, 11/25
 FTA..... 4, 2x, last at USC, 11/25
 FT % 1.000 (4-4) at USC, 11/25
 Rebs..... 6 vs. NC Central, 12/2
 Off Rebs 2 at Clemson, 11/20
 Def Rebs..... 5 vs. NC Central, 12/2
 Stls..... 1, 5x, last at Arkansas, 1/2
 Assts 7 vs. Chas. Southern, 11/8
 Minutes..... 25 vs. NC Central, 12/2

Career – SEC Games

Pts 11 vs. Florida, 2/12/12
 FG 4 vs. Florida, 2/12/12
 FGA..... 9 vs. Florida, 2/12/12
 FG %667 (2-3) at Florida, 1/8/12
 3FG 3 vs. Florida, 2/12/12
 3FGA..... 7 at LSU, 1/12/12
 3FG %600 (3-5) vs. Florida, 2/12/12
 FT 2, 2x, last vs. Kentucky, 1/5/12
 FTA..... 3, 2x, last at Arkansas, 2/9/12
 FT %667 (2-3) vs. Kentucky, 1/5/12
 Rebs..... 5 at LSU 1/12/12
 Off Rebs 3 at LSU, 1/12/12
 Def Rebs 2, 5x, last at Arkansas, 1/2/14
 Stls..... 1, 4x, last vs. Arkansas, 2/26/12
 Assts 2 vs. Alabama, 1/1/12
 Min..... 18 at LSU, 1/12/12

Season Highs – SEC Games

Pts
 FG
 FGA..... 2 at Arkansas, 1/2
 FG %
 3FG
 3FGA..... 1 at Arkansas, 1/2
 3FG %
 FT
 FTA.....
 FT %
 Rebs..... 2 at Arkansas, 1/2
 Off Rebs
 Def Rebs..... 2 at Arkansas, 1/2
 Stls.....
 Assts
 Min..... 6 at Arkansas, 1/2

Career Stats at South Carolina

Year	GP	GS	Min	Avg	FG	FGA	Pct	3FG	FGA	Pct	FT	FIA	Pct	Off	Def	Tot	Avg	PF	FO	A	TO	Blk	Stl	Pts	Avg	
2011-12	34	0	383	11.3	53	181	.293	32	127	.252	10	22	.455	20	29	49	1.4	20	0	10	15	1	9	148	4.4	
2012-13	— Did Not Play —																									
2013-14	14	1	240	17.1	18	67	.269	8	39	.205	8	10	.800	6	24	30	2.1	8	0	24	7	4	4	52	3.7	
Career Totals	48	1	623	13.0	71	248	.286	40	166	.241	18	32	.563	26	53	79	1.6	28	0	34	22	5	13	200	4.2	



KHADIJAH SESSIONS

#5

5-8
Sophomore
Guard
Myrtle Beach, S.C.
Myrtle Beach

Miscellaneous Stats

	Season	Career
Double-Double	0	0
10+ Points	4	10
5+ Assists	4	4
5+ Steals	0	0
Tm-High Pts.	0	3
Tm-High Assts.	4	7

- Has started 10 games, missing the last four with an ankle injury
- Ranks 12th in the SEC with 3.8 assists per game and is third in the league and 25th in the nation in assist-to-turnover ratio (2.7)
- Has committed multiple turnovers in just three games this season while handing out five or more assists four times
- Suffered an ankle sprain against #14/13 North Carolina (Dec. 18) and will miss Winthrop and SC State games
- Dished out a career-high six assists against NC Central (Dec. 2) in just 20 minutes of action
- Posted her first career five-assist game against LA Tech (Nov. 10)

2013-14 Game-by-Game

Opponent	Date	GS	MIN	FG-A	3FG-A	FTA	Reb	PF	A	TO	B	S	TP
Chas. Sthrn.	11/08	*	17	3-6	1-1	3-5	0-2-2	0	3	0	0	2	10
LA Tech	11/10	*	27	3-8	1-4	0-0	1-0-1	1	5	2	0	2	7
CofC	11/14	*	17	0-4	0-2	2-2	0-1-1	2	4	1	0	0	2
Seton Hall	11/17	*	30	6-9	1-4	4-6	0-3-3	2	5	1	0	0	17
at Clemson	11/20	*	32	3-7	2-4	2-3	2-1-3	1	3	1	0	0	10
at San Diego State	11/23	*	30	4-9	2-5	2-3	0-0-0	1	5	1	0	4	12
at USC	11/25	*	37	2-7	1-2	2-4	0-1-1	2	3	4	0	2	7
NC Central	12/02	*	20	2-4	0-1	3-4	0-0-0	1	6	1	0	2	7
at Charlotte	12/08	*	29	2-8	0-2	2-2	1-1-2	3	3	1	0	0	6
vs. N. Carolina	12/18	*	27	1-8	0-3	2-4	0-2-2	1	1	2	0	2	4
Winthrop	12/20												
SC State	12/22												
Savannah St.	12/28												
at Arkansas*	01/02												
Vanderbilt*	01/05												
Kentucky*	01/09												
at Auburn*	01/12												
at Texas A&M*	01/16												
Alabama*	01/19												
at Vanderbilt*	01/26												
Ole Miss*	01/30												
Missouri*	02/02												
at Miss. State*	02/06												
Arkansas*	02/09												
at LSU*	02/16												
at Kentucky*	02/20												
Florida*	02/23												
Georgia*	02/27												
at Tennessee*	03/02												

Career Highs – All Games

Pts 19 vs. Auburn, 2/3/13
 FG... 6, 2x, last, vs. Seton Hall, 11/17/13
 FGA..... 15 at Missouri, 2/28/13
 FG %... .800 (4-5) vs. Alabama, 3/7/13
 3FG 3 at Florida, 1/20/13
 3FGA... 6, 2x, last at Missouri, 2/28/13
 3FG %... .500 (3-6) at Florida, 1/20/13
 FT..... 8 vs. Auburn, 2/3/13
 FTA..... 10 at Florida, 1/20/13
 FT % 1.000 (4-4), 2x, last vs. Mississippi State, 2/24/13

Rebs..... 5 at Florida, 1/20/13
 Off Rebs 3 at Missouri, 2/28/13
 Def Rebs..... 3, 2x, last vs. Seton Hall, 11/17/13

Stls.... 4, 2x, last at San Diego St., 11/23/13
 Assts 6 vs. NC Central, 12/2/13
 Min..... 37 at USC, 11/25/13

Career – SEC Games

Pts 19 vs. Auburn, 2/3/13
 FG..... 6 at Missouri, 2/28/13
 FGA..... 15 at Missouri, 2/28/13
 FG % . .571 (4-7) at Ole Miss, 2/17/13
 3FG 3 at Florida, 1/20/13
 3FGA.... 6, 2x, last at Missouri, 2/28/13
 3FG % . .500 (3-6) at Florida, 1/20/13
 FT..... 8 vs. Auburn, 2/3/13
 FTA..... 10 at Florida, 1/20/13
 FT % 1.00 (4-4), 2x, last, vs. Mississippi State, 2/24/13

Rebs..... 5 at Florida, 1/20/13
 Off Rebs 3 at Missouri, 2/28/13
 Def Rebs..... 3 at Florida, 1/20/13

Stls..... 4 vs. Mississippi State, 2/24/13
 Assts 3 vs. Auburn, 2/3/13
 Min..... 35 at Missouri, 2/28/13

Season Highs – All Games

Pts 17 vs. Seton Hall, 11/17
 FG 6, 2x, last, vs. Seton Hall, 11/17
 FGA.... 9, 2x, last at San Diego St., 11/23
 FG %... .667 (6-9) vs. Seton Hall, 11/17
 3FG.... 2, 2x, last at San Diego St., 11/23
 3FGA..... 5 at San Diego St., 11/23
 3FG %... .500 (2-4) at Clemson, 11/20
 FT..... 4 vs. Seton Hall, 11/17
 FTA..... 6 vs. Seton Hall, 11/17
 FT % 1.000 (2-2), 2x, last at Charlotte, 12/8

Rebs..... 3, 2x, last at Clemson, 11/20
 Off Rebs 2 at Clemson, 11/20
 Def Rebs..... 3, 2x, last vs. Seton Hall, 11/17

Stls..... 4 at San Diego State, 11/23
 Assts 6 vs. NC Central, 12/2
 Min..... 37 at USC, 11/25

Season Highs – SEC Games

Pts
 FG
 FGA
 FG %
 3FG
 3FGA
 3FG %
 FT
 FTA
 FT %

Rebs.....
 Off Rebs
 Def Rebs.....

Stls.....
 Assts
 Min.....

Career Stats at South Carolina

Year	GP	GS	Min	Avg	FG	FGA	Pct	3FG	FGA	Pct	FT	FIA	Pct	Off	Def	Tot	Avg	PF	FO	A	TO	Blk	Stl	Pts	Avg
2012-13	33	3	570	17.3	53	151	.351	13	54	.241	72	109	.661	22	24	46	1.4	43	0	36	49	3	21	191	5.8
2013-14	10	10	266	26.6	26	70	.371	8	28	.286	22	33	.667	4	11	15	1.5	14	0	38	14	0	14	82	8.2
Career Totals	43	13	836	19.4	79	221	.357	21	82	.256	94	142	.662	26	35	61	1.4	57	0	74	63	3	35	273	6.3



ALEIGHSA WELCH

6-0
Junior
Forward
Goose Creek, S.C.
Goose Creek

#24

Miscellaneous Stats

	Season	Career
Double-Double	3	13
20+ Points	1	2
10+ Points	12	43
10+ Rebounds	3	16
Tm-High Pts.	3	18
Tm-High Rebs.	6	32
Tm-High Assts.	1	5

- Named to the Naismith Trophy Early Season Watch List and the Preseason All-SEC First Team
- Has played in 14 games, including 13 starts
- Is fourth in the nation and first in SEC in field goal percentage, and has shot at least 50.0 percent from field in all but one game this season
- In the SEC, ranks 12th in scoring, 13th in rebounding, 13th in blocks and sixth in offensive rebounding (3.2/gm)
- Has led the team in scoring three times (LA Tech, at Clemson, vs. North Carolina)
- Has led the team in rebounding seven times (Charleston Southern, LA Tech, CofC, Seton Hall, at Clemson, vs. North Carolina)
- Tied career high with four blocks at Arkansas (Jan. 2) and hit a tough shot in traffic to end seven-minute scoring drought in second half that let Razorbacks cut deficit in half
- Handed out career high five assists against Savannah State (Dec. 28), still scoring in double figures
- Moved into the program's top five in career offensive rebounds with four against South Carolina State (Dec. 22)
- Scored nine of her 14 points against Winthrop (Dec. 20) in the second half to hold off Winthrop rally
- Netted career-high 23 points against #14/13 North Carolina (Dec. 18) while battling for five offensive rebounds
- Scored all 18 of her points at Charlotte (Dec. 8) in the second half, driving team to road win after sitting all but the first six minutes of the first half due to foul trouble
- Hit 4-of-5 from the field for 10 points in the second half at Southern Cal (Nov. 25) to help team pull away from six-point halftime lead
- Handed out a career high four assists for the second-straight game at Clemson (Nov. 20), stuffing the box score with three blocks, 17 points and 10 rebounds as well.
- Grabbed career-high 17 rebounds against College of Charleston (Nov. 14), sixth-most in Colonial Life Arena history, including 12 in the first half to key Gamecocks' recovery midway through the period

2013-14 Game-by-Game

Opponent	Date	GS	MIN	FG-A	3FG-A	FTA	Reb	PF	A	TO	B	S	TP
Chas. Sthrn.	11/08	*	19	5-8	0-0	5-6	3-5-8	1	0	2	0	1	15
LA Tech	11/10		31	6-8	0-0	2-5	6-4-10	2	3	0	0	0	14
CofC	11/14	*	23	3-5	0-0	6-11	7-10-17	2	2	1	1	2	12
Seton Hall	11/17	*	28	3-4	0-0	9-13	2-6-8	2	4	1	2	1	15
at Clemson	11/20	*	29	7-10	0-0	3-3	4-6-10	2	4	1	3	1	17
at San Diego State	11/23	*	25	4-4	0-0	0-2	1-3-4	3	2	1	1	1	8
at USC	11/25	*	34	6-11	0-0	2-2	2-4-6	2	1	2	0	0	14
NC Central	12/02	*	17	6-6	0-0	1-2	0-4-4	0	1	0	1	0	13
at Charlotte	12/08	*	25	7-9	0-0	4-6	2-4-6	2	0	2	0	3	18
vs. N. Carolina	12/18	*	36	8-13	0-0	7-12	5-1-6	3	0	4	1	1	23
Winthrop	12/20	*	34	4-7	0-0	6-11	4-4-8	0	2	1	1	2	14
SC State	12/22	*	25	4-5	0-0	0-1	4-1-5	0	3	2	0	1	8
Savannah St.	12/28	*	23	5-9	0-0	4-6	1-2-3	0	5	0	0	1	14
at Arkansas*	01/02	*	36	5-11	0-0	1-3	2-5-7	2	2	2	4	1	11
Vanderbilt*	01/05												
Kentucky*	01/09												
at Auburn*	01/12												
at Texas A&M*	01/16												
Alabama*	01/19												
at Vanderbilt*	01/26												
Ole Miss*	01/30												
Missouri*	02/02												
at Miss. State*	02/06												
Arkansas*	02/09												
at LSU*	02/16												
at Kentucky*	02/20												
Florida*	02/23												
Georgia*	02/27												
at Tennessee*	03/02												

Career Highs – All Games

Pts 23 vs. N. Carolina 12/18/13
 FG 8, 2x, last vs. N. Carolina, 12/18/13
 FGA 14 vs. Kansas, 3/25/13
 FG %..... 1.00 (6-6) vs. NCCU, 12/2/13
 FT 10 at Xavier, 11/30/11
 FTA 15 at Xavier, 11/30/11
 FT %.. 1.00 (4-4) at Seton Hall, 12/2/12
 Rebs ...17 vs. C. of Charleston, 11/14/13
 Off Rebs... 8, 5x, last vs. Kansas, 3/25/13
 Def Rebs..... 10 vs. CofC, 11/14/13
 Blks 4, 2x, last at Arkansas, 1/2/14
 Stls..... 3, 4x, last at Charlotte, 12/8/13
 Assts 5 vs. Savannah St., 12/28/13
 Min..... 42 vs. Drexel, 11/28/12

Season Highs – All Games

Pts 23 vs. N. Carolina, 12/18
 FG 8 vs. N. Carolina, 12/18
 FGA 13 vs. N. Carolina, 12/18
 FG %..... 1.00 (6-6) vs. NC Central, 12/2
 FT 9 vs. Seton Hall, 11/17
 FTA 13 vs. Seton Hall, 11/17
 FT % 1.00 (3-3) at Clemson, 11/20
 Rebs..... 17 vs. C. of Charleston, 11/14
 Off Rebs.... 7 vs. C. of Charleston, 11/14
 Def Rebs..... 10 vs. CofC, 11/14
 Blks 4 at Arkansas, 1/2
 Stls 3 at Charlotte, 12/8
 Assts 5 vs. Savannah St., 12/28
 Min..... 36, 2x, last at Arkansas, 1/2

Career – SEC Games

Pts 20 vs. Mississippi State, 2/24/13
 FG 8 at Georgia, 1/13/13
 FGA 11 at Arkansas, 1/2/14
 FG %.. 1.00 (4-4) at Ole Miss, 2/17/13
 FT 8 vs. Mississippi State, 2/24/13
 FTA... 12 vs. Mississippi State, 2/24/13
 FT %..... 1.00 (3-3) at Ole Miss, 2/17/13
 Rebs..... 12 at Florida, 1/20/13
 Off Rebs 8 at Florida, 1/20/13
 Def Rebs..... 8 vs. Florida, 3/3/13
 Blks 4 at Arkansas, 1/2/14
 Stls..... 3 vs. Florida, 3/3/13
 Assts 4 at Kentucky, 2/14/13
 Min..... 39 at Arkansas, 1/27/13

Season Highs – SEC Games

Pts 11 at Arkansas, 1/2
 FG 5 at Arkansas, 1/2
 FGA 11 at Arkansas, 1/2
 FG %455 (5-11), at Arkansas, 1/2
 FT 1 at Arkansas, 1/2
 FTA 3 at Arkansas, 1/2
 FT %333 (1-3), at Arkansas, 1/2
 Rebs..... 7 at Arkansas, 1/2
 Off Rebs 2 at Arkansas, 1/2
 Def Rebs..... 5 at Arkansas, 1/2
 Blks 4 at Arkansas, 1/2
 Stls 1 at Arkansas, 1/2
 Assts 2 at Arkansas, 1/2
 Min..... 36 at Arkansas, 1/2

Career Stats at South Carolina

Year	GP	GS	Min	Avg	FG	FGA	Pct	3FG	FGA	Pct	FT	FIA	Pct	Off	Def	Tot	Avg	PF	FO	A	TO	Blk	Stl	Pts	Avg
2011-12	33	2	694	21.0	98	167	.587	0	1	.000	56	98	.571	104	96	200	6.1	41	0	18	40	22	19	252	7.6
2012-13	33	33	981	29.7	134	224	.598	1	1	1.000	126	178	.708	131	124	255	7.7	56	0	34	53	23	26	395	12.0
2013-14	14	13	385	27.5	73	110	.664	0	0	—	50	83	.602	43	59	102	7.2	21	0	29	19	14	15	196	14.0
Career Totals	80	48	2060	25.8	305	501	.609	1	2	.500	232	359	.646	278	279	557	6.9	118	0	81	112	59	60	843	10.5



Official Basketball Box Score -- Game Totals -- Final Statistics
Charleston Southern vs #22/21 South Carolina
 11/08/13 7 p.m. at Columbia, S.C./Colonial Life Arena



Charleston Southern 29 • 0-1

#	Player	Total			3-Ptr			Rebounds			PF	TP	A	TO	Blk	Stl	Min
		FG-FGA	FG-FGA	FT-FTA	FG-FGA	FG-FGA	FT-FTA	Off	Def	Tot							
10	LEBEDEVA, Natasha	f	0-7	0-1	0-0	1	0	1	2	0	0	2	0	1	1	18	
25	MAXIMILIEN, Monique	c	0-4	0-0	0-0	0	3	3	2	0	0	2	4	0	0	22	
03	BRATCHER, Erin	g	2-5	2-5	2-3	3	0	3	2	8	1	3	0	0	0	27	
22	FOWLER, DJ	g	1-6	0-2	0-0	1	1	2	4	2	1	2	0	1	0	25	
23	MANN, Alyssa	g	3-11	0-4	3-3	0	2	2	0	9	1	2	0	1	0	23	
00	KARLSONE, Alise	g	0-3	0-1	0-0	1	2	3	3	0	0	3	1	0	0	12	
05	LONG, Nayla	g	0-1	0-0	0-0	0	0	0	1	0	0	1	0	0	0	11	
12	BROWN, Marley	g	2-2	0-0	0-0	0	1	1	1	4	1	2	0	0	0	12	
14	JARVIS, Tatum	g	1-5	1-5	0-0	0	0	0	0	3	1	2	0	1	0	13	
21	KIRKPATRICK, Kirklain	g	0-2	0-2	0-0	0	0	0	0	0	0	1	0	0	0	10	
24	LAKES, Brianna	g	0-1	0-0	0-0	1	0	1	3	0	0	5	0	0	0	15	
30	BARNETT, Christal	g	1-7	1-3	0-0	1	1	2	1	3	1	0	0	1	0	12	
	Team					3	4	7									
	Totals		10-54	4-23	5-6	11	14	25	19	29	6	25	5	5	200		

FG % 1st Half: 4-29 13.8% 2nd half: 6-25 24.0% Game: 10-54 18.5%
 3FG % 1st Half: 2-10 20.0% 2nd half: 2-13 15.4% Game: 4-23 17.4%
 FT % 1st Half: 3-3 100.0 2nd half: 2-3 66.7% Game: 5-6 83.3%

#22/21 South Carolina 99 • 1-0

#	Player	Total			3-Ptr			Rebounds			PF	TP	A	TO	Blk	Stl	Min
		FG-FGA	FG-FGA	FT-FTA	FG-FGA	FG-FGA	FT-FTA	Off	Def	Tot							
24	WELCH, Aleighsa	f	5-8	0-0	5-6	3	5	8	1	15	0	2	0	1	0	19	
31	DOZIER, Asia	f	1-3	0-0	2-2	2	1	3	1	4	5	1	1	2	1	27	
33	IBIAM, Elem	c	7-7	0-0	3-5	1	5	6	0	17	0	1	5	2	0	20	
05	SESSIONS, Khadijah	g	3-6	1-1	3-5	0	2	2	0	10	3	0	0	2	0	17	
25	MITCHELL, Tiffany	g	6-10	0-0	0-0	1	0	1	0	12	1	0	0	5	2	21	
00	FARMER, India	g	0-0	0-0	0-0	0	0	0	0	0	0	0	0	0	0	6	
02	GAINES, Olivia	g	2-3	0-0	0-0	2	2	4	0	4	5	1	1	3	1	17	
12	MONTOUT, Wilka	g	2-4	1-1	2-5	1	3	4	3	7	1	1	2	1	0	21	
15	DAVIS, Tiffany	g	2-3	0-0	1-3	1	1	2	1	5	1	2	1	0	0	16	
21	MORRISON, LeAnna	g	0-0	0-0	0-0	0	1	1	1	0	1	1	0	0	0	7	
23	ROY, Tina	g	2-6	1-4	0-0	0	3	3	0	5	7	0	0	0	0	22	
41	COATES, Alaina	g	9-14	0-0	2-2	4	3	7	2	20	1	1	2	1	0	17	
	Team					1	4	5									
	Totals		39-64	3-6	18-28	16	30	46	9	99	25	10	12	17	200		

FG % 1st Half: 20-36 55.6% 2nd half: 19-28 67.9% Game: 39-64 60.9%
 3FG % 1st Half: 1-2 50.0% 2nd half: 2-4 50.0% Game: 3-6 50.0%
 FT % 1st Half: 11-14 78.6% 2nd half: 7-14 50.0% Game: 18-28 64.3%

Officials: Beverly Roberts, Bryan Enterline, Bruce Morris
 Technical fouls: Charleston Southern-None. #22/21 South Carolina-None.
 Attendance: 5120

Score by periods	1st	2nd	Total
Charleston Southern	13	16	29
#22/21 South Carolina	52	47	99

	In	Off	2nd	Fast	Bench
Points	Paint	T/O	Chance	Break	
CSU	6	5	6	4	10
SC	70	40	23	32	41

Last FG - CSU 2nd-01:16, SC 2nd-00:49.
 Largest lead - CSU None, SC by 70 2nd-02:07.
 Score tied - 0 times.
 Lead changed - 0 times.



Official Basketball Box Score -- Game Totals -- Final Statistics
Coll. of Charleston vs South Carolina
 11/14/13 8 p.m. at Columbia, S.C./Colonial Life Arena



Coll. of Charleston 54 • 1-2

#	Player	Total			3-Ptr			Rebounds			PF	TP	A	TO	Blk	Stl	Min
		FG-FGA	FG-FGA	FT-FTA	FG-FGA	FG-FGA	FT-FTA	Off	Def	Tot							
11	Hewatt, Christy	f	2-3	1-1	0-0	1	2	3	1	5	1	0	0	1	0	9	
15	Ramer, Deidre	c	3-8	0-0	1-2	2	2	4	3	7	0	0	0	1	0	16	
01	Frye, Alyssa	g	2-12	1-4	0-0	0	2	2	1	5	2	5	0	2	0	36	
02	Hall, Erin	g	2-11	1-7	0-0	0	2	2	3	5	0	1	0	0	0	25	
22	Brown, Jillian	g	2-3	0-0	0-0	0	4	4	3	4	7	1	0	1	0	40	
05	Winter, Jenice	g	1-4	0-0	0-0	0	0	0	0	2	0	0	0	0	0	5	
13	Tolbert, Afreyea	g	5-15	0-0	4-6	2	9	11	4	14	0	0	0	0	0	21	
14	Gardner, Courtney	g	0-2	0-1	0-0	0	1	1	1	0	1	0	0	0	0	8	
24	Bolden, Breanna	g	0-0	0-0	1-2	0	1	1	1	1	0	1	0	0	0	4	
25	Green, Jazz	g	1-4	0-0	1-2	1	1	2	2	3	1	0	0	0	0	9	
30	Hopkins, Mikaela	g	2-3	0-0	2-6	2	1	3	5	6	0	2	2	0	0	18	
32	Carter, Jasmine	g	1-3	0-0	0-0	0	1	1	3	2	0	0	0	0	0	9	
	Team					3	1	4									
	Totals		21-68	3-13	9-18	11	27	38	27	54	12	10	2	5	200		

FG % 1st Half: 13-33 39.4% 2nd half: 8-35 22.9% Game: 21-68 30.9%
 3FG % 1st Half: 2-7 28.6% 2nd half: 1-6 16.7% Game: 3-13 23.1%
 FT % 1st Half: 6-10 60.0% 2nd half: 3-8 37.5% Game: 9-18 50.0%

South Carolina 81 • 3-0

#	Player	Total			3-Ptr			Rebounds			PF	TP	A	TO	Blk	Stl	Min
		FG-FGA	FG-FGA	FT-FTA	FG-FGA	FG-FGA	FT-FTA	Off	Def	Tot							
24	WELCH, Aleighsa	f	3-5	0-0	6-11	7	10	17	2	12	2	1	1	2	23		
31	DOZIER, Asia	f	6-12	4-8	0-0	0	2	2	1	16	3	1	0	0	0	25	
33	IBIAM, Elem	c	5-8	0-0	2-5	2	4	6	2	12	0	0	3	1	0	23	
05	SESSIONS, Khadijah	g	0-4	0-2	2-2	0	1	1	2	2	4	1	0	0	0	17	
25	MITCHELL, Tiffany	g	3-7	2-3	3-7	3	5	8	1	11	1	2	0	0	0	26	
00	FARMER, India	g	0-0	0-0	0-0	0	0	0	1	0	0	0	0	0	0	5	
02	GAINES, Olivia	g	0-1	0-0	2-2	0	1	1	1	2	0	1	0	1	0	11	
12	MONTOUT, Wilka	g	1-6	0-2	0-4	5	3	8	2	2	0	2	1	0	0	16	
15	DAVIS, Tiffany	g	2-4	1-2	2-2	0	1	1	0	7	3	2	0	1	0	19	
21	MORRISON, LeAnna	g	0-3	0-2	0-0	1	0	1	1	0	1	0	0	0	0	6	
23	ROY, Tina	g	2-10	2-9	0-0	0	0	0	0	6	2	0	0	0	0	16	
41	COATES, Alaina	g	3-6	0-0	5-9	5	9	14	2	11	0	1	3	0	0	13	
	Team					0	3	3									
	Totals		25-66	9-28	22-42	23	39	62	15	81	16	12	8	5	200		

FG % 1st Half: 14-35 40.0% 2nd half: 11-31 35.5% Game: 25-66 37.9%
 3FG % 1st Half: 5-15 33.3% 2nd half: 4-13 30.8% Game: 9-28 32.1%
 FT % 1st Half: 13-23 56.5% 2nd half: 9-19 47.4% Game: 22-42 52.4%

Officials: Dee Kantner, Joe Cunningham, Ed Sidlasky
 Technical fouls: Coll. of Charleston-None. South Carolina-None.
 Attendance: 4882

Score by periods	1st	2nd	Total
Coll. of Charleston	34	20	54
South Carolina	46	35	81

	In	Off	2nd	Fast	Bench
Points	Paint	T/O	Chance	Break	
COFC	18	9	10	5	28
SC	28	8	23	6	28

Last FG - COFC 2nd-01:17, SC 2nd-00:51.
 Largest lead - COFC by 9 1st-17:33, SC by 32 2nd-06:47.
 Score tied - 0 times.
 Lead changed - 1 time.



Official Basketball Box Score -- Game Totals -- Final Statistics
Louisiana Tech vs #22/21 South Carolina
 11/10/13 2 p.m. at Columbia, S.C./Colonial Life Arena



Louisiana Tech 45 • 0-1

#	Player	Total			3-Ptr			Rebounds			PF	TP	A	TO	Blk	Stl	Min
		FG-FGA	FG-FGA	FT-FTA	FG-FGA	FG-FGA	FT-FTA	Off	Def	Tot							
02	FRAZIER, Whitney	f	3-9	1-1	0-0	0	3	3	5	7	2	0	0	4	0	30	
24	CHENEVERT, Tyjae'	f	2-6	0-0	0-2	0	3	3	4	4	1	4	2	0	0	24	
33	LANGSTON, Savanna	f	1-3	0-1	0-0	0	2	4	4	2	0	0	0	1	0	28	
15	JEFFERSON, Brittney	g	4-9	1-1	2-6	0	4	4	1	11	4	3	0	0	0	37	
21	ANDREWS, Kenedria	g	2-6	1-2	0-0	1	4	5	1	5	0	3	0	0	0	35	
00	JACKSON, JaQuan	g	5-16	1-2	2-2	2	2	4	3	13	3	5	0	2	0	34	
04	VUCINIC, Jelena	g	0-0	0-0	0-0	0	0	0	1	0	0	0	0	0	0	4	
32	MOTEN, Kevione	g	1-1	0-0	1-4	2	1	3	3	3	0	1	0	0	0	8	
	Team					2	1	3									
	Totals		18-50	4-7	5-14	9	20	29	22	45	10	17	2	7	200		

FG % 1st Half: 8-24 33.3% 2nd half: 10-26 38.5% Game: 18-50 36.0%
 3FG % 1st Half: 1-2 50.0% 2nd half: 3-5 60.0% Game: 4-7 57.1%
 FT % 1st Half: 0-2 0.0% 2nd half: 5-12 41.7% Game: 5-14 35.7%

#22/21 South Carolina 68 • 2-0

#	Player	Total			3-Ptr			Rebounds			PF	TP	A	TO	Blk	Stl	Min
		FG-FGA	FG-FGA	FT-FTA	FG-FGA	FG-FGA	FT-FTA	Off	Def	Tot							
31	DOZIER, Asia	f	3-5	1-1	0-0	0	1	1	1	7	0	3	0				



Official Basketball Box Score -- Game Totals -- Final Statistics
Savannah State vs #13/12 South Carolina
 12/28/13 12 p.m. at Columbia, S.C./Colonial Life Arena



Savannah State 40 • 5-7

#	Player	Total		3-Ptr	Rebounds			PF	TP	A	TO	Blk	Stl	Min	
		FG-FGA	FG-FGA		FT-FTA	Off	Def								Tot
44	DAVIS,Tiyonda	c	0-2	0-0	2-2	0	3	3	5	2	0	1	0	0	18
01	DORSEY,Bria	g	1-8	0-0	0-0	1	5	6	2	2	2	3	0	0	23
02	HENDRIX,Kenyata	g	1-2	1-2	0-0	1	0	1	3	3	1	1	0	0	26
15	WILLIAMS,Jerryshia	g	1-4	1-3	0-0	0	2	2	2	3	1	1	1	0	19
32	HANTON,Shawanda	g	0-1	0-0	0-0	0	0	0	0	0	0	1	0	0	6
04	NORMAN,Jasmine		3-11	0-0	0-0	2	2	4	4	6	0	1	0	2	21
10	POLLARD,Zadous		0-1	0-1	0-0	0	1	1	0	0	0	0	0	0	4
11	WARREN,Rhianna		0-0	0-0	0-0	0	0	0	0	0	0	1	0	0	2
21	KIRKLAND,Jasmine		6-9	0-0	7-8	1	4	5	2	19	0	2	1	0	22
22	GRAHAM,Charmia		0-1	0-0	0-0	0	1	1	4	0	0	0	0	0	10
23	KALU,Ezinne		1-9	0-4	3-4	1	0	1	4	5	1	6	0	2	31
24	GREENE,Charmaine		0-1	0-0	0-0	0	2	2	5	0	1	2	1	0	18
	Team					0	1	1							
	Totals		13-49	2-10	12-14	6	21	27	31	40	6	19	3	4	200

FG % 1st Half: 9-25 36.0% 2nd half: 4-24 16.7% Game: 13-49 26.5% Deadball Rebounds 2,1
 3FG % 1st Half: 2-7 28.6% 2nd half: 0-3 0.0% Game: 2-10 20.0%
 FT % 1st Half: 5-6 83.3% 2nd half: 7-8 87.5% Game: 12-14 85.7%

#13/12 South Carolina 82 • 12-1

#	Player	Total		3-Ptr	Rebounds			PF	TP	A	TO	Blk	Stl	Min	
		FG-FGA	FG-FGA		FT-FTA	Off	Def								Tot
24	WELCH, Aleighsa	f	5-9	0-0	4-6	1	2	3	0	14	5	0	0	1	23
31	DOZIER, Asia	f	4-8	2-2	0-0	0	1	1	2	10	1	0	0	1	19
33	IBIAM, Elem	c	1-7	0-0	3-4	3	6	9	3	5	0	0	1	1	18
15	DAVIS, Tiffany	g	3-3	2-2	0-2	0	1	1	1	8	0	1	0	0	22
25	MITCHELL, Tiffany	g	3-5	0-1	12-16	0	7	7	0	18	4	3	0	5	27
00	FARMER, India		0-0	0-0	0-0	0	0	0	0	0	0	0	1	0	4
02	GAINES, Olivia		3-5	0-0	1-2	0	0	0	4	7	1	2	0	1	19
12	MONTOUT, Wilka		0-0	0-0	0-2	0	0	0	2	0	0	0	0	0	17
21	MORRISON, LeAnna		0-0	0-0	1-2	0	2	2	2	1	0	1	0	0	8
23	ROY, Tina		1-5	0-1	0-0	0	2	2	1	2	2	1	0	1	19
41	COATES, Alaina		4-5	0-0	9-14	5	7	12	2	17	0	2	3	0	24
	Team					1	1	2							
	Totals		24-47	4-6	30-48	10	29	39	17	82	13	10	5	10	200

FG % 1st Half: 11-23 47.8% 2nd half: 13-24 54.2% Game: 24-47 51.1% Deadball Rebounds 9,1
 3FG % 1st Half: 1-2 50.0% 2nd half: 3-4 75.0% Game: 4-6 66.7%
 FT % 1st Half: 20-27 74.1% 2nd half: 10-21 47.6% Game: 30-48 62.5%

Officials: Billy Smith, Joe Cunningham, Charles Carroll
 Technical fouls: Savannah State-None. #13/12 South Carolina-None.
 Attendance: 4824

Score by periods	1st	2nd	Total
Savannah State	25	15	40
#13/12 South Carolina	43	39	82

Last FG - SSU 2nd-00:53, SC 2nd-03:11.
 Largest lead - SSU None, SC by 43 2nd-01:47.

Points	In Paint	Off T/O	2nd Chance	Fast Break	Bench
SSU	18	8	8	4	30
SC	34	28	9	15	27

Score tied - 0 times.
 Lead changed - 0 times.



Official Basketball Box Score -- Game Totals -- Final Statistics
#13/12 South Carolina vs Arkansas
 01/02/14 7 p.m. at Fayetteville, Ark. (Bud Walton Arena)



#13/12 South Carolina 55 • 13-1, 1-0 SEC

#	Player	Total		3-Ptr	Rebounds			PF	TP	A	TO	Blk	Stl	Min	
		FG-FGA	FG-FGA		FT-FTA	Off	Def								Tot
24	WELCH, Aleighsa	f	5-11	0-0	1-3	2	5	7	2	11	2	2	4	1	36
31	DOZIER, Asia	f	4-12	1-3	0-0	0	2	2	2	9	5	7	0	1	40
33	IBIAM, Elem	c	1-4	0-0	2-2	1	3	4	4	4	0	1	1	0	15
15	DAVIS, Tiffany	g	1-4	0-1	1-2	0	6	6	3	3	1	6	0	0	30
25	MITCHELL, Tiffany	g	5-10	0-0	6-8	3	8	11	4	16	1	3	0	1	35
02	GAINES, Olivia		0-1	0-0	1-2	0	1	1	0	1	0	0	0	1	12
23	ROY, Tina		0-2	0-1	0-0	0	2	2	1	0	0	0	1	0	6
41	COATES, Alaina		5-8	0-0	1-2	2	10	12	3	11	0	2	5	0	26
	Team					2	1	3							
	Totals		21-52	1-5	12-19	10	38	48	19	55	10	21	11	4	200

FG % 1st Half: 13-30 43.3% 2nd half: 8-22 36.4% Game: 21-52 40.4% Deadball Rebounds 6
 3FG % 1st Half: 0-3 0.0% 2nd half: 1-2 50.0% Game: 1-5 20.0%
 FT % 1st Half: 2-2 100.0% 2nd half: 10-17 58.8% Game: 12-19 63.2%

Arkansas 51 • 13-1, 0-1 SEC

#	Player	Total		3-Ptr	Rebounds			PF	TP	A	TO	Blk	Stl	Min	
		FG-FGA	FG-FGA		FT-FTA	Off	Def								Tot
00	JACKSON, Jessica	f	4-18	3-9	3-4	0	5	5	3	14	1	2	4	1	34
01	PEAK, Keira	f	7-14	0-1	0-1	1	2	3	4	14	0	1	0	3	28
42	BOWEN, Jhasmin	f	2-9	0-0	3-4	5	7	12	4	7	1	2	0	1	31
03	ADAMS, McKenzie	g	2-10	1-3	0-0	0	2	2	1	5	0	1	1	0	27
11	BERNA, Calli	g	1-7	0-4	0-1	0	1	1	2	2	6	1	0	3	40
15	BROOKS, Kelsey		2-9	1-2	4-4	3	3	6	3	9	0	0	0	3	26
25	BAILEY, Joey		0-0	0-0	0-0	0	0	0	1	0	0	1	0	0	5
33	WOLFF, Melissa		0-2	0-0	0-0	2	2	4	2	0	0	1	1	0	9
	Team					5	0	5							
	Totals		18-69	5-19	10-14	16	22	38	20	51	8	10	6	11	200

FG % 1st Half: 6-31 19.4% 2nd half: 12-38 31.6% Game: 18-69 26.1% Deadball Rebounds 1
 3FG % 1st Half: 1-8 12.5% 2nd half: 4-11 36.4% Game: 5-19 26.3%
 FT % 1st Half: 3-4 75.0% 2nd half: 7-10 70.0% Game: 10-14 71.4%

Officials: Beverly Roberts, Brian Garland, Kevin Pethtel
 Technical fouls: #13/12 South Carolina-None. Arkansas-None.
 Attendance: 2215
 Estimated Actual Attendance: 2,003

Score by periods	1st	2nd	Total
#13/12 South Carolina	28	27	55
Arkansas	16	35	51

Points	In Paint	Off T/O	2nd Chance	Fast Break	Bench
SC	30	10	10	4	12
AR	18	27	14	4	9

Last FG - SC 2nd-04:38, AR 2nd-00:01.
 Largest lead - SC by 16 2nd-13:25, AR None.

Score tied - 1 time.
 Lead changed - 0 times.



2013-14 South Carolina Basketball
South Carolina Game-by-Game Highs (as of Jan 02, 2014)
All games



Opponent	Date	Score	Points	Rebounds	Assists	Steals	Blocked shots
CHARLESTON SOUTHERN	11/08/13	99-29	20-COATES, Alaina	8-WELCH, Aleighsa	7-ROY, Tina	5-MITCHELL, Tiffany	5-IBIAM, Elem
LOUISIANA TECH	11/10/13	68-45	14-WELCH, Aleighsa	10-WELCH, Aleighsa COATES, Alaina	5-SESSIONS, Khadij	2-SESSIONS, Khadij	3-IBIAM, Elem
COLL. OF CHARLESTON	11/14/13	81-54	16-DOZIER, Asia	17-WELCH, Aleighsa	4-SESSIONS, Khadij	2-WELCH, Aleighsa	3-IBIAM, Elem COATES, Alaina
SETON HALL	11/17/13	88-67	18-IBIAM, Elem	8-IBIAM, Elem WELCH, Aleighsa COATES, Alaina	5-SESSIONS, Khadij	2-DOZIER, Asia	4-COATES, Alaina
at Clemson	11/20/13	68-43	17-WELCH, Aleighsa	10-WELCH, Aleighsa	5-MITCHELL, Tiffany	2-COATES, Alaina MITCHELL, Tiffany	3-WELCH, Aleighsa
at San Diego State	11/23/13	88-54	21-COATES, Alaina	8-COATES, Alaina	9-MITCHELL, Tiffany	4-SESSIONS, Khadij	1-COATES, Alaina ROY, Tina WELCH, Aleighsa IBIAM, Elem
at USC	11/25/13	70-50	22-MITCHELL, Tiffany	9-COATES, Alaina	4-MITCHELL, Tiffany	5-MITCHELL, Tiffany	2-IBIAM, Elem
NC CENTRAL	12/02/13	79-27	19-MITCHELL, Tiffany	7-COATES, Alaina	6-SESSIONS, Khadij	3-MITCHELL, Tiffany	2-COATES, Alaina
at Charlotte	12/08/13	76-61	19-IBIAM, Elem	9-IBIAM, Elem	4-MITCHELL, Tiffany DOZIER, Asia	3-WELCH, Aleighsa MITCHELL, Tiffany	3-IBIAM, Elem
vs #14/13 North Carolina	12/18/13	66-74	23-WELCH, Aleighsa	6-WELCH, Aleighsa	2-GAINES, Olivia	2-MITCHELL, Tiffany SESSIONS, Khadija IBIAM, Elem	4-IBIAM, Elem
WINTHROP	12/20/13	69-61	20-MITCHELL, Tiffany	9-IBIAM, Elem	7-MITCHELL, Tiffany	2-WELCH, Aleighsa	3-IBIAM, Elem
SC STATE	12/22/13	70-26	23-COATES, Alaina	9-MITCHELL, Tiffany IBIAM, Elem	4-MITCHELL, Tiffany	1-DOZIER, Asia GAINES, Olivia ROY, Tina IBIAM, Elem DAVIS, Tiffany WELCH, Aleighsa MITCHELL, Tiffany	3-COATES, Alaina
SAVANNAH STATE	12/28/13	82-40	18-MITCHELL, Tiffany	12-COATES, Alaina	5-WELCH, Aleighsa	5-MITCHELL, Tiffany	3-COATES, Alaina
at Arkansas	01/02/14	55-51	16-MITCHELL, Tiffany	12-COATES, Alaina	5-DOZIER, Asia	1-GAINES, Olivia DOZIER, Asia WELCH, Aleighsa MITCHELL, Tiffany	5-COATES, Alaina



2013-14 South Carolina Basketball
South Carolina Points-Rebounds-Assists (as of Jan 02, 2014)
All games



Opponent	Date	Score	00	02	05	12	15	21	23	24	25	31	33	41
			FARMER,LIND	GAINES,OJL	SESSIONS,K	MONTGUT,W	DAVIS,TIFF	MORRISON,L	ROY,TINA	WELCH,ALEI	MITCHELL,T	DOZIER,RASI	IBIAME,LEEM	COATES,ALA
CSU	11/08/13	99-29 w	0-0-0	4-4-5	10-2-3	7-4-1	5-2-1	0-1-1	5-3-7	15-8-0	12-1-1	4-3-5	17-6-0	20-7-1
LATECH	11/10/13	68-45 w	0-0-0	2-4-3	7-1-5	0-3-0	3-2-1	0-0-0	2-1-2	14-10-3	10-4-3	7-1-0	11-8-1	12-10-0
COFC	11/14/13	81-54 w	0-0-0	2-1-0	2-1-4	2-8-0	7-1-3	0-1-1	6-0-2	12-17-2	11-8-1	16-2-3	12-6-0	11-14-0
SHU	11/17/13	88-67 w	DNP	0-1-1	17-3-5	0-0-1	0-1-0	2-0-0	5-2-1	15-8-4	15-3-4	6-4-2	18-8-0	10-8-1
at CU	11/20/13	68-43 w	0-0-0	DNP	10-3-3	1-4-0	0-0-1	0-0-0	3-3-0	17-10-4	14-6-5	4-9-0	10-6-1	9-6-0
at SDSU	11/23/13	88-54 w	DNP	1-1-1	12-0-5	2-2-0	0-0-3	0-1-1	6-1-2	8-4-2	17-3-9	16-3-0	5-4-1	21-8-0
at USC	11/25/13	70-50 w	DNP	DNP	7-1-3	0-2-1	DNP	0-0-0	11-3-0	14-6-1	22-6-4	4-2-2	4-5-1	8-9-0
NCCU	12/02/13	79-27 w	3-3-0	4-5-4	7-0-6	5-1-1	DNP	3-2-0	2-6-5	13-4-1	19-3-1	6-2-1	2-3-0	15-7-1
at CHA	12/08/13	76-61 w	DNP	0-1-0	6-2-3	3-2-0	0-0-0	2-0-0	1-2-1	18-6-0	15-3-4	10-5-4	19-9-0	2-4-0
vs NC	12/18/13	66-74 L	DNP	2-1-2	4-2-1	0-1-0	0-0-0	DNP	2-4-0	23-6-0	18-5-1	3-3-1	14-5-1	0-1-0
WU	12/20/13	69-61 w	DNP	2-1-1	DNP	2-3-0	3-4-2	DNP	0-0-0	14-8-2	20-1-7	13-2-5	12-9-0	3-3-0
SCSUW	12/22/13	70-26 w	0-1-0	6-4-2	DNP	2-5-0	6-1-3	0-1-0	7-1-2	8-5-3	5-9-4	4-4-3	9-9-1	23-5-1
SSU	12/28/13	82-40 w	0-0-0	7-0-1	DNP	0-0-0	8-1-0	1-2-0	2-2-2	14-3-5	18-7-4	10-1-1	5-9-0	17-12-0
at AR	01/02/14	55-51 w	DNP	1-1-1	DNP	DNP	3-6-1	DNP	0-2-0	11-7-2	16-11-1	9-2-5	4-4-0	11-12-0



2013-14 South Carolina Basketball
 South Carolina Team Game-by-Game Comparison (as of Jan 02, 2014)
 All games



Opponent	1st	2nd	Score	Mar	Total FG	FG Pct	3-Pointers	3FG Pct	Free Throws	FT Pct	Rebounds	Assist	T/Over	Block	Steal	Fouls
CHARLESTON SOUTHERN	52/13	47/16	99-29	+70	39-64/10-54	.609/.185	3-6/4-23	.500/.174	18-28/5-6	.643/.833	46/25	25/6	10/25	12/5	17/5	9/19
LOUISIANA TECH	31/17	37/28	68-45	+23	28-62/18-50	.452/.360	4-18/4-7	.222/.571	8-22/5-14	.364/.357	47/29	18/10	13/17	4/2	6/7	15/22
COLL. OF CHARLESTON	46/34	35/20	81-54	+27	25-66/21-68	.379/.309	9-28/3-13	.321/.231	22-42/9-18	.524/.500	62/38	16/12	12/10	8/2	5/5	15/27
SETON HALL	41/39	47/28	88-67	+21	26-45/26-67	.578/.388	6-12/6-11	.500/.545	30-44/9-18	.682/.500	38/30	19/4	11/8	9/2	6/5	16/28
Clemson	27/15	41/28	68-43	+25	26-57/14-48	.456/.292	4-16/3-7	.250/.429	12-18/12-19	.667/.632	49/27	14/7	12/11	5/2	6/5	13/17
San Diego State	43/32	45/22	88-54	+34	29-55/21-48	.527/.438	9-23/1-8	.391/.125	21-31/8-15	.677/.533	30/31	24/10	8/25	4/1	12/5	18/25
USC	30/24	40/26	70-50	+20	24-48/20-52	.500/.385	2-6/1-11	.333/.091	20-26/9-18	.769/.500	35/30	12/12	19/22	3/4	8/10	18/21
NC CENTRAL	46/15	33/12	79-27	+52	31-53/8-50	.565/.160	6-18/1-14	.333/.071	11-16/10-12	.688/.833	38/28	20/6	7/16	4/1	7/3	11/13
Charlotte	33/32	43/29	76-61	+15	25-53/24-53	.472/.453	1-6/3-13	.167/.231	25-33/10-12	.758/.833	36/29	12/10	15/18	7/0	10/6	13/24
#14/13 North Carolina	27/39	39/35	66-74	(8)	23-56/28-61	.411/.459	1-11/4-16	.091/.250	19-29/14-17	.655/.824	33/43	6/12	14/17	6/3	7/5	18/23
WINTHROP	37/23	32/38	69-61	+8	24-48/24-59	.500/.407	8-19/4-8	.421/.500	13-24/9-10	.542/.900	34/30	17/13	20/13	5/2	4/8	12/21
SC STATE	37/12	33/14	70-26	+44	26-57/12-49	.456/.245	5-12/2-19	.417/.105	13-18/0-2	.722/.000	47/21	19/7	14/16	5/1	7/8	11/14
SAVANNAH STATE	43/25	39/15	82-40	+42	24-47/13-49	.511/.265	4-6/2-10	.667/.200	30-48/12-14	.625/.857	39/27	13/6	10/19	5/3	10/4	17/31
Arkansas	28/16	27/35	55-51	+4	21-52/18-69	.404/.261	1-5/5-19	.200/.263	12-19/10-14	.632/.714	48/38	10/8	21/10	11/6	4/11	19/20

Note: Game totals are displayed in the format TEAM/OPPONENT for each category



2013-14 South Carolina Basketball
South Carolina Combined Team Statistics (as of Jan 02, 2014)
All games



RECORD:	OVERALL	HOME	AWAY	NEUTRAL
ALL GAMES	13-1	8-0	5-0	0-1
CONFERENCE	1-0	0-0	1-0	0-0
NON-CONFERENCE	12-1	8-0	4-0	0-1

##	Player	gp-gs	min	avg	Total		3-Point		F-Throw		Rebounds				pf	dq	a	to	blk	stl	pts	avg			
					fg-fga	fg%	3fg-fga	3fg%	ft-fga	ft%	off	def	tot	avg											
25	MITCHELL, Tiffany	14-14	409	29.2	68-128	.531	16-33	.485	60-84	.714	22	48	70	5.0	20	0	49	36	0	33	212	15.1			
24	WELCH, Aleighsa	14-13	385	27.5	73-110	.664	0-0	.000	50-83	.602	43	59	102	7.3	21	0	29	19	14	15	196	14.0			
41	COATES, Alaina	14-1	240	17.1	57-87	.655	0-0	.000	48-75	.640	34	72	106	7.6	32	0	4	18	28	6	162	11.6			
33	BIAM, Elem	14-14	334	23.9	55-103	.534	0-0	.000	32-48	.667	28	63	91	6.5	37	2	6	16	32	11	142	10.1			
05	SESSIONS, Khadijah	10-10	266	26.6	26-70	.371	8-28	.286	22-33	.667	4	11	15	1.5	14	0	38	14	0	14	82	8.2			
31	DOZIER, Asia	14-13	362	25.9	40-99	.404	19-50	.380	13-20	.650	11	32	43	3.1	21	0	32	32	2	11	112	8.0			
23	ROY, Tina	14-1	240	17.1	18-67	.269	8-39	.205	8-10	.800	6	24	30	2.1	8	0	24	7	4	4	52	3.7			
15	DAVIS, Tiffany	12-4	171	14.3	12-31	.387	7-16	.438	4-9	.444	2	16	18	1.5	8	0	15	24	1	4	35	2.9			
02	GAINES, Olivia	12-0	142	11.8	11-20	.550	0-1	.000	9-13	.692	8	16	24	2.0	14	0	21	8	2	9	31	2.6			
12	MONTOUT, Wilka	13-0	169	13.0	9-34	.265	3-10	.300	3-15	.200	19	16	35	2.7	14	0	4	8	4	1	24	1.8			
21	MORRISON, LeAnna	11-0	49	4.5	1-9	.111	1-7	.143	5-8	.625	4	4	8	0.7	4	0	3	2	0	1	8	0.7			
00	FARMER, India	7-0	33	4.7	1-5	.200	1-2	.500	0-0	.000	2	2	4	0.6	2	0	0	0	1	0	3	0.4			
Team											10	26	36												2
Total.....		14	2800	371-763		.486	63-186	.339	254-398	.638	193	389	582	41.6	195	2	225	186	88	109	1059	75.6			
Opponents.....		14	2800	257-777		.331	43-179	.240	122-189	.646	149	277	426	30.4	305	9	123	227	34	87	679	48.5			

TEAM STATISTICS	SC	OPP	Date	Opponent	Score	Att.
SCORING	1059	679	11/08/13	CHARLESTON SOUTHERN	w 99-29	5120
Points per game	75.6	48.5	11/10/13	LOUISIANA TECH	w 68-45	5078
Scoring margin	+27.1	-	11/14/13	COLL. OF CHARLESTON	w 81-54	4882
FIELD GOALS-ATT	371-763	257-777	11/17/13	SETON HALL	w 88-67	4765
Field goal pct	.486	.331	11/20/13	at Clemson	w 68-43	715
3 POINT FG-ATT	63-186	43-179	11/23/13	at San Diego State	w 88-54	642
3-point FG pct	.339	.240	11/25/13	at USC	w 70-50	897
3-pt FG made per game	4.5	3.1	12/02/13	NC CENTRAL	w 79-27	4347
FREE THROWS-ATT	254-398	122-189	12/08/13	at Charlotte	w 76-61	1357
Free throw pct	.638	.646	12/18/13	vs #14/13 North Carolina	L 66-74	4137
F-Throws made per game	18.1	8.7	12/20/13	WINTHROP	w 69-61	5021
REBOUNDS	582	426	12/22/13	SC STATE	w 70-26	5937
Rebounds per game	41.6	30.4	12/28/13	SAVANNAH STATE	w 82-40	4824
Rebounding margin	+11.1	-	* 01/02/14	at Arkansas	w 55-51	2215
ASSISTS	225	123				
Assists per game	16.1	8.8	* - Conference game			
TURNOVERS	186	227				
Turnovers per game	13.3	16.2				
Turnover margin	+2.9	-				
Assist/turnover ratio	1.2	0.5				
STEALS	109	87				
Steals per game	7.8	6.2				
BLOCKS	88	34				
Blocks per game	6.3	2.4				
ATTENDANCE	39974	9963				
Home games-Avg/Game	8-4997	5-1165				
Neutral site-Avg/Game	-	1-4137				

Score by Periods	1st	2nd	Totals
South Carolina	521	538	1059
Opponents	336	346	682