

SOUTH CAROLINA WOMEN'S BASKETBALL



Be the change.

Game Information

Date: Thursday, February 6, 2014, 7 p.m. (CT)
Site: Starkville, Miss. • Humphrey Coliseum (10,500)
TV: None
Radio: WNKT 107.5 FM/WISW 1320 AM (Brad Muller); GamecocksOnline.com

Live Video: HailState.com (Fee)
Live Stats: HailState.com

South Carolina Gamecocks 20-2, 8-1 SEC

Ranking: 6/7 (AP/Coaches)
Head Coach: Dawn Staley
Record at SC: 112-68 (6th)
Career Rec.: 284-148 (14th)
vs. MSU: 4-3
Top Scorer: Mitchell (15.5 ppg)
Top Rebounder: Coates (8.0 rpg)



vs.



Mississippi State Bulldogs 16-7, 3-6 SEC

Ranking: -/-
Head Coach: Vic Schaefer
Rec. at MSU: 29-24 (2nd)
Career Rec.: 109-134 (9th)
vs. SC: 0-2
Top Scorer: Alwal (15.4 ppg)
Top Rebounder: Alwal (8.6 rpg)

Series History: MSU leads 16-13
In Starkville: MSU leads 9-4
In Columbia: SC leads 9-5
Neutral Site: MSU leads 2-0

2013-14 Schedule

Nov. 1	North Greenville (Exh.)	W, 96-35
Nov. 8	Charleston Southern	W, 99-29
Nov. 10	Louisiana Tech	W, 68-45
Nov. 14	C. of Charleston (FSSO)	W, 81-54
Nov. 17	Seton Hall	W, 88-67
Nov. 20	at Clemson	W, 68-43
Nov. 23	at San Diego State	W, 88-54
Nov. 25	at Southern Cal (Pac-12)	W, 70-50
Dec. 2	NC Central (FSSO)	W, 79-27
Dec. 8	at Charlotte	W, 76-61
<i>Carolinas Challenge</i>		
Dec. 18	vs. #14/13 North Carolina	L, 66-74
Dec. 20	Winthrop	W, 69-61
Dec. 22	SC State (FSSO)	W, 70-26
Dec. 28	Savannah State (FSSO)	W, 82-40
Jan. 2	at Arkansas*	W, 55-51
Jan. 5	Vanderbilt* (ESPNU)	W, 76-66
Jan. 9	#9/10 Kentucky*	W, 68-59
Jan. 12	at Auburn* (SPSO)	W, 72-66
Jan. 16	at #25/21 Texas A&M* (FSW)	L, 65-67 (ot)
Jan. 19	Alabama*	W, 77-51
Jan. 26	at #16/19 Vanderbilt* (ESPN2)	W, 61-57
Jan. 30	Mississippi*	W, 99-70
Feb. 2	Missouri*	W, 78-62
Feb. 6	at Mississippi State*	8 p.m.
Feb. 9	Arkansas* (SECTV)	2 p.m.
Feb. 16	at LSU* (ESPN2)	3:30 p.m.
Feb. 20	at Kentucky* (FSSO)	7 p.m.
Feb. 23	Florida* (SPSO)	1 p.m.
Feb. 27	Georgia*	7 p.m.
Mar. 2	at Tennessee* (ESPNU)	2:30 p.m.

* indicates SEC game
 All Times Listed as Eastern and are subject to change
 Television outlet listed in parentheses – FSSO is Fox Sports South/Fox Sports Carolinas; SPSO is SportSouth; FSW is Fox Sports Southwest; SECTV is SEC over-the-air syndicated package













South Carolina Notables

- This is the Gamecocks' 40th season as a varsity sport, the sixth with head coach Dawn Staley at the helm. It is South Carolina's 23rd season in the SEC.
- South Carolina is 8-1 in SEC play for the second time in school history, matching the program's best ever nine-game start in conference play as the 1987-88 team went 8-1 to open Metro Conference action.
- Eschewing the idea of a sophomore slump, South Carolina leading scorer Tiffany Mitchell has established herself as one of the most versatile players in the SEC this season. In conference games, she is the only player in the league to rank among the conference's top 20 in points (7th, 16.1) and rebounds (16th, 6.3) AND the top 15 in assists (11th, 3.6) and steals (3rd, 2.6). She was named to the Dawn Staley Award Watch List last week.
- Center Alaina Coates earned her fourth SEC Freshman of the Week honor on Monday. LSU's Danielle Ballard and Georgia's Jasmine James hold the league record with five selections in 2013 and 2010, respectively.
- Junior center Elem Ibiam's eight blocks over two games last week moved her into third place on the program's single-season blocked shots list, just four off the school record of 60 held by Lakesha Tolliver (2006-07). Her 103 career blocks are tied for seventh in school history (Schonna Banner, 1986-90).

Tale of the Tape

Mississippi State				South Carolina			
Overall	SEC Rank	SEC Only	SEC Rank	Overall	SEC Rank	SEC Only	SEC Rank
16-7				20-2			8-1
11-2		2-2		13-0			5-0
3-4		1-4		7-1			3-1
2-1				0-1			
74.5	6th	65.3	9th	75.2	5th	72.3	3rd
61.1	5th	70.6	T-12th	53.5	2nd	61.0	2nd
.413	12th	.385	11th	.491	1st	.489	1st
.393	9th	.464	13th	.343	1st	.350	1st
.315	8th	.327	6th	.368	5th	.425	1st
.270	3rd	.253	1st	.269	2nd	.315	7th
.710	4th	.684	8th	.650	11th	.668	10th
20.9		16.3		18.2		17.7	
40.5	8th	35.4	11th	41.0	6th	40.8	2nd
+4.6	8th	-1.7	9th	+9.9	2nd	+8.0	1st
15.5	7th	13.9	5th	16.0	5th	15.1	2nd
+7.2	1st	+1.3	5th	+0.2	11th	-5.2	14th
10.7	2nd	7.7	9th	7.0	T-12th	5.4	13th
4.0	6th	3.2	8th	6.9	1st	8.2	1st

2013-14 South Carolina Media Roster

0		<p>India Farmer 6-0 • Freshman • Forward • N. Myrtle Beach, S.C.</p> <p>PPG 0.6 RPG 0.4 APG 0.0 FG% .286 FT% —</p>	<p>LAST GAME: 1 min vs. Mizzou NOTABLE: Has played in 10 games ... Hit a 3 against Alabama for first SEC pts ... First career points and rebounds against NC Central ... Named Toast of the Coast Player of the Year by <i>The Sun News</i>, earned all-state honors as a senior.</p>	<p>Career Highs Pts: 3, 2x, last vs. Ala., 1/19/14 Reb: 3 vs. NC Central 12/2/13 A: — S: — Min: 11 vs. NC Central 12/2/13</p>
2		<p>Olivia Gaines 5-7 • Junior • Guard • Chester, S.C.</p> <p>PPG 2.4 RPG 1.6 APG 1.3 FG% .515 FT% .684</p>	<p>LAST GAME: 2 min vs. Mizzou NOTABLE: First career start vs. Ala. ... Gained confidence during semester break ... Aggressive defender ... Named 2013 Junior/Community College Player of the Year by WBCA ... Helped team to 2013 NJCAA Division II national title.</p>	<p>Career Highs Pts: 7 vs. Savannah St., 12/28/13 Reb: 5 vs. NC Central 12/2/13 A: 5 vs. Char. Sthrn., 11/8/13 S: 3 vs. Char. Sthrn., 11/8/13 Min: 23 vs. Alabama, 1/19/14</p>
5		<p>Khadijah Sessions 5-8 • Sophomore • Guard • Myrtle Beach, S.C. <i>kub-DEE-zhub SESH-uns</i></p> <p>PPG 7.6 RPG 1.4 APG 3.3 FG% .392 FT% .683</p>	<p>LAST GAME: 13 pts, 6 assts, 4 stls vs. Mizzou NOTABLE: Assist leader six times ... has six double-figure scoring games and five games of 5+ assists ... Hit two FTs in final 11 seconds to seal win at Vandy ... aggressive point guard, building leadership ... Voted a team captain.</p>	<p>Career Highs Pts: 19 vs. Auburn, 2/3/13 Reb: 5 at Florida, 1/20/13 A: 6, 2x, vs. Missouri, 2/2/14 S: 4, 3x, vs. Missouri, 2/2/14 Min: 37 at USC, 11/25/13</p>
12		<p>Wilka Montout 6-3 • Senior • Forward • Cayenne, French Guiana <i>WIL-kub mawn-TOO</i></p> <p>PPG 2.1 RPG 2.2 APG 0.3 FG% .350 FT% .316</p>	<p>LAST GAME: 5 min vs. Mizzou NOTABLE: Solid play at Vandy during foul trouble for starters ... Hit pair of 3s against Alabama ... Career-high 8 rebs vs CoFC ... Rangy forward who can stretch defenses with her shooting touch.</p>	<p>Career Highs Pts: 12 vs. LA Tech, 11/12/12 Reb: 8 vs. CoFC, 11/14/13 B: 2, 2x, vs. CSU, 11/8/13 S: 1, 4x, vs. CSU, 11/8/13 Min: 24 vs. Sav. State, 11/15/12</p>
15		<p>Tiffany Davis 5-7 • R-Freshman • Guard • Houston, Texas</p> <p>PPG 2.5 RPG 1.2 APG 1.1 FG% .357 FT% .625</p>	<p>LAST GAME: 2 assts in 11 min vs. Mizzou NOTABLE: Career-high 11 pts vs. Ole Miss in just 16 min off bench ... Learning how to get team organized on both ends and spot up for open shots on offense ... Good shooter ... Fully recovered from knee surgery last fall.</p>	<p>Career Highs Pts: 11 vs. Ole Miss, 1/30/14 Reb: 6 at Arkansas, 1/2/14 A: 3, 4x, vs. SC.St., 12/22/13 S: 5 vs. Elon, 11/9/12 Min: 30 at Arkansas, 1/2/14</p>
21		<p>LeAnna Morrison 5-5 • R-Sophomore • Guard • Monck's Corner, S.C.</p> <p>PPG 0.6 RPG 0.6 APG 0.2 FG% .100 FT% .600</p>	<p>LAST GAME: 1 min vs. Mizzou NOTABLE: Has played in 14 games ... Hit first career field goal against NC Central ... Ran track for two seasons at Charlotte ... Named 2011 All-Lowcountry Female Athlete of the Year by <i>The Post & Courier</i>.</p>	<p>Career Highs Pts: 3 vs. NC Central 12/2/13 Reb: 2, 2x, vs. Sav. St., 12/28/13 A: 1, 3x, at San Diego St., 11/23/13 S: 1 vs. Seton Hall, 11/17/13 Min: 12 vs. NC Central 12/2/13</p>
23		<p>Tina Roy 5-11 • R-Sophomore • Guard • Kaplan, La.</p> <p>PPG 3.8 RPG 1.9 APG 1.7 FG% .288 FT% .647</p>	<p>LAST GAME: 1 reb in 10 min vs. Mizzou NOTABLE: Key to 1st-half run vs. Kentucky, 11 points in opening 20 min ... Drew 1st career start at Charlotte ... Fully recovered from knee surgery in August 2012.</p>	<p>Career Highs Pts: 15 vs. Presby, 11/27/11 Reb: 6 vs. NC Central, 12/2/13 A: 7 vs. Char. Sthrn., 11/8/13 S: 3 at Charlotte 11/27/11 Min: 31 vs. Vandy, 1/5/14</p>
24		<p>Aleighsa Welch 6-0 • Junior • Forward • Goose Creek, S.C. <i>uh-LEE-sub Welch</i></p> <p>PPG 13.4 RPG 7.5 APG 2.1 FG% .611 FT% .597</p>	<p>LAST GAME: 11 pts, 6 rebs vs. Mizzou NOTABLE: Ranks 5th in nation, 1st in SEC in FG%age ... 16th in SEC in ppg, 10th in rpg, 3rd in off. rebs (3.3)... 5 dbl-dbls ... CoSIDA Acad. All-District ... Naismith Early Season Watch List and preseason All-SEC 1st Team ... Team captain.</p>	<p>Career Highs Pts: 23 vs. N. Carolina, 12/18/13 Reb: 17 vs. CoFC, 11/14/13 A: 5 vs. Savannah St., 12/28/13 S: 3, 4x, at Charlotte, 12/8/13 Min: 43 at Texas A&M, 1/16/14</p>
25		<p>Tiffany Mitchell 5-9 • Sophomore • Guard • Charlotte, N.C.</p> <p>PPG 15.5 RPG 5.3 APG 3.6 FG% .526 FT% .758</p>	<p>LAST GAME: 20 pts, 9 rebs, 4 stls vs. Mizzou NOTABLE: Scored in double figures 20 times and team's top scorer 9 times ... Ranks 9th in SEC in ppg, 3rd in FG %age, 2nd in steals (2.5), 12th in assists, 9th in FT%age ... Named to Dawn Staley Award Watch List.</p>	<p>Career Highs Pts: 22 at USC, 11/25/13 Reb: 11, 5x, at Arkansas, 1/2/14 A: 9 at San Diego St., 11/23/13 S: 6 at Auburn, 1/12/14 Min: 39 vs. Kentucky, 1/9/14</p>
31		<p>Asia Dozier 6-0 • Sophomore • Guard/Forward • Columbia, S.C. <i>Asia DOE-zhur</i></p> <p>PPG 7.4 RPG 2.9 APG 2.8 FG% .385 FT% .600</p>	<p>LAST GAME: 11 pts, 4 assts, 3 rebs vs. Mizzou NOTABLE: Scored in double figures 6 times ... Key to 1st half lead at Vandy while 3 other starters out with foul trouble ... Avg. 3.8 assists in SEC play to rank 10th in league.</p>	<p>Career Highs Pts: 16, 2x, last at SDSU, 11/23/13 Reb: 10 vs. Elon, 11/9/12 A: 6 vs. Ole Miss, 1/30/14 S: 2, 5x, at Charlotte, 12/8/13 Min: 40 at Arkansas, 1/2/14</p>
33		<p>Elem Ibiam 6-4 • Junior • Center • Fayetteville, Ga. <i>ELL-um IB-ee-um</i></p> <p>PPG 10.1 RPG 6.7 BPG 2.5 FG% .558 FT% .704</p>	<p>LAST GAME: 10 pts, 6 rebs, 3 blks vs. Mizzou NOTABLE: Leads SEC and is 25th in nation in blocks ... Netted 10+ pts 13 times and blocked at least 3 shots 11 times ... 10+ pts in last four games ... Steady force in 1st half at Vandy w/ 3 starters out with fouls ... Voted team captain.</p>	<p>Career Highs Pts: 19, 2x, at Charlotte, 12/8/13 Reb: 12 at Texas A&M, 1/16/14 B: 6 vs. Kentucky, 1/9/14 S: 2, 4x, vs. UNC, 12/18/13 Min: 34 at Texas A&M, 1/16/14</p>
41		<p>Alaina Coates 6-4 • Freshman • Center • Irmo, S.C. <i>uh-LAY-nuh COATS</i></p> <p>PPG 12.3 RPG 8.0 BPG 2.1 FG% .641 FT% .615</p>	<p>LAST GAME: 13 pts, 5 rebs, 4 blks vs. Mizzou NOTABLE: Has 7 double-doubles, 5 20-pt gms ... Only fr. to rank among both SEC's top 25 ppg and 20 rpg ... In SEC, 7th in rpg, 21st in ppg, 3rd in blks ... Avg. 13.3 pts, 9.0 rebs, 2.6 blks in SEC play ... 4-time SEC Fr. of the Week.</p>	<p>Career Highs Pts: 24, 2x, vs. Ole Miss, 1/30/14 Reb: 17 vs. Kentucky, 1/9/14 B: 5 at Arkansas, 1/2/14 S: 2 at Clemson, 11/20/13 Min: 28 vs. Vanderbilt, 1/5/14</p>

Starter

Reserve

Quick Facts

The University

Location: Columbia, S.C.

Founded: 1801

Enrollment: 31,288

Colors: Garnet (PMS 202C) and Black

Nickname: Gamecocks

Conference: Southeastern

President: Dr. Harris Pastides

Athletics Director: Ray Tanner

Facility: Colonial Life Arena (18,000)

Coaching Staff

Head Coach: Dawn Staley

Alma Mater: Virginia, 1992

Overall Record: 284-148 (14th season)

School Record: 112-68 (6th season)

Assoc. Head Coach (Alma Mater):

Lisa Boyer (Ithaca, 1972)

Assistant Coaches (Alma Mater):

Nikki McCray (Tennessee, 1995)

Darius Taylor (Michigan, 2000)

Team Information

2012-13 Record: 25-8

Home: 13-3 Away: 7-3 Neutral: 5-2

SEC Record (Finish): 11-5 (T-4th)

Home: 6-2 Away: 5-3

Letterwinners Returning/Lost: 6/3

Starters Returning/Lost: 2/3

Program History

First Year of Women's Basketball: 1974-75

All-Time Record: 692-497 (40th season)

All-Time SEC Record: 110-198 (23rd season)

NCAA Appearances (Last): 10 (2013)

NCAA Tournament Record: 11-10

Last NCAA Result: L, 69-75, Kansas, Boulder,

Colo., 3/25/13, Second Round

WNIT Appearances (Last): 4 (2011)

WNIT Record: 3-4

Media Relations

Women's Basketball Contact: Diana Koval

Office: 803.777.7977

Cell: 314.369.6050

Email: dkoval@mailbox.sc.edu

Press Row Phone: 803.777.6182

Athletics Department on the Web

Website: GamecocksOnline.com

Twitter: @GamecocksOnline

Facebook: Facebook.com/GamecocksOnline

YouTube: YouTube.com/GamecocksOnline

Women's Basketball on Twitter

Team: @GamecockWBB

Head Coach: @DawnStaley

A South Carolina Win Would...

- Be the Gamecocks' 21st this season, giving this team the program record for quickest to 21 wins.
- Make the Gamecocks 9-1 in conference play for the first time in school history, surpassing previous 10-game record of 8-2 of the 1987-88 team (Metro Conference).

By the Numbers

- 1 Team with two players listed among both the SEC's overall top 30 in scoring and top 20 rebounding – Aleighsa Welch (16th/10th) and Alaina Coates (21st/7th)
- 2 Double-doubles needed by center Alaina Coates to tie the Gamecock freshman record for double-doubles in a season (9 by Kelsey Bone in 2008-09)
- 3.8 Assists per SEC game by sophomore Asia Dozier to lead the team and rank 10th in the SEC
- 4 Blocks needed by junior center Elem Ibiam to tie the single-season record of 60 currently held by Lakesha Tolliver (2006-07)
- 4 SEC Freshman of the Week selections for center Alaina Coates, the most ever by a Gamecock
- 5 Different Gamecocks who have been the team's high scorer in a game this season – Alaina Coates, Asia Dozier, Elem Ibiam, Tiffany Mitchell and Aleighsa Welch
- 9 Games this season in which sophomore guard Tiffany Mitchell has had a hand in at least one-third of the offense (points plus assists) – highlighted by helping to deliver 52.2 percent of the Gamecocks' 69 points against Winthrop (Dec. 20) – during which the Gamecocks are 7-1
- 10 Individual 20-point games this season by the Gamecocks – five by Alaina Coates, three by Tiffany Mitchell two by and Aleighsa Welch
- 12 Games in which South Carolina has shot at least 50.0 percent from the field this season – including two games over 60.0 percent (Charleston Southern, Ole Miss) – after reaching the mark just 12 times in the previous five seasons under Staley
- 12 Games this season in which South Carolina has scored at least 50.0 percent of its points in the paint, including four of at least 60.0 percent of scoring coming from the paint (Chas. Sthrn., 70.7%; at USC, 60.0%; UK, 61.8%; at Vandy, 75.4%)
- 12 Opponents who have been held to 55 or fewer points by the Gamecocks this season, helping the Gamecocks rank third in the nation in scoring defense
- 38 Weeks in which the Gamecocks have ranked 10th or higher in the Associated Press poll all-time, including seven this season. South Carolina's best ever ranking was No. 2, which it held for three weeks in Dec. 1981.
- 46 Blocked shots by center Alaina Coates this season, setting a new Gamecock freshman record and ranking 10th in school history
- 99 Points scored by the Gamecocks against Ole Miss (Jan. 30), a school record in an SEC game and the most by any SEC school in a league game this season

Mississippi State Series Notes

The Bulldogs lead the series 16-13, but the Gamecocks have won the last four meetings, including the last two at Humphrey Coliseum.

South Carolina swept the 2012-13 series with a 60-46 win in Starkville, Miss., on Jan. 6 followed by a 58-43 home win on Feb. 24. Mississippi State's last win in the series was a 55-53 decision on Feb. 11, 2010, in Columbia, S.C.

Current Gamecock Streaks

	Total	Home	Road	Neut.
Overall	W4	W15	W1	L2
SEC	W4	W7	W1	—
Non-Conference	W3	W10	W7	L2
Ranked Teams	W1	W1	W1	L4

Gamecocks in the Rankings

(as of 2/2)

Team	SEC	NCAA	Actual
Scoring Offense	5	49	75.2
Scoring Defense	2	3	53.5
Scoring Margin	1	7	+21.7
Field Goal Percentage	1	5	.491
Field Goal %age Def.	1	6	.343
3-Point FG %age	5	25	.368
3-Point FG %age Def.	2	17	.269
3-Point FG Made/Gm.	10	255	4.4
Free Throw Percentage	11	278	.650
Rebounding Offense	6	—	41.0
Rebounding Defense	1	—	31.0
Rebounding Margin	2	11	+9.9
Assists	5	46	16.0
Steals	T-12	206	7.0
Turnover Margin	11	164	+0.2
Turnovers	—	61	14.5
Assist-to-Turnover Ratio	2	35	1.1
Blocked Shots	1	3	6.9

Alaina Coates	SEC	NCAA	Actual
Scoring	21	—	12.3
Rebounding	7	150	8.0
Blocks	3	44	2.1
Off. Rebounds	15	—	2.6

Elem Ibiam	SEC	NCAA	Actual
Rebounding	16	—	6.7
Blocks	1	25	2.5

Tiffany Mitchell	SEC	NCAA	Actual
Scoring	9	198	15.5
FG Percentage	3	54	.526
Assists	12	211	3.6
FT Percentage	9	250	.758
Steals	2	40	2.5
Assist-to-Turnover Ratio	14	213	1.4

Khadijah Sessions	SEC	NCAA	Actual
Assist-to-Turnover Ratio	3	46	2.2

Aleighsa Welch	SEC	NCAA	Actual
Scoring	16	—	13.4
Rebounding	10	208	7.5
FG Percentage	1	5	.611
Blocks	15	226	1.0
Off. Rebounds	3	—	3.3

Staley in the Hall of Fame

Head coach Dawn Staley was enshrined in the Naismith Memorial Basketball Hall of Fame this fall, becoming just the 15th female player to earn the honor based on her individual merits (not as part of a team enshrinement).

Staley's career shone in an era that spawned two professional women's basketball leagues in the United States and forever changed the dreams of the nation's top female players. On the international stage, she collected three Olympic gold medals (1996, 2000, 2004) and was twice named the USA Basketball Female Athlete of the Year (1994, 2004). In the U.S. she turned national high school player of the year honors into a career at Virginia that yielded three All-America seasons, including a 1991 campaign that ended with being named national player of the year. On the professional level, Staley was a five-time WNBA All-Star who was named to the All-Decade Team and one of the 15 most influential players in league history.

Five-Second Count

For the first time in her tenure at South Carolina, head coach Dawn Staley's Gamecocks look different – on the court and in the box score. After seasons of building around defense, Staley finally has a group that is designed for offensive efficiency. The Gamecocks are scoring more (75.2 ppg, 49th in nation) and more efficiently (.491 FG %age – 1st in SEC, 5th in nation) than at any time in the Staley era. And, after seasons of talented guards generating their own offense, Staley's 2013-14 success is predicated on getting the ball inside – three primary post players combine to score 47.6 percent of the team's points – and on ball movement creating the best shots as 60.6 percent of made field goals have been assisted.

Defense is still a staple of the program with the Gamecocks ranking second in the SEC and third in the nation, allowing just 53.5 points per game. Only nine of 22 opponents this season have scored 55 or more points against South Carolina.

Talking Top 10

South Carolina is ranked No. 6 in the Associated Press poll this week, the program's highest ranking since coming in at No. 4 the week of Jan. 10, 1982. The Gamecocks' seventh appearance in the top 10 this season surpasses the 2001-02 team's six entries among the nation's 10 best teams and is two weeks shy of matching the 1981-82 Gamecocks who were in it a school-record nine weeks at the start of their season.

Reading the RPI

With a 20-2 record, including a 7-1 mark on the road, the Gamecocks are eighth in the NCAA RPI released on Feb. 3. South Carolina is one of six SEC schools rated in the top 20 – LSU (5), Tennessee (7), Vanderbilt (14), Texas A&M (16), Kentucky (18). The Gamecocks have three of those teams ahead on the schedule – at LSU (Feb. 16), at Kentucky (Feb. 20) and at Tennessee (Mar. 2).

Road Warriors

With comprehensive records beginning in the 1976-77 season (the third for women's basketball at South Carolina), the Gamecocks are 202-235 (.462) all-time in games played on the road, including a 33-30 mark (.524) in the Dawn Staley era. The Gamecocks had winning road records in each of the last two seasons, combining for a 16-8 record (.667) in 2011-12 and 2012-13.

February Figures

In its 40th season of women's basketball, South Carolina is 185-142 (.566) all-time in the month of February, including a 17-18 record (.486) in the sixth season of the Dawn Staley era. The Gamecocks went 4-3 in February each of the last three seasons under Staley.

Life in the League

South Carolina is 110-198 (.357) all-time in its 23rd season of SEC regular-season play. The Gamecocks are 70-85 (.452) in SEC games played in Columbia with a 40-113 record (.261) on the road. Under head coach Dawn Staley, the Gamecocks have a 46-41 (.529) SEC record, which includes a 2-12 slate in her first season at the helm. The 36 SEC regular-season victories in the previous four seasons are the best four-year mark for the program.

South Carolina finished the 2012-13 season tied for fourth in the SEC, marking the third time the Gamecocks finished among the top four. The program-record 11 SEC wins that season were enough for the second-straight fourth-place finish under head coach Dawn Staley. In fact, since joining the league for the 1991-92 season, South Carolina has finished in the top five just five times with three of those coming under Staley, who has accounted for 37.5 percent of the program's 104 SEC regular-season victories.

Overall, Staley boasts a 145-66 (.692) record in league play, including eight seasons leading her Temple teams to a 99-25 (.798) Atlantic 10 mark.

Stat Stuffer

Sophomore guard Tiffany Mitchell earned a spot on the Dawn Staley Award Watch List this season after both honing and diversifying her game, becoming one of the most productive players in the SEC. The Charlotte, N.C., native is the only player in the SEC to rank among the conference's top 20 in scoring (7th, 16.1) and rebounding (16th, 6.3) AND the top 15 in assists (11th, 3.6) and steals (3rd, 2.6) in league play.

Overall this season, Mitchell is ninth in the SEC at 15.5 points per game, third with a .526 field goal percentage, 12th at 3.6 assists per game and second with 2.5 steals per game. Ole Miss senior Valencia McFarland is the only other player to match that combination of rankings – fifth in scoring, 12th in field goal percentage, second in assists and ninth in steals.

All-Time Records vs. SEC

Opponent	Overall	Under Staley	SEC Season	SEC Tourn.	H	A	N	Streak	Last
Alabama	19-15	9-0	14-12	2-2	10-5	7-8	2-2	Won 9	W: 77-51, 1/19/14 (H)
Arkansas	11-17	4-3	11-15	0-2	7-5	4-10	0-2	Won 3	W: 55-51, 1/2/14 (A)
Auburn	17-21	5-3	12-15	1-1	10-7	6-12	1-2	Won 2	W: 72-66, 1/12/14 (A)
Florida	12-20	4-4	10-18	0-2	5-10	7-8	0-2	Won 4	W: 67-56, 3/3/13 (H)
Georgia	7-33	3-6	5-21	1-2	3-14	2-15	2-4	Lost 1	L: 40-42, 1/13/13 (A)
Kentucky	20-31	4-7	16-24	0-1	15-9	5-19	0-3	Won 1	W: 68-59, 1/9/14 (H)
LSU	5-22	2-5	4-22	1-0	3-10	1-12	1-0	Won 1	W: 66-59, 1/17/13 (H)
Ole Miss	17-17	7-2	13-12	2-4	10-4	5-8	2-5	Won 5	W: 99-70, 1/30/14 (H)
Miss. State	13-16	4-3	12-14	0-2	9-5	4-9	0-2	Won 4	W: 58-43, 2/24/13 (H)
Missouri	2-1	1-1	1-1	—	1-0	0-1	1-0	Won 1	W: 78-62, 2/2/14 (H)
Tennessee	2-44	1-7	1-25	0-3	1-19	1-20	0-5	Lost 2	L: 53-73, 1/3/13 (H)
Texas A&M	0-3	0-3	0-2	0-1	0-1	0-1	0-1	Lost 3	L: 65-57 (ot), 1/16/14 (A)
Vanderbilt	11-21	6-2	11-18	0-2	6-8	4-11	0-2	Won 3	W: 61-57, 1/26/14 (A)
Totals	136-261	50-46	110-198	7-22	78-97	46-134	9-30	Won 4	



Around the SEC

	SEC Games			Overall		
	W	L	Pct.	W	L	Pct.
South Carolina	8	1	.889	20	2	.909
Tennessee	7	2	.778	18	4	.818
Texas A&M	7	2	.778	17	6	.739
Florida	6	3	.667	16	6	.727
LSU	6	3	.667	17	5	.772
Vanderbilt	6	3	.667	17	5	.772
Kentucky	5	4	.556	17	5	.772
Alabama	3	6	.333	10	12	.454
Auburn	3	6	.333	12	10	.545
Georgia	3	6	.333	15	7	.681
Mississippi St.	3	6	.333	16	7	.695
Missouri	3	6	.333	14	8	.636
Arkansas	2	7	.222	15	7	.681
Ole Miss	1	8	.111	10	13	.434

Today's Action

February 6

Florida at Arkansas, 8 p.m.

Missouri at LSU, 8 p.m.

Tennessee at Ole Miss, 9 p.m. (CSS)

Recent Results

February 2

#13/12 Kentucky def. #14/14 LSU, 63-56

Florida def. Ole Miss, 81-60

#16/18 Vandy def. #17/15 Texas A&M, 71-69

Mississippi State def. Georgia, 80-67

Auburn def. Arkansas, 56-48

#10/10 Tennessee def. Alabama, 64-54

*Rankings are listed as AP/ESPN Poll
All Times Eastern; TV Network in ()*

2013-14 Award Watch

Alaina Coates

SEC Freshman of the Week (Nov. 11-17)
SEC Freshman of the Week (Dec. 30-Jan. 5)
SEC Freshman of the Week (Jan. 6-Jan. 12)
SEC Freshman of the Week (Jan. 27-Feb. 2)

Tiffany Mitchell

Dawn Staley Award Watch List

Aleighsa Welch

Preseason All-SEC First Team
Naismith Trophy Early Season Watch List
CoSIDA Academic All-District 4

to post a perfect shooting night with 7-of-7 field goals and 9-of-9 free throws against SC State (Dec. 22) and the first to post double-doubles in her first two SEC contests (later extended to three games). Coates' 17 rebounds against No. 9/10 Kentucky (Jan. 9) are the most ever by a Gamecock freshman and tied for the most by an SEC player in a league game this season. Her five blocks at Arkansas (Jan. 2) and 15 free throw attempts at San Diego State (Nov. 23) tied the South Carolina freshman records.

Rising to the Challenge

Junior forward Aleighsa Welch has expanded her game this season, while making room of the expanded roles of her younger teammates. As one of three team captains, Welch has shown leadership and maturity in welcoming teammates into the limelight with her, which is not to say that she has shied away from it.

When the spotlight shines the brightest and the team needs her most, Welch has delivered. The Gamecocks have played four nationally ranked opponents so far this season and, in those games, Welch leads the team in scoring and rebounding. She averages a double-double in those four games with 17.3 points – nearly four points higher than her season average – and 10.5 rebounds – three more than her season average. She is tied for the team lead with 2.0 assists in those outings as well, matching sophomore Tiffany Mitchell's distribution number.

Overall this season, Welch leads the SEC (and ranks fifth in the nation) in field goal percentage (.611) and is 16th in the league in scoring (13.4), 10th in rebounding (7.5) and third in offensive boards (3.3).

Make It, Take It

South Carolina is exhibiting its most efficient offense of the Dawn Staley era so far this season, leading the SEC and ranking fifth in the nation with 49.1 percent accuracy from the field. The Gamecocks have shot 50.0 percent or higher 12 times this season – the most in a season under Staley. In fact, in the previous five seasons, South Carolina hit at least 50.0 percent of its field goal attempts just 12 times combined. The Gamecocks are shooting a league-best 48.9 percent in SEC action.

This year's top effort was 60.9 percent against Charleston Southern (Nov. 8) – a program best under Staley – followed by a 60.8 percent showing against Ole Miss (Jan. 30). The Gamecocks made at least 65.0 percent of their attempts in a half five times this season, including a remarkable 73.9 percent (17-of-23) in the second half against Seton Hall (Nov. 17).

Post Presence

South Carolina's trio of primary post players – Alaina Coates, Elem Ibiam and Aleighsa Welch – has been a big key to the Gamecocks' offensive production so far this season. The trio has accounted for 788 of the team's 1,655 points this season – 47.6 percent – and is shooting a combined 60.4 percent from the field. Welch leads the way with 13.4 points per game (16th in SEC) on an SEC-best 61.1 percent shooting. Coates shoots a team-best 64.1 percent from the field (12 FGM shy of qualifying for SEC ranking) for 12.3 points per game (21st in SEC). Ibiam adds 10.1 points per game on 55.8 percent shooting.

Block Party!

With a pair of 6-foot-4 centers, the Gamecocks are a constant shot-blocking threat, leading the SEC and ranking third in the nation with 6.9 per game. South Carolina swatted away a school-record 14 shots against No. 9/10 Kentucky (Jan. 9) – the most by an SEC team in league play this season – with five different Gamecocks getting into the action.

Junior Elem Ibiam's 2.5 blocks per game lead the league and are 25th in the nation. Her total of 56 this season is already third in school history with an eye on the school record of 60 set by Lakesha Tolliver in 2006-07. After getting the season off to a solid start with five in the opener against Charleston Southern (Nov. 8), she swatted away a career-high six against No. 9/10 Kentucky (Jan. 9) to tie for the most ever by a

Freshman Figures

Four-time SEC Freshman of the Week honoree Alaina Coates has already put her stamp on the program, performing especially well in SEC action. Her seven double-doubles is two shy of the Gamecocks' freshman record (Kelsey Bone, 2009-10), and she is one of now just six South Carolina freshmen all-time to post at least five 20-point games and is just the second to do it in the SEC era. Her 46 blocked shots this season are the new Gamecock freshman record and are ninth in school history regardless of class.

The 6-foot-4 center is the league's best freshman rebounder with 8.0 per game overall and is second in the league, regardless of class, with 9.0 boards per conference game. Overall, Coates is the only freshman in the SEC to rank among both the top 25 scorers and top 20 rebounders (12.3 ppg, 21st; 8.0 rpg, 7th).

Many of Coates' single-game performances this season rank among the program's best for a freshman, highlighted by becoming the first Gamecock freshman

2013-14 Double-Doubles

Alaina Coates (7)

11/10	Louisiana Tech	12 pts/10 rebs
11/14	College of Charleston	11 pts/14 rebs
12/28	Savannah State	17 pts/12 rebs
1/2	at Arkansas	11 pts/12 rebs
1/5	Vanderbilt	24 pts/10 rebs
1/9	Kentucky	10 pts/17 rebs
1/30	Ole Miss	24 pts/12 rebs

Tiffany Mitchell (1)

1/2	at Arkansas	16 pts/11 rebs
-----	-------------	----------------

Aleighsa Welch (6)

11/10	Louisiana Tech	14 pts/10 rebs
11/14	College of Charleston	12 pts/17 rebs
11/20	at Clemson	17 pts/10 rebs
1/9	Kentucky	16 pts/14 rebs
1/14	at Texas A&M	20 pts/16 rebs
1/19	Alabama	12 pts/10 rebs

AP Top 25

(Week of Feb. 2)

1.	Connecticut	23-0
2.	Notre Dame	21-0
3.	Stanford	21-1
4.	Louisville	22-1
5.	Duke	21-2
6.	South Carolina	20-2
7.	Baylor	18-3
8.	Tennessee	18-4
9.	Penn State	17-4
10.	Maryland	17-4
11.	Arizona State	19-3
12.	Oklahoma State	18-3
13.	North Carolina	17-5
14.	NC State	19-3
15.	Kentucky	17-5
16.	LSU	17-5
17.	West Virginia	19-3
18.	Vanderbilt	17-5
19.	Texas A&M	17-6
20.	Gonzaga	20-3
21.	Middle Tennessee	18-3
22.	Nebraska	15-5
23.	California	14-7
24.	Michigan State	15-7
25.	Purdue	15-7

ESPN/USA Today Top 25

(Week of Feb. 2)

1.	Connecticut	23-0
2.	Notre Dame	21-0
3.	Stanford	21-1
4.	Louisville	22-1
5.	Duke	21-2
6.	Baylor	18-3
7.	South Carolina	20-2
8.	Tennessee	18-4
9.	Maryland	17-4
10.	Penn State	17-4
11.	North Carolina	17-5
12.	Oklahoma State	18-3
13.	Kentucky	17-5
14.	LSU	17-5
15.	Gonzaga	20-3
16.	Arizona State	19-3
17.	NC State	19-3
18.	Texas A&M	17-6
19.	Vanderbilt	17-5
20.	West Virginia	19-3
21.	Nebraska	15-5
22.	California	14-7
23.	Iowa State	16-5
24.	Purdue	15-7
25.	Middle Tennessee	18-3

Miscellaneous Stats

Double-Doubles	2013-14	Career	Record
Alaina Coates	7	7	7-0
Aleighsa Welch	6	16	14-2
Tiffany Mitchell	1	3	3-0
Elem Ibiam	0	1	0-1

20+ Points	2013-14	Career	Record
Alaina Coates	5	5	5-0
Tiffany Mitchell	3	4	4-0
Aleighsa Welch	2	3	1-2

10+ Points	2013-14	Career	Record
Tiffany Mitchell	20	34	30-4
Aleighsa Welch	19	50	42-8
Alaina Coates	15	15	15-0
Elem Ibiam	13	20	17-3
Khadijah Sessions	6	12	11-1
Asia Dozier	6	8	7-1
Tina Roy	2	7	6-1
Tiffany Davis	1	1	1-0
Wilka Montout	0	2	2-0

10+ Rebounds	2013-14	Career	Record
Alaina Coates	7	7	7-0
Aleighsa Welch	6	19	17-2
Tiffany Mitchell	1	6	5-1
Elem Ibiam	1	3	1-2
Asia Dozier	0	1	1-0

5+ Assists	2013-14	Career	Record
Asia Dozier	6	7	7-0
Tiffany Mitchell	5	5	5-0
Khadijah Sessions	5	5	5-0
Tina Roy	2	2	2-0
Olivia Gaines	1	1	1-0
Aleighsa Welch	1	1	1-0

5+ Steals	2013-14	Career	Record
Tiffany Mitchell	4	5	5-0
Tiffany Davis	0	1	1-0

5+ Blocks	2013-14	Career	Record
Elem Ibiam	3	5	5-0
Alaina Coates	1	1	1-0

Games Led Team In...

(Tied for team lead in each category included)

Scoring	2013-14	Career	Record
Tiffany Mitchell	9	16	15-1
Alaina Coates	5	5	5-0
Aleighsa Welch	4	19	11-8
Elem Ibiam	3	5	4-1
Asia Dozier	1	1	1-0
Khadijah Sessions	0	3	2-1
Tina Roy	0	2	2-0

Rebounding	2013-14	Career	Record
Alaina Coates	11	11	11-0
Aleighsa Welch	8	34	28-6
Elem Ibiam	5	10	10-0
Tiffany Mitchell	2	8	7-1

Assists	2013-14	Career	Record
Tiffany Mitchell	9	11	11-0
Khadijah Sessions	7	10	8-2
Asia Dozier	5	6	6-0
Aleighsa Welch	3	7	5-2
Tina Roy	1	2	2-0
Olivia Gaines	1	1	0-1

Gamecock in SEC play and fourth in Colonial Life Arena history. She has blocked at least three shots 11 times this season.

Freshman Alaina Coates is third in the SEC and 44th in the country with 2.1 per game with nine games of three or more, including five SEC games. With a total of 46 this season, she is the new Gamecock freshman record holder and is currently 10th in program single-season history, regardless of class. Her five at Arkansas (Jan. 2) tied the program's freshman record, which Ibiam also owns part of.

The Gift of Glass

The Gamecocks have been a solid rebounding team throughout head coach Dawn Staley's tenure, but it was a team effort by an undersized roster in the past. This season, South Carolina is out-rebounding its opponents by 9.9 boards per game to rank second in the SEC and 11th in the nation, behind the strength of the trio of Alaina Coates, Elem Ibiam and Aleighsa Welch.

With seven double-digit rebound games this season, Coates leads the way and ranks seventh in the SEC with 8.0 boards per outing – a number that rises to 9.0 per conference game to rank second in the league. Welch comes in 10th in the league with 7.5 per game, while Ibiam rounds out the trio of season leaders at 6.7 per contest to rank 16th.

As a team, South Carolina has turned its 285 offensive rebounds into 309 second-chance points. Welch paces the group on the offensive glass with 3.3 per game to rank third in the league in the category. Coates' 2.6 per game on the offensive end are 15th in the conference.

A Little Help from My Friends

Under the tutelage of one of the premier point guards in U.S. women's basketball history in Dawn Staley, the Gamecocks are thriving in the assist category this season unlike any other, handing out 16.0 per game to rank 46th in the nation. By comparison, in Staley's first five seasons, the team never averaged more than 11.2 per game. This season's five games of 20 or more assists by the team surpasses the total of the previous five seasons, which was three.

The increase is not simply a product of more made field goals, either. This season, South Carolina has assisted on 60.6 percent of its made field goals, compared to the previous five seasons under Staley, which saw a high of 48.5 percent in 2011-12.

South Carolina has twice posted a Staley-era high of 25 assists this season, including Jan. 19 against Alabama on 30 made field goals – 83.3 percent. The Gamecocks also handed out 25 assists against Charleston Southern (Nov. 8)

Scoring Differentials

Largest lead in a win	by 70 (99-29), 2nd-0:49 vs. Charleston Southern, 11/8/13
Largest deficit overcome to win	by 12 (13-25), 1st-8:31 at Auburn, 1/12/14
Largest lead given up in a loss	by 5 (9-4), 1st-13:23 at Texas A&M, 1/16/14
Largest deficit in a loss	by 19 (15-34), 1st-0:29 at Texas A&M, 1/16/14

Team Specialty Stats

South Carolina/Opponent

	Pts. in Paint	Pts. Off TOs	2nd Chance Pts	Fast Break Pts
11/8 CSU	70/6	40/5	23/6	32/4
11/10 LA Tech	38/18	13/12	19/8	20/8
11/14 CofC	28/18	8/9	23/10	6/5
11/17 SHU	34/30	11/8	9/10	20/6
11/20 at Clemson	40/10	13/10	21/4	12/2
11/23 at SDSU	30/26	33/11	14/1	12/2
11/25 at USC	42/28	20/19	13/6	8/10
12/2 NCCU	40/6	19/3	8/10	22/2
12/8 at Char.	44/30	19/2	14/4	6/5
12/18 vs. UNC	36/44	30/16	13/18	0/2
12/20 Winthrop	28/24	16/25	10/9	4/15
12/22 SC St.	34/12	23/13	18/4	12/8
12/28 Sav. St.	34/18	28/8	9/8	15/4
1/2 at Ark.	30/18	10/27	10/14	4/4
1/5 Vandy	42/30	16/16	8/15	16/8
1/9 Kentucky	42/42	10/14	20/11	15/10
1/12 at Auburn	30/28	19/27	11/10	6/6
1/16 at TAMU	24/38	10/23	12/11	7/12
1/19 Alabama	30/20	17/14	8/9	6/4
1/26 at Vandy	46/32	16/20	10/11	6/2
1/30 Ole Miss	50/34	17/13	19/16	12/10
2/2 Mizzou	36/16	29/19	17/10	6/0
2/6 at Miss. St.				
2/9 Arkansas				
2/16 at LSU				
2/20 at Kentucky				
2/23 Florida				
2/28 Georgia				
3/2 at Tenn.				

Starters vs. Bench Points

	SC Starters	Opp. Starters	SC Bench	Opp. Bench
11/8 CSU	58	19	41	10
11/10 LA Tech	47	29	21	16
11/14 CofC	53	26	28	28
11/17 SHU	71	52	17	15
11/20 at Clemson	55	30	13	13
11/23 at SDSU	58	35	30	16
11/25 at USC	51	37	19	13
12/2 NCCU	57	16	32	11
12/8 at Char.	59	40	17	21
12/18 vs. UNC	62	63	4	11
12/20 Winthrop	60	51	7	10
12/22 SC St.	32	14	38	12
12/28 Sav. St.	55	10	27	30
1/2 at Ark.	43	42	12	9
1/5 Vandy	57	47	29	29
1/9 Kentucky	42	42	26	17
1/12 at Auburn	41	50	31	16
1/16 at TAMU	40	67	15	0
1/19 Alabama	49	38	28	13
1/26 at Vandy	49	37	12	20
1/30 Ole Miss	55	55	44	15
2/2 Mizzou	65	47	13	15
2/6 at Miss. St.				
2/9 Arkansas				
2/16 at LSU				
2/20 at Kentucky				
2/23 Florida				
2/28 Georgia				
3/2 at Tenn.				

on 39 FGM. The percentage of assisted field goals has been over 60.0 percent in 12 games this season.

Four Gamecocks average at least 2.0 assists per game with sophomore Tiffany Mitchell leading the way with 3.6 to rank 12th in the SEC. Sophomore Khadijah Sessions is also over the 3.0 threshold with 3.3 assists per game on the season. In league play, sophomore Asia Dozier has been the primary passer, handing out 3.8 assists per SEC game to rank 10th. Mitchell is close behind in 11th with 3.6 per league game.

20/20 Vision

The Gamecocks won their first eight games this season by at least 20 points for the first time in the Dawn Staley era, a streak ended with a 15-point victory at Charlotte (Dec. 8), and has since added four more to the list. South Carolina opened the 2012-13 campaign with four straight 20-point wins en route to nine games with that minimum margin. The Gamecocks posted a total eight 20-point wins in 2011-12 after just two in 2010-11, one in 2009-10 and two in Staley's first season 2008-09.

Finding the Right Octave

South Carolina has scored at least 80 points in six games so far this season after reaching the mark just four times in the first five seasons of the Dawn Staley era combined. Five of this season's games are the first of the group to be played in Colonial Life Arena.

Under Staley, the Gamecocks are 9-1 in games in which they score 80 points with the lone loss coming in a double-overtime affair (94-92) at Clemson on Nov. 19, 2009. That was the only previous season in which the Gamecocks hit the 80-point plateau multiple times, adding an 80-68 victory at Alabama on Jan. 10, 2010.

Century Mark for Staley

Head coach Dawn Staley captured her 100th victory at South Carolina on Dec. 2 against NC Central. She is the fourth of the program's seven all-time head coaches to reach the mark and the fastest to the total (164 games) of the three coaches to lead the team in the SEC era by nearly a full season.

South Carolina's third head coach, Pam Parsons, was the first and the fastest to reach 100 victories, hitting the plateau in her 143rd game at the helm just six games into her fifth season (1981-82). Nancy Wilson was next up, winning her 100th game in her 150th outing late in the 1988-89 season, en route to her school-record 231 Gamecock victories. Susan Walvius was the first head coach to have her entire South Carolina career in the SEC, hitting 100 wins in her 179th game on the sideline five games into her seventh season.

Home Grown, Nationally Known

Since her arrival for the 2008-09 season, South Carolina head coach Dawn Staley has been working to protect her new home state's best prospects while fielding a team that competes at a national level. Her efforts are paying dividends as this season's roster features seven Gamecocks who played high school basketball in the state of South Carolina, the highest percentage of the roster to be from the state since the 1990-91 squad featured eight South Carolinians on the 11-player roster. Beginning with Aleighsa Welch, the first South Carolina player to sign a National Letter of Intent for Staley, the Palmetto State has sent its players of the year to Columbia as Welch (2011), Asia Dozier (2012) and Alaina Coates (2013) have each earned the title during their high school careers.

Be the Change

South Carolina head coach Dawn Staley has provided an extra challenge for her program with the "Be the Change" theme for this season. Reflecting on her career as she prepared for enshrinement into the Naismith Memorial Basketball Hall of Fame and traveling in Africa this summer, she discovered she wanted her team to embrace the importance of focusing on others. In Africa especially, she noted the significant impact even small acts can have on the world around her.

To that end, Staley has challenged her program and everyone who supports it to commit 50,000 random acts of kindness this season. The program has set up Twitter (@SC_WBB_RAoK) and Facebook (SC Women's Basketball Random Acts of Kindness) accounts to help keep track of everyone's contributions. Fans are encouraged to submit their acts to those accounts.

Intro Video Vibe

South Carolina's intro video features voices familiar to the Gamecock faithful as redshirt sophomore Tina Roy and sophomore Khadijah Sessions collaborated for the second-straight year on the song that sets up the Gamecocks' starting lineup. It is the third season that Roy has written a song that reflects the team, the program and its goals. After the first year's song was more just for the team, South Carolina head coach Dawn Staley encouraged Roy to create one to share center stage at home games in 2012-13, which she did with support and "beats" from her first-year teammate Sessions. It was such a hit with fans and spark for the team that the duo did it again this season.

Drive for 5

The Gamecocks launched their "Drive for 5" women's basketball ticket campaign this season. Inspired by head coach Dawn Staley's jersey number during her Naismith Hall of Fame playing career, the campaign looks to bring at least 5,000 fans to every Gamecock women's basketball game. The Gamecocks were well on their way early in the season, surpassing 4,000 season tickets issued for the season for the first time in the Staley era.

The Gamecocks are currently averaging 5,491 fans per home game this season, a number that ranks third in the SEC and 13th in the nation.

Future Faces of the Gamecocks

South Carolina head coach Dawn Staley is the process of reeling in what would be one of the most significant recruiting classes in program history. The class currently includes four future Gamecocks, including the No. 7, No. 32 and No. 44 rated players, according to ESPN. The group gives South Carolina the fourth-best signing class in the nation, according to ESPN, trailing just UCLA (five signees), Duke (4) and Connecticut (4).

Bianca Cuevas (5-6/Guard/Bronx, N.Y./Nazareth Regional) – Rated as eighth-best point guard and No. 44 player overall in Class of 2014 by ESPN ... Named McDonald's All-America ... Helped high school team to consecutive state titles ... Earned all-state honors three times ... Averaged 17.1 points, 2.0 assists and 3.8 steals as a junior.

Donyah Clincy (6-0/Guard/Newark, N.J./Malcolm X Shabazz) – Rated as high as No. 13 guard in Class of 2014 by ProspectNation.com ... Helped high school team to 33-1 record and the Group 2 State Championship as a junior ... Averaged 10.3 points and 1.3 assists last season ... Named honorable mention all-state ... Solid defender.

Kaydra Duckett (5-10/Guard/Columbia, S.C./Dreher) – Ranked No. 32 overall and No. 6 guard in Class of 2014 by ESPN ... Earned five-star status from ESPN ... Named all-state the last two seasons ... Named MVP at 2012 state tournament (sophomore) after guiding team to 3A state title ... Averaged 17.5 points, 2.3 assists and 3.4 steals as a junior.

Jatarie White (6-4/Post/Charlotte, N.C./Providence Day) – Ranked No. 7 overall and No. 1 post in Class of 2014 by ESPN ... Earned five-star status from ESPN and was named McDonald's All-America ... Tabbed preseason All-America by The Sporting News this season ... Named Gatorade North Carolina Player of the Year in 2013 and is a three-time all-state selection ... Part of the last three of Providence Day's four straight state championships ... Averaged 19 points, 11 rebounds, three blocks and two steals as a junior ... Helped USA Basketball bring home the gold medal at the 2011 FIBA Americas U16 Championships, averaging 9.8 points and 6.8 rebounds at the event ... Is a former high school teammate of current Gamecock Tiffany Mitchell.

South Carolina's Record When...

	SEC Only	All
Record.....	8-1	20-2
Playing a ranked opponent.....	2-1	2-2
Playing at home	5-0	13-0
Playing on the road	3-1	7-1
Playing at neutral site	0-0	0-1
Leading at half	7-0	19-0
Trailing at half	0-1	0-2
Tied at half	1-0	1-0
Playing an overtime game	0-1	0-1
0 players score in double figures	0-0	0-0
1 player scores in double figures	0-0	1-0
2 players score in double figures	0-1	0-1
3 players score in double figures	5-0	7-1
4 players score in double figures	1-0	7-0
5 players score in double figures	0-0	3-0
More than 5 players in double figures.....	2-0	2-0
Starters out-score opponent's starters	5-0	17-0
Opponent's starters score equal/more	3-1	3-2
Bench out-scores opponent's bench	5-1	12-1
Opponent's bench scores equal/more.....	3-0	8-1
Shooting 50% or better	5-0	12-0
Shooting between 40-49%	3-0	7-1
Shooting between 30-39%	0-0	1-0
Shooting less than 30%	0-0	0-0
Opponent shoots 50% or better.....	0-0	0-0
Opponent shoots between 40-49%	0-1	3-2
Opponent shoots between 30-39%	7-0	11-0
Opponent shoots less than 30%	1-0	6-0
Shooting better than opponent.....	8-1	20-1
Shooting worse than/equal to opponent	0-0	0-1
Having more FTs made than opponent	6-0	17-1
Having equal/less FTs made than opponent	2-1	3-1
Out-rebounding opponent.....	7-1	18-1
Having equal/less rebounds than opponent	1-0	2-1
Having more TOs than opponent	7-1	9-1
Having equal or less TOs than opponent.....	1-0	11-1
Attempting more FT than 3FG.....	7-1	18-2
Attempting equal/less FT than 3FG	1-0	2-0
Making 5 or more 3FGs.....	4-1	10-1
Making less than 5 3FGs.....	4-0	10-1
Making no 3 FGs.....	1-0	1-0
Attempting 15 or more 3FGs	0-0	6-0
Attempting less than 15 3FGs	8-1	14-2

	SEC Only	All
No South Carolina players foul out	6-1	16-2
One or more SC players foul out.....	2-0	4-0
Having 10 or more assists.....	8-0	20-0
Having less than 10 assists	0-1	0-2
Scoring more pts. in paint than opponent	7-0	19-0
Scoring equal/less pts. in paint than opp.	1-1	1-2
Scoring more pts. off TOs than opponent	3-0	13-1
Scoring equal/less pts. off TOs than opp.	5-1	7-1
Scoring more 2nd-chance pts.	4-1	14-1
Scoring equal/less 2nd-chance pts.....	4-0	6-1
Scoring more fast break pts.....	6-0	16-0
Scoring equal/less fast break pts.....	2-1	4-2
Wearing white uniforms	5-0	13-0
Wearing black uniforms	3-1	7-1
Wearing garnet uniforms.....	0-0	0-1
Playing in tournaments/classics	0-0	0-1
Playing on live television	3-1	9-1
Playing in November.....	0-0	7-0
Playing in December	0-0	5-1
Playing in January	7-1	7-1
Playing in February	1-0	1-0
Playing in March.....	0-0	0-0
Playing during the day.....	5-0	12-0
Playing at night	3-1	8-2
Playing on Sunday.....	5-0	9-0
Playing on Monday.....	0-0	2-0
Playing on Tuesday.....	0-0	0-0
Playing on Wednesday.....	0-0	1-1
Playing on Thursday.....	3-1	4-1
Playing on Friday	0-0	2-0
Playing on Saturday.....	0-0	2-0
Margin is 5 pts. or less.....	2-1	2-1
Margin is between 6-10.....	3-0	4-1
Margin is between 11-20.....	1-0	3-0
Margin is more than 20.....	2-0	11-0
Having a 20-pt. scorer	3-1	8-2
Having a 30-pt. scorer	0-0	0-0
Scoring 49 points or less.....	0-0	0-0
Scoring 50-59 points.....	1-0	1-0
Scoring 60-69 points.....	2-1	5-2
Scoring 70-79 points.....	4-0	8-0
Scoring 80-89 points.....	0-0	4-0
Scoring 90-99 points.....	1-0	2-0

2013-14 Team High / Low

South Carolina Highs	South Carolina Lows	Category	Opponent Lows	Opponent Highs
99 vs. Ole Miss, 1/30	55 at Arkansas, 1/2	Points in Game	25, NC Central, 12/2	74, vs. North Carolina, 12/18
99 vs. Charleston Southern, 11/8				
55 (2nd) vs. Ole Miss, 1/30	17 (1st) at Texas A&M, 1/16	Points in Half	12 (1st), SC State, 12/22 12 (2nd), NC Central, 12/2	45 (2nd) vs. Ole Miss, 1/30
39 vs. Charleston Southern, 11/8	21 at Arkansas, 1/2	Field Goals Made	8, NC Central, 12/2	28, vs. North Carolina, 12/18
66 vs. C. of Charleston, 11/14	41 at Auburn, 1/12	Field Goal Attempts	48, at San Diego St., 11/23 48, at Clemson, 11/20	73, Kentucky, 1/9
.609 (39-64) vs. Chas. Sthrn., 11/8	.379 (25-66) vs. CofC, 11/14	FG Percentage	.160 (8-50), NC Central, 12/2	.459 (28-61), vs. UNC, 12/18
9 at San Diego St., 11/23	0 at Vanderbilt, 1/26	3-Point FG Made	1, at Vanderbilt, 1/26 1, Kentucky, 1/9 1, NC Central, 12/2 1, at Southern Cal, 11/25 1, at San Diego St., 11/23	9, Missouri, 2/2
9 vs. C. of Charleston, 11/14				
28 vs. C. of Charleston, 11/14	2 at Vanderbilt, 1/26	3-Point FG Attempts	4, at Texas A&M, 1/16	23, Charleston Southern, 11/8
.667 (4-6) vs. Savannah St., 12/28	.000 (0-2) at Vanderbilt, 1/26	3-Point FG Percentage	.071 (1-14), NC Central, 12/2	.571 (4-7), LA Tech, 11/10
32 vs. Ole Miss, 1/30	7 at Vanderbilt, 1/26	Free Throws Made	0, SC State, 12/22	21, Ole Miss, 1/30
48 vs. Savannah State, 12/28	7 at Vanderbilt, 1/26	Free Throw Attempts	2, SC State, 12/22	31, Ole Miss, 1/30
.909 (10-11) vs. Alabama, 1/19	.364 (8-22) vs. LA Tech, 11/10	FT Percentage	.000 (0-2), SC State, 12/22	.933 (14-15), Vanderbilt, 1/5
62 vs. C. of Charleston, 11/14	27 at Auburn, 1/12	Rebounds	21, SC State, 12/22	43, Kentucky, 1/9 43, vs. North Carolina, 12/18
25 vs. Alabama, 1/19	6 vs. North Carolina, 12/18	Assists	4, Seton Hall, 11/17	16, Missouri, 2/2
25 vs. Charleston Southern, 11/8				
17 vs. Charleston Southern, 11/8	2 vs. Alabama, 1/19	Steals	3, Missouri, 2/2 3, Ole Miss, 1/30 3, NC Central, 12/2	11, at Arkansas, 1/2
14 vs. Kentucky, 1/9	3 at Auburn, 1/12 3 at Southern Cal, 11/25	Blocked Shots	0, at Vanderbilt, 1/26 0, at Charlotte, 12/8	6, at Auburn, 1/12 6, at Arkansas, 1/2
24 at Vanderbilt, 1/26	7 vs. NC Central, 12/2	Turnovers	8, Ole Miss, 1/30 8, at Texas A&M, 1/16 8, Seton Hall, 11/17	25, at San Diego St., 11/23 25, Charleston Southern, 11/8
24 at Vanderbilt, 1/26	1 vs. SC State, 12/22	Fouls	13, NC Central, 12/2	33, Missouri, 2/2

2013-14 Individual Superlatives

Category	South Carolina	Opponent
Points in Game	24 by Alaina Coates vs. Ole Miss, 1/30 24 by Alaina Coates vs. Vanderbilt, 1/5	24 by Valencia McFarland, Ole Miss, 1/30 24 by Tabatha Richardson-Smith, Seton Hall, 11/17
Points in Half	18 (2nd) by Aleighsa Welch at Charlotte, 12/8	15 (2nd) by Erica Williams, Winthrop, 12/20 15 (1st) by Tabatha Richardson-Smith, Seton Hall, 11/17
Field Goals Made	11 by Alaina Coates vs. Vanderbilt, 1/5	9 by Christina Foggie, at Vanderbilt, 1/26 9 by Stephanie Mavunga, vs. North Carolina, 12/18
Field Goal Attempts	19 by Aleighsa Welch at Texas A&M, 1/16	22 by Ka-Deidre Simmons, Seton Hall, 11/17
FG Percentage	1.000 (7-7) by Alaina Coates vs. SC State, 12/22 1.000 (7-7) by Elem Ibiam vs. Charleston Southern, 11/8	.833 (5-6) by Kylee Smith, Vanderbilt, 1/5
3-Point FG Made	4 by Tiffany Mitchell vs. Winthrop, 12/20 4 by Asia Dozier at San Diego St., 11/23 4 by Asia Dozier vs. C. of Charleston, 11/14	5 by Tabatha Richardson-Smith, Seton Hall, 11/17
3-Point FG Attempts	10 by Asia Dozier, at San Diego St., 11/23	9 by Jessica Jackson, at Arkansas, 1/2
3-Point FG Percentage	.800 (4-5) by Tiffany Mitchell vs. Winthrop, 12/20	.833 (5-6) by Tabatha Richardson-Smith, Seton Hall, 11/17
Free Throws Made	12 by Tiffany Mitchell vs. Savannah State, 12/28	9 by Tia Faleru, Ole Miss, 1/30
Free Throw Attempts	16 by Tiffany Mitchell vs. Savannah State, 12/28	13 by Tia Faleru, Ole Miss, 1/30
FT Percentage	1.000 (9-9) by Alaina Coates vs. SC State, 12/22	1.000 (5-5) by Jasmine Lister, Vanderbilt, 1/5
Rebounds	17 by Alaina Coates vs. Kentucky, 1/9 17 by Aleighsa Welch vs. C. of Charleston, 11/14	12 by Jhasmin Bowen, at Arkansas, 1/2 12 by Stephanie Mavunga, vs. North Carolina, 12/18
Assists	8 by Tiffany Mitchell vs. Ole Miss, 1/30 8 by Tiffany Mitchell vs. Alabama, 1/19 8 by Tiffany Mitchell at San Diego St., 11/23	8 by Dequesha McClanahan, Winthrop, 12/20
Steals	6 by Tiffany Mitchell at Auburn, 1/12	4 by Jordan Jones, at Texas A&M, 1/16 4 by Hasina Muhammad, at Auburn, 1/12 4 by Deajanae Scurry, at San Diego St., 11/23 4 by Whitney Frazier, La Tech, 11/10
Blocked Shots	6 by Elem Ibiam vs. Kentucky, 1/9	4 by Monique Maximilien, Charleston Southern, 11/8
Turnovers	8 by Aleighsa Welch at Vanderbilt, 1/26	7 by Lianna Doty, Missouri, 2/2 7 by Kourtney Williams, SC State, 12/22 7 by Ahjalee Harvey, at San Diego St., 11/23
Minutes Played	43 by Aleighsa Welch at Texas A&M, 1/16	45 by Jordan Jones, at Texas A&M, 1/16

Staley Era Team Records

Italics indicates set in 2013-14

Scoring

Most	Points
1. vs. <i>Ole Miss, 1/30/14</i>	99
vs. <i>Charleston Southern, 11/8/13</i>	99
3. at Clemson, 11/19/09	92
4. at <i>San Diego State, 11/23/13</i>	88
vs. <i>Seton Hall, 11/17/13</i>	88

Fewest	Points
1. at Stanford, 11/26/10	32
2. vs. Georgia, 3/4/11	34
3. vs. Mississippi State, 3/5/09	39
4. at Georgia, 1/13/13	40
5. at Mississippi State, 2/26/09	41

Fewest Allowed	Points
1. vs. South Carolina State, 12/14/11	21
2. vs. Presbyterian, 11/27/11	24
3. vs. <i>SC State, 12/22/13</i>	26
4. vs. <i>NC Central, 12/2/13</i>	27
5. vs. <i>Charleston Southern, 11/8/13</i>	29

Most Allowed	Points
1. at Clemson, 11/19/09	94
2. vs. North Carolina, 12/20/09	93
3. vs. Xavier, 11/12/10	84
4. at Tennessee, 2/17/11	82
at Florida, 2/22/09	82

Margin of Outcome

Victory	Score	Margin
1. vs. <i>Charleston Southern, 11/8/13</i>	99-29	+70
2. vs. <i>NC Central</i>	79-27	+52
3. vs. SC State, 12/14/11	66-21	+45
4. vs. <i>SC State, 12/22/13</i>	70-26	+44
5. vs. <i>Savannah State, 12/28/13</i>	82-40	+42

Defeat	Score	Margin
1. at Stanford, 11/26/10	32-70	-38
2. vs. Georgia, 3/4/11	34-66	-32
3. vs. Stanford, 12/19/08	47-78	-31
4. at Penn State, 11/21/10	48-78	-30
5. vs. Connecticut, 12/28/08	48-77	-29

Field Goals

Made	FGM
1. vs. <i>Charleston Southern, 11/8/13</i>	39
2. vs. North Carolina, 12/20/09	34
at Clemson, 11/19/09	34
4. vs. North Carolina, 12/18/11	33
5. vs. Eastern Michigan, 3/17/12	32

Attempts	FGA
1. vs. Penn State, 11/20/11	76
2. at Clemson, 11/19/09	74
3. vs. Tennessee, 1/20/11	73
4. vs. Kansas, 3/25/13	72
5. vs. NC State, 12/13/09	71

Highest Percentage (Min. 40 FGA)	FGM-A	Pct
1. vs. <i>Charleston Southern, 11/8/13</i>	39-64	.609
2. vs. <i>Ole Miss, 1/30/14</i>	31-51	.608
3. at Alabama, 1/10/10	31-52	.596
4. vs. <i>NC Central, 12/2/13</i>	31-53	.585
5. vs. <i>Seton Hall, 11/17/13</i>	26-45	.578

Lowest Percentage (Min. 40 FGA)	FGM-A	Pct
1. at Stanford, 11/26/10	12-55	.218
2. vs. Georgia, 3/4/11	12-52	.231
3. at Florida, 1/20/13	15-64	.234
4. at Kentucky, 2/5/09	13-55	.236
5. at Georgia, 1/2/11	13-54	.241

Lowest Percentage Allowed	FGM-A	Pct
1. vs. South Carolina State, 12/14/11	6-48	.125
2. vs. <i>NC Central, 12/2/13</i>	8-50	.160
3. vs. <i>Charleston Southern, 11/8/13</i>	10-54	.185
4. vs. Hampton, 11/22/12	11-57	.193
5. vs. Furman, 12/9/12	11-46	.239
vs. Clemson, 11/18/12	11-46	.239

Highest Percentage Allowed	FGM-A	Pct
1. vs. Connecticut, 12/28/08	35-62	.565
vs. Florida, 1/9/11	26-46	.565
3. vs. Xavier, 11/12/10	34-61	.557
4. at Kentucky, 1/13/11	30-55	.545
5. vs. Vanderbilt, 2/27/11	27-50	.540

3-Point Field Goals

Made	3FGM
1. at <i>San Diego State, 11/23/13</i>	9
vs. <i>College of Charleston, 11/14/13</i>	9
vs. Savannah State, 11/15/12	9
at Arkansas, 2/6/11	9
at Ole Miss, 1/16/11	9
vs. North Carolina, 12/18/11	9
vs. Ole Miss, 1/26/12	9

Attempts	3FGA
1. vs. Penn State, 11/20/11	29
2. vs. <i>College of Charleston, 11/14/13</i>	28
vs. North Carolina, 12/19/10	28
4. vs. Savannah State, 11/15/12	25
at Ole Miss, 1/16/11	25

Percentage (Min. 5 3FGA)	3FGM-A	Pct
1. vs. <i>Savannah State, 12/28/13</i>	4-6	.667
vs. Western Carolina, 12/29/12	6-9	.667
at Alabama, 1/10/10	8-12	.667
vs. Charlotte, 12/21/08	8-12	.667
5. vs. Florida, 2/12/12	8-13	.615

Free Throws

Made	FTM
1. vs. <i>Ole Miss, 1/30/14</i>	32
at Mississippi State, 1/6/13	32
3. vs. <i>Savannah State, 12/28/13</i>	30
vs. <i>Seton Hall, 11/17/13</i>	30
4. vs. SC State, 12/21/12	27

Attempts	FTA
1. at Mississippi State, 1/6/13	50
2. vs. <i>Savannah State, 12/28/13</i>	48
3. vs. <i>Missouri, 2/2/14</i>	46
4. vs. <i>Seton Hall, 11/17/13</i>	44
vs. SC State, 12/21/12	44

Percentage (Min. 10 FTA)	FTM-A	Pct
1. vs. <i>Alabama, 1/19/14</i>	10-11	.909
2. vs. Auburn, 1/2/09	23-26	.885
3. vs. San Diego State, 11/28/09	14-16	.875
4. at Tennessee, 1/7/10	10-12	.833
5. at Auburn, 2/4/10	9-11	.818

Rebounding

Total	Rebs
1. vs. <i>College of Charleston, 11/14/13</i>	62
2. at Florida, 1/20/13	59
3. vs. Hampton, 11/22/12	57
4. at <i>Texas A&M, 1/16/14</i>	53
vs. <i>Kentucky, 1/9/14</i>	53
at Alabama, 2/7/13	53
vs. Elon, 11/9/12	53
vs. Brown, 12/29/09	53

Offensive	ORebs
1. vs. Elon, 11/9/12	29
2. vs. College of Charleston, 11/23/11	27
3. vs. Kansas, 3/25/13	26
at Florida, 1/20/13	26
4. vs. Savannah State, 11/15/12	25
vs. Penn State, 11/20/11	25
at Penn State, 11/21/10	25

Defensive	DRebs
1. vs. <i>College of Charleston, 11/14/13</i>	39
vs. Hampton, 11/22/12	39
3. at <i>Arkansas, 1/2/14</i>	38
4. at <i>Texas A&M, 1/16/15</i>	37
5. vs. <i>Kentucky, 1/9/14</i>	36

Margin	Rebs	Margin
1. at Alabama, 2/7/13	53-24	+29
2. vs. <i>SC State, 12/22/13</i>	47-21	+26
vs. Florida Gulf Coast, 11/23/12	46-20	+26
4. vs. Hampton, 11/22/12	57-32	+25
5. vs. <i>College of Charleston, 11/14/13</i>	62-38	+24
vs. Savannah State, 11/15/12	50-26	+24

Assists

Game	Assists
1. vs. <i>Alabama, 1/19/14</i>	25
vs. <i>Charleston Southern, 11/8/13</i>	25
3. at <i>San Diego State, 11/23/13</i>	24
4. vs. <i>Ole Miss, 1/30/14</i>	22
vs. Eastern Michigan, 3/17/12	22

Steals

Game	Steals
1. vs. Furman, 12/11/11	21
2. vs. <i>Charleston Southern, 11/8/13</i>	17
3. vs. NC State, 12/12/10	16
vs. USC Upstate, 12/16/08	16
5. vs. Furman, 12/9/12	15
vs. High Point, 12/2/09	15
vs. Davidson, 11/24/08	15

Blocked Shots

Game	Blocks
1. vs. <i>Kentucky, 1/9/14</i>	14
2. vs. <i>Charleston Southern, 11/14/13</i>	12
3. at <i>Arkansas, 1/2/14</i>	11
vs. Eastern Michigan, 3/17/12	11
vs. Furman, 12/11/11	11

Turnovers

Fewest	TOs
1. at Tennessee, 2/2/12	4
2. at Missouri, 2/28/13	5
vs. Georgia, 3/2/12	5
vs. Ole Miss, 3/3/11	5
5. vs. Stanford, 12/19/12	7
at Louisiana Tech, 11/12/12	7
vs. Tennessee, 3/3/12	7

Most	TOs
1. at Wake Forest, 12/3/08	32
2. vs. Hampton, 11/22/12	29
vs. Kentucky, 1/15/12	29
4. at Kentucky, 1/13/11	28
5. vs. Jacksonville, 12/30/08	26

The Last Time ...

Individual

Scored 50 Points

South Carolina 51, Jocelyn Penn vs. Stetson, 1/4/03
Opponent Never

Scored 40 Points

South Carolina 51, Jocelyn Penn vs. Stetson, 1/4/03
Opponent 46, Cornelia Gayden, LSU, 1/14/95

Scored 30 Points

South Carolina 30, Ieasia Walker vs. Clemson, 11/18/10
Opponent 32, LaQueta Ferguson, Florida International, 11/25/07

Grabbed 20 Rebounds

South Carolina 25, Kelsey Bone vs. Boston University, 12/28/09
Opponent 24, Courtney Paris, Oklahoma, 12/30/07

Grabbed 15 Rebounds

South Carolina 16, Aleighsa Welch at Texas A&M, 1/16/14
Opponent 15, Kelsey Bone, Texas A&M, 2/10/13

Two Players with 20 or More Points

South Carolina La'Keisha Sutton 21/Markeshia Grant 20 vs. North Carolina, 12/18/11
Opponent Monica Engelmann 27/Angel Goodrich 20, Kansas, 3/25/13

Two Players with 10 or More Rebounds

South Carolina Aleighsa Welch 16/Elem Ibiam 12 at Texas A&M, 1/16/14
Opponent Quistelle Williams 10/Berna Calli 10, Arkansas, 1/27/13

Had 10 Assists

South Carolina 10, Samone Kennedy at Florida, 2/24/08
Opponent 11, Marneshia Richard, Mississippi State, 1/21/07

Had Five Steals

South Carolina 6, Tiffany Mitchell at Auburn, 1/12/14
Opponent 5, Sam Ramirez, Appalachian State, 3/16/11

Had Five Blocked Shots

South Carolina 5, Elem Ibiam vs. Ole Miss, 1/30/14
Opponent 7, Isabelle Harrison, Tennessee, 1/3/13

Had a Double-Double

South Carolina Alaina Coates (24 pts/12 rebs) vs. Ole Miss, 1/30/14
Opponent Bri Kulas (21 pts/10 rebs), Missouri, 2/2/14

Two Players had a Double-Double

South Carolina Alaina Coates (10 pts/17 rebs)/Aleighsa Welch (16 pts/14 rebs) vs. Kentucky, 1/9/14
Opponent Chiney Ogwumike (11 pts/10 rebs)/Nnemkadi Ogwumike (39 pts/10 rebs), Stanford, 3/24/12

Three Players had a Double-Double

South Carolina Ashley Bruner (16 pts/12 rebs)/Aleighsa Welch (16 pts/ 11 rebs)/ Elem Ibiam (12 pts/10 rebs) vs. Kansas, 3/25/13
Opponent Merlakia Jones (26 pts/10 rebs)/Takilya Davis (19 pts/13 rebs)/ DeLisha Milton (14 pts/15 rebs), at Florida, 2/20/94

Had a Triple-Double

South Carolina Iva Sliskovic (18 pts, 15 rebs, 10 assts) vs. High Point, 12/20/06
Opponent Never

Team

Scored 100 Points

South Carolina 102 vs. North Carolina A&T, 3/21/08
Opponent 103, Clemson, 11/21/03

Won by 30 or More Points

South Carolina 82-40 (42) vs. Savannah State, 12/28/13
Opponent 66-34 (32), Georgia, 3/4/11

Shot 65% or Better from the Field

South Carolina .652 (45-69) vs. East Tennessee State, 12/19/00
Opponent Never

Shot 60% or Better from the Field

South Carolina .608 (31-51) vs. Ole Miss, 1/30/14
Opponent .604 (29-48), Vanderbilt, 1/18/01

Shot 50% or Better from the Field

South Carolina .608 (31-51) vs. Ole Miss, 1/30/14
Opponent .535 (23-43), Missouri, 2/28/13

No Players in Double-Figure Points

South Carolina at Auburn, 1/19/12
Opponent SC State, 12/22/13

Five Players in Double-Figure Points

South Carolina vs. Missouri, 2/2/14
Opponent Arkansas, 2/14/10

Faced AP Top-25 Opponent

Win 61-57 at No. 16 Vanderbilt, 1/26/14
Loss 65-67 at No. 25 Texas A&M, 1/16/14

Faced AP Top-10 Opponent

Win 68-59 vs. No. 9 Kentucky, 1/9/14
Loss 78-74 at No. 7 Kentucky, 2/14/13

Faced AP Top-5 Opponent

Win 55-50 vs. No. 5 Kentucky, 1/24/13
Loss 49-53 vs. No. 1 Stanford, 12/19/12

Faced AP No. 1 Team

Win Never
Loss 49-53 vs. No. 1 Stanford, 12/19/12

Overtime Game

Win 58-55 vs. Drexel, 11/28/12
Loss 65-57 at Texas A&M, 1/16/14

Double-Overtime Game

Win 92-91 at Florida State, 2/4/91
Loss 92-94 at Clemson, 11/19/09

South Carolina Was Ranked (AP Poll)

AP No. 1 Never
AP Top 10 No. 6, 2/2/14
AP Top 25 No. 6, 2/2/14



ALAINA COATES

**6-4
Freshman
Center
Irmo, S.C.
Dutch Fork**

#41

Miscellaneous Stats

	Season	Career
Double-Double	7	7
20+ Points	5	5
10+ Points	15	15
10+ Rebounds	7	7
Tm-High Pts.	5	5
Tm-High Rebs.	11	11

- Has played in 22 games, including one start (LA Tech)
- Named SEC Freshman of the Week four times
- Only freshman to rank among SEC's top 25 scorers (21st) and top 20 rebounders (7th) ... Is third in SEC and 44th in nation with 2.1 blocks per game
- Leads SEC in field goal percentage in conference action at .612 and is second with 9.0 rebounds per SEC game
- Ranks 10th in school history with 46 blocked shots, which is also a Gamecock freshman record
- Has led the team in scoring five times (Charleston Southern, at San Diego St., SC State, Vanderbilt, Ole Miss)
- Has led the team in rebounding 11 times (LA Tech, Seton Hall, at San Diego St., at USC, NC Central, Savannah St., at Arkansas, Vanderbilt, Kentucky, Auburn, Ole Miss)
- Named SEC Freshman of the Week (Feb. 3) after leading team in scoring and rebounding over two wins that moved Gamecocks into first place in SEC
- Became first freshman to record at least 20 points against an SEC opponent since the 2010 SEC Tournament with her career-high tying 24 against Ole Miss (Jan. 30), making her one of just six Gamecock freshman all-time to record at least five 20-point games
- Played just 12 minutes at #16/19 Vanderbilt (Jan. 26) due to foul trouble, still blocking four shots, including three in second half to help secure victory
- Posted six points and six rebounds in just 11 minutes of first-half action against Alabama (Jan. 19), narrowly missing a double-double with 10 points and nine rebounds
- Earned third SEC Freshman of the Week award (Jan. 13) after averaging 12.0 points and 11.3 rebounds in wins over Kentucky and Auburn
- Scored all 14 of her points at Auburn, (Jan. 12) in first half, including eight during 19-10 run that closed half with game tied after Gamecocks trailed by as many as 12
- Set Gamecock freshman record with 17 rebounds against #9/10 Kentucky (Jan. 9) and posted fourth-straight double-double
- Named SEC Freshman of the Week (Jan. 6) for back-to-back double-doubles to open SEC play, becoming first Gamecock freshman ever to post double-doubles in her first two SEC outings
- Scored 12 of her career-high 24 points against Vanderbilt (Jan. 5) during final 10 minutes of first half to help turn two-point deficit into 11-point halftime lead
- Tied program's freshman single-game record with five blocks at Arkansas (Jan. 2) while posting second-straight double-double, including five defensive rebounds during crucial seven-minute stretch of second half to keep Razorbacks from putting together complete rally
- Recorded double-double against Savannah State (Dec. 28), doing nearly all of it in the second half – 11 points and nine rebounds in final 20 minutes
- Posted only perfect shooting night by a freshman (minimum five attempts each in program history), hitting 7-of-7 from the field and 9-of-9 free throws against SC State (Dec. 22), with field goal performance tying for fourth in Colonial Life Arena history

2013-14 Game-by-Game

Opponent	Date	GS	MIN	FG-A	3FG-A	FTA	Reb	PF	A	TO	B	S	TP
Chas. Sthrn.	11/08	17	9-14	0-0	2-2	4-3-7	2	1	1	2	1	20	
LA Tech	11/10	*	19	6-10	0-0	0-3	5-5-10	3	0	0	0	12	
CofC	11/14		13	3-6	0-0	5-9	5-9-14	2	0	1	3	0	11
Seton Hall	11/17		19	4-5	0-0	2-6	3-5-8	3	1	0	4	1	10
at Clemson	11/20		15	2-5	0-0	5-8	1-5-6	4	0	1	1	2	9
at San Diego State	11/23		22	5-6	0-0	11-15	1-7-8	4	0	0	1	0	21
at USC	11/25		17	4-7	0-0	0-1	1-8-9	4	0	2	0	1	8
NC Central	12/02		22	7-8	0-0	1-2	2-5-7	3	1	1	2	1	15
at Charlotte	12/08		12	0-4	0-0	2-2	2-2-4	0	0	0	2	0	2
vs. N. Carolina	12/18		9	0-0	0-0	0-0	0-1-1	1	0	1	1	0	0
Winthrop	12/20		8	1-2	0-0	1-2	3-0-3	1	0	4	1	0	3
SC State	12/22		17	7-7	0-0	9-9	0-5-5	0	1	3	3	0	23
Savannah St.	12/28		24	4-5	0-0	9-14	5-7-12	2	0	2	3	0	17
at Arkansas*	01/02		26	5-8	0-0	1-2	2-10-12	3	0	2	5	0	11
Vanderbilt*	01/05		28	11-16	0-0	2-4	4-6-10	2	0	3	3	1	24
Kentucky*	01/09		27	3-9	0-0	4-7	7-10-17	2	0	3	4	1	10
at Auburn*	01/12		25	4-5	0-0	6-10	2-4-6	1	0	1	1	1	14
at Texas A&M*	01/16		22	3-6	0-0	2-4	2-3-5	3	0	3	0	1	8
Alabama*	01/19		21	4-9	0-0	2-2	5-4-9	4	1	1	2	0	10
at Vanderbilt*	01/26		12	3-4	0-0	0-1	0-5-5	5	0	3	4	0	6
Ole Miss*	01/30		22	8-10	0-0	8-10	3-9-12	3	0	1	0	1	24
Missouri*	02/02		16	5-7	0-0	3-9	1-4-5	1	1	0	4	0	13
at Miss. State*	02/06												
Arkansas*	02/09												
at LSU*	02/16												
at Kentucky*	02/20												
Florida*	02/23												
Georgia*	02/27												
at Tennessee*	03/02												

- Scored 17 of her career-high 21 points at San Diego State (Nov. 23) in the second half, including a personal 7-0 run late in the game
- Made 11 free throws at San Diego State (Nov. 23), second-most by a Gamecock freshman in school history while her 15 attempts tied the freshman record
- Named SEC Freshman of the Week (Nov. 18) after averaging a double-double in two games (CofC, Seton Hall)
- Grabbed 14 rebounds against CofC (Nov. 14), 10 in the second half, to tie for third in school history among freshmen, one shy of the freshman school record

Career Highs – All Games

Pts ... 24, 2x, last vs. Ole Miss, 1/30/14
FG 11 vs. Vanderbilt, 1/5/14
FGA 16 vs. Vanderbilt, 1/5/14
FG % 1.00 (7-7) vs. SC State, 12/22/13
FT 11 at San Diego St., 11/23/13
FTA 15 at San Diego St., 11/23/13
FT % 1.00 (9-9), vs. SC State, 12/22/13
Rebs 17 vs. Kentucky, 1/9/14
Off Rebs 7 vs. Kentucky, 1/9/14
Def Rebs ... 10, 2x, last vs. Kentucky, 1/9/14
Blks 5 at Arkansas, 1/2/14
Stls 2 at Clemson, 11/20/13
Assts 1, 6x, last vs. Missouri, 2/2/14
Min 28 vs. Vanderbilt, 1/5/14

Career – SEC Games

Pts ... 24, 2x, last vs. Ole Miss, 1/30/14
FG 11 vs. Vanderbilt, 1/5/14
FGA 16 vs. Vanderbilt, 1/5/14
FG %800 (8-10), vs. Ole Miss, 1/30/14
FT 8 vs. Ole Miss, 1/30/14
FTA ... 10, 2x, last vs. Ole Miss, 1/30/14
FT % ... 1.00 (2-2), vs. Alabama, 1/19/14
Rebs 17 vs. Kentucky, 1/9/14
Off Rebs 7 vs. Kentucky, 1/9/14
Def Rebs ... 10, 2x, last vs. Kentucky, 1/9/14
Blks 5 at Arkansas, 1/2/14
Stls 1, 5x, last vs. Ole Miss, 1/30/14
Assts 1, 2x, last vs. Missouri, 2/2/14
Min 28 vs. Vanderbilt, 1/5/14

Career Stats at South Carolina

Year	GP	GS	Min	Avg	FG	FGA	Pct	3FG	FGA	Pct	FT	FTA	Pct	Off	Def	Tot	Avg	PF	FO	A	TO	Blk	Stl	Pts	Avg
2013-14	22	1	413	18.8	98	153	.641	0	0	—	75	122	.615	58	117	175	7.9	53	1	6	33	46	11	271	12.3



TIFFANY DAVIS

5-7
R-Freshman
Guard
Houston, Texas
Westbury Christian

#15

Miscellaneous Stats

	Season	Career
Double-Double	0	0
10+ Points	1	1
5+ Assists	0	0
5+ Steals	0	1
Tm-High Pts.	0	0
Tm-High Assts.	0	0

- Has played in 20 games, including seven starts
- Hit a pair of 3s en route to a career-high 11 points against Ole Miss (Jan. 30)
- Was solid against pressure from #9/10 Kentucky (Jan. 9), not committing a turnover in 16 minutes on the floor
- Grabbed a career-high six rebounds at Arkansas (Jan. 2)
- Scored a career-high eight in her third start of the season against Savannah State (Dec. 28), including a perfect shooting night highlighted by a pair of 3s
- Posted her most productive start against SC State (Dec. 22), scoring six points and matching career high with three assists
- Drew first career start against Winthrop (Dec. 20), taking over point guard duties from the injured Khadijah Sessions
- Returned to action at Charlotte (Dec. 8) after recovering from shoulder injury, playing a steady eight minutes
- Matched her career high with three assists in just three minutes at San Diego State (Nov. 23) before a first-half shoulder injury ended her game
- Scored a career-high seven points against College of Charleston (Nov. 14), hitting 2-of-4 from the field, including a 3-pointer, while dishing out three assists
- Returned from knee surgery last season to score five points on 2-of-3 shooting in the season opener against Charleston Southern (Nov. 8)

2013-14 Game-by-Game

Opponent	Date	GS	MIN	FG-A	3FG-A	FTA	Reb	PF	A	TO	B	S	TP
Chas. Sthrn.	11/08	16	2-3	0-0	1-3	1-1-2	1	1	2	1	0	5	
LA Tech	11/10	10	1-4	1-4	0-0	1-1-2	0	1	2	0	1	3	
CofC	11/14	19	2-4	1-2	2-2	0-1-1	0	3	2	0	1	7	
Seton Hall	11/17	5	0-0	0-0	0-0	0-1-1	0	0	1	0	0	0	
at Clemson	11/20	10	0-0	0-0	0-0	0-0-0	0	1	0	0	0	0	
at San Diego State	11/23	3	0-1	0-0	0-0	0-0-0	0	3	0	0	0	0	
at USC	11/25		— DNP (Injury) —										
NC Central	12/02		— DNP (Injury) —										
at Charlotte	12/08	8	0-0	0-0	0-0	0-0-0	1	0	1	0	0	0	
vs. N. Carolina	12/18	7	0-1	0-0	0-0	0-0-0	0	0	0	0	0	0	
Winthrop	12/20	*	26	1-5	1-5	0-0-4	2	2	6	0	1	3	
SC State	12/22	*	15	2-6	2-2	0-0-1	0	3	3	0	1	6	
Savannah St.	12/28	*	22	3-3	2-2	0-2	1	0	1	0	0	8	
at Arkansas*	01/02	*	30	1-4	0-1	1-2	0-6-6	3	1	6	0	3	
Vanderbilt*	01/05	*	18	1-2	0-1	1-1	0-1-1	3	2	1	0	3	
Kentucky*	01/09	*	16	0-2	0-0	0-0-0	2	1	0	0	0	0	
at Auburn*	01/12	*	3	0-1	0-1	0-0-1	1	0	2	0	0	0	
at Texas A&M*	01/16		11	0-0	0-0	0-1-1	2	0	1	0	0	0	
Alabama*	01/19		1	0-1	0-0	0-0-0	0	0	1	0	0	0	
at Vanderbilt*	01/26		6	0-0	0-0	0-0-1	1	1	1	0	0	0	
Ole Miss*	01/30		16	2-3	2-2	5-6	0-2-2	1	1	2	0	11	
Missouri*	02/02		11	0-2	0-2	0-0-0	2	2	1	0	0	0	
at Miss. State*	02/06												
Arkansas*	02/09												
at LSU*	02/16												
at Kentucky*	02/20												
Florida*	02/23												
Georgia*	02/27												
at Tennessee*	03/02												

Career Highs – All Games

Pts 11 vs. Ole Miss, 1/30/14
FG 3 vs. Savannah State, 12/28/13
FGA 6 vs. SC State, 12/22/13
FG % ... 1.00 (3-3) vs. Savannah St., 12/28/13
3FG 2, 3x, last vs. Ole Miss, 1/30/14
3FGA 5 vs. Winthrop, 12/20/13
3FG % 1.00 (2-2), 3x, last vs. Ole Miss, 1/30/14
FT 5 vs. Ole Miss, 1/30/14
FTA 6 vs. Ole Miss, 1/30/14
FT % 1.00 (2-2), 2x, last vs. CofC, 11/14/13
Rebs 6 at Arkansas, 1/2/14
Off Rebs 4 vs. Winthrop 12/20/13
Def Rebs 6 at Arkansas, 1/2/14
Scls 5 vs. Elon, 11/9/12
Assts 3, 4x, last vs. SC State, 12/22/13
Min 30 at Arkansas, 1/2/14

Season Highs – All Games

Pts 11 vs. Ole Miss, 1/30
FG 3 vs. Savannah State, 12/28
FGA 6 vs. SC State, 12/22
FG % . 1.00 (3-3) vs. Savannah St., 12/28
3FG 2, 3x, last vs. Ole Miss, 1/30
3FGA 5 vs. Winthrop, 12/20
3FG % 1.00 (2-2), 3x, last vs. Ole Miss, 1/30
FT 5 vs. Ole Miss, 1/30
FTA 6 vs. Ole Miss, 1/30
FT % 1.00 (2-2), 2x, last vs. CofC, 11/14
Rebs 6 at Arkansas, 1/2
Off Rebs 4 vs. Winthrop 12/20
Def Rebs 6 at Arkansas, 1/2
Scls 1, 4x, last vs. SC State, 12/22
Assts 3, 3x, last vs. SC State, 12/22
Min 30 at Arkansas, 1/2

Career Highs – SEC Games

Pts 11 vs. Ole Miss, 1/30/14
FG 2 vs. Ole Miss, 1/30/14
FGA 4 at Arkansas, 1/2/14
FG %666 (2-3), vs. Ole Miss, 1/30/14
3FG 2 vs. Ole Miss, 1/30/14
3FGA 1, 3x, last at Auburn, 1/12/14
3FG % 1.000 (2-2), vs. Ole Miss, 1/30/14
FT 5 vs. Ole Miss, 1/30/14
FTA 6 vs. Ole Miss, 1/30/14
FT % 1.00 (1-1), vs. Vanderbilt, 1/5/14
Rebs 6 at Arkansas, 1/2/14
Off Rebs
Def Rebs 6 at Arkansas, 1/2/14
Scls
Assts 2, 2x, last vs. Missouri, 2/2/14
Min 30 at Arkansas, 1/2/14

Season Highs – SEC Games

Pts 11 vs. Ole Miss, 1/30
FG 2 vs. Ole Miss, 1/30
FGA 4 at Arkansas, 1/2
FG %666 (2-3), vs. Ole Miss, 1/30
3FG 2 vs. Ole Miss, 1/30
3FGA 2 vs. Ole Miss, 1/30
3FG % ... 1.000 (2-2), vs. Ole Miss, 1/30
FT 5 vs. Ole Miss, 1/30
FTA 6 vs. Ole Miss, 1/30
FT % .. 1.000 (1-1), vs. Vanderbilt, 1/5
Rebs 6 at Arkansas, 1/2
Off Rebs
Def Rebs 6 at Arkansas, 1/2
Scls
Assts 2, 2x, last vs. Missouri, 2/2
Min 30 at Arkansas, 1/2

Career Stats at South Carolina

Year	GP	GS	Min	Avg	FG	FGA	Pct	3FG	FGA	Pct	FT	FTA	Pct	Off	Def	Tot	Avg	PF	FO	A	TO	Blk	Stl	Pts	Avg
2012-13	3	0	40	13.3	4	8	.500	1	4	.250	3	4	.750	1	3	4	1.3	2	0	4	2	0	5	12	4.0
2013-14	20	7	253	12.7	15	42	.357	9	22	.409	10	16	.625	2	22	24	1.2	20	0	22	33	1	4	49	2.5
Career Totals	23	7	293	12.7	19	50	.380	10	26	.385	13	20	.650	3	25	28	1.2	22	0	26	35	1	9	61	2.7



ASIA DOZIER

6-0
Sophomore
Guard/Forward
Columbia, S.C.
Spring Valley

#31

Miscellaneous Stats

	Season	Career
Double-Double	0	0
10+ Points	6	8
10+ Rebounds	0	1
5+ Assists	6	7
Tm-High Pts.	1	1
Tm-High Assts.	5	6

- Has played in every game this season, starting 21
- Has led the team in scoring one time (CofC)
- Had led the team in assists five times (at Charlotte, at Arkansas, Vanderbilt, Kentucky, at Auburn)
- Ranks 10th in the SEC with 3.8 assists per conference game with three league games of five assists
- Handed out career-high six assists against Ole Miss (Jan. 30)
- Scored all of her nine points at #16/19 Vanderbilt (Jan. 26) in first half, including seven straight to help team stay in front while three other starters sat with foul trouble
- Drained a 3 to bring Gamecocks within a point with under four minutes to play at #25/21 Texas A&M
- Hit a 3 early in second half at Auburn (Jan. 12) to give Gamecocks first lead of the game, added a free throw late in game to hold off Tigers' late rally
- Dished team-high five assists against Vanderbilt (Jan. 5) for second-straight game
- Played solid all-around game at Arkansas (Jan. 2), tying career high with five assists while logging just shy of the full 40 minutes
- Netted three 3s en route to 13 points and handed out five assists in 39 minutes, playing huge role in staving off second-half Winthrop (Dec. 20) rally
- Responded well to coming off the bench at Charlotte (Dec. 8), contributing in every category – 10 points, four assists, five rebounds, two steals in 32 minutes
- Scored all of her career-high 16 points at San Diego State (Nov. 23) in the first half, hitting 3-of-6 3s in her 17 minutes before halftime
- Posted a career-high 16 points against CofC (Nov. 14) to lead team in scoring for first time in her career

2013-14 Game-by-Game

Opponent	Date	GS	MIN	FG-A	3FG-A	FTA	Reb	PF	A	TO	B	S	TP
Chas. Sthrn.	11/08	*	17	1-3	0-0	2-2	2-1-3	1	5	1	1	2	4
LA Tech	11/10	*	21	3-5	1-1	0-0	0-1-1	1	0	3	0	0	7
CofC	11/14	*	25	6-12	4-8	0-0	0-2-2	1	3	1	0	0	16
Seton Hall	11/17	*	27	2-6	2-4	0-0	0-4-4	2	2	3	0	2	6
at Clemson	11/20	*	30	2-9	0-5	0-1	3-6-9	3	0	2	0	0	4
at San Diego State	11/23	*	28	5-13	4-10	2-2	3-0-3	2	0	2	0	2	16
at USC	11/25	*	25	1-4	0-1	2-2	0-2-2	1	2	3	0	0	4
NC Central	12/02	*	18	2-3	1-2	1-2	0-2-2	0	1	0	0	0	6
at Charlotte	12/08		32	4-7	0-1	2-3	2-3-5	1	4	5	1	2	10
vs. N. Carolina	12/18	*	21	1-3	0-2	1-2	1-2-3	4	1	2	0	0	3
Winthrop	12/20	*	39	4-9	3-7	2-4	0-2-2	1	5	2	0	0	13
SC State	12/22	*	20	1-5	1-4	1-2	0-0-4	0	3	1	0	1	4
Savannah St.	12/28	*	19	4-8	2-2	0-0	0-1-1	2	1	0	0	1	10
at Arkansas*	01/02	*	40	4-12	1-3	0-0	0-2-2	2	5	7	0	1	9
Vanderbilt*	01/05	*	29	1-7	1-2	2-2	0-1-1	2	5	5	0	1	5
Kentucky*	01/09	*	24	0-6	0-1	0-0	0-1-1	3	4	2	1	0	0
at Auburn*	01/12	*	31	3-4	2-3	1-3	0-5-5	2	3	5	0	0	9
at Texas A&M*	01/16	*	33	2-9	1-5	0-0	0-3-3	4	0	4	1	0	5
Alabama*	01/19	*	26	3-4	2-3	0-0	0-3-3	1	5	1	0	0	8
at Vanderbilt*	01/26	*	29	4-9	0-1	1-2	0-3-3	3	2	0	0	0	9
Ole Miss*	01/30	*	23	1-4	0-1	2-4	0-1-1	1	6	2	0	1	4
Missouri*	02/02	*	33	3-6	3-4	2-4	1-2-3	4	4	0	1	1	11
at Miss. State*	02/06												
Arkansas*	02/09												
at LSU*	02/16												
at Kentucky*	02/20												
Florida*	02/23												
Georgia*	02/27												
at Tennessee*	03/02												

Career Highs – All Games

Pts 16, 2x, last at San Diego St., 11/23/13
FG 6 vs. C. of Charleston, 11/14/13
FGA..... 13 at San Diego St., 11/23/13
FG %.. 1.00 (4-4) at Kentucky, 2/14/13
3FG... 4, 2x, last at San Diego St., 11/23/13
3FGA..... 10 at San Diego St., 11/23/13
3FG %.... 1.00 (2-2), 2x, last vs. Savannah St., 12/28/13
FT..... 4 vs. Elon, 11/9/12
FTA..... 7 vs. Elon, 11/9/12
FT%..... 1.00 (2-2), 5x, last vs. Vanderbilt, 1/5/14
Rebs..... 10 vs. Elon, 11/9/12
Off Rebs 4 vs. Elon, 11/9/12
Def Rebs . 6, 2x, last at Clemson, 11/20/13
Blks..... 1, 9x, last vs. Missouri, 2/2/14
Stls..... 2, 5x, last at Charlotte, 12/8/13
Assts..... 6 vs. Ole Miss, 1/30/14
Min..... 40 vs. Arkansas, 1/2/14

Season Highs – All Games

Pts .. 16, 2x, last at San Diego St., 11/23
FG 6 vs. C. of Charleston, 11/14
FGA..... 13 at San Diego St., 11/23
FG %.. .750 (3-4), 2x, last vs. Ala., 1/19
3FG.. 4, 2x, last at San Diego St., 11/23
3FGA..... 10 at San Diego St., 11/23
3FG %..... 1.00 (2-2) vs. Savannah St. 12/28
FT..... 2, 8x, last vs. Missouri, 2/2
FTA..... 4, 3x, last vs. Missouri, 2/2
FT%..... 1.00 (2-2), 4x, last vs. Vanderbilt, 1/5
Rebs..... 9 at Clemson, 11/20
Off Rebs .. 3, 2x, last at San Diego St., 11/23
Def Rebs..... 6 at Clemson, 11/20
Blks 1, 5x, last vs. Missouri, 2/2
Stls..... 2, 4x, last at Charlotte, 12/8
Assts 6 vs. Ole Miss, 1/30
Min..... 40 vs. Arkansas, 1/2

Career Highs – SEC Games

Pts 11 vs. Missouri, 2/2
FG 4, 3x, last at Vanderbilt, 1/26/14
FGA..... 12 at Arkansas, 1/2/14
FG %.. 1.00 (4-4) at Kentucky, 2/14/13
3FG 3 vs. Missouri, 2/2/14
3FGA..... 6 at Ole Miss, 2/17/13
3FG %... 1.00 (2-2) at Kentucky, 2/14/13
FT..... 2, 3x, last vs. Missouri, 2/2/14
FTA..... 4, 2x, last vs. Missouri, 2/2/14
FT %.... 1.00 (2-2) vs. Vanderbilt, 1/5/14
Rebs..... 6 at Ole Miss, 2/17/13
Off Rebs..... 2 at Ole Miss, 2/17/13
Def Rebs..... 5 at Auburn, 1/12/14
Blks 1, 4x, last vs. Missouri, 2/2/14
Stls..... 1, 5x, last vs. Missouri, 2/2/14
Assts 6 vs. Ole Miss, 1/30/14
Min..... 40 vs. Arkansas, 1/2/14

Season Highs – SEC Games

Pts 11 vs. Missouri, 2/2
FG 4, 2x, last at Vanderbilt, 1/26
FGA..... 12 at Arkansas, 1/2
FG %.. .750 (3-4), 2x, last vs. Ala., 1/19
3FG 3 vs. Missouri, 2/2
3FGA..... 5 at Texas A&M, 1/16
3FG %..... .750 (3-4), vs. Missouri, 2/2
FT..... 2, 3x, last vs. Missouri, 2/2
FTA..... 4, 2x, last vs. Missouri, 2/2
FT % 1.00 (2-2), vs. Vanderbilt, 1/5
Rebs..... 5 at Auburn, 1/12
Off Rebs 1 vs. Missouri, 2/2
Def Rebs..... 5 at Auburn, 1/12
Blks 1, 3x, last vs. Missouri, 2/2
Stls..... 1, 4x, last vs. Missouri, 2/2
Assts 6 vs. Ole Miss, 1/30
Min..... 40 vs. Arkansas, 1/2

Career Stats at South Carolina

Year	GP	GS	Min	Avg	FG	FGA	Pct	3FG	FGA	Pct	FT	FIA	Pct	Off	Def	Tot	Avg	PF	FO	A	TO	Blk	Stl	Pts	Avg
2012-13	31	0	398	12.8	28	134	.209	16	91	.176	11	24	.458	19	42	61	2.0	35	1	25	20	4	8	83	2.7
2013-14	22	21	590	26.8	57	148	.385	28	70	.400	21	35	.600	12	51	63	2.8	42	0	61	51	5	14	163	7.4
Career Totals	53	21	988	18.6	85	282	.301	44	161	.273	32	59	.542	31	93	124	2.3	77	1	86	71	9	22	246	4.6



INDIA FARMER

6-0
Freshman
Forward
North Myrtle Beach, S.C.
North Myrtle Beach

#0

Miscellaneous Stats

	Season	Career
Double-Double	0	0
10+ Points	0	0
10+ Rebounds	0	0
5+ Blocks	0	0
Tm-High Pts.	0	0
Tm-High Rebs.	0	0

- Has played in 10 games, including three SEC contests
- Netted first career SEC points with a late 3 against Alabama (Jan. 19)
- Scored her first career points on a 3-pointer against NC Central (Dec. 2), also snagging three rebounds in her 11 minutes of play

2013-14 Game-by-Game

Opponent	Date	GS	MIN	FG-A	3FG-A	FTA	Reb	PF	A	TO	B	S	TP
Chas. Sthrn.	11/08	6	0-0	0-0	0-0	0-0-0	0	0	0	0	0	0	0
LA Tech	11/10	1	0-0	0-0	0-0	0-0-0	0	0	0	0	0	0	0
CofC	11/14	5	0-0	0-0	0-0	0-0-0	1	0	0	0	0	0	0
Seton Hall	11/17					— DNP (Coach's Decision)	—						
at Clemson	11/20	1	0-0	0-0	0-0	0-0-0	0	0	0	0	0	0	0
at San Diego State	11/23					— DNP (Coach's Decision)	—						
at USC	11/25					— DNP (Coach's Decision)	—						
NC Central	12/02	11	1-3	1-2	0-0	1-2-3	1	0	0	0	0	0	3
at Charlotte	12/08					— DNP (Coach's Decision)	—						
vs. N. Carolina	12/18					— DNP (Coach's Decision)	—						
Winthrop	12/20					— DNP (Coach's Decision)	—						
SC State	12/22	5	0-2	0-0	0-0	1-0-1	0	0	0	0	0	0	0
Savannah St.	12/28	4	0-0	0-0	0-0	0-0-0	0	0	0	1	0	0	0
at Arkansas*	01/02					— DNP (Coach's Decision)	—						
Vanderbilt*	01/05					— DNP (Coach's Decision)	—						
Kentucky*	01/09					— DNP (Coach's Decision)	—						
at Auburn*	01/12					— DNP (Coach's Decision)	—						
at Texas A&M*	01/16					— DNP (Coach's Decision)	—						
Alabama*	01/19	1	1-1	1-1	0-0	0-0-0	1	0	0	0	0	0	3
at Vanderbilt*	01/26					— DNP (Coach's Decision)	—						
Ole Miss*	01/30	2	0-1	0-1	0-0	0-0-0	1	0	0	0	0	0	0
Missouri*	02/02	1	0-0	0-0	0-0	0-0-0	0	0	0	0	0	0	0
at Miss. State*	02/06												
Arkansas*	02/09												
at LSU*	02/16												
at Kentucky*	02/20												
Florida*	02/23												
Georgia*	02/27												
at Tennessee*	03/02												

Career Highs – All Games

Pts3, 2x, last vs. Alabama, 1/19/14
 FG1, 2x, last vs. Alabama, 1/19/14
 FGA.....3 vs. NC Central, 12/2/13
 FG %... 1.00 (1-1) vs. Alabama, 1/19/14
 3FG1, 2x, last vs. Alabama, 1/19/14
 3FGA..... 2 vs. NC Central, 12/2/13
 3FG %1.00 (1-1) vs. Alabama, 1/19/14
 FT
 FTA.....
 FT %.....
 Rebs..... 3 vs. NC Central, 12/2/13
 Off Rebs 1, 2x, last vs. SC State, 12/22/13
 Def Rebs.... 2 vs. NC Central, 12/2/13
 Blks 1, vs. Savannah State, 12/28/13
 Stls.....
 Assts
 Min..... 11 vs. NC Central, 12/2/13

Season Highs – All Games

Pts 3, 2x, last vs. Alabama, 1/19
 FG 1, 2x, last vs. Alabama, 1/19
 FGA.....3 vs. NC Central, 12/2
 FG %..... 1.00 (1-1) vs. Alabama, 1/19
 3FG 1, 2x, last vs. Alabama, 1/19
 3FGA.....2 vs. NC Central, 12/2
 3FG % 1.00 (1-1) vs. Alabama, 1/19
 FT
 FTA.....
 FT %.....
 Rebs..... 3 vs. NC Central, 12/2/13
 Off Rebs 1, 2x, last vs. SC State, 12/22
 Def Rebs.... 2 vs. NC Central, 12/2/13
 Blks 1, vs. Savannah State, 12/28
 Stls.....
 Assts
 Min..... 11 vs. NC Central, 12/2/13

Career Highs – SEC Games

Pts 3 vs. Alabama, 1/19/14
 FG 1 vs. Alabama, 1/19/14
 FGA... 1, 2x, last vs. Ole Miss, 1/30/14
 FG %...1.00 (1-1) vs. Alabama, 1/19/14
 FT
 FTA.....
 FT %.....
 Rebs.....
 Off Rebs
 Def Rebs.....
 Blks
 Stls
 Assts
 Min..... 2 vs. Ole Miss, 1/30/14

Season Highs – SEC Games

Pts3 vs. Alabama, 1/19
 FG 1 vs. Alabama, 1/19
 FGA..... 1, 2x, last vs. Ole Miss, 1/30
 FG % 1.00 (1-1) vs. Alabama, 1/19
 FT
 FTA.....
 FT %.....
 Rebs.....
 Off Rebs
 Def Rebs.....
 Blks
 Stls
 Assts
 Min..... 2 vs. Ole Miss, 1/30

Career Stats at South Carolina

Year	GP	GS	Min	Avg	FG	FGA	Pct	3FG	FGA	Pct	FT	FTA	Pct	Off	Def	Tot	Avg	PF	FO	A	TO	Blk	Stl	Pts	Avg
2013-14	10	0	37	3.7	2	7	.286	2	4	.500	0	0	—	2	2	4	0.40	4	0	0	0	1	0	6	0.6



OLIVIA GAINES

5-7
Junior
Guard
Chester, S.C.
Louisburg College (N.C.)

#2

Miscellaneous Stats

	Season	Career
Double-Double	0	0
10+ Points	0	0
10+ Rebounds	0	0
5+ Assists	1	1
Tm-High Pts.	0	0
Tm-High Assts.	1	1

- Has played in 20 games with one start (vs. Alabama)
- Drew her first career start against Alabama (Jan. 19), putting in balanced effort with four points, three assists and three rebounds
- Played huge role in second-half comeback at #25/21 Texas A&M (Jan. 16), providing great pressure on the point guard defensively and draining 3 at the end of the shot clock to cap a 16-2 run that helped cut the 17-point halftime deficit to one with 9:38 to play then hit a long jumper to stave off an Aggies' run three minutes later
- Continued strong play late in non-conference slate with career-high seven points against Savannah State (Dec. 28), including four points and aggressive defense during key 17-5 run late in first half
- Delivered best game of her season against SC State (Dec. 22) with six points, four rebounds and two assists
- Provided great spark defensively in second half against #14/13 North Carolina (Dec. 18), helping key a 14-3 run that brought team within two points after trailing by 12 at the half
- Was solid in 18 minutes against NC Central (Dec. 2), hitting a pair of field goals, pulling down five rebounds and handing out four assists with just one turnover
- Made a statement in her debut with four points, five assists, four rebounds and three steals in 17 minutes against Charleston Southern (Nov. 8)

2013-14 Game-by-Game

Opponent	Date	GS	MIN	FG-A	3FG-A	FTA	Reb	PF	A	TO	B	S	TP
Chas. Sthrn.	11/08	17	2-3	0-0	0-0	2-2-4	0	5	1	1	3	4	
LA Tech	11/10	9	1-2	0-0	0-1	3-1-4	1	3	1	1	0	2	
CofC	11/14	11	0-1	0-0	2-2	0-1-1	1	0	1	0	1	2	
Seton Hall	11/17	5	0-0	0-0	0-0	0-1-1	2	1	0	0	0	0	
at Clemson	11/20	— DNP (Coach's Decision) —											
at San Diego State	11/23	5	0-0	0-0	1-2	1-0-1	0	1	0	0	1	1	
at USC	11/25	— DNP (Coach's Decision) —											
NC Central	12/02	18	2-3	0-1	0-0	1-4-5	1	4	1	0	1	4	
at Charlotte	12/08	4	0-0	0-0	0-0	0-1-1	1	0	0	0	0	0	
vs. N. Carolina	12/18	11	1-2	0-0	0-0	0-1-1	1	2	1	0	0	2	
Winthrop	12/20	13	0-1	0-0	2-2	0-1-1	3	1	0	0	0	2	
SC State	12/22	18	2-2	0-0	2-2	1-3-4	0	2	1	0	1	6	
Savannah St.	12/28	19	3-5	0-0	1-2	0-0-0	4	1	2	0	1	7	
at Arkansas*	01/02	12	0-1	0-0	1-2	0-1-1	0	1	0	0	1	1	
Vanderbilt*	01/05	14	0-0	0-0	2-2	0-1-1	1	2	1	0	1	2	
Kentucky*	01/09	2	1-1	0-0	0-0	0-0-0	1	0	0	0	0	2	
at Auburn*	01/12	5	0-0	0-0	1-2	0-0-0	2	0	0	0	0	1	
at Texas A&M*	01/16	9	2-2	1-1	0-0	0-2-2	1	0	0	0	1	5	
Alabama*	01/19	*	23	2-5	0-0	0-0	1-2-3	1	3	3	0	4	
at Vanderbilt*	01/26	15	1-3	0-0	0-0	1-0-1	0	0	0	0	0	2	
Ole Miss*	01/30	10	0-2	0-0	1-2	0-1-1	2	0	0	0	0	1	
Missouri*	02/02	2	0-0	0-0	0-0	0-0-0	0	0	0	0	0	0	
at Miss. State*	02/06												
Arkansas*	02/09												
at LSU*	02/16												
at Kentucky*	02/20												
Florida*	02/23												
Georgia*	02/27												
at Tennessee*	03/02												

Career Highs – All Games

Pts 7 vs. Savannah St., 12/28/13
FG 3 vs. Savannah St., 12/28/13
FGA.... 5, 2x, last vs. Alabama, 1/19/14
FG % 1.00 (2-2), vs. SC State, 12/22/13
3FG 1 at Texas A&M, 1/16/14
3FGA.... 1, 2x, last at Texas A&M, 1/16/14
3FG % .. 1.00 (1-1) at Texas A&M, 1/16/14
FT..... 2, 4x, last vs. Vanderbilt, 1/5/14
FTA..... 2, 9x, last vs. Ole Miss, 1/30/14
FT % 1.00 (2-2), 4x, last vs. Vanderbilt, 1/5/14
Rebs..... 5 vs. NC Central, 12/2/13
Off Rebs..... 3 vs. La Tech, 11/10/13
Def Rebs.... 4 vs. NC Central, 12/2/13
Blks .. 1, 2x, last vs. LA Tech, 11/10/13
Stls..... 3 vs. Chas. Southern, 11/8/13
Assts 5 vs. Chas. Southern, 11/8/13
Min..... 23 vs. Alabama, 1/19/14

Career Highs – SEC Games

Pts 5 at Texas A&M, 1/16/14
FG 2, 2x, last vs. Alabama, 1/19/14
FGA..... 5 vs. Alabama, 1/19/14
FG % 1.00 (2-2) at Texas A&M, 1/16/14
3FG 1 at Texas A&M, 1/16/14
3FGA..... 1 at Texas A&M, 1/16/14
3FG % .. 1.00 (1-1) at Texas A&M, 1/16/14
FT..... 2 vs. Vanderbilt, 1/5/14
FTA..... 2, 4x, last vs. Ole Miss, 1/30/14
FT % 1.00 (2-2), vs. Vanderbilt, 1/5/14
Rebs..... 3 vs. Alabama, 1/19/14
Off Rebs.. 1, 2x, last at Vandy, 1/26/14
Def Rebs.. 2, 2x, last vs. Ala., 1/19/14
Blks
Stls..... 1, 4x, last vs. Alabama, 1/19/14
Assts 3 vs. Alabama, 1/19/14
Min..... 23 vs. Alabama, 1/19/14

Season Highs – All Games

Pts 7 vs. Savannah St., 12/28
FG 3 vs. Savannah St., 12/28
FGA..... 5, 2x, last vs. Alabama, 1/19
FG % 1.00 (2-2), vs. SC State, 12/22
3FG 1 at Texas A&M, 1/16
3FGA.. 1, 2x, last at Texas A&M, 1/16
3FG % 1.00 (1-1) at Texas A&M, 1/16
FT..... 2, 4x last vs. Vanderbilt, 1/5
FTA..... 2, 9x, last vs. Ole Miss, 1/30
FT % 1.00 (2-2), 4x, last vs. Vanderbilt, 1/5
Rebs..... 5 vs. NC Central, 12/2
Off Rebs..... 3 vs. La Tech, 11/10
Def Rebs..... 4 vs. NC Central, 12/2
Blks 1, 2x, last vs. LA Tech, 11/10
Stls..... 3 vs. Chas. Southern, 11/8
Assts 5 vs. Chas. Southern, 11/8
Min..... 23 vs. Alabama, 1/19

Season Highs – SEC Games

Pts 5 at Texas A&M, 1/16
FG 2, 2x, last vs. Alabama, 1/19
FGA..... 5 vs. Alabama, 1/19
FG % .. 1.00 (2-2) at Texas A&M, 1/16
3FG 1 at Texas A&M, 1/16
3FGA..... 1 at Texas A&M, 1/16
3FG % ... 1.00 (1-1) at Texas A&M, 1/16
FT..... 2 vs. Vanderbilt, 1/5
FTA..... 2, 4x, last vs. Ole Miss, 1/30
FT % ... 1.00 (2-2), vs. Vanderbilt, 1/5
Rebs..... 3 vs. Alabama, 1/19
Off Rebs..... 1, 2x, last at Vandy, 1/26
Def Rebs..... 2, 2x, last vs. Alabama, 1/19
Blks
Stls..... 1, 4x, last vs. Alabama, 1/19
Assts 3 vs. Alabama, 1/19
Min..... 23 vs. Alabama, 1/19

Career Stats at South Carolina

Year	GP	GS	Min	Avg	FG	FGA	Pct	3FG	FGA	Pct	FT	FTA	Pct	Off	Def	Tot	Avg	PF	FO	A	TO	Blk	Stl	Pts	Avg
2013-14	20	1	222	11.1	17	33	.515	1	2	.500	13	19	.684	10	22	32	1.6	22	0	26	12	2	12	48	2.4



ELEM IBIAM

**6-4
Junior
Center
Fayetteville, Ga.
Fayette County**

#33

Miscellaneous Stats

	Season	Career
Double-Double	0	1
10+ Points	12	19
10+ Rebounds	1	3
5+ Blocks	3	5
Tm-High Pts.	3	5
Tm-High Rebs.	4	11

- Has started all 22 games this season
- Leads the SEC and ranks 25th in the nation with 2.5 blocks per game ... Has 10 games of three or more blocks
- Has 56 blocks on the season, which is third in school history in a single-season and leaves her just four shy of Lakesha Tolliver's school-record 60 (2006-07)
- Has led the team in scoring three times (Seton Hall, at Charlotte, Alabama)
- Has led the team in rebounding four times (Seton Hall, at Charlotte, SC State, at Vanderbilt)
- Became just ninth Gamecock all-time to reach 100 career blocks with her five against Ole Miss (Jan. 30)
- Dominated first half at Vanderbilt (Jan. 26) helping team to halftime lead while three other starters sat with two fouls, posting eight points and six rebounds in opening period
- Scored nine points in each half against Alabama (Jan. 19) to lead the team in scoring with 18 points in just 21 minutes
- Pulled down a career-high 12 rebounds at Texas A&M (Jan. 16)
- Tied the Gamecock record for blocks in an SEC game and for fourth in Colonial Life Arena history with six against #9/10 Kentucky (Jan. 9), including four in second half,
- Scored seven straight points during Gamecocks 10-minute run in first half against Vanderbilt (Jan. 5) that turned two-point deficit into 11-point halftime lead
- Was great on the glass in second half against Winthrop (Dec. 20), grabbing seven of her team-high nine in the second period to help hold off rally
- Anchored the paint against #14/13 North Carolina (Dec. 18), shooting 7-of-10 from the field and blocking four shots
- Matched her career high with 19 points at Charlotte (Dec. 8), dominating first half with 10 points and six (of her nine total) rebounds
- Scored seven of her 11 points and grabbed six of her eight rebounds against Louisiana Tech (Nov. 10) in the first 10 minutes of the second half
- Tied for fourth-best perfect shooting night in Colonial Life Arena history, going 7-of-7 from the field against Charleston Southern (Nov. 8)
- Matched her career high and third in Colonial Life Arena history with five blocks against Charleston Southern (Nov. 8)

2013-14 Game-by-Game

Opponent	Date	GS	MIN	FG-A	3FG-A	FTA	Reb	PF	A	TO	B	S	TP
Chas. Sthrn.	11/08	*	20	7-7	0-0	3-5	1-5-6	0	0	1	5	2	17
LA Tech	11/10	*	24	3-6	0-0	5-10	2-6-8	5	1	3	3	1	11
CofC	11/14	*	23	5-8	0-0	2-5	2-4-6	2	0	0	3	1	12
Seton Hall	11/17	*	29	5-10	0-0	8-9	1-7-8	2	0	2	3	0	18
at Clemson	11/20	*	25	5-6	0-0	0-0	3-3-6	2	1	0	1	1	10
at San Diego State	11/23	*	21	2-3	0-0	1-2	1-3-4	3	1	1	1	1	5
at USC	11/25	*	19	2-5	0-0	0-0	2-3-5	5	1	2	2	0	4
NC Central	12/02	*	20	0-1	0-0	2-2	0-3-3	2	0	1	1	0	2
at Charlotte	12/08	*	30	7-14	0-0	5-7	2-7-9	2	0	1	3	1	19
vs. N. Carolina	12/18	*	33	7-10	0-0	0-0	3-2-5	4	1	1	4	2	14
Winthrop	12/20	*	32	6-12	0-0	0-0	2-7-9	2	0	1	3	0	12
SC State	12/22	*	25	4-10	0-0	1-2	5-4-9	1	1	2	1	1	9
Savannah St.	12/28	*	18	1-7	0-0	3-4	3-6-9	3	0	0	1	1	5
at Arkansas*	01/02	*	15	1-4	0-0	2-2	1-3-4	4	0	1	1	0	4
Vanderbilt*	01/05	*	20	3-4	0-0	5-6	2-6-8	4	0	2	2	0	11
Kentucky*	01/09	*	16	4-8	0-0	1-1	0-4-4	4	0	1	6	0	9
at Auburn*	01/12	*	24	2-3	0-0	0-0	1-2-3	2	0	1	1	0	4
at Texas A&M*	01/16	*	34	2-6	0-0	0-2	2-10-12	2	2	3	4	0	4
Alabama*	01/19	*	21	7-11	0-0	4-4	2-5-7	3	1	0	2	0	18
at Vanderbilt*	01/26	*	32	4-8	0-0	2-2	1-8-9	4	0	3	1	0	10
Ole Miss*	01/30	*	18	6-7	0-0	2-2	2-6-8	5	0	2	5	0	14
Missouri*	02/02	*	24	3-4	0-0	4-6	2-4-6	3	0	2	3	0	10
at Miss. State*	02/06												
Arkansas*	02/09												
at LSU*	02/16												
at Kentucky*	02/20												
Florida*	02/23												
Georgia*	02/27												
at Tennessee*	03/02												

Career Highs – All Games

Pts ... 19, 2x, last at Charlotte, 12/8/13
FG 8 vs. Alabama, 3/7/13
FGA 14 at Charlotte, 12/8/13
FG % 1.00 (7-7) vs. CSU, 11/8/13
FT 8 vs. Seton Hall, 11/17/13
FTA 10 vs. LA Tech, 11/10/13
FT % ... 1.00 (4-4), vs. Alabama, 1/19/14
Rebs 12 at Texas A&M, 1/16/14
Off Rebs 6 vs. Elon, 11/9/12
Def Rebs ... 10 at Texas A&M, 1/16/14
Blks 6 vs. Kentucky, 1/9/14
Stls ... 2, 4x, last vs. N. Carolina, 12/18/13
Assts .. 3 vs. South Dakota St., 3/23/13
Min 34 at Texas A&M, 1/16/14

Season Highs – All Games

Pts 19 at Charlotte, 12/8
FG 7, 4x, last vs Alabama, 1/19
FGA 14 at Charlotte, 12/8
FG % 1.00 (7-7) vs. CSU, 11/8
FT 8 vs. Seton Hall, 11/17
FTA 10 vs. LA Tech, 11/10
FT % 1.00 (4-4) vs. Alabama, 1/19
Rebs 12 at Texas A&M, 1/16
Off Rebs 5, vs. SC State, 12/22
Def Rebs 10 at Texas A&M, 1/16
Blks 6 vs. Kentucky, 1/9
Stls 2, 2x, last vs. N. Carolina, 12/18
Assts 2 at Texas A&M, 1/16
Min 34 at Texas A&M, 1/16

Career Highs – SEC Games

Pts 18 vs. Alabama, 1/19/14
FG 7 vs. Alabama, 1/19/14
FGA 11 vs. Alabama, 1/19/14
FG %857 (6-7), 2x, last vs. Ole Miss, 1/30/14
FT 5, 2x, last vs. Vanderbilt, 1/5/14
FTA 8 vs. Mississippi State, 2/24/13
FT % .. 1.00 (4-4) vs. Alabama, 1/19/14
Rebs 12 at Texas A&M, 1/16/14
Off Rebs 4, 2x, last vs. Ky., 1/24/13
Def Rebs ... 10 at Texas A&M, 1/16/14
Blks 6 vs. Kentucky, 1/9/14
Stls 1, 4x, last vs. Florida, 3/3/13
Assts 2 at Texas A&M, 1/16/14
Min 34 at Texas A&M, 1/16/14

Season Highs – SEC Games

Pts 18 vs. Alabama, 1/19
FG 7 vs. Alabama, 1/19
FGA 11 vs. Alabama, 1/19
FG %857 (6-7), vs. Ole Miss, 1/30
FT 5 vs. Vanderbilt, 1/5
FTA 6, 2x, last vs. Missouri, 2/2
FT % 1.00 (4-4) vs. Alabama, 1/19
Rebs 12 at Texas A&M, 1/16
Off Rebs 2, 5x, last vs. Missouri, 2/2
Def Rebs 10 at Texas A&M, 1/16
Blks 6 vs. Kentucky, 1/9
Stls 1 vs. Florida, 3/3/13
Assts 2 at Texas A&M, 1/16
Min 34 at Texas A&M, 1/16

Career Stats at South Carolina

Year	GP	GS	Min	Avg	FG	FGA	Pct	3FG	FGA	Pct	FT	FIA	Pct	Off	Def	Tot	Avg	PF	FO	A	TO	Blk	Stl	Pts	Avg
2011-12	25	0	197	7.9	26	59	.441	0	1	.000	22	35	.629	34	40	74	3.0	33	0	4	16	17	2	74	3.0
2012-13	30	0	472	15.7	64	131	.489	0	0	—	32	64	.500	52	83	135	4.5	48	1	8	20	30	11	160	5.3
2013-14	22	22	523	23.8	86	154	.558	0	0	—	50	71	.704	40	108	148	6.7	64	3	9	30	56	11	222	10.1
Career Totals	77	22	1192	15.5	176	344	.512	0	1	.000	104	170	.612	126	231	357	4.6	145	4	21	66	103	24	456	5.9



TIFFANY MITCHELL

5-9
Sophomore
Guard
Charlotte, N.C.
Providence Day

#25

Miscellaneous Stats

	Season	Career
Double-Double	1	3
20+ Points	2	3
10+ Points	20	34
10+ Rebounds	1	6
5+ Assists	5	5
5+ Steals	4	5
Tm-High Pts.	9	16
Tm-High Rebs.	1	7
Tm-High Assts.	10	12

- Named to Dawn Staley Award Watch List
- Ranks 9th in the SEC in scoring, 3rd in FG percentage, 2nd in steals (2.5), 12th in assists (3.6) and 14th in assist-to-turnover ratio (1.4) ... in conference games is 7th in league in scoring (16.1 ppg), 3rd in FG percentage (.516)
- Has led the team in scoring nine times (at USC, NC Central, Winthrop, Savannah St., at Ark., Ky., at Auburn, at Vanderbilt, Missouri)
- Has led the team in assists 10 times (at Clemson, at San Diego St., at USC, at Charlotte, Winthrop, SC State, at Texas A&M, Alabama, at Vanderbilt, Ole Miss)
- Matched career high with eight assists against Ole Miss (Jan. 30)
- Scored four straight points, including layup off her fourth steal of the game, with under minute to play to key win at #16/19 Vanderbilt (Jan. 26)
- Dished out eight assists against Alabama (Jan. 19), seven of which came in the first half as Gamecocks established significant halftime lead
- Scored five points in final 20 seconds at #25/21 Texas A&M (Jan. 16) to send game to overtime, during which she added four points in bid for victory
- Swiped career-high six steals at Auburn (Jan. 12) and scored six of her 18 points during an 8-0 run after Tigers cut lead to three with five minutes to play
- Sank 4-of-4 free throws in final two minutes to ice win over Vanderbilt (Jan. 5), finishing with 19 points
- Grabbed two defensive rebounds and hit 4-of-4 free throws in final 30 seconds to secure win at Arkansas (Jan. 2) en route to first double-double of the season
- Netted 12 of her 18 points against Savannah State (Dec. 28) at free throw line, scoring seven points during key 17-5 run late in first half
- Key element in holding off second-half charge from Winthrop (Dec. 20), scoring 12 points in second half en route to her total of 20, which included a career-high four 3s
- Scored 16 of her 18 points against #14/13 North Carolina (Dec. 18) in second half, highlighted by four during a 14-3 run that included a layup after stealing an inbound pass under the basket to bring team within two after trailing by 12 at half, and team's lone 3-pointer to pull within four with 4:23 to play
- Recorded 11 of her 15 points at Charlotte (Dec. 8) in the first half to keep Gamecocks just ahead of upset-minded 49ers
- Scored 12 of her 17 points at San Diego State in the second half, while handing out six of her career-high nine assists in the final 20 minutes as well

2013-14 Game-by-Game

Opponent	Date	GS	MIN	FG-A	3FG-A	FTA	Reb	PF	A	TO	B	S	TP
Chas. Sthrn.	11/08	*	21	6-10	0-0	0-0	1-0-1	0	1	0	0	5	12
LA Tech	11/10	*	27	4-9	1-4	1-3	0-4-4	1	3	2	0	1	10
CofC	11/14	*	26	3-7	2-3	3-7	3-5-8	1	1	2	0	0	11
Seton Hall	11/17	*	36	5-10	2-3	3-6	1-2-3	2	4	1	0	1	15
at Clemson	11/20	*	28	6-10	2-4	0-0	2-4-6	0	5	4	0	2	14
at San Diego State	11/23	*	26	6-10	1-2	4-5	1-2-3	2	9	1	0	3	17
at USC	11/25	*	34	6-9	0-1	10-13	3-3-6	3	4	6	0	5	22
NC Central	12/02	*	14	7-9	2-3	3-4	1-2-3	1	1	1	0	3	19
at Charlotte	12/08	*	36	4-9	0-2	7-7	1-2-3	0	4	3	0	3	15
vs. N. Carolina	12/18	*	34	4-13	1-2	9-10	2-3-5	3	1	3	0	2	18
Winthrop	12/20	*	34	7-9	4-5	2-5	0-1-1	3	7	6	0	1	20
SC State	12/22	*	31	2-8	1-3	0-0	4-5-9	0	4	1	0	1	5
Savannah St.	12/28	*	27	3-5	0-1	12-16	0-7-7	0	4	3	0	5	18
at Arkansas*	01/02	*	35	5-10	0-0	6-8	3-8-11	4	1	3	0	1	16
Vanderbilt*	01/05	*	36	6-9	2-2	5-6	0-4-4	4	4	1	1	3	19
Kentucky*	01/09	*	39	5-11	0-1	7-8	0-7-7	2	3	2	2	2	17
at Auburn*	01/12	*	35	6-13	1-2	5-5	0-2-2	3	1	7	0	6	18
at Texas A&M*	01/16	*	38	8-11	2-2	1-2	1-7-8	4	1	4	0	0	19
Alabama*	01/19	*	30	2-8	1-2	2-2	0-6-6	0	8	1	2	1	7
at Vanderbilt*	01/26	*	36	7-12	0-0	0-0	1-6-7	4	3	3	1	4	14
Ole Miss*	01/30	*	30	4-9	1-2	6-6	0-3-3	1	8	0	1	2	15
Missouri*	02/02	*	37	5-10	2-2	8-11	3-6-0	2	3	5	0	4	20
at Miss. State*	02/06												
Arkansas*	02/09												
at LSU*	02/16												
at Kentucky*	02/20												
Florida*	02/23												
Georgia*	02/27												
at Tennessee*	03/02												

Career Highs – All Games

Pts 22 at USC, 11/25/13
FG 8, 2x, last at Texas A&M, 1/16/14
FGA..... 17 vs. Tennessee, 1/3/13
3FG 4 vs. Winthrop, 12/20/13
3FGA..... 5 vs. Winthrop, 12/20/13
FT..... 12 vs. Savannah St., 12/28/13
FTA..... 16 vs. Savannah St., 12/28/13
FT % ... 1.00 (7-7), at Charlotte, 12/8/13
Rebs..... 11, 5x, last at Arkansas, 1/2/14
Off Rebs..... 6 at Florida, 1/20/13
Def Rebs..... 8, 3x, last at Arkansas, 1/2/14
Blks 2, 2x, last vs. Alabama, 1/19/14
Stls..... 6 at Auburn, 1/12/14
Assts 9 at San Diego State, 11/23/13
Min..... 39 vs. Kentucky, 1/9/14

Season Highs – All Games

Pts 22 at USC, 11/25
FG 8 at Texas A&M, 1/16
FGA..... 13, 2x, last at Auburn, 1/12
3FG 4 vs. Winthrop, 12/20
3FGA..... 5 vs. Winthrop, 12/20
FT..... 12 vs. Savannah St., 12/28
FTA..... 16 vs. Savannah St., 12/28
FT %..... 1.00 (7-7), at Charlotte, 12/8
Rebs..... 11 at Arkansas, 1/2
Off Rebs..... 4 vs. SC State, 12/22
Def Rebs..... 8 at Arkansas, 1/2
Blks 2, 2x, last vs. Alabama, 1/19
Stls..... 6 at Auburn, 1/12
Assts 9 at San Diego State, 11/23
Min..... 39 vs. Kentucky, 1/9

Career – SEC Games

Pts 20 vs. Missouri, 2/2/14
FG 8 at Texas A&M, 1/16/14
FGA..... 17 vs. Tennessee, 1/3/13
3FG 2, 4x, last at Missouri, 2/2/14
3FGA..... 3, 4x, last at TAMU, 1/16/14
FT..... 8 vs. Missouri, 2/2/14
FTA..... 11 vs. Missouri, 2/2/14
FT % ... 1.00 (6-6), vs. Ole Miss, 1/30/14
Rebs..... 11, 2x, last at Arkansas, 1/2/14
Off Rebs 6 at Florida, 1/20/13
Def Rebs..... 8 at Arkansas, 1/2/14
Blks 2, 2x, last vs. Alabama, 1/19/14
Stls..... 6 at Auburn, 1/12/14
Assts .. 8, 2x, last vs. Ole Miss, 1/30/14
Min..... 39 vs. Kentucky, 1/9/14

Season Highs – SEC Games

Pts 20 vs. Missouri, 2/2
FG 8 at Texas A&M, 1/16
FGA..... 13 at Auburn, 1/12
3FG 2, 3x, last vs. Missouri, 2/2
3FGA..... 2, 6x, last vs. Missouri, 2/2
FT..... 8 vs. Missouri, 2/2
FTA..... 11 vs. Missouri, 2/2
FT % ... 1.00 (6-6), vs. Ole Miss, 1/30
Rebs..... 11 at Arkansas, 1/2
Off Rebs 3, 2x, last vs. Missouri, 2/2
Def Rebs..... 8 at Arkansas, 1/2
Blks 2, 2x, last vs. Alabama, 1/19
Stls..... 6 at Auburn, 1/12
Assts 8, 2x, last vs. Ole Miss, 1/30
Min..... 39 vs. Kentucky, 1/9

Career Stats at South Carolina

Year	GP	GS	Min	Avg	FG	FGA	Pct	3FG	FGA	Pct	FT	FTA	Pct	Off	Def	Tot	Avg	PF	FO	A	TO	Blk	Stl	Pts	Avg
2012-13	33	30	927	28.1	107	282	.379	22	60	.367	68	111	.613	60	109	169	5.1	64	1	43	82	4	44	304	9.2
2013-14	22	22	690	31.4	111	211	.526	25	46	.543	94	124	.758	27	89	116	5.2	40	0	80	59	7	55	341	15.5
Career Totals	55	52	1617	29.4	218	493	.442	47	106	.443	162	235	.689	87	198	285	5.1	104	1	123	141	11	99	645	11.7



WILKA MONTOUT

6-3
Senior
Forward
Cayenne, French Guiana, France
Northeasten Oklahoma A&M

#12

Miscellaneous Stats

	Season	Career
Double-Double	0	0
10+ Points	0	2
10+ Rebounds	0	0
5+ Blocks	0	0
Tm-High Pts.	0	0
Tm-High Rebs.	0	0

- Has played in 19 games
- Grabbed offensive rebound and hit baseline jumper to keep Gamecocks in front late in first half at Vanderbilt (Jan. 26) despite three starters on bench with foul trouble
- Posted her career SEC high with six points in just nine minutes against Alabama (Jan. 19)
- Saw a season-high 23 minutes against NC Central (Dec. 2)
- Snagged a career-high eight rebounds against College of Charleston (Nov. 14)
- Opened season with seven points on 2-of-4 shooting, including a 3, and blocked two shots against Charleston Southern (Nov. 8)

2013-14 Game-by-Game

Opponent	Date	GS	MIN	FG-A	3FG-A	FTA	Reb	PF	A	TO	B	S	TP
Chas. Sthrn.	11/08	21	2-4	1-1	2-5	1-3-4	3	1	2	1	2	1	7
LA Tech	11/10	11	0-0	0-0	0-0	3-0-3	0	0	0	0	0	0	0
CofC	11/14	16	1-6	0-2	0-4	5-3-8	2	0	2	1	0	2	2
Seton Hall	11/17	7	0-0	0-0	0-0	0-0-0	1	1	1	0	0	0	0
at Clemson	11/20	13	0-6	0-0	1-2	2-2-4	0	0	1	0	0	1	1
at San Diego State	11/23	17	1-2	0-1	0-0	0-2-2	3	0	1	0	0	2	2
at USC	11/25	9	0-0	0-0	0-0	0-2-2	0	1	0	0	0	0	0
NC Central	12/02	23	2-6	1-3	0-0	1-0-1	2	1	1	0	0	5	5
at Charlotte	12/08	8	1-2	1-1	0-0	2-0-2	1	0	0	0	0	3	3
vs. N. Carolina	12/18	2	0-1	0-1	0-0	0-1-1	0	0	0	0	0	0	0
Winthrop	12/20	6	1-2	0-1	0-0	2-1-3	0	0	0	0	0	0	0
SC State	12/22	10	1-5	0-0	0-2	3-2-5	0	0	1	1	0	2	2
Savannah St.	12/28	17	0-0	0-0	0-2	0-0-0	2	0	0	0	0	0	0
at Arkansas*	01/02	— DNP (Coach's Decision) —											
Vanderbilt*	01/05	— DNP (Coach's Decision) —											
Kentucky*	01/09	— DNP (Coach's Decision) —											
at Auburn*	01/12	4	0-0	0-0	0-0	0-1-1	1	1	0	0	0	0	0
at Texas A&M*	01/16	4	0-0	0-0	1-2	1-0-1	2	0	1	0	0	1	1
Alabama*	01/19	9	2-2	2-2	0-0	0-1-1	3	0	1	0	0	6	6
at Vanderbilt*	01/26	4	1-1	0-0	2-2	1-0-1	0	0	0	0	0	4	4
Ole Miss*	01/30	13	2-2	0-0	0-0	2-0-2	2	0	0	0	0	4	4
Missouri*	02/02	5	0-1	0-1	0-0	0-0-0	0	0	0	0	0	0	0
at Miss. State*	02/06												
Arkansas*	02/09												
at LSU*	02/16												
at Kentucky*	02/20												
Florida*	02/23												
Georgia*	02/27												
at Tennessee*	03/02												

Career Highs – All Games

Pts 12 vs. Louisiana Tech, 11/12/12
FG 4, 3x, last vs. Furman, 12/9/12
FGA... 13 vs. Savannah State, 11/15/12
FG %..... 1.00 (2-2), 2x, last vs. Ole Miss, 1/30/14
3FG..... 2 vs. Alabama, 1/19/14
3FGA... 3, 4x, last vs. NCCU, 12/2/13
3FG %... 1.00 (2-2) vs. Alabama, 1/19/14
FT..... 3 at LA Tech, 11/12/12
FTA..... 5 vs. Chas. Southern, 11/8/13
FT %.... 1.00 (2-2), 5x, last at Vanderbilt, 1/26/14
Rebs.. 8 vs. C. of Charleston, 11/14/13
Off Rebs .. 5, 2x, last vs. CofC, 11/14/13
Def Rebs.. 3, 3x, last vs. CofC, 11/14/13
Blks... 2, 2x, last vs. Chas. Sthrn., 11/8/13
Stls.... 1, 4x, last vs. Chas. Sthrn., 11/8/13
Assts..... 2, 2x, last vs. Vanderbilt, 1/10/13
Min..... 24 vs. Savannah State, 11/15/12

Career – SEC Games

Pts 6 vs. Alabama, 1/19/14
FG 2, 3x, last vs. Ole Miss, 1/30/14
FGA..... 3, 4x, last at Missouri, 2/28/13
FG % 1.00 (2-2), 2x, last vs. Ole Miss, 1/30/14
3FG 1, 2x, last vs. Auburn, 2/3/13
3FGA..... 3, 2x, last at Alabama, 2/7/13
3FG %... 1.00 (2-2) vs. Alabama, 1/19/14
FT..... 2, 2x, last at Vanderbilt, 1/26/14
FTA 2, 3x, last at Vanderbilt, 1/26/14
FT % .. 1.00 (2-2), 2x, last at Vandy, 1/26/14
Rebs..... 4 at Mississippi State, 1/6/13
Off Rebs .. 2, 2x, last vs. Ole Miss, 1/30/14
Def Rebs... 3 at Mississippi St., 1/6/13
Blks 1, 2x, last at Missouri, 2/28/13
Stls.....
Assts 2 vs. Vanderbilt, 1/10/13
Min..... 15 at Mississippi State, 1/6/13

Season Highs – All Games

Pts 7 vs. Charleston Southern, 11/8
FG 2, 4x, last vs. Ole Miss, 1/30
FGA.... 6, 3x, last vs. NC Central, 12/2
FG %..... 1.00 (2-2), 2x, last vs. Ole Miss, 1/30
3FG 2 vs. Alabama, 1/19
3FGA..... 3 vs. NC Central, 12/2
3FG %... 1.00 (2-2) vs. Alabama, 1/19
FT..... 2, 2x, last at Vanderbilt, 1/26
FTA..... 5 vs. Chas. Southern, 11/8
FT %..... 1.00 (2-2), at Vanderbilt, 1/26
Rebs..... 8 vs. C. of Charleston, 11/14
Off Rebs 5 vs. CofC, 11/14
Def Rebs..... 3, 2x, last vs. CofC, 11/14
Blks ... 2 vs. Charleston Southern, 11/8
Stls..... 1 vs. Charleston Southern, 11/8
Assts 1, 5x, last at Auburn, 1/12
Min..... 23 vs. NC Central, 12/2

Season Highs – SEC Games

Pts 6 vs. Alabama, 1/19
FG 2, 2x, last vs. Ole Miss, 1/30
FGA..... 2, 2, last vs. Ole Miss, 1/30
FG % 1.00 (2-2), 2x, last vs. Ole Miss, 1/30
3FG 2 vs. Alabama, 1/19
3FGA..... 2 vs. Alabama, 1/19
3FG %.... 1.00 (2-2) vs. Alabama, 1/19
FT..... 2 at Vanderbilt, 1/26
FTA..... 2, 2x, last at Vanderbilt, 1/26
FT % 1.00 (2-2), at Vanderbilt, 1/26
Rebs..... 2 vs. Ole Miss, 1/30
Off Rebs 2 vs. Ole Miss, 1/30
Def Rebs.. 1, 2x, last vs. Alabama, 1/19
Blks
Stls.....
Assts 1 at Auburn, 1/12
Min..... 13 vs. Ole Miss, 1/30

Career Stats at South Carolina

Year	GP	GS	Min	Avg	FG	FGA	Pct	3FG	FGA	Pct	FT	FIA	Pct	Off	Def	Tot	Avg	PF	FO	A	TO	Blk	Stl	Pts	Avg
2012-13	29	0	293	10.1	26	94	.277	6	32	.188	13	19	.684	27	16	43	1.5	26	0	8	16	7	3	71	2.4
2013-14	19	0	208	10.9	14	40	.350	5	13	.385	6	19	.316	23	18	41	2.1	22	0	5	10	4	1	39	2.1
Career Totals	48	0	501	10.4	40	134	.299	11	45	.244	19	38	.500	50	34	84	1.7	48	0	13	26	11	4	110	2.3



LeANNA MORRISON

#21

5-5
R-Sophomore
Guard
Monck's Corner, S.C.
Charlotte

Miscellaneous Stats

	Season	Career
Double-Double	0	0
10+ Points	0	0
10+ Rebounds	0	0
5+ Assists	0	0
Tm-High Pts.	0	0
Tm-High Assts.	0	0

- Has played in 14 games
- Got a season-high 12 minutes against NC Central (Dec. 2), hitting her first career field goal – a 3-pointer in the second half
- Scored her first career points in her fourth game in the Garnet and Black, adding a pair of free throws against Seton Hall (Nov. 17)

2013-14 Game-by-Game

Opponent	Date	GS	MIN	FG-A	3FG-A	FTA	Reb	PF	A	TO	B	S	TP
Chas. Sthrn.	11/08	7	0-0	0-0	0-0	0-1-1	1	1	1	0	0	0	0
LA Tech	11/10	1	0-1	0-1	0-0	0-0-0	0	0	0	0	0	0	0
CofC	11/14	6	0-3	0-2	0-0	1-0-1	1	1	0	0	0	0	0
Seton Hall	11/17	2	0-0	0-0	2-2	0-0-0	0	0	0	0	0	1	2
at Clemson	11/20	2	0-0	0-0	0-0	0-0-0	0	0	0	0	0	0	0
at San Diego State	11/23	4	0-1	0-1	0-0	1-0-1	0	1	0	0	0	0	0
at USC	11/25	1	0-0	0-0	0-0	0-0-0	0	0	0	0	0	0	0
NC Central	12/02	12	1-3	1-2	0-0	2-0-2	0	0	0	0	0	0	3
at Charlotte	12/08	1	0-0	0-0	2-4	0-0-0	0	0	0	0	0	0	2
vs. N. Carolina	12/18	— DNP (Coach's Decision) —											
Winthrop	12/20	— DNP (Coach's Decision) —											
SC State	12/22	5	0-1	0-1	0-0	0-1-1	0	0	0	0	0	0	0
Savannah St.	12/28	8	0-0	0-0	1-2	0-2-2	2	0	1	0	0	0	1
at Arkansas*	01/02	— DNP (Coach's Decision) —											
Vanderbilt*	01/05	— DNP (Coach's Decision) —											
Kentucky*	01/09	— DNP (Coach's Decision) —											
at Auburn*	01/12	— DNP (Coach's Decision) —											
at Texas A&M*	01/16	— DNP (Coach's Decision) —											
Alabama*	01/19	2	0-0	0-0	0-0	0-0-0	0	0	0	0	0	0	0
at Vanderbilt*	01/26	— DNP (Coach's Decision) —											
Ole Miss*	01/30	3	0-1	0-1	1-2	0-0-0	3	0	0	0	0	0	1
Missouri*	02/02	1	0-0	0-0	0-0	0-0-0	0	0	0	0	0	0	0
at Miss. State*	02/06												
Arkansas*	02/09												
at LSU*	02/16												
at Kentucky*	02/20												
Florida*	02/23												
Georgia*	02/27												
at Tennessee*	03/02												

Career Highs – All Games

Pts 3 vs. NC Central, 12/2/13
FG 1 vs. NC Central, 12/2/13
FGA..... 3, 2x, last vs. NCCU, 12/2/13
FG%333 (1-3) vs. NCCU, 12/2/13
3FG 1 vs. NC Central, 12/2/13
3FGA... 2, 2x, last vs. NCCU, 12/2/13
3FG%..... .500 (1-2) vs. NCCU, 12/2/13
FT..... 2, 2x, last at Charlotte, 12/8 /13
FTA..... 4 at Charlotte, 12/8/13
FT%..1.00 (2-2) vs. Seton Hall, 11/17/13
Rebs.....2, 2x, last vs. Sav. St., 12/28/13
Off Rebs.... 2 vs. NC Central, 12/2/13
Def Rebs..... 2 vs. Savannah St., 12/28/13
Stls..... 1 vs. Seton Hall, 11/17/13
Assts.... 1, 3x, last at San Diego St., 11/23/13
Min..... 12 vs. NC Central, 12/2/13

Season Highs – All Games

Pts3 vs. NC Central, 12/2
FG1 vs. NC Central, 12/2
FGA.... 3, 2x, last vs. NC Central, 12/2
FG%333 (1-3) vs. NCCU, 12/2
3FG 1 vs. NC Central, 12/2
3FGA.. 2, 2x, last vs. NC Central, 12/2
3FG%... .500 (1-2) vs. NC Central, 12/2
FT..... 2, 2x, last at Charlotte, 12/8
FTA..... 4 at Charlotte, 12/8
FT%.....1.00 (2-2) vs. Seton Hall, 11/17
Rebs..... 2, 2x, last vs. Sav. St., 12/28
Off Rebs 2 vs. NC Central, 12/2
Def Rebs..... 2 vs. Savannah St., 12/28
Stls..... 1 vs. Seton Hall, 11/17
Assts..... 1, 3x, last at San Diego St., 11/23
Min..... 12 vs. NC Central, 12/2

Career – SEC Games

Pts 1 vs. Ole Miss, 1/30/14
FG
FGA..... 1 vs. Ole Miss, 1/30/14
FG %
3FG
3FGA..... 1 vs. Ole Miss, 1/30/14
3FG %
FT..... 1 vs. Ole Miss, 1/30/14
FTA..... 2 vs. Ole Miss, 1/30/14
FT %500 (1-2), vs. Ole Miss, 1/30/14
Rebs
Off Rebs
Def Rebs.....
Stls
Assts
Min..... 3 vs. Ole Miss, 1/30/14

Season Highs – SEC Games

Pts 1 vs. Ole Miss, 1/30
FG
FGA..... 1 vs. Ole Miss, 1/30
FG %
3FG
3FGA..... 1 vs. Ole Miss, 1/30
3FG %
FT..... 1 vs. Ole Miss, 1/30
FTA..... 2 vs. Ole Miss, 1/30
FT %500 (1-2), vs. Ole Miss 1/30
Rebs
Off Rebs
Def Rebs.....
Stls
Assts
Min..... 3 vs. Ole Miss, 1/30

Career Stats at South Carolina

Year	GP	GS	Min	Avg	FG	FGA	Pct	3FG	FGA	Pct	FT	FTA	Pct	Off	Def	Tot	Avg	PF	FO	A	TO	Blk	Stl	Pts	Avg
2013-14	14	0	55	3.9	1	10	.100	1	8	.125	6	10	.600	4	4	8	0.5	7	0	3	2	0	1	9	0.6



TINA ROY

5-11
R-Sophomore
Guard
Kaplan, La.
Kaplan

#23

Miscellaneous Stats

	Season	Career
Double-Double	0	0
10+ Points	2	7
5+ Assists	2	2
5+ Steals	0	0
Tm-High Pts.	0	2
Tm-High Assts.	1	2

- Has played in 22 games with one start (at Charlotte)
- Tied her career SEC high with three assists against Alabama (Jan. 19)
- Hit a 3 from the left side to tie game at Auburn (Jan. 12) late in the first half after Gamecocks had trailed by 12 midway through period
- Posted best game of season against #9/10 Kentucky, scoring 11 points – all in her 12 minutes on the court in the first half – including nine during a 21-8 run that turned a one-point deficit at the 10-minute mark into a 10-point halftime lead
- Played a strong all-around game against Vanderbilt (Jan. 5), logging a career-high 31 minutes, including key moments in the second half to handle the Commodores pressure
- Drew her first career start at Charlotte (Dec. 8)
- Made solid contributions against NC Central (Dec. 2) with five assists and a career-high six rebounds
- Found her shooting stroke in two games on the West Coast, including 11 points at USC (Nov. 25) on 3-of-5 accuracy and a pair of 3s at San Diego State (Nov. 23)
- Opened the season with a career-high seven assists against Charleston Southern (Nov.)

2013-14 Game-by-Game

Opponent	Date	GS	MIN	FG-A	3FG-A	FTA	Reb	PF	A	TO	B	S	TP
Chas. Sthrn.	11/08	22	2-6	1-4	0-0	0-3-3	0	7	0	0	0	0	5
LA Tech	11/10	19	1-9	0-4	0-0	0-1-1	1	2	0	0	1	2	
CofC	11/14	16	2-10	2-9	0-0	0-0-0	0	2	0	0	0	6	
Seton Hall	11/17	12	1-1	1-1	2-2	0-2-2	0	1	1	0	0	5	
at Clemson	11/20	15	1-4	0-3	1-1	2-1-3	1	0	2	0	0	3	
at San Diego State	11/23	19	2-6	2-4	0-0	0-1-1	0	2	1	1	0	6	
at USC	11/25	24	3-5	1-2	4-4	0-3-3	1	0	0	1	0	11	
NC Central	12/02	25	1-7	0-4	0-0	1-5-6	0	5	0	0	0	2	
at Charlotte	12/08	15	0-0	0-0	1-2	1-1-2	2	1	2	1	1	1	
vs. N. Carolina	12/18	20	1-5	0-3	0-1	2-2-4	1	0	0	0	0	2	
Winthrop	12/20	8	0-1	0-1	0-0	0-0-0	0	0	0	0	0	0	
SC State	12/22	20	3-6	1-2	0-0	0-1-1	0	2	0	0	1	7	
Savannah St.	12/28	19	1-5	0-1	0-0	0-2-2	1	2	1	0	1	2	
at Arkansas*	01/02	6	0-2	0-1	0-0	0-2-2	1	0	0	1	0	0	
Vanderbilt*	01/05	31	1-4	1-2	0-0	0-3-3	0	3	0	1	0	3	
Kentucky*	01/09	24	5-10	1-3	0-3	0-2-2	0	3	1	0	0	11	
at Auburn*	01/12	14	2-4	1-3	2-2	0-1-1	0	1	1	0	1	7	
at Texas A&M*	01/16	10	0-4	0-2	1-2	0-1-1	0	0	0	0	0	1	
Alabama*	01/19	20	3-9	0-3	0-0	0-2-2	0	3	0	1	0	6	
at Vanderbilt*	01/26	10	0-1	0-1	0-0	0-1-1	1	1	2	0	0	0	
Ole Miss*	01/30	15	1-2	1-2	0-0	0-1-1	0	2	2	0	0	3	
Missouri*	02/02	10	0-3	0-1	0-0	1-0-1	1	0	1	0	0	0	
at Miss. State*	02/06												
Arkansas*	02/09												
at LSU*	02/16												
at Kentucky*	02/20												
Florida*	02/23												
Georgia*	02/27												
at Tennessee*	03/02												

Career Highs – All Games

Pts 15 vs. Presbyterian, 11/27/11
FG 5, 3x, last, vs. Kentucky, 1/9/13
FGA.....12 vs. Georgia, 3/2/12
FG %......667 (2-3) at Florida, 1/8/12
3FG..... 5 vs. Presbyterian, 11/27/11
3FGA.... 9, 2x, last vs. CofC, 11/14/13
3FG % .600 (3-5) vs. Florida, 2/12/12
FT..... 3 vs. C. of Charleston, 11/23/11
FTA.....4, 3x, last at USC, 11/25/13
FT %1.000 (4-4) at USC, 11/25/13
Rebs..... 6 vs. NC Central, 12/2/13
Off Rebs..... 3 at LSU, 1/12/12
Def Rebs..... 5 vs. NC Central, 12/2/13
Stls..... 2 vs. Presbyterian, 11/27/11
Assts 7 vs. Chas. Southern, 11/8/13
Minutes.....31 vs. Vanderbilt, 1/5/14

Season Highs – All Games

Pts 11, 2x, last vs. Kentucky, 1/9
FG5 vs. Kentucky, 1/9
FGA..... 10, 2x, last vs. Kentucky, 1/9
FG %......600 (3-5) at USC, 11/25
3FG.... 2, 2x, last at San Diego St., 11/23
3FGA.....9, 2x, last vs. CofC, 11/14
3FG %... .500 (2-4) at San Diego St., 11/23
FT.....4 at USC, 11/25
FTA.....4, 2x, last at USC, 11/25
FT % 1.000 (4-4) at USC, 11/25
Rebs.....6 vs. NC Central, 12/2
Off Rebs.....2 at Clemson, 11/20
Def Rebs.....5 vs. NC Central, 12/2
Stls.....1, 5x, last at Auburn, 1/12
Assts 7 vs. Chas. Southern, 11/8
Minutes..... 31 vs. Vanderbilt, 1/5

Career – SEC Games

Pts 11, 2x, last vs. Kentucky, 1/9/14
FG 5 vs. Kentucky, 1/9/14
FGA..... 10, vs. Kentucky, 1/9/14
FG %......667 (2-3) at Florida, 1/8/12
3FG3 vs. Florida, 2/12/12
3FGA.....7 at LSU, 1/12/12
3FG %600 (3-5) vs. Florida, 2/12/12
FT..... 2, 3x, at Auburn, 1/12/14
FTA.... 3, 3x, last vs. Kentucky, 1/9/14
FT %.... 1.000 (2-2) at Auburn, 1/12/14
Rebs..... 5 at LSU 1/12/12
Off Rebs 3 at LSU, 1/12/12
Def Rebs 3 vs. Vanderbilt, 1/5/14
Stls..... 1, 5x, last at Auburn, 1/12/14
Assts ...3, 3x, last vs. Alabama, 1/19/14
Min.....31 vs. Vanderbilt, 1/5/14

Season Highs – SEC Games

Pts11 vs. Kentucky, 1/9
FG5 vs. Kentucky, 1/9
FGA.....10 vs. Kentucky, 1/9
FG %... .500 (5-10), vs. Kentucky, 1/9
3FG 1, 4x, last vs. Ole Miss, 1/30
3FGA.....4 vs. Texas A&M, 1/16
3FG %.... .500 (1-2), 2x, last vs. Ole Miss, 1/30
FT..... 2 at Auburn, 1/12
FTA.....3 vs. Kentucky, 1/9
FT % 1.000 (2-2), at Auburn, 1/12
Rebs..... 3 vs. Vanderbilt, 1/5
Off Rebs1 vs. Missouri, 2/2
Def Rebs..... 3 vs. Vanderbilt, 1/5
Stls..... 1 at Auburn, 1/12
Assts 3, 3x, last vs. Alabama, 1/19
Min..... 31 vs. Vanderbilt, 1/5

Career Stats at South Carolina

Year	GP	GS	Min	Avg	FG	FGA	Pct	3FG	FGA	Pct	FT	FIA	Pct	Off	Def	Tot	Avg	PF	FO	A	TO	Blk	Stl	Pts	Avg	
2011-12	34	0	383	11.3	53	181	.293	32	127	.252	10	22	.455	20	29	49	1.4	20	0	10	15	1	9	148	4.4	
2012-13	— Did Not Play —																									
2013-14	22	1	374	17.0	30	104	.288	12	56	.211	11	17	.647	7	35	42	1.9	10	0	37	14	6	5	83	3.8	
Career Totals	56	1	757	13.5	83	285	.291	44	183	.240	21	39	.538	27	64	91	1.6	30	0	47	29	7	14	231	4.1	



KHADIJAH SESSIONS

5-8
Sophomore
Guard
Myrtle Beach, S.C.
Myrtle Beach

#5

Miscellaneous Stats

	Season	Career
Double-Double	0	0
10+ Points	6	12
5+ Assists	5	5
5+ Steals	0	0
Tm-High Pts.	0	3
Tm-High Assts.	7	10

- Has played in 17 games, starting the first 10 games before missing five with an ankle injury ... Reentered starting lineup at Vanderbilt (Jan. 26)
- Has led team in assists seven times (LA Tech, CofC, Seton Hall, NC Central, at Auburn, at Texas A&M, Missouri)
- Scored in double figures for second-straight game and tied career high with six assists against Missouri (Feb. 2)
- Hit a pair of free throws on a 1-and-1 opportunity to seal win at #16/19 Vanderbilt (Jan. 26)
- Picked up steal after forcing a jump ball with Gamecocks down by three with 15 seconds left at #25/21 Texas A&M (Jan. 16) to set up Tiffany Mitchell's game-tying 3 with six seconds to play
- Logged 28 minutes at Auburn (Jan. 12), the most since returning from injury, hitting a clutch 3 after Tigers had tied game for fourth time with seven minutes to play then iced win with a pair of free throws in final minute
- Returned to the court against #9/10 Kentucky (Jan. 9) for first time since an ankle injury suffered against #14/13 North Carolina (Dec. 18), hitting 3 on her first touch to get the Gamecock offense on track
- Dished out a career-high six assists against NC Central (Dec. 2) in just 20 minutes of action
- Posted her first career five-assist game against LA Tech (Nov. 10)

2013-14 Game-by-Game

Opponent	Date	GS	MIN	FG-A	3FG-A	FTA	Reb	PF	A	TO	B	S	TP
Chas. Sthrn.	11/08	*	17	3-6	1-1	3-5	0-2-2	0	3	0	0	2	10
LA Tech	11/10	*	27	3-8	1-4	0-0	1-0-1	1	5	2	0	2	7
CofC	11/14	*	17	0-4	0-2	2-2	0-1-1	2	4	1	0	0	2
Seton Hall	11/17	*	30	6-9	1-4	4-6	0-3-3	2	5	1	0	0	17
at Clemson	11/20	*	32	3-7	2-4	2-3	2-1-3	1	3	1	0	0	10
at San Diego State	11/23	*	30	4-9	2-5	2-3	0-0-0	1	5	1	0	4	12
at USC	11/25	*	37	2-7	1-2	2-4	0-1-1	2	3	4	0	2	7
NC Central	12/02	*	20	2-4	0-1	3-4	0-0-0	1	6	1	0	2	7
at Charlotte	12/08	*	29	2-8	0-2	2-2	1-1-2	3	3	1	0	0	6
vs. N. Carolina	12/18	*	27	1-8	0-3	2-4	0-2-2	1	1	2	0	2	4
Winthrop	12/20												
SC State	12/22												
Savannah St.	12/28												
at Arkansas*	01/02												
Vanderbilt*	01/05												
Kentucky*	01/09		15	1-3	1-2	0-2	0-1-1	1	0	1	0	0	3
at Auburn*	01/12		28	2-4	1-3	4-4	1-0-1	4	3	1	0	0	9
at Texas A&M*	01/16	*	21	0-4	0-0	2-2	0-0-0	2	3	2	0	1	2
Alabama*	01/19		17	1-1	1-1	0-0	0-0-0	1	3	2	0	0	3
at Vanderbilt*	01/26	*	26	2-3	0-0	2-2	1-2-3	4	0	3	0	0	6
Ole Miss*	01/30	*	23	3-5	1-2	4-5	0-2-2	2	3	1	1	1	11
Missouri*	02/02	*	34	3-7	0-3	7-12	0-2-2	3	6	2	0	4	13
at Miss. State*	02/06												
Arkansas*	02/09												
at LSU*	02/16												
at Kentucky*	02/20												
Florida*	02/23												
Georgia*	02/27												
at Tennessee*	03/02												

Career Highs – All Games

Pts 19 vs. Auburn, 2/3/13
 FG... 6, 2x, last, vs. Seton Hall, 11/17/13
 FGA..... 15 at Missouri, 2/28/13
 FG %... 1.00(1-1) vs. Alabama, 1/19/14
 3FG 3 at Florida, 1/20/13
 3FGA... 6, 2x, last at Missouri, 2/28/13
 3FG %... 1.00(1-1) vs. Alabama, 1/19/14
 FT 8 vs. Auburn, 2/3/13
 FTA..... 12 vs. Missouri, 2/2/14
 FT % 1.000 (4-4), 3x, last at Auburn, 1/12/14
 Rebs..... 5 at Florida, 1/20/13
 Off Rebs 3 at Missouri, 2/28/13
 Def Rebs..... 3, 2x, last vs. Seton Hall, 11/17/13
 Stls 4, 3x, last vs. Missouri, 2/2/14
 Assts 6, 2x, last vs. Missouri, 2/2/14
 Min..... 37 at USC, 11/25/13

Season Highs – All Games

Pts 17 vs. Seton Hall, 11/17
 FG 6, 2x, last, vs. Seton Hall, 11/17
 FGA... 9, 2x, last at San Diego St., 11/23
 FG %..... 1.00(1-1) vs. Alabama, 1/19
 3FG... 2, 2x, last at San Diego St., 11/23
 3FGA..... 5 at San Diego St., 11/23
 3FG %.... 1.00(1-1) vs. Alabama, 1/19
 FT 7 vs. Missouri, 2/2
 FTA..... 12 vs. Missouri, 2/2
 FT % 1.000 (4-4), at Auburn, 1/12
 Rebs..... 3, 3x, last at Vanderbilt, 1/26
 Off Rebs 2 at Clemson, 11/20
 Def Rebs..... 3, 2x, last vs. Seton Hall, 11/17
 Stls..... 4, 2x, last vs. Missouri, 2/2
 Assts 6, 2x, last vs. Missouri, 2/2
 Min..... 37 at USC, 11/25

Career – SEC Games

Pts 19 vs. Auburn, 2/3/13
 FG..... 6 at Missouri, 2/28/13
 FGA..... 15 at Missouri, 2/28/13
 FG %.. 1.00(1-1) vs. Alabama, 1/19/14
 3FG 3 at Florida, 1/20/13
 3FGA.... 6, 2x, last at Missouri, 2/28/13
 3FG %... 1.00(1-1) vs. Alabama, 1/19/14
 FT 8 vs. Auburn, 2/3/13
 FTA..... 12 vs. Missouri, 2/2/14
 FT % 1.00 (4-4), 3x, last, at Auburn, 1/12/14
 Rebs..... 5 at Florida, 1/20/13
 Off Rebs 3 at Missouri, 2/28/13
 Def Rebs..... 3 at Florida, 1/20/13
 Stls..... 4, 2x, last vs. Missouri, 2/2/14
 Assts 6 vs. Missouri, 2/2/14
 Min..... 35 at Missouri, 2/28/13

Season Highs – SEC Games

Pts 13 vs. Missouri, 2/2
 FG 3, 2x, last vs. Missouri, 2/2
 FGA..... 7 vs. Missouri, 2/2
 FG %..... 1.00(1-1) vs. Alabama, 1/19
 3FG 1, 4x, last vs. Ole Miss, 1/30
 3FGA..... 3, 2x, last vs. Missouri, 2/2
 3FG %.... 1.00(1-1) vs. Alabama, 1/19
 FT 7 vs. Missouri, 2/2
 FTA..... 12 vs. Missouri, 2/2
 FT % 1.00 (4-4) at Auburn, 1/12
 Rebs..... 3 at Vanderbilt, 1/26
 Off Rebs 1, 2x, last at Vandy, 1/26
 Def Rebs..... 2, 3x, last vs. Missouri, 2/2
 Stls..... 4 vs. Missouri, 2/2
 Assts 6 vs. Missouri, 2/2
 Min..... 34 vs. Missouri, 2/2

Career Stats at South Carolina

Year	GP	GS	Min	Avg	FG	FGA	Pct	3FG	FGA	Pct	FT	FIA	Pct	Off	Def	Tot	Avg	PF	FO	A	TO	Blk	Stl	Pts	Avg
2012-13	33	3	570	17.3	53	151	.351	13	54	.241	72	109	.661	22	24	46	1.4	43	0	36	49	3	21	191	5.8
2013-14	17	14	430	25.3	38	97	.392	12	39	.308	41	60	.683	6	18	24	1.4	31	0	56	26	1	20	129	7.6
Career Totals	50	17	1000	20.0	91	248	.367	25	93	.269	113	169	.669	28	42	70	1.4	74	0	92	75	4	41	320	6.4



ALEIGHSA WELCH

6-0
Junior
Forward
Goose Creek, S.C.
Goose Creek

#24

Miscellaneous Stats

	Season	Career
Double-Double	6	16
20+ Points	2	3
10+ Points	18	49
10+ Rebounds	6	19
Tm-High Pts.	4	19
Tm-High Rebs.	9	35
Tm-High Assts.	3	7

- Named CoSIDA Academic All-District and to the Naismith Trophy Early Season Watch List and the Preseason All-SEC First Team
- Has shot at least 50.0 percent from field in all but three games this season (45.5 percent at Arkansas, 42.9 percent at Auburn, 42.1 percent at Texas A&M)
- Leads SEC and ranks fifth in nation in field goal percentage ... In SEC, ranks 16th in ppg, 10th in rpg, and third in offensive rebounding (3.3 Or/gm)
- Has led the team in scoring four times (LA Tech, at Clemson, vs. North Carolina, at Texas A&M)
- Has led the team in rebounding nine times (Charleston Southern, LA Tech, CofC, Seton Hall, at Clemson, vs. North Carolina, at Texas A&M, Alabama)
- Scored eight of her 11 points against Ole Miss (Jan. 30) in first half to help establish 19-point halftime lead
- Posted second-straight double-double with 12 points and 10 rebounds against Alabama (Jan. 19)
- Tied career high in an SEC game with 20 points at #25/21 Texas A&M (Jan. 16), including six of team's first 10 2nd-half points to launch rally from 17-point halftime deficit
- Posted fourth double-double of the season against #9/10 Kentucky (Jan. 9), adding 11 points and 10 rebounds in the second half alone to hold off Wildcats' surge
- Hit 5-of-6 from free throw line, grabbed a defensive rebound and blocked a shot in final five minutes of game to hold off Vanderbilt (Jan. 5)
- Tied career high with four blocks at Arkansas (Jan. 2) and hit a tough shot in traffic to end seven-minute scoring drought in second half that let Razorbacks cut deficit in half
- Handed out career high five assists against Savannah State (Dec. 28), still scoring in double figures
- Moved into the program's top five in career offensive rebounds with four against South Carolina State (Dec. 22)
- Scored nine of her 14 points against Winthrop (Dec. 20) in the second half to hold off Winthrop rally
- Netted career-high 23 points against #14/13 North Carolina (Dec. 18) while battling for five offensive rebounds
- Scored all 18 of her points at Charlotte (Dec. 8) in the second half, driving team to road win after sitting all but the first six minutes of the first half due to foul trouble
- Hit 4-of-5 from the field for 10 points in the second half at Southern Cal (Nov. 25) to help team pull away from six-point halftime lead
- Handed out a career high four assists for the second-straight game at Clemson (Nov. 20), stuffing the box score with three blocks, 17 points and 10 rebounds as well.
- Grabbed career-high 17 rebounds against College of Charleston (Nov. 14), sixth-most in Colonial Life Arena history, including 12 in the first half

2013-14 Game-by-Game

Opponent	Date	GS	MIN	FG-A	3FG-A	FTA	Reb	PF	A	TO	B	S	TP
Chas. Sthrn.	11/08	*	19	5-8	0-0	5-6	3-5-8	1	0	2	0	1	15
LA Tech	11/10		31	6-8	0-0	2-5	6-4-10	2	3	0	0	0	14
CofC	11/14	*	23	3-5	0-0	6-11	7-10-17	2	2	1	1	2	12
Seton Hall	11/17	*	28	3-4	0-0	9-13	2-6-8	2	4	1	2	1	15
at Clemson	11/20	*	29	7-10	0-0	3-3	4-6-10	2	4	1	3	1	17
at San Diego State	11/23	*	25	4-4	0-0	0-2	1-3-4	3	2	1	1	1	8
at USC	11/25	*	34	6-11	0-0	2-2	2-4-6	2	1	2	0	0	14
NC Central	12/02	*	17	6-6	0-0	1-2	0-4-4	0	1	0	1	0	13
at Charlotte	12/08	*	25	7-9	0-0	4-6	2-4-6	2	0	2	0	3	18
vs. N. Carolina	12/18	*	36	8-13	0-0	7-12	5-1-6	3	0	4	1	1	23
Winthrop	12/20	*	34	4-7	0-0	6-11	4-4-8	0	2	1	1	2	14
SC State	12/22	*	25	4-5	0-0	0-1	4-1-5	0	3	2	0	1	8
Savannah St.	12/28	*	23	5-9	0-0	4-6	1-2-3	0	5	0	0	1	14
at Arkansas*	01/02	*	36	5-11	0-0	1-3	2-5-7	2	2	2	4	1	11
Vanderbilt*	01/05	*	24	2-4	0-0	5-6	1-2-3	4	3	1	1	0	9
Kentucky*	01/09	*	37	5-10	0-0	6-9	6-8-14	2	3	5	1	0	16
at Auburn*	01/12	*	31	3-7	0-0	4-8	3-2-5	3	3	2	1	2	10
at Texas A&M*	01/16	*	43	8-19	1-1	3-7	8-8-16	1	2	2	2	1	20
Alabama*	01/19	*	29	5-7	0-0	2-3	3-7-10	1	1	5	0	0	12
at Vanderbilt*	01/26	*	30	5-9	0-0	0-0	3-3-6	2	3	8	2	0	10
Ole Miss*	01/30	*	25	4-5	0-0	3-4	3-1-4	2	2	1	0	2	11
Missouri*	02/02	*	26	5-9	0-0	1-4	2-3-5	4	0	0	1	0	11
at Miss. State*	02/06												
Arkansas*	02/09												
at LSU*	02/16												
at Kentucky*	02/20												
Florida*	02/23												
Georgia*	02/27												
at Tennessee*	03/02												

Career Highs – All Games

Pts 23 vs. N. Carolina 12/18/13
FG ... 8, 3x, last at Texas A&M, 1/16/14
FGA 19 at Texas A&M, 1/16/14
FG % 1.00 (6-6) vs. NCCU, 12/2/13
FT 10 at Xavier, 11/30/11
FTA 15 at Xavier, 11/30/11
Rebs ... 17 vs. C. of Charleston, 11/14/13
Off Rebs ... 8, 6x, last at TAMU, 1/16/14
Def Rebs 10 vs. CofC, 11/14/13
Blks 4, 2x, last at Arkansas, 1/2/14
Stls 3, 4x, last at Charlotte, 12/8/13
Assts 5 vs. Savannah St., 12/28/13
Min 43 at Texas A&M, 1/16/14

Season Highs – All Games

Pts 23 vs. N. Carolina, 12/18
FG 8, 2x, last at Texas A&M, 1/16
FGA 19 at Texas A&M, 1/16
FG % 1.00 (6-6) vs. NC Central, 12/2
FT 9 vs. Seton Hall, 11/17
FTA 13 vs. Seton Hall, 11/17
Rebs 17 vs. C. of Charleston, 11/14
Off Rebs 8 at Texas A&M, 1/16
Def Rebs 10 vs. CofC, 11/14
Blks 4 at Arkansas, 1/2
Stls 3 at Charlotte, 12/8
Assts 5 vs. Savannah St., 12/28
Min 43 at Texas A&M, 1/16

Career – SEC Games

Pts 20, 2x, last at TAMU, 1/16/14
FG ... 8, 2x, last at Texas A&M, 1/16/14
FGA 19 at Texas A&M, 1/16/14
FG % ... 1.00 (4-4) at Ole Miss, 2/17/13
FT 8 vs. Mississippi State, 2/24/13
FTA ... 12 vs. Mississippi State, 2/24/13
Rebs 16 at Texas A&M, 1/16/14
Off Rebs .. 8, 2x, last at TAMU, 1/16/14
Def Rebs 8, 3x, last at TAMU, 1/16/14
Blks 4 at Arkansas, 1/2/14
Stls 3 vs. Florida, 3/3/13
Assts 4 at Kentucky, 2/14/13
Min 43 at Texas A&M, 1/16/14

Season Highs – SEC Games

Pts 20 at Texas A&M, 1/16
FG 8 at Texas A&M, 1/16
FGA 19 at Texas A&M, 1/16
FG %800 (4-5), vs. Ole Miss, 1/30
FT 6 vs. Kentucky, 1/9
FTA 9 vs. Kentucky, 1/9
Rebs 16 at Texas A&M, 1/16
Off Rebs 8 at Texas A&M, 1/16
Def Rebs 8, 2x, last at TAMU, 1/16
Blks 4 at Arkansas, 1/2
Stls 2, 2x, last vs. Ole Miss, 1/30
Assts 3, 4x, last at Vanderbilt, 1/26
Min 43 at Texas A&M, 1/16

Career Stats at South Carolina

Year	GP	GS	Min	Avg	FG	FGA	Pct	3FG	FGA	Pct	FT	FIA	Pct	Off	Def	Tot	Avg	PF	FO	A	TO	Blk	Stl	Pts	Avg
2011-12	33	2	694	21.0	98	167	.587	0	1	.000	56	98	.571	104	96	200	6.1	41	0	18	40	22	19	252	7.6
2012-13	33	33	981	29.7	134	224	.598	1	1	1.000	126	178	.708	131	124	255	7.7	56	0	34	53	23	26	395	12.0
2013-14	22	21	630	28.6	110	180	.611	1	1	1.000	74	124	.597	72	93	165	7.5	40	0	46	43	22	20	295	13.4
Career Totals	88	56	2305	26.2	342	571	.599	2	3	.667	256	400	.640	307	313	620	7.0	137	0	98	136	67	65	942	10.7



Official Basketball Box Score -- Game Totals -- Final Statistics
Charleston Southern vs #22/21 South Carolina
11/08/13 7 p.m. at Columbia, S.C./Colony Life Arena



Charleston Southern 29 • 0-1

Table with 16 columns: #, Player, FG-FGA, 3-Ptr, FT-FTA, Rebounds (Off, Def, Tot), PF, TP, A TO Blk Stl, Min. Charleston Southern totals: 10-54 FG, 4-23 3-Ptr, 5-6 FT-FTA, 11 14 25 Rebounds, 19 29 PF, 6 25 5 5 TO Blk Stl, 200 Min.

FG % 1st Half: 4-29 13.8%, 2nd half: 6-25 24.0%, Game: 10-54 18.5%
3FG % 1st Half: 2-10 20.0%, 2nd half: 2-13 15.4%, Game: 4-23 17.4%
FT % 1st Half: 3-3 100.0%, 2nd half: 2-3 66.7%, Game: 5-6 83.3%

#22/21 South Carolina 99 • 1-0

Table with 16 columns: #, Player, FG-FGA, 3-Ptr, FT-FTA, Rebounds (Off, Def, Tot), PF, TP, A TO Blk Stl, Min. South Carolina totals: 39-64 FG, 3-6 3-Ptr, 18-28 FT-FTA, 16 30 46 Rebounds, 9 99 PF, 25 10 12 17 TO Blk Stl, 200 Min.

FG % 1st Half: 20-36 55.6%, 2nd half: 19-28 67.9%, Game: 39-64 60.9%
3FG % 1st Half: 1-2 50.0%, 2nd half: 2-4 50.0%, Game: 3-6 50.0%
FT % 1st Half: 11-14 78.6%, 2nd half: 7-14 50.0%, Game: 18-28 64.3%

Officials: Beverly Roberts, Bryan Enterline, Bruce Morris
Technical fouls: Charleston Southern-None. #22/21 South Carolina-None.
Attendance: 5120

Score by periods table with columns: #, 1st, 2nd, Total. Charleston Southern: 13, 16, 29. #22/21 South Carolina: 52, 47, 99.

Last FG - CSU 2nd-01:16, SC 2nd-00:49.
Largest lead - CSU None, SC by 70 2nd-02:07.

Score tied - 0 times.
Lead changed - 0 times.



Official Basketball Box Score -- Game Totals -- Final Statistics
Louisiana Tech vs #22/21 South Carolina
11/10/13 2 p.m. at Columbia, S.C./Colony Life Arena



Louisiana Tech 45 • 0-1

Table with 16 columns: #, Player, FG-FGA, 3-Ptr, FT-FTA, Rebounds (Off, Def, Tot), PF, TP, A TO Blk Stl, Min. Louisiana Tech totals: 18-50 FG, 4-7 3-Ptr, 5-14 FT-FTA, 9 20 29 Rebounds, 22 45 PF, 10 17 2 7 TO Blk Stl, 200 Min.

FG % 1st Half: 8-24 33.3%, 2nd half: 10-26 38.5%, Game: 18-50 36.0%
3FG % 1st Half: 1-2 50.0%, 2nd half: 3-5 60.0%, Game: 4-7 57.1%
FT % 1st Half: 0-2 0.0%, 2nd half: 5-12 41.7%, Game: 5-14 35.7%

#22/21 South Carolina 68 • 2-0

Table with 16 columns: #, Player, FG-FGA, 3-Ptr, FT-FTA, Rebounds (Off, Def, Tot), PF, TP, A TO Blk Stl, Min. South Carolina totals: 28-62 FG, 4-18 3-Ptr, 8-22 FT-FTA, 22 25 47 Rebounds, 15 68 PF, 18 13 4 6 TO Blk Stl, 200 Min.

FG % 1st Half: 12-32 37.5%, 2nd half: 16-30 53.3%, Game: 28-62 45.2%
3FG % 1st Half: 2-11 18.2%, 2nd half: 2-7 28.6%, Game: 4-18 22.2%
FT % 1st Half: 5-10 50.0%, 2nd half: 3-12 25.0%, Game: 8-22 36.4%

Officials: Mark Zentz, Felicia Grinter, Rob Fessler
Technical fouls: Louisiana Tech-None. #22/21 South Carolina-None.
Attendance: 5078

Score by periods table with columns: #, 1st, 2nd, Total. Louisiana Tech: 17, 28, 45. #22/21 South Carolina: 31, 37, 68.

Points In Off 2nd Fast Bench
LATECH 18 12 8 8 21
SC 38 13 19 20 21

Last FG - LATECH 2nd-00:10, SC 2nd-01:07.
Largest lead - LATECH None, SC by 27 2nd-12:16.

Score tied - 0 times.
Lead changed - 0 times.



Official Basketball Box Score -- Game Totals -- Final Statistics
Coll. of Charleston vs South Carolina
11/14/13 8 p.m. at Columbia, S.C./Colony Life Arena



Coll. of Charleston 54 • 1-2

Table with 16 columns: #, Player, FG-FGA, 3-Ptr, FT-FTA, Rebounds (Off, Def, Tot), PF, TP, A TO Blk Stl, Min. Coll. of Charleston totals: 21-68 FG, 3-13 3-Ptr, 9-18 FT-FTA, 11 27 38 Rebounds, 27 54 PF, 12 10 2 5 TO Blk Stl, 200 Min.

FG % 1st Half: 13-33 39.4%, 2nd half: 8-35 22.9%, Game: 21-68 30.9%
3FG % 1st Half: 2-7 28.6%, 2nd half: 1-6 16.7%, Game: 3-13 23.1%
FT % 1st Half: 6-10 60.0%, 2nd half: 3-8 37.5%, Game: 9-18 50.0%

South Carolina 81 • 3-0

Table with 16 columns: #, Player, FG-FGA, 3-Ptr, FT-FTA, Rebounds (Off, Def, Tot), PF, TP, A TO Blk Stl, Min. South Carolina totals: 25-66 FG, 9-28 3-Ptr, 22-42 FT-FTA, 23 39 62 Rebounds, 15 81 PF, 16 12 8 5 TO Blk Stl, 200 Min.

FG % 1st Half: 14-35 40.0%, 2nd half: 11-31 35.5%, Game: 25-66 37.9%
3FG % 1st Half: 5-15 33.3%, 2nd half: 4-13 30.8%, Game: 9-28 32.1%
FT % 1st Half: 13-23 56.5%, 2nd half: 9-19 47.4%, Game: 22-42 52.4%

Officials: Dee Kantner, Joe Cunningham, Ed Sidlasky
Technical fouls: Coll. of Charleston-None. South Carolina-None.
Attendance: 4882

Score by periods table with columns: #, 1st, 2nd, Total. Coll. of Charleston: 34, 20, 54. South Carolina: 46, 35, 81.

Last FG - COFC 2nd-01:17, SC 2nd-00:51.
Largest lead - COFC by 9 1st-17:33, SC by 32 2nd-06:47.

Score tied - 0 times.
Lead changed - 1 time.



Official Basketball Box Score -- Game Totals -- Final Statistics
Seton Hall vs #21/17 South Carolina
11/17/13 3 p.m. at Columbia, S.C./Colony Life Arena



Seton Hall 67 • 3-1

Table with 16 columns: #, Player, FG-FGA, 3-Ptr, FT-FTA, Rebounds (Off, Def, Tot), PF, TP, A TO Blk Stl, Min. Seton Hall totals: 26-67 FG, 6-11 3-Ptr, 9-18 FT-FTA, 13 17 30 Rebounds, 28 67 PF, 4 8 2 5 TO Blk Stl, 200 Min.

FG % 1st Half: 15-36 41.7%, 2nd half: 11-31 35.5%, Game: 26-67 38.8%
3FG % 1st Half: 5-9 55.6%, 2nd half: 1-2 50.0%, Game: 6-11 54.5%
FT % 1st Half: 4-5 80.0%, 2nd half: 5-13 38.5%, Game: 9-18 50.0%

#21/17 South Carolina 88 • 4-0

Table with 16 columns: #, Player, FG-FGA, 3-Ptr, FT-FTA, Rebounds (Off, Def, Tot), PF, TP, A TO Blk Stl, Min. South Carolina totals: 26-45 FG, 6-12 3-Ptr, 30-44 FT-FTA, 7 31 38 Rebounds, 16 88 PF, 19 11 9 6 TO Blk Stl, 200 Min.

FG % 1st Half: 9-22 40.9%, 2nd half: 17-23 73.9%, Game: 26-45 57.8%
3FG % 1st Half: 2-5 40.0%, 2nd half: 4-7 57.1%, Game: 6-12 50.0%
FT % 1st Half: 21-27 77.8%, 2nd half: 9-17 52.9%, Game: 30-44 68.2%

Officials: Jesse Dickerson, Kevin Pethel, Paulari Spurlock
Technical fouls: Seton Hall-WEBB, Brittany. #21/17 South Carolina-None.
Attendance: 4765

Score by periods table with columns: #, 1st, 2nd, Total. Seton Hall: 39, 28, 67. #21/17 South Carolina: 41, 47, 88.

Points In Off 2nd Fast Bench
SHU 30 8 10 6 15
SC 34 11 9 20 17

Last FG - SHU 2nd-00:28, SC 2nd-01:24.
Largest lead - SHU by 3 1st-16:55, SC by 23 2nd-01:11.

Score tied - 5 times.
Lead changed - 8 times.



Official Basketball Box Score -- Game Totals -- Final Statistics
#10/11 South Carolina vs Auburn
01/12/14 1:30 p.m. CT at Auburn, Ala. -- Auburn Arena



#10/11 South Carolina 72 • 16-1, 3-0 SEC

Table with columns: #, Player, FG-FGA, 3-Ptr, FT-FTA, Rebounds (Off, Def, Tot), PF, TP, A TO Blk Stl, Min. Rows include players like WELCH, DOZIER, IBIAM, etc.

FG % 1st Half: 44.0%, 2nd half: 68.8%, Game: 53.7%
3FG % 1st Half: 28.6%, 2nd half: 60.0%, Game: 41.7%
FT % 1st Half: 88.2%, 2nd half: 47.1%, Game: 67.6%

Auburn 66 • 10-6, 1-2 SEC

Table with columns: #, Player, FG-FGA, 3-Ptr, FT-FTA, Rebounds (Off, Def, Tot), PF, TP, A TO Blk Stl, Min. Rows include players like Tanner, Tyrese; Tanner, Tra'Cee; Muhammad, Hasina; Montgomery, Brandy; Parker, Kiani; Tucker, Meagan; Starr, Allina; Frekking, Katie; Brimfield, Melinda; Davis, Peyton; Capers, Cabriana; Dieng, Khady.

FG % 1st Half: 44.4%, 2nd half: 35.5%, Game: 39.7%
3FG % 1st Half: 66.7%, 2nd half: 20.0%, Game: 30.8%
FT % 1st Half: 76.5%, 2nd half: 60.0%, Game: 72.7%

Officials: Eric Brewton (R), Laura Morris (U1), Mary Day (U2)
Technical fouls: #10/11 South Carolina-None. Auburn-None.
Attendance: 2453

Score by periods table with columns: #10/11 South Carolina, Auburn, 1st, 2nd, Total.

Points table with columns: Points, In Paint, Off T/O, 2nd Chance, Fast Break, Bench. Rows for SC and AU.

Last FG - SC 2nd-02:17, AU 2nd-00:23.
Largest lead - SC by 11 2nd-02:17, AU by 12 1st-08:31.
Score tied - 4 times.
Lead changed - 1 time.



Official Basketball Box Score -- Game Totals -- Final Statistics
#8/8 South Carolina 65 • 16-2, 4-1 SEC
01/16/14 7 p.m. at College Station, Texas (Reed Arena)



#8/8 South Carolina 65 • 16-2, 4-1 SEC

Table with columns: #, Player, FG-FGA, 3-Ptr, FT-FTA, Rebounds (Off, Def, Tot), PF, TP, A TO Blk Stl, Min. Rows include players like WELCH, DOZIER, IBIAM, etc.

FG % 1st Half: 24.1%, 2nd half: 55.6%, OT: 60.0%, Game: 41.0%
3FG % 1st Half: 0.0%, 2nd half: 75.0%, OT: 100.0%, Game: 45.5%
FT % 1st Half: 42.9%, 2nd half: 60.0%, OT: 25.0%, Game: 47.6%

#25/21 Texas A&M 67 • 14-4, 4-0 SEC

Table with columns: #, Player, FG-FGA, 3-Ptr, FT-FTA, Rebounds (Off, Def, Tot), PF, TP, A TO Blk Stl, Min. Rows include players like Courtney Williams; Jordan Jones; Courtney Walker; Karla Gilbert; Achiri Ade; Jada Terry; Chelsea Jennings; Tori Scott; Rachel Mitchell; T. Scott-Williams.

FG % 1st Half: 35.9%, 2nd half: 28.0%, OT: 50.0%, Game: 34.7%
3FG % 1st Half: 2.2%, 2nd half: 0.0%, OT: 0.0%, Game: 50.0%
FT % 1st Half: 80.0%, 2nd half: 72.7%, OT: 75.0%, Game: 75.0%

Officials: Beverly Roberts, Felicia Grinter, Greg Small
Technical fouls: #8/8 South Carolina-None. #25/21 Texas A&M-None.
Attendance: 5778

Score by periods table with columns: #8/8 South Carolina, #25/21 Texas A&M, 1st, 2nd, OT, Total.

Points table with columns: Points, In Paint, Off T/O, 2nd Chance, Fast Break, Bench. Rows for SC and TAMU.

Last FG - SC OT-00:01, TAMU OT-00:58.
Largest lead - SC by 5 1st-13:23, TAMU by 19 1st-00:29.
Score tied - 4 times.
Lead changed - 2 times.



Official Basketball Box Score -- Game Totals -- Final Statistics
Alabama vs #8/8 South Carolina
01/19/14 3 p.m. at Columbia, S.C./Colonial Life Arena



Alabama 51 • 8-10, 1-4 SEC

Table with columns: #, Player, FG-FGA, 3-Ptr, FT-FTA, Rebounds (Off, Def, Tot), PF, TP, A TO Blk Stl, Min. Rows include players like Carter, Khadijah; Hegstetter, Nikki; Williams, Ashley; Simmons, Daisha; Myers, Shafontaye; Hutchen, Briana; Jack, Brittany; Rivers, Sharin; Hamilton, Oceana.

FG % 1st Half: 40.0%, 2nd half: 27.3%, Game: 32.8%
3FG % 1st Half: 2.5%, 2nd half: 11.1%, Game: 21.4%
FT % 1st Half: 66.7%, 2nd half: 66.7%, Game: 66.7%

#8/8 South Carolina 77 • 17-2, 5-1 SEC

Table with columns: #, Player, FG-FGA, 3-Ptr, FT-FTA, Rebounds (Off, Def, Tot), PF, TP, A TO Blk Stl, Min. Rows include players like WELCH, Aleighsa; DOZIER, Asia; IBIAM, Elem; GAINES, Olivia; MITCHELL, Tiffany; FARMER, India; SESSIONS, Khadijah; MONTOUIT, Wilka; DAVIS, Tiffany; MORRISON, LeAnna; ROY, Tina; COATES, Alaina.

FG % 1st Half: 51.5%, 2nd half: 52.0%, Game: 51.7%
3FG % 1st Half: 57.1%, 2nd half: 60.0%, Game: 58.3%
FT % 1st Half: 100.0%, 2nd half: 83.3%, Game: 90.9%

Officials: Dee Kantner, Kelly Johnson, Jennifer Rezac
Technical fouls: Alabama-None. #8/8 South Carolina-None.
Attendance: 7740

Score by periods table with columns: Alabama, #8/8 South Carolina, 1st, 2nd, Total.

Points table with columns: Points, In Paint, Off T/O, 2nd Chance, Fast Break, Bench. Rows for UA and SC.

Last FG - UA 2nd-02:41, SC 2nd-00:32.
Largest lead - UA None, SC by 29 2nd-13:09.
Score tied - 0 times.
Lead changed - 0 times.



Official Basketball Box Score -- Game Totals -- Final Statistics
#10/11 South Carolina 61 • 18-2, 6-1 SEC
01/26/14 1 p.m. at Nashville, Tenn. (Memorial Gym)



#10/11 South Carolina 61 • 18-2, 6-1 SEC

Table with columns: #, Player, FG-FGA, 3-Ptr, FT-FTA, Rebounds (Off, Def, Tot), PF, TP, A TO Blk Stl, Min. Rows include players like WELCH, Aleighsa; DOZIER, Asia; IBIAM, Elem; SESSIONS, Khadijah; MITCHELL, Tiffany; GAINES, Olivia; MONTOUIT, Wilka; DAVIS, Tiffany; ROY, Tina; COATES, Alaina.

FG % 1st Half: 52.0%, 2nd half: 56.0%, Game: 54.0%
3FG % 1st Half: 0.0%, 2nd half: 0.0%, Game: 0.0%
FT % 1st Half: 83.3%, 2nd half: 66.7%, Game: 77.8%

#16/19 Vanderbilt 57 • 16-4, 5-2 SEC

Table with columns: #, Player, FG-FGA, 3-Ptr, FT-FTA, Rebounds (Off, Def, Tot), PF, TP, A TO Blk Stl, Min. Rows include players like Heather Bowe; Kady Schran; Christina Foggie; Jasmine Lister; Morgan Batey; Jasmine Jenkins; Marqu'es Webb; Kylee Smith; Rayte'a Long.

FG % 1st Half: 39.3%, 2nd half: 35.5%, Game: 37.3%
3FG % 1st Half: 0.0%, 2nd half: 33.3%, Game: 20.0%
FT % 1st Half: 59.6%, 2nd half: 70.0%, Game: 63.2%

Officials: Jesse Dickerson, Scott Yarbrough, Gina Cross
Technical fouls: #10/11 South Carolina-None. #16/19 Vanderbilt-None.
Attendance: 3554

Score by periods table with columns: #10/11 South Carolina, #16/19 Vanderbilt, 1st, 2nd, Total.

Points table with columns: Points, In Paint, Off T/O, 2nd Chance, Fast Break, Bench. Rows for SC and VU.

Last FG - SC 2nd-00:32, VU 2nd-03:17.
Largest lead - SC by 8 1st-06:56, VU by 1 2nd-15:47.
Score tied - 8 times.
Lead changed - 2 times.



Official Basketball Box Score -- Game Totals -- Final Statistics
Ole Miss vs #7/8 South Carolina
 01/30/14 7 p.m. at Columbia, S.C./Colonial Life Arena



Ole Miss 70 • 10-12, 1-7 SEC

#	Player	Total		3-Ptr		Rebounds			PF	TP	A	TO	Blk	Stl	Min
		FG-FGA	FG-FGA	FT-FTA	Off	Def	Tot								
21	Joseph,Shequila	f	0-5	0-5	0-0	0	1	1	2	0	1	2	2	0	22
22	McCray,Danielle	f	1-5	0-0	1-2	1	1	2	2	3	1	0	0	3	23
32	Faleru,Tia	f	5-7	0-0	9-13	5	3	8	1	19	2	0	0	0	24
03	McFarland,Valencia	g	9-19	3-6	3-4	1	3	4	3	24	2	6	0	0	38
10	Moore,Diara	g	2-6	0-0	5-6	2	0	2	2	9	4	0	0	0	29
04	Ortiz,Claudia	g	0-1	0-0	0-0	0	0	0	1	0	0	0	0	0	2
11	Jenkins,Kenyotta	g	5-9	0-0	0-0	3	0	3	4	10	0	0	0	0	13
12	Frizzell,Gracie	g	0-3	0-2	0-0	0	4	4	3	0	1	0	0	0	25
20	Singletary,Amber	g	0-1	0-1	2-2	0	0	0	5	2	0	0	0	0	16
42	Hart,Bretta	g	0-1	0-0	1-2	1	0	1	0	1	0	0	0	0	3
24	Jackson,Monique	g	1-1	0-0	0-2	1	0	1	4	2	0	0	0	0	5
	Team					1	0	1	1						
	Totals		23-58	3-14	21-31	15	12	27	28	70	11	8	2	3	200

FG % 1st Half: 9-33 27.3% 2nd half: 14-25 56.0% Game: 23-58 39.7% Deadball Rebounds 2
 3FG % 1st Half: 0-7 0.0% 2nd half: 3-7 42.9% Game: 3-14 21.4%
 FT % 1st Half: 7-12 58.3% 2nd half: 14-19 73.7% Game: 21-31 67.7%

#7/8 South Carolina 99 • 19-2, 7-1 SEC

#	Player	Total		3-Ptr		Rebounds			PF	TP	A	TO	Blk	Stl	Min
		FG-FGA	FG-FGA	FT-FTA	Off	Def	Tot								
24	WELCH, Aleighsa	f	4-5	0-0	3-4	3	1	4	2	11	2	1	0	2	25
31	DOZIER, Asia	f	1-4	0-1	2-4	0	1	1	1	4	6	2	0	1	23
33	IBIAM, Elem	c	6-7	0-0	2-2	2	6	8	5	14	0	2	5	0	18
05	SESSIONS, Khadijah	g	3-5	1-2	4-5	0	2	2	2	11	3	1	1	1	23
25	MITCHELL, Tiffany	g	4-9	1-2	6-6	0	3	3	1	15	8	0	1	2	30
00	FARMER, India	g	0-1	0-1	0-0	0	0	0	1	0	0	0	0	0	2
02	GAINES, Olivia	g	0-2	0-0	1-2	0	1	1	2	1	0	0	0	0	10
12	MONTOUT, Wilka	g	2-2	0-0	0-0	2	0	2	2	4	0	0	0	0	13
15	DAVIS, Tiffany	g	2-3	2-2	5-6	0	2	2	1	11	1	2	0	0	16
21	MORRISON, LeAnna	g	0-1	0-1	1-2	0	0	0	3	1	0	0	0	0	3
23	ROY, Tina	g	1-2	1-2	0-0	0	1	1	0	3	2	2	0	0	15
41	COATES, Alaina	g	8-10	0-0	8-10	3	9	12	3	24	0	1	0	1	22
	Team					2	0	2							
	Totals		31-51	5-11	32-41	12	26	38	23	99	22	11	7	7	200

FG % 1st Half: 15-25 60.0% 2nd half: 16-26 61.5% Game: 31-51 60.8% Deadball Rebounds 5,2
 3FG % 1st Half: 1-5 20.0% 2nd half: 4-6 66.7% Game: 5-11 45.5%
 FT % 1st Half: 13-15 86.7% 2nd half: 19-26 73.1% Game: 32-41 78.0%

Officials: Eric Brewton, Roy Gulbeyan, Troy Winder
 Technical fouls: Ole Miss-Jenkins,Kenyotta; TEAM: #7/8 South Carolina-None.
 Attendance: 5344

Score by periods	1st	2nd	Total
Ole Miss	25	45	70
#7/8 South Carolina	44	55	99

Last FG - UM 2nd-04:51, SC 2nd-02:36.
 Largest lead - UM None, SC by 34 2nd-02:36.

Points	In Paint	Off T/O	2nd Chance	Fast Break	Bench
UM	34	13	16	10	15
SC	50	17	19	12	44

Score tied - 1 time.
 Lead changed - 0 times.



Official Basketball Box Score -- Game Totals -- Final Statistics
Missouri vs #7/8 South Carolina
 02/02/14 3 p.m. at Columbia, S.C./Colonial Life Arena



Missouri 62 • 14-8, 3-6 SEC

#	Player	Total		3-Ptr		Rebounds			PF	TP	A	TO	Blk	Stl	Min
		FG-FGA	FG-FGA	FT-FTA	Off	Def	Tot								
13	Kulas,Bri	f	8-17	3-5	2-4	1	9	10	4	21	2	0	1	0	34
22	Frericks,Jordan	f	0-3	0-0	1-2	1	2	3	5	1	4	2	0	1	21
01	Doty,Lianna	g	1-2	1-1	1-2	1	2	3	2	4	2	7	0	0	21
02	Stock,Morgan	g	3-8	1-5	0-0	0	1	1	3	7	2	1	0	0	27
30	Eye,Morgan	g	4-7	4-5	2-2	1	0	1	3	14	0	1	0	1	28
00	Saunders,Darian	g	0-0	0-0	0-0	0	2	2	2	0	0	1	0	0	3
03	Fowler,Bree	g	2-4	0-1	2-2	1	0	1	2	6	0	1	0	1	16
10	Stock,Maddie	g	0-2	0-1	0-0	0	0	0	1	0	0	1	0	0	5
11	Cunningham,Lindsey	g	1-3	0-0	3-4	0	0	0	2	5	2	2	0	0	19
12	Hudyn,Michelle	g	0-1	0-0	0-0	2	0	2	1	0	1	1	0	0	7
20	McDowell,Kayla	g	0-3	0-0	0-0	0	2	2	5	0	2	1	1	0	13
24	Michaelis,Sierra	g	2-5	0-1	0-0	2	2	4	3	4	1	0	0	0	6
	Team					4	0	4							
	Totals		21-55	9-19	11-16	13	20	33	33	62	16	19	2	3	200

FG % 1st Half: 10-23 43.5% 2nd half: 11-32 34.4% Game: 21-55 38.2% Deadball Rebounds 1,3
 3FG % 1st Half: 3-6 50.0% 2nd half: 6-13 46.2% Game: 9-19 47.4%
 FT % 1st Half: 2-2 100.0 2nd half: 9-14 64.3% Game: 11-16 68.8%

#7/8 South Carolina 78 • 20-2, 8-1 SEC

#	Player	Total		3-Ptr		Rebounds			PF	TP	A	TO	Blk	Stl	Min
		FG-FGA	FG-FGA	FT-FTA	Off	Def	Tot								
24	WELCH, Aleighsa	f	5-9	0-0	1-4	2	3	5	4	11	0	0	1	0	26
31	DOZIER, Asia	f	3-6	3-4	2-4	1	2	3	4	11	4	0	1	1	33
33	IBIAM, Elem	c	3-4	0-0	4-6	2	4	6	3	10	0	2	3	0	24
05	SESSIONS, Khadijah	g	3-7	0-3	7-12	0	2	2	3	13	6	2	0	4	34
25	MITCHELL, Tiffany	g	5-10	2-2	8-11	3	6	9	2	20	3	5	0	4	37
00	FARMER, India	g	0-0	0-0	0-0	0	0	0	0	0	0	0	0	0	1
02	GAINES, Olivia	g	0-0	0-0	0-0	0	0	0	0	0	0	0	0	0	2
12	MONTOUT, Wilka	g	0-1	0-1	0-0	0	0	0	0	0	0	0	0	0	5
15	DAVIS, Tiffany	g	0-2	0-2	0-0	0	0	0	2	0	2	1	0	0	11
21	MORRISON, LeAnna	g	0-0	0-0	0-0	0	0	0	0	0	0	0	0	0	1
23	ROY, Tina	g	0-3	0-1	0-0	1	0	1	1	0	1	0	1	0	10
41	COATES, Alaina	g	5-7	0-0	3-9	1	4	5	1	13	1	0	4	0	16
	Team					1	3	4							
	Totals		24-49	5-13	25-46	11	24	35	20	78	16	11	9	9	200

FG % 1st Half: 16-32 50.0% 2nd half: 8-17 47.1% Game: 24-49 49.0% Deadball Rebounds 12,1
 3FG % 1st Half: 2-7 28.6% 2nd half: 3-6 50.0% Game: 5-13 38.5%
 FT % 1st Half: 14-19 73.7% 2nd half: 11-27 40.7% Game: 25-46 54.3%

Officials: Beverly Roberts, Bill Larence, Brian Garland
 Technical fouls: Missouri-None. #7/8 South Carolina-None.
 Attendance: 7828

Score by periods	1st	2nd	Total
Missouri	25	37	62
#7/8 South Carolina	48	30	78

Last FG - MU 2nd-00:31, SC 2nd-04:45.
 Largest lead - MU by 3 1st-19:17, SC by 25 2nd-18:39.

Points	In Paint	Off T/O	2nd Chance	Fast Break	Bench
MU	16	19	10	0	15
SC	36	29	17	6	13

Score tied - 0 times.
 Lead changed - 1 time.



2013-14 South Carolina Basketball
South Carolina Game-by-Game Highs (as of Feb 02, 2014)
All games



Opponent	Date	Score	Points	Rebounds	Assists	Steals	Blocked shots
CHARLESTON SOUTHERN	11/08/13	99-29	20-COATES, Alaina	8-WELCH, Aleighsa	7-ROY, Tina	5-MITCHELL, Tiffany	5-IBIAM, Elem
LOUISIANA TECH	11/10/13	68-45	14-WELCH, Aleighsa	10-WELCH, Aleighsa COATES, Alaina	5-SESSIONS, Khadij	2-SESSIONS, Khadij	3-IBIAM, Elem
COLL. OF CHARLESTON	11/14/13	81-54	16-DOZIER, Asia	17-WELCH, Aleighsa	4-SESSIONS, Khadij	2-WELCH, Aleighsa	3-IBIAM, Elem COATES, Alaina
SETON HALL	11/17/13	88-67	18-IBIAM, Elem	8-IBIAM, Elem WELCH, Aleighsa COATES, Alaina	5-SESSIONS, Khadij	2-DOZIER, Asia	4-COATES, Alaina
at Clemson	11/20/13	68-43	17-WELCH, Aleighsa	10-WELCH, Aleighsa	5-MITCHELL, Tiffany	2-COATES, Alaina MITCHELL, Tiffany	3-WELCH, Aleighsa
at San Diego State	11/23/13	88-54	21-COATES, Alaina	8-COATES, Alaina	9-MITCHELL, Tiffany	4-SESSIONS, Khadij	1-COATES, Alaina ROY, Tina WELCH, Aleighsa IBIAM, Elem
at USC	11/25/13	70-50	22-MITCHELL, Tiffany	9-COATES, Alaina	4-MITCHELL, Tiffany	5-MITCHELL, Tiffany	2-IBIAM, Elem
NC CENTRAL	12/02/13	79-27	19-MITCHELL, Tiffany	7-COATES, Alaina	6-SESSIONS, Khadij	3-MITCHELL, Tiffany	2-COATES, Alaina
at Charlotte	12/08/13	76-61	19-IBIAM, Elem	9-IBIAM, Elem	4-MITCHELL, Tiffany DOZIER, Asia	3-WELCH, Aleighsa MITCHELL, Tiffany	3-IBIAM, Elem
vs #14/13 North Carolina	12/18/13	66-74	23-WELCH, Aleighsa	6-WELCH, Aleighsa	2-GAINES, Olivia	2-MITCHELL, Tiffany SESSIONS, Khadija IBIAM, Elem	4-IBIAM, Elem
WINTHROP	12/20/13	69-61	20-MITCHELL, Tiffany	9-IBIAM, Elem	7-MITCHELL, Tiffany	2-WELCH, Aleighsa	3-IBIAM, Elem
SC STATE	12/22/13	70-26	23-COATES, Alaina	9-MITCHELL, Tiffany IBIAM, Elem	4-MITCHELL, Tiffany	1-DOZIER, Asia GAINES, Olivia ROY, Tina IBIAM, Elem DAVIS, Tiffany WELCH, Aleighsa MITCHELL, Tiffany	3-COATES, Alaina
SAVANNAH STATE	12/28/13	82-40	18-MITCHELL, Tiffany	12-COATES, Alaina	5-WELCH, Aleighsa	5-MITCHELL, Tiffany	3-COATES, Alaina
at Arkansas	01/02/14	55-51	16-MITCHELL, Tiffany	12-COATES, Alaina	5-DOZIER, Asia	1-GAINES, Olivia DOZIER, Asia WELCH, Aleighsa MITCHELL, Tiffany	5-COATES, Alaina
VANDERBILT	01/05/14	76-66	24-COATES, Alaina	10-COATES, Alaina	5-DOZIER, Asia	3-MITCHELL, Tiffany	3-COATES, Alaina
#9/10 KENTUCKY	01/09/14	68-59	17-MITCHELL, Tiffany	17-COATES, Alaina	4-DOZIER, Asia	2-MITCHELL, Tiffany	6-IBIAM, Elem
at Auburn	01/12/14	72-66	18-MITCHELL, Tiffany	6-COATES, Alaina	3-SESSIONS, Khadij DOZIER, Asia WELCH, Aleighsa	6-MITCHELL, Tiffany	1-COATES, Alaina WELCH, Aleighsa IBIAM, Elem
at #25/21 Texas A&M	01/16/14	65-67	20-WELCH, Aleighsa	16-WELCH, Aleighsa	3-SESSIONS, Khadij	1-GAINES, Olivia WELCH, Aleighsa COATES, Alaina SESSIONS, Khadija	4-IBIAM, Elem
ALABAMA	01/19/14	77-51	18-IBIAM, Elem	10-WELCH, Aleighsa	8-MITCHELL, Tiffany	1-GAINES, Olivia MITCHELL, Tiffany	2-MITCHELL, Tiffany IBIAM, Elem COATES, Alaina
at #16/19 Vanderbilt	01/26/14	61-57	14-MITCHELL, Tiffany	9-IBIAM, Elem	3-MITCHELL, Tiffany WELCH, Aleighsa	4-MITCHELL, Tiffany	4-COATES, Alaina
OLE MISS	01/30/14	99-70	24-COATES, Alaina	12-COATES, Alaina	8-MITCHELL, Tiffany	2-WELCH, Aleighsa MITCHELL, Tiffany	5-IBIAM, Elem
MISSOURI	02/02/14	78-62	20-MITCHELL, Tiffany	9-MITCHELL, Tiffany	6-SESSIONS, Khadij	4-MITCHELL, Tiffany SESSIONS, Khadija	4-COATES, Alaina



2013-14 South Carolina Basketball
South Carolina Points-Rebounds-Assists (as of Feb 02, 2014)
All games



Opponent	Date	Score	00	02	05	12	15	21	23	24	25	31	33	41
			FARMER	LIND GAINES	OLLI SESSIONS	K MONTGOMERY	W DAVIS	TIFF MORRISON	L ROY	TINA WELCH	ALEI MITCHELL	T DOZIER	RASI IBAMOLEM	COATES
CSU	11/08/13	99-29 w	0-0	4-5	10-2-3	7-4-1	5-2-1	0-1-1	5-3-7	15-8-0	12-1-1	4-3-5	17-6-0	20-7-1
LATECH	11/10/13	68-45 w	0-0	2-4-3	7-1-5	0-3-0	3-2-1	0-0-0	2-1-2	14-10-3	10-4-3	7-1-0	11-8-1	12-10-0
COFC	11/14/13	81-54 w	0-0	2-1-0	2-1-4	2-8-0	7-1-3	0-1-1	6-0-2	12-17-2	11-8-1	16-2-3	12-6-0	11-14-0
SHU	11/17/13	88-67 w	DNP	0-1-1	17-3-5	0-0-1	0-1-0	2-0-0	5-2-1	15-8-4	15-3-4	6-4-2	18-8-0	10-8-1
at CU	11/20/13	68-43 w	0-0	DNP	10-3-3	1-4-0	0-0-1	0-0-0	3-3-0	17-10-4	14-6-5	4-9-0	10-6-1	9-6-0
at SDSU	11/23/13	88-54 w	DNP	1-1-1	12-0-5	2-2-0	0-0-3	0-1-1	6-1-2	8-4-2	17-3-9	16-3-0	5-4-1	21-8-0
at USC	11/25/13	70-50 w	DNP	DNP	7-1-3	0-2-1	DNP	0-0-0	11-3-0	14-6-1	22-6-4	4-2-2	4-5-1	8-9-0
NCCU	12/02/13	79-27 w	3-3-0	4-5-4	7-0-6	5-1-1	DNP	3-2-0	2-6-5	13-4-1	19-3-1	6-2-1	2-3-0	15-7-1
at CHA	12/08/13	76-61 w	DNP	0-1-0	6-2-3	3-2-0	0-0-0	2-0-0	1-2-1	18-6-0	15-3-4	10-5-4	19-9-0	2-4-0
vs NC	12/18/13	66-74 L	DNP	2-1-2	4-2-1	0-1-0	0-0-0	DNP	2-4-0	23-6-0	18-5-1	3-3-1	14-5-1	0-1-0
WU	12/20/13	69-61 w	DNP	2-1-1	DNP	2-3-0	3-4-2	DNP	0-0-0	14-8-2	20-1-7	13-2-5	12-9-0	3-3-0
SCSUW	12/22/13	70-26 w	0-1-0	6-4-2	DNP	2-5-0	6-1-3	0-1-0	7-1-2	8-5-3	5-9-4	4-4-3	9-9-1	23-5-1
SSU	12/28/13	82-40 w	0-0	7-0-1	DNP	0-0-0	8-1-0	1-2-0	2-2-2	14-3-5	18-7-4	10-1-1	5-9-0	17-12-0
at AR	01/02/14	55-51 w	DNP	1-1-1	DNP	DNP	3-6-1	DNP	0-2-0	11-7-2	16-11-1	9-2-5	4-4-0	11-12-0
VANDY	01/05/14	76-66 w	DNP	2-1-2	DNP	DNP	3-1-2	DNP	3-3-3	9-3-3	19-4-4	5-1-5	11-8-0	24-10-0
UK	01/09/14	68-59 w	DNP	2-0-0	3-1-0	DNP	0-0-1	DNP	11-2-3	16-14-3	17-7-3	0-1-4	9-4-0	10-17-0
at AU	01/12/14	72-66 w	DNP	1-0-0	9-1-3	0-1-1	0-1-0	DNP	7-1-1	10-5-3	18-2-1	9-5-3	4-3-0	14-6-0
at TAMU	01/16/14	65-67 L	DNP	5-2-0	2-0-3	1-1-0	0-1-0	DNP	1-1-0	20-16-2	19-8-1	5-3-0	4-12-2	8-5-0
UA	01/19/14	77-51 w	3-0-0	4-3-3	3-0-3	6-1-0	0-0-0	0-0-0	6-2-3	12-10-1	7-6-8	8-3-5	18-7-1	10-9-1
at VU	01/26/14	61-57 w	DNP	2-1-0	6-3-0	4-1-0	0-1-1	DNP	0-1-1	10-6-3	14-7-3	9-3-2	10-9-0	6-5-0
UM	01/30/14	99-70 w	0-0	1-1-0	11-2-3	4-2-0	11-2-1	1-0-0	3-1-2	11-4-2	15-3-8	4-1-6	14-8-0	24-12-0
MU	02/02/14	78-62 w	0-0	0-0-0	13-2-6	0-0-0	0-0-2	0-0-0	0-1-0	11-5-0	20-9-3	11-3-4	10-6-0	13-5-1



2013-14 South Carolina Basketball
 South Carolina Team Game-by-Game Comparison (as of Feb 02, 2014)
 All games



Opponent	1st	2nd	Score	Mar	Total FG	FG Pct	3-Pointers	3FG Pct	Free Throws	FT Pct	Rebounds	Assist	T/Over	Block	Steal	Fouls
CHARLESTON SOUTHERN	52/13	47/16	99-29	+70	39-64/10-54	.609/.185	3-6/4-23	.500/.174	18-28/5-6	.643/.833	46/25	25/6	10/25	12/5	17/5	9/19
LOUISIANA TECH	31/17	37/28	68-45	+23	28-62/18-50	.452/.360	4-18/4-7	.222/.571	8-22/5-14	.364/.357	47/29	18/10	13/17	4/2	6/7	15/22
COLL. OF CHARLESTON	46/34	35/20	81-54	+27	25-66/21-68	.379/.309	9-28/3-13	.321/.231	22-42/9-18	.524/.500	62/38	16/12	12/10	8/2	5/5	15/27
SETON HALL	41/39	47/28	88-67	+21	26-45/26-67	.578/.388	6-12/6-11	.500/.545	30-44/9-18	.682/.500	38/30	19/4	11/8	9/2	6/5	16/28
Clemson	27/15	41/28	68-43	+25	26-57/14-48	.456/.292	4-16/3-7	.250/.429	12-18/12-19	.667/.632	49/27	14/7	12/11	5/2	6/5	13/17
San Diego State	43/32	45/22	88-54	+34	29-55/21-48	.527/.438	9-23/1-8	.391/.125	21-31/8-15	.677/.533	30/31	24/10	8/25	4/1	12/5	18/25
USC	30/24	40/26	70-50	+20	24-48/20-52	.500/.385	2-6/1-11	.333/.091	20-26/9-18	.769/.500	35/30	12/12	19/22	3/4	8/10	18/21
NC CENTRAL	46/15	33/12	79-27	+52	31-53/8-50	.565/.160	6-18/1-14	.333/.071	11-16/10-12	.688/.833	38/28	20/6	7/16	4/1	7/3	11/13
Charlotte	33/32	43/29	76-61	+15	25-53/24-53	.472/.453	1-6/3-13	.167/.231	25-33/10-12	.758/.833	36/29	12/10	15/18	7/0	10/6	13/24
#14/13 North Carolina	27/39	39/35	66-74	(8)	23-56/28-61	.411/.459	1-11/4-16	.091/.250	19-29/14-17	.655/.824	33/43	6/12	14/17	6/3	7/5	18/23
WINTHROP	37/23	32/38	69-61	+8	24-48/24-59	.500/.407	8-19/4-8	.421/.500	13-24/9-10	.542/.900	34/30	17/13	20/13	5/2	4/8	12/21
SC STATE	37/12	33/14	70-26	+44	26-57/12-49	.456/.245	5-12/2-19	.417/.105	7-22/0-00	.722/.000	47/21	19/7	14/16	5/1	7/8	11/14
SAVANNAH STATE	43/25	39/15	82-40	+42	24-47/13-49	.511/.285	4-6/2-10	.667/.200	30-48/12-14	.625/.857	39/27	13/6	10/19	5/3	10/4	17/31
Arkansas	28/16	27/35	55-51	+4	21-52/18-69	.404/.261	1-5/5-19	.200/.263	12-19/10-14	.632/.714	48/38	10/8	21/10	11/6	4/11	19/20
VANDERBILT	41/30	35/36	76-66	+10	25-46/23-61	.543/.377	4-7/6-12	.571/.500	22-27/14-15	.815/.933	32/29	19/14	15/13	8/3	6/4	22/23
#9/10 KENTUCKY	34/24	34/35	68-59	+9	24-60/23-73	.400/.315	2-7/1-8	.286/.125	18-30/12-22	.600/.545	53/43	14/10	16/10	14/5	3/5	17/26
Auburn	39/39	33/27	72-66	+6	22-41/23-58	.537/.397	5-12/4-13	.417/.308	23-34/16-22	.676/.727	27/32	12/15	20/18	3/6	10/8	19/27
#25/21 Texas A&M	17/34	39/22	65-67	(2)	28-61/25-72	.410/.347	5-11/2-4	.455/.500	10-21/15-20	.476/.750	53/41	8/13	20/8	7/3	4/9	21/19
ALABAMA	43/26	34/25	77-51	+26	30-58/19-58	.517/.328	7-12/3-14	.583/.214	10-11/10-15	.909/.667	43/24	25/10	15/10	7/3	2/9	15/14
#16/19 Vanderbilt	31/27	30/30	61-57	+4	27-50/22-59	.540/.373	0-2/1-5	.000/.200	7-9/12-19	.778/.632	38/28	10/11	24/10	8/0	4/7	24/18
OLE MISS	44/25	55/45	99-70	+29	31-51/23-58	.608/.397	5-11/3-14	.455/.214	32-41/21-31	.780/.677	38/27	22/11	11/8	7/2	7/3	23/28
MISSOURI	48/25	30/37	78-62	+16	24-49/21-55	.490/.382	5-13/9-19	.385/.474	25-46/11-16	.543/.688	35/33	16/16	11/19	9/2	9/3	20/33

Note: Game totals are displayed in the format TEAM/OPPONENT for each category



2013-14 South Carolina Basketball
South Carolina Combined Team Statistics (as of Feb 02, 2014)
Conference games



RECORD:	OVERALL	HOME	AWAY	NEUTRAL
ALL GAMES	8-1	5-0	3-1	0-0
CONFERENCE	8-1	5-0	3-1	0-0
NON-CONFERENCE	0-0	0-0	0-0	0-0

##	Player	gp-gs	min	avg	Total		3-Point		F-Throw		Rebounds				pf	dq	a	to	blk	stl	pts	avg
					fg-fga	fg%	3fg-fga	3fg%	ft-fga	ft%	off	def	tot	avg								
25	MITCHELL, Tiffany	9-9	316	35.1	48-93	.516	9-13	.692	40-48	.833	8	49	57	6.3	24	0	32	26	7	23	145	16.1
41	COATES, Alaina	9-0	199	22.1	46-74	.622	0-0	.000	28-49	.571	26	55	81	9.0	24	1	2	17	23	5	120	13.3
24	WELCH, Aleighsa	9-9	281	31.2	42-81	.519	1-1	1.000	25-44	.568	31	39	70	7.8	21	0	19	26	12	6	110	12.2
33	BIAM, Elem	9-9	204	22.7	32-55	.582	0-0	.000	20-25	.800	13	48	61	6.8	31	1	3	15	25	0	84	9.3
05	SESSIONS, Khadijah	7-4	164	23.4	12-27	.444	4-11	.364	19-27	.704	2	7	9	1.3	17	0	18	12	1	6	47	6.7
31	DOZIER, Asia	9-9	268	29.8	21-61	.344	10-23	.435	8-15	.533	1	21	22	2.4	23	0	34	26	3	4	60	6.7
23	ROY, Tina	9-0	140	15.6	12-39	.308	4-18	.222	3-7	.429	1	13	14	1.6	3	0	13	7	3	1	31	3.4
12	MONTOUT, Wilka	6-0	39	6.5	5-6	.833	2-3	.667	3-4	.750	4	2	6	1.0	8	0	1	2	0	0	15	2.5
02	GAINES, Olivia	9-1	92	10.2	6-14	.429	1-1	1.000	5-8	.625	2	7	9	1.0	8	0	6	4	0	4	18	2.0
15	DAVIS, Tiffany	9-4	112	12.4	4-15	.267	2-7	.286	7-9	.778	0	12	12	1.3	15	0	8	15	0	0	17	1.9
00	FARMER, India	3-0	4	1.3	1-2	.500	1-2	.500	0-0	.000	0	0	0	0.0	2	0	0	0	0	0	3	1.0
21	MORRISON, LeAnna	3-0	6	2.0	0-1	.000	0-1	.000	1-2	.500	0	0	0	0.0	3	0	0	0	0	0	1	0.3
Team											14	12	26		1		3					
Total.....		9	1825		229-468	.489	34-80	.425	159-238	.668	102	265	367	40.8	180	2	136	153	74	49	651	72.3
Opponents.....		9	1825		197-563	.350	34-108	.315	121-174	.695	129	166	295	32.8	208	10	108	106	30	59	549	61.0

TEAM STATISTICS	SC	OPP	Date	Opponent	Score	Att.
SCORING	651	549	* 01/02/14	at Arkansas	w 55-51	2215
Points per game	72.3	61.0	* 01/05/14	VANDERBILT	w 76-66	4810
Scoring margin	+11.3	-	* 01/09/14	#9/10 KENTUCKY	w 68-59	5689
FIELD GOALS-ATT	229-468	197-563	* 01/12/14	at Auburn	w 72-66	2453
Field goal pct	.489	.350	* 01/16/14	at #25/21 Texas A&M	Lot 65-67	5778
3 POINT FG-ATT	34-80	34-108	* 01/19/14	ALABAMA	w 77-51	7740
3-point FG pct	.425	.315	* 01/26/14	at #16/19 Vanderbilt	w 61-57	3554
3-pt FG made per game	3.8	3.8	* 01/30/14	OLE MISS	w 99-70	5344
FREE THROWS-ATT	159-238	121-174	* 02/02/14	MISSOURI	w 78-62	7828
Free throw pct	.668	.695	* = Conference game			
F-Throws made per game	17.7	13.4				
REBOUNDS	367	295				
Rebounds per game	40.8	32.8				
Rebounding margin	+8.0	-				
ASSISTS	136	108				
Assists per game	15.1	12.0				
TURNOVERS	153	106				
Turnovers per game	17.0	11.8				
Turnover margin	-5.2	-				
Assist/turnover ratio	0.9	1.0				
STEALS	49	59				
Steals per game	5.4	6.6				
BLOCKS	74	30				
Blocks per game	8.2	3.3				
ATTENDANCE	31411	14000				
Home games-Avg/Game	5-6282	4-3500				
Neutral site-Avg/Game	-	0-0				

Score by Periods	1st	2nd	OT	Totals
South Carolina	325	317	9	651
Opponents	246	292	11	549



2013-14 South Carolina Basketball
South Carolina Combined Team Statistics (as of Feb 02, 2014)
All games



RECORD:	OVERALL	HOME	AWAY	NEUTRAL
ALL GAMES	20-2	13-0	7-1	0-1
CONFERENCE	8-1	5-0	3-1	0-0
NON-CONFERENCE	12-1	8-0	4-0	0-1

##	Player	gp-gs	min	avg	Total		3-Point		F-Throw		Rebounds				pf	dq	a	to	blk	stl	pts	avg	
					fg-fga	fg%	3fg-fga	3fg%	ft-fa	ft%	off	def	tot	avg									
25	MITCHELL, Tiffany	22-22	690	31.4	111-211	.526	25-46	.543	94-124	.758	27	89	116	5.3	40	0	80	59	7	55	341	15.5	
24	WELCH, Aleighsa	22-21	630	28.6	110-180	.611	1-1	1.000	74-124	.597	72	93	165	7.5	40	0	46	43	22	20	295	13.4	
41	COATES, Alaina	22-1	413	18.8	98-153	.641	0-0	.000	75-122	.615	58	117	175	8.0	53	1	6	33	46	11	271	12.3	
33	BIAM, Elem	22-22	523	23.8	86-154	.558	0-0	.000	50-71	.704	40	108	148	6.7	64	3	9	30	56	11	222	10.1	
05	SESSIONS, Khadijah	17-14	430	25.3	38-97	.392	12-39	.308	41-60	.683	6	18	24	1.4	31	0	56	26	1	20	129	7.6	
31	DOZIER, Asia	22-21	590	26.8	57-148	.385	28-70	.400	21-35	.600	12	51	63	2.9	42	0	61	51	5	14	163	7.4	
23	ROY, Tina	22-1	374	17.0	30-104	.288	12-56	.214	11-17	.647	7	35	42	1.9	10	0	37	14	6	5	83	3.8	
15	DAVIS, Tiffany	20-7	253	12.7	15-42	.357	9-22	.409	10-16	.625	2	22	24	1.2	20	0	22	33	1	4	49	2.5	
02	GAINES, Olivia	20-1	222	11.1	17-33	.515	1-2	.500	13-19	.684	10	22	32	1.6	22	0	26	12	2	12	48	2.4	
12	MONTOUT, Wilka	19-0	208	10.9	14-40	.350	5-13	.385	6-19	.316	23	18	41	2.2	22	0	5	10	4	1	39	2.1	
21	MORRISON, LeAnna	14-0	55	3.9	1-10	.100	1-8	.125	6-10	.600	4	4	8	0.6	7	0	3	2	0	1	9	0.6	
00	FARMER, India	10-0	37	3.7	2-7	.286	2-4	.500	0-0	.000	2	2	4	0.4	4	0	0	0	1	0	6	0.6	
Team											22	37	59		1		5						
Total.....		22	4425		579-1179	.491	96-261	.368	401-617	.650	285	616	901	41.0	356	4	351	318	151	154	1655	75.2	
Opponents.....		22	4425		436-1271	.343	72-268	.269	233-349	.668	262	421	683	31.0	493	19	223	323	58	135	1177	53.5	

TEAM STATISTICS	SC	OPP	Date	Opponent	Score	Att.
SCORING	1655	1177	11/08/13	CHARLESTON SOUTHERN	w 99-29	5120
Points per game	75.2	53.5	11/10/13	LOUISIANA TECH	w 68-45	5078
Scoring margin	+21.7	-	11/14/13	COLL. OF CHARLESTON	w 81-54	4882
FIELD GOALS-ATT	579-1179	436-1271	11/17/13	SETON HALL	w 88-67	4765
Field goal pct	.491	.343	11/20/13	at Clemson	w 68-43	715
3 POINT FG-ATT	96-261	72-268	11/23/13	at San Diego State	w 88-54	642
3-point FG pct	.368	.269	11/25/13	at USC	w 70-50	897
3-pt FG made per game	4.4	3.3	12/02/13	NC CENTRAL	w 79-27	4347
FREE THROWS-ATT	401-617	233-349	12/08/13	at Charlotte	w 76-61	1357
Free throw pct	.650	.668	12/18/13	vs #14/13 North Carolina	L 66-74	4137
F-Throws made per game	18.2	10.6	12/20/13	WINTHROP	w 69-61	5021
REBOUNDS	901	683	12/22/13	SC STATE	w 70-26	5937
Rebounds per game	41.0	31.0	12/28/13	SAVANNAH STATE	w 82-40	4824
Rebounding margin	+9.9	-	* 01/02/14	at Arkansas	w 55-51	2215
ASSISTS	351	223	* 01/05/14	VANDERBILT	w 76-66	4810
Assists per game	16.0	10.1	* 01/09/14	#9/10 KENTUCKY	w 68-59	5689
TURNOVERS	318	323	* 01/12/14	at Auburn	w 72-66	2453
Turnovers per game	14.5	14.7	* 01/16/14	at #25/21 Texas A&M	Lot 65-67	5778
Turnover margin	+0.2	-	* 01/19/14	ALABAMA	w 77-51	7740
Assist/turnover ratio	1.1	0.7	* 01/26/14	at #16/19 Vanderbilt	w 61-57	3554
STEALS	154	135	* 01/30/14	OLE MISS	w 99-70	5344
Steals per game	7.0	6.1	* 02/02/14	MISSOURI	w 78-62	7828
BLOCKS	151	58				
Blocks per game	6.9	2.6	* = Conference game			
ATTENDANCE	71385	21748				
Home games-Avg/Game	13-5491	8-2201				
Neutral site-Avg/Game	-	1-4137				

Score by Periods	1st	2nd	OT	Totals
South Carolina	818	828	9	1655
Opponents	566	603	11	1180