



2012-13 SOUTH CAROLINA BASKETBALL

OPENING TIP

Date: Saturday, Nov. 24, 2012
Tipoff: 7 p.m. ET
Location: Puerto Vallarta, Mexico
Arena: Puerto Vallarta International Convention Center
Series: South Carolina leads 1-0
Last Meeting: South Carolina win, 77-64 on Nov. 24, 2003 at the Guardians Classic in Kansas City, Mo.
Television: None
Radio: Gamecock IMG Radio Network (98.5 WOMG in Columbia)
Sirius: 137; **XM:** 199
Talent: Andy Demetra (pxp), Casey Manning (analyst)
Live Stats: GamecocksOnline.com

GAME 5



**SOUTH CAROLINA
 GAMECOCKS**
(3-1)

- VS -

**MISSOURI STATE
 BEARS**
(2-2)



Ranking: AP/Coaches (-/-)
Head Coach: Frank Martin
Record at SC: 3-1
Career Rec.: 120-55
vs. MSU: 0-0
SID: Emily Feeney-Molinary

Stat Leaders (per game):
Points: Carrera (17.0)
Rebounds: Carrera (15.0)
Assists: Richardson (3.3)
Blocks: Carrera (3.0)
Steals: Jackson (1.5)

Ranking: AP/Coaches (-/-)
Head Coach: Paul Lusk
Record at MSU: 18-18 (2nd)
Career Rec.: 20-41 (3rd)
vs. SC: 0-0
SID: Rick Kindhart

Stat Leaders (per game):
Points: Downing (14.5)
Rebounds: Wilson (8.0)
Assists: Williams (5.0)
Blocks: Wilson (0.5)
Steals: Pickens (2.0)

2011-12 SCHEDULE

DATE	OPPONENT (TV)	TIME/RESULT
O. 30	Kentucky Wesleyan +	W, 68-67
N. 11	Milwaukee & (FSN)	W, 82-75 (OT)
N. 16	Morgan State (SS)	W, 87-71
N. 19	Rider & (FSS/FSCR)	W, 88-76
N. 21	Elon	L, 65-53
N. 24	vs. Missouri State ^	7 p.m.
N. 25	vs. SMU/UALR ^	7/9:30 p.m.
N. 29	at St. John's % (ESPNU)	7:30 p.m.
D. 2	Clemson (ESPNU)	12 p.m.
D. 7	Jacksonville (FSS/FSCR)	7 p.m.
D. 19	Appalachian State (FSS/FSCR)	5 p.m.
D. 22	vs. Manhattan #	5:30 p.m.
D. 29	Presbyterian (CSS)	1 p.m.
J. 5	SC State (FSN)	1:30 p.m.
J. 9	at Mississippi State* (ESPN3)	8 p.m.
J. 12	Auburn* (SECN)	1:30 p.m.
J. 16	at LSU* (ESPN3)	8 p.m.
J. 19	Vanderbilt* (SECN)	1:30 p.m.
J. 22	at Missouri* (ESPNU)	7 p.m.
J. 26	Arkansas* (SECN)	1:30 p.m.
J. 30	at Florida* (SECN)	8 p.m.
F. 2	Georgia* (SECN)	1:30 p.m.
F. 5	at Kentucky* (ESPNU)	9 p.m.
F. 10	Tennessee* (FSN)	1 p.m.
F. 14	LSU* (ESPN/2)	7 p.m.
F. 16	at Alabama* (SECN)	4 p.m.
F. 20	Ole Miss* (CSS)	7 p.m.
F. 23	at Georgia* (CBS Sports)	2 p.m.
F. 28	Missouri* (ESPN/2)	9 p.m.
M. 2	at Texas A&M* (ESPNU)	7 p.m.
M. 6	Mississippi State* (ESPN3)	7 p.m.
M. 9	at Vanderbilt* (SECN)	1:30 p.m.
M. 13-17	SEC Tournament (Nashville)	TBA
M. 19-A. 4	NCAA Tournament	TBA

All home games in **bold** | All times listed Eastern
 * indicates SEC contest | + indicates exhibition | **SS**-SportSouth
 | **SECN**-SEC Network | **CSS**-CharterSports SE | &-Hoops For
 Hope Classic (Columbia, S.C.) | ^-Hoops For Hope Classic (Puerto
 Vallarta, Mexico) | %-SEC/BIG EAST Challenge | #-Brooklyn Hoops
 Holiday Invitational (Brooklyn, N.Y.)

PROBABLE STARTERS (BASED ON PREVIOUS GAME)

South Carolina	Ht.	Wt.	Yr.	Hometown	PPG	RPG	MPG
G - #5 Eric Smith	5-11	205	Jr.	Mullins, S.C.	8.0	1.5	26.5
G - #0 LaShay Page	6-2	195	Sr.	Dillon, S.C.	13.8	3.8	27.0
G - #1 Brenton Williams	5-11	175	Jr.	Kissimmee, Fla.	14.8	2.8	25.5
F - #30 Lakeem Jackson	6-5	235	Sr.	Charlotte, N.C.	12.0	7.8	35.5
F - #33 RJ Slawson	6-8	220	Jr.	Charleston, S.C.	4.8	5.0	20.8

Missouri State	Ht.	Wt.	Yr.	Hometown	PPG	RPG	MPG
F - #1 Keith Pickens	6-4	203	Jr.	St. Louis, Mo.	8.7	6.7	24.0
F - #15 Drew Wilson	6-7	217	R-Fr.	Tulsa, Okla.	7.0	8.0	23.3
F - #20 Gavin Thurman	6-6	223	Fr.	Wichita, Kan.	7.3	4.5	20.3
G - #00 Anthony Downing	6-1	190	Sr.	Atchison, Kan.	14.5	2.8	32.0
G - #11 Marcus Marshall	6-3	181	Fr.	St. Paul, Minn.	8.0	3.3	23.0

TODAY'S GAME

South Carolina continues play in the Hoops For Hope Classic in Puerto Vallarta, Mexico this weekend, beginning with a 7 p.m. ET matchup vs. Missouri State on Saturday. The meeting marks just the second all-time between the two schools, with Carolina winning the previous meeting. The games in Puerto Vallarta will not be televised, but Gamecock fans can listen on 98.5 WMOG on Saturday (due to the Carolina football game broadcast on 107.5 The Game) and follow live stats via GamecocksOnline.com.



CAROLINA QUICK HITS

- South Carolina is in its 105th season of basketball.
- The Gamecocks are led by first-year head coach Frank Martin. His associate head coach is Brad Underwood and his assistant coaches are Matt Figger and Lamont Evans. Andy Assaley is the director of basketball operations.
- South Carolina suffered its first loss of the season to Elon on Wednesday night, 65-53. After shooting over 50 percent from the field in each of its previous two games, Carolina managed to hit just 32.1 percent of its shots in the contest, compared to a solid 45.6 percentage from the Phoenix.
- Senior forward Lakeem Jackson posted the second double-double of his career vs. Elon with 14 points and 10 rebounds, both team highs in the game.
- Junior guard Brian Richardson currently ranks tied for 10th in the SEC and leads Carolina with 3.3 assists per game. He pulled down a career-best eight rebounds vs. Elon, while his four assists were also a team high.
- Freshman forward Michael Carrera, the Nov. 12 SEC Freshman of the Week, did not play vs. Morgan State, Rider or Elon due to a concussion suffered in practice on Wednesday, Nov. 14.
- South Carolina's 78.4 percent from the free throw line leads the SEC, while individually, Brenton Williams ranks fourth in the league in the category. He has made 18-of-20 attempts this season.
- Williams had a career night vs. Rider, posting all-time highs in points (22), made 3-point baskets (5), 3-point attempts (8) and minutes played (38). The contest marked the second-career start for the Kissimmee, Fla., native.
- Senior forward Lakeem Jackson ranks third in the SEC in field goal percentage with a mark of 63.9 (23-36). He hit 7-of-8 attempts in the victory vs. Rider and 7-of-13 from the field vs. Elon.
- The Gamecocks are a stellar 24-of-28 (85.7%) from the free throw line this season with under five minutes remaining in games (including overtime).
- Carrera posted the first double-double by a Gamecock freshman since the 2008 campaign vs. Milwaukee with 17 points and a game-best 15 rebounds.



SOUTH CAROLINA GAMECOCKS

OVERALL: 3-1; SEC: 0-0; HOME: 3-1; AWAY: 0-0; NEUTRAL: 0-0

0		LASHAY PAGE - Sr. - G - 6-2 - 195 - Dillon, S.C. <u>MIN</u> <u>PTS</u> <u>RBS</u> <u>AST</u> <u>FG%</u> <u>3FG%</u> <u>FT%</u> 27.0 13.8 3.8 1.3 37.5 31.8 80.0	<ul style="list-style-type: none"> Led Gamecocks in scoring with 20 points vs. Morgan State, including 6-of-6 effort from the free throw line; also 5 rebounds Was in foul trouble early vs. Rider, but scored 12 points and season high 6 rbs. Struggled from the floor in loss vs. Elon, hit just 1-of-8 from the field; 4 points
1		BRENTON WILLIAMS - Jr. - G - 5-11 - 175 - Kissimmee, Fla. <u>MIN</u> <u>PTS</u> <u>RBS</u> <u>AST</u> <u>FG%</u> <u>3FG%</u> <u>FT%</u> 25.5 14.8 2.8 1.5 45.9 41.2 90.0	<ul style="list-style-type: none"> Had career night vs. Rider, posting all-time highs in points (22), 3-point baskets (4) and assists (4); was 7-of-12 from the field and 3-of-3 from free throw line Posted nine points vs. Elon, but hit just 2-of-6 attempts from the field
2		BRIAN RICHARDSON - Jr. - G - 6-4 - 175 - Wilson, N.C. <u>MIN</u> <u>PTS</u> <u>RBS</u> <u>AST</u> <u>FG%</u> <u>3FG%</u> <u>FT%</u> 24.0 7.8 3.8 3.3 42.3 33.3 1.000	<ul style="list-style-type: none"> High bench scorer with 10 points off the bench vs. Morgan State Scored seven points and pulled down a career high eight rebounds vs. Elon; also dished team best four assists Currently leads team with 3.3 assists per game
5		ERIC SMITH - Jr. - G - 5-11 - 205 - Mullins, S.C. <u>MIN</u> <u>PTS</u> <u>RBS</u> <u>AST</u> <u>FG%</u> <u>3FG%</u> <u>FT%</u> 26.5 8.0 1.5 2.0 34.5 25.0 66.7	<ul style="list-style-type: none"> 17 points vs. Morgan State was just one short of his career high Earned three assists vs. Rider, was in foul trouble early Scored three points vs. Elon
12		AUSTIN CONSTABLE - Fr. - G - 6-0 - 175 - West Chester, Pa. <u>MIN</u> <u>PTS</u> <u>RBS</u> <u>AST</u> <u>FG%</u> <u>3FG%</u> <u>FT%</u> - - - - - - -	<ul style="list-style-type: none"> Walk-on guard Averaged 18 points and 4.0 assists per game during senior season at Hender-son High School in West Chester, Pa.
14		LAIMONAS CHATKEVICIUS - Fr. - F - 6-11 - 255 - Klaipeda, Lithuania <u>MIN</u> <u>PTS</u> <u>RBS</u> <u>AST</u> <u>FG%</u> <u>3FG%</u> <u>FT%</u> - - - - - - -	<ul style="list-style-type: none"> Tallest player on the team that Martin says "has an ability to pass and shoot the basketball with an understanding of how to play the game..." Will miss first 6 games of the season due to NCAA ruling (see note)
23		BRUCE ELLINGTON - Jr. - G - 5-9 - 197 - Moncks Corner, S.C. <u>MIN</u> <u>PTS</u> <u>RBS</u> <u>AST</u> <u>FG%</u> <u>3FG%</u> <u>FT%</u> 29.0 11.0 2.3 3.1 35.7 33.1 76.5	<ul style="list-style-type: none"> Junior guard who will not join the basketball team until the conclusion of the football season. Top returning scorer with 11.0 points per game
24		MICHAEL CARRERA - Fr. - F - 6-5 - 212 - Anzoátegui, Venezuela <u>MIN</u> <u>PTS</u> <u>RBS</u> <u>AST</u> <u>FG%</u> <u>3FG%</u> <u>FT%</u> 29.0 17.0 15.0 0.0 50.0 .000 1.000	<ul style="list-style-type: none"> Earned SEC Freshman of the Week accolades after a stellar season opener vs. Milwaukee; scored 17 points and pulled down 15 rebounds and blocked three shots Did not play vs. Morgan State, Rider or Elon due to a concussion.
25		MINDAUGAS KACINAS - Fr. - F - 6-7 - 210 - Klaipeda, Lithuania <u>MIN</u> <u>PTS</u> <u>RBS</u> <u>AST</u> <u>FG%</u> <u>3FG%</u> <u>FT%</u> 27.5 7.8 6.5 1.0 58.8 50.0 71.4	<ul style="list-style-type: none"> Collected three rebounds and one steal vs. Morgan State Posted 18 points on 8-of-11 shooting from the floor vs. Rider; also pulled down five rebounds Pulled down five rebounds in contest vs. Elon
30		LAKEEM JACKSON - Sr. - G - 6-5 - 235 - Charlotte, N.C. <u>MIN</u> <u>PTS</u> <u>RBS</u> <u>AST</u> <u>FG%</u> <u>3FG%</u> <u>FT%</u> 35.5 12.0 7.8 2.3 63.9 0.0 33.3	<ul style="list-style-type: none"> Eight points, eight rebounds and team-best four assists vs. Morgan State Posted second-career double-double with 14 points and 10 rebounds vs. Elon to lead team in both categories Has hit 63.9 percent of his shots through the first 4 games
32		DAMIEN LEONARD - So. - G - 6-4 - 190 - Greenville, S.C. <u>MIN</u> <u>PTS</u> <u>RBS</u> <u>AST</u> <u>FG%</u> <u>3FG%</u> <u>FT%</u> 12.0 4.5 1.3 0.5 43.8 36.4 0.0	<ul style="list-style-type: none"> Suffered a broken nose during preseason practice, which required surgery Posted six points on a perfect 3-of-3 shooting vs. Morgan State Scored six points vs. Elon, hitting two 3s
33		RJ SLAWSON - Jr. - F - 6-8 - 220 - Charleston, S.C. <u>MIN</u> <u>PTS</u> <u>RBS</u> <u>BLK</u> <u>FG%</u> <u>3FG%</u> <u>FT%</u> 20.8 4.8 5.0 0.5 40.0 0.0 87.5	<ul style="list-style-type: none"> After struggling in the season opener, posted 10 points and 7 rebounds vs. Morgan State; also two assists, one block and one steal Scored seven points and pulled down a season high eight rebounds vs. Elon
35		BRIAN STEELE - Fr. - F - 6-5 - 196 - Greenville, S.C. <u>MIN</u> <u>PTS</u> <u>RBS</u> <u>AST</u> <u>FG%</u> <u>3FG%</u> <u>FT%</u> - - - - - - -	<ul style="list-style-type: none"> Walk-on forward Named all-state, all-region and all-county during prep career Currently suspended from the team per athletic department policy
45		CARLTON GEATHERS - R-So. - F - 6-10 - 255 - Georgetown, S.C. <u>MIN</u> <u>PTS</u> <u>RBS</u> <u>AST</u> <u>FG%</u> <u>3FG%</u> <u>FT%</u> 7.8 1.0 1.5 0.6 43.5 0.0 66.7	<ul style="list-style-type: none"> Sophomore forward who suffered a fractured knee cap over the summer and continues to be out indefinitely.
55		SHANE PHILLIPS - Sr. - G - 5-10 - 170 - Pittsburgh, Pa. <u>MIN</u> <u>PTS</u> <u>RBS</u> <u>AST</u> <u>FG%</u> <u>3FG%</u> <u>FT%</u> 1.0 0.0 0.0 0.0 0.0 0.0 0.0	<ul style="list-style-type: none"> Senior walk-on guard who is expected to see playing time this season Saw action in one contest last season, scoring one point Played one minute vs. Morgan State

INTERVIEW POLICIES

All interview requests must be made in advance to SID Emily Feeney-Molinary in the South Carolina Media Relations Office. Beginning with the start of practice in October, Feeney-Molinary will release a weekly coach and student-athlete availability schedule to media on Monday's.

Post-Game Interview Policy: After each home game, the visiting coach will address the media first, followed by South Carolina student-athletes then South Carolina head coach Frank Martin. (Depending on deadline, this may be altered on a game-by-game basis).

Road Interview Policy: Interviews with Coach Martin while on the road will be scheduled according to the home post-game media procedure. No student-athlete interviews are allowed until after the game once the team leaves Columbia.

All interviews are to be coordinated through the Media Relations Office. This allows the staff to arrange the interview when it best suits the student-athlete's and the reporter's schedules. Please contact the Media Relations Office in advance to make your interview requests. Media are not permitted to contact student-athletes on their own at any time.

All interviews will take place at the designated media interview site for that day as listed in the weekly availability schedule or in the Media Relations Office.

Dormitory, apartment and cell phone numbers for student-athletes will not be provided to the media. Should you need to conduct a telephone interview with a student-athlete, a call will be placed to you from the student-athlete at a mutually agreeable time.

SOUTH CAROLINA MEDIA RELATIONS

Emily Feeney-Molinary, primary contact

Assistant Director

cell: 803-727-3284

e-mail: efeeney@mailbox.sc.edu

Website: www.GamecocksOnline.com

Facebook: www.Facebook.com/gamecocksonline

Twitter: @GamecockMBB

STAT COMPARISON

	SC	MISS. ST.
Record	3-1	2-2
Conference Record	-	-
Current Streak	L1	W1
Scoring Avg.	77.5	68.2
Opponent Scoring Avg.	71.8	58.5
Scoring Margin	+5.8	+9.8
Field Goal %	.458	.406
Opponent Field Goal %	.465	.367
3-Point Field Goal %	.342	.319
Opponent 3-Point Field Goal %	.400	.224
3-Point Field Goal Made PG	6.3	7.3
3-Point Field Goal Attempts PG	18.3	22.8
Free Throw %	.784	.597
Opponent Free Throw %	.606	.708
Rebounding Avg.	39.0	38.5
Opponent Rebounding Avg.	27.0	37.0
Rebounding Margin	+12.0	+1.5
Turnovers Avg.	19.3	10.8
Opponent Turnover Avg.	16.5	15.5
Assists Avg.	13.3	15.0
Blocks Avg.	4.0	1.0
Steals Avg.	5.5	5.5

WEEKLY MEDIA AVAILABILITY (NOV. 18-24)

SUNDAY Nov. 18	MONDAY Nov. 19	TUESDAY Nov. 20	WEDNESDAY Nov. 21	THURSDAY Nov. 22	FRIDAY Nov. 23	SATURDAY Nov. 24
No Availability	vs. Rider Hoops for Hope Classic W, 88-76	No Availability	vs. Elon L, 65-53	No Availability Travel to Mexico	No Availability	vs. Missouri St. Hoops for Hope Classic Puerto Vallarta

* All practices are closed * please contact SID Emily Feeney-Molinary for all media requests

A SOUTH CAROLINA WIN WOULD ...

- Be Carolina's first in a non-conference neutral site tournament since the 2009-10 season
- Improve the Gamecocks' record to 4-1 through the first five games of the season for the first time since the 2010-11 campaign

■ Senior guard LaShay Page returned to practice from a hamstring strain on Nov. 7 and he was the high scorer vs. Milwaukee with 19 points and vs. Morgan State with 20.

■ Williams was the hero of overtime for Carolina vs. Milwaukee, scoring 12 of 16 Gamecock points in the five-minute session, including a perfect 8-of-8 from the free throw line.

■ The Gamecocks welcome four newcomers to their squad this all. Laimonas Chatkevicius (Fr., 6-11, F), Mindaugas Kacinas (Fr., 6-7, F), Michael Carrera (Fr., 6-5, F) and LaShay Page (Sr., 6-2, G) will don the Garnet and Black this fall. Page is a one-year transfer from Southern Mississippi.

■ Carolina owns a 5-3 all-time record against current schools in the Missouri Valley Conference, including a 3-1 edge in neutral site games. Saturday's contest vs. Missouri State is the first game for Carolina vs. a member of the league since also playing a neutral site contest vs. the Bears in 2003.

SCOUTING MISSOURI STATE

Missouri State enters weekend action with a 2-2 record having victories over Philander Smith and Malone, and losses to 23rd-ranked San Diego State and Jacksonville. Missouri State has held three of its first four opponents under 35 percent field goal shooting and the squad is committing just 10.8 turnovers per contest. Senior guard Anthony Downing paces the team with 14.5 points per game, as he has scored in double-figures in each contest thus far. MSU attempts 22.8 3-point baskets per game, connecting on an average of 7.3 per contest. The Bears are led by Paul Lusk in his second season.

BY THE NUMBERS

+12.0 - South Carolina ranks second in the SEC with a +12.0 rebound margin over its opponents entering Saturday's game vs. Missouri State. Carolina most recently out-rebounded Elon by 13 on Wednesday. The Gamecocks have out-rebounded each opponent this season.

15.5 - After averaging 28.5 trips to the free throw line in the first two games of the season combined (Milwaukee, Morgan State), the Gamecocks are averaging just 15.5 trips over the course of the last two games (Rider, Elon).

18 - Carolina's 18 offensive rebounds vs. Elon marked a season high in the category. The Gamecocks rank fifth in the SEC in the category through the first four games.

6.5 - Among freshmen in the SEC, Mindaugas Kacinas ranks fifth with 6.5 rebounds per contest.

53.3% - For the first time this season a Gamecock opponent hit at least 50 percent of its attempts from 3-point range when Elon posted a 53.3% mark (8-15).

BALANCED ATTACK

The Gamecocks have used a very balanced attack on the offensive end this season, as four different players are currently averaging double-digit points, with an additional three posting at least 7.8 per game. Also, six different players have scored 14 or more points in a game this season, with LaShay Page (20 vs. Morgan State) and Brenton Williams (22 vs. Rider) posting 20-point games.

NON-CONFERENCE SCHEDULE

The 2012-13 non-conference slate features 10 home dates, including one exhibition, to be played at Colonial Life Arena, two trips to New York City and an international visit to Puerto Vallarta, Mexico, to highlight the lineup. In the non-conference portion of its schedule, the Gamecocks will take part in three events, including the Hoops for Hope Classic with games in Columbia and Puerto Vallarta, Mexico, the annual SEC/BIG EAST Challenge, as well as the Brooklyn Hoops Holiday Invitational. The latter two will see the Gamecocks travel to New York City.

UP NEXT FOR THE GAMECOCKS

South Carolina continues play in the Hoops For Hope Classic facing either SMU or UALR on Sunday.

2013 SEC TOURNAMENT

The 2013 SEC Men's Basketball Tournament will be played March 13-17 at Bridgestone Arena in Nashville, Tenn. The men's basketball tournament has expanded to include all 14 teams and will be seeded 1-14. The tournament will begin on Wednesday, March 13 with matchups between the No. 11 and No. 14 seeds and the No. 12 and No. 13 seeds. The winners will advance to meet the sixth and fifth seeds, respectively, on Thursday. Also playing on Thursday will be the No. 8 and No. 9 seeds and the No. 7 and No. 10 seeds. The top four seeds in the tournament will receive byes until Friday's quarterfinal round.

EXCEPTIONAL COACHING STAFF

The South Carolina men's basketball staff has nearly 100 years of coaching experience combined from the high school level, through the junior college ranks and at elite level programs in Division I basketball. Head coach Frank Martin is in his 13th season of coaching in college basketball, associate head coach Brad Underwood in his 27th, assistant coach Matt Figger in his 20th and Lamont Evans in his fifth.

CHATKEVICIUS TO MISS FIRST SIX GAMES

South Carolina head men's basketball coach Frank Martin announced on Nov. 11 that freshman forward Laimonas Chatkevicius will miss the first six games of the 2012-13 season. The NCAA has determined that Chatkevicius received impermissible benefits from his host family prior to enrolling at the University of South Carolina, and as a result he will be withheld from the first six games.

► ASSOCIATED PRESS TOP 25

Nov. 19, 2012

Rk.	Team	Record	Pts.
1	Indiana (46)	3-0	1,602
2	Louisville (19)	3-0	1,579
3	Ohio State	3-0	1,404
4	Michigan	3-0	1,388
5	Duke	3-0	1,372
6	Syracuse	2-0	1,291
7	Florida	3-0	1,203
8	Kentucky	2-1	1,166
9	North Carolina	3-0	1,064
10	Arizona	2-0	983
11	UCLA	3-0	845
12	Kansas	2-1	797
13	Missouri	3-0	794
14	Creighton	3-0	721
15	Michigan State	2-1	692
16	North Carolina State	3-1	600
17	Gonzaga	3-0	559
18	UNLV	2-0	556
19	Memphis	2-0	548
20	Oklahoma State	4-0	449
21	Connecticut	4-0	321
22	Cincinnati	3-0	265
23	Colorado	4-0	237
24	Baylor	4-1	202
25	San Diego State	2-1	98

Others receiving votes: Minnesota 93, Wisconsin 60, Pittsburgh 43, Notre Dame 40, Texas 25, Saint Joseph's 24, Florida State 15, Alabama 13, Marquette 13, Wichita State 13, Saint Mary's 9, Ohio 7, Kansas State 7, Xavier 7, New Mexico 6, Bucknell 5, Murray State 4, Northern Iowa 2, Tennessee 2, Maryland 1

Dropped from rankings: Notre Dame 20, Wisconsin 22

► ESPN/USA TODAY TOP 25

Nov. 19, 2012

Rk.	Team	Record	Pts.
1	Indiana (26)	3-0	770
2	Louisville (5)	3-0	745
3	Ohio State	3-0	666
4	Michigan	3-0	643
5	Duke	3-0	642
6	Syracuse	2-0	603
7	Kentucky	2-1	547
8	Florida	3-0	541
9	North Carolina	3-0	488
10	Arizona	2-0	482
11	Kansas	2-1	458
12	Creighton	3-0	390
13	UCLA	3-0	377
14	Missouri	3-0	363
15	North Carolina State	3-1	323
16	Gonzaga	3-0	305
17	Memphis	2-0	288
18	UNLV	2-0	254
19	Michigan State	2-1	239
20	Cincinnati	3-0	117
21	Baylor	4-1	116
22	Oklahoma State	4-0	113
23	Connecticut	4-0	101
24	Wisconsin	2-1	79
25	San Diego State	2-1	77

Others receiving votes: Texas 61, Colorado 59, Notre Dame 31, Pittsburgh 28, Minnesota 23, Saint Mary's 18, New Mexico 16, Kansas State 15, Alabama 12, Virginia Commonwealth 12, Marquette 11, Florida State 11, Murray State 10, Bucknell 9, Maryland 9, Ohio 5, Tennessee 5, Stanford 4, Saint Joseph's 3, Belmont 3, Colorado State 2, South Alabama 1

Dropped from rankings: Notre Dame 21, Texas 25



SOUTHEASTERN CONFERENCE STANDINGS

As of Nov. 21, 2012

Team	Conference	Overall
Alabama	0-0	4-0
Florida	0-0	4-0
Ole Miss	0-0	4-0
Arkansas	0-0	3-0
LSU	0-0	3-0
Missouri	0-0	3-0
Texas A&M	0-0	4-1
Kentucky	0-0	3-1
South Carolina	0-0	3-1
Tennessee	0-0	3-1
Vanderbilt	0-0	1-1
Auburn	0-0	2-3
Georgia	0-0	1-4
Mississippi State	0-0	1-4

COACHES TELECONFERENCE

The weekly SEC men's basketball coaches teleconference is scheduled for every Monday Jan. 4 - March 5.

The 12 Southeastern Conference men's head basketball coaches will be featured from 10:00 - 11:17 a.m. (CT).

Media representatives wishing to participate in the teleconference should contact the SEC Media Relations Department for further details. Each coach will appear on the teleconference for seven minutes, according to the following schedule:

ORDER OF APPEARANCE

(All Times Eastern)

11:00 a.m.	Kevin Stallings, Vanderbilt
11:07 a.m.	Billy Donovan, Florida
11:14 a.m.	Frank Martin, South Carolina
11:21 a.m.	Mark Fox, Georgia
11:28 a.m.	Johnny Jones, LSU
11:35 a.m.	John Calipari, Kentucky
11:42 a.m.	Cuonzo Martin, Tennessee
11:49 a.m.	Mike Anderson, Arkansas
11:56 a.m.	Anthony Grant, Alabama
12:03 a.m.	Tony Barbee, Auburn
12:10 a.m.	Andy Kennedy, Ole Miss
12:17 a.m.	Rick Ray, Miss. State
12:24 a.m.	Frank Haith, Missouri
12:31 a.m.	Billy Kennedy, Texas A&M

In addition, the SEC men's basketball teams who make it to postseason will be on a teleconference on Monday, March 18 beginning at 11:00 a.m. ET.

All SEC basketball teleconferences can be listened to on the internet at www.secsports.com shortly after the conclusion of the teleconference

SOUTH CAROLINA BENCH PRODUCTION

GAME	SC-OPP	DIFF.	SC HIGH BENCH SCORER
Milwaukee	28-16	+12	Williams, 14
Morgan State	18-13	+3	Richardson, 10
Rider	32-9	+23	Kacinas, 18
Elon	16-13	+3	Richardson, 7
vs. Missouri St.			
vs. TBA			
at St. John's			
Clemson			
Jacksonville			
Appalachian State			
vs. Manhattan			
Presbyterian			
SC State			
at Miss State			
Auburn			
at LSU			
Vanderbilt			
at Missouri			
Arkansas			
at Florida			
Georgia			
at Kentucky			
Tennessee			
LSU			
at Alabama			
Ole Miss			
at Georgia			
Missouri			
at Texas A&M			
Miss State			
at Vanderbilt			
SEC Tournament			
NCAA Tournament			

SPECIALTY STATS

(PP) points in paint; (OT) points off turnovers; (2nd) second chance points; (FB) fast break points

(South Carolina-Opponent)

GAME	PP	OT	2ND	FB
Milwaukee	46-20	17-15	14-10	12-4
Morgan State	34-48	22-20	19-4	6-14
Rider	34-42	24-21	9-4	12-12
Elon	22-24	17-18	15-6	14-6
vs. Missouri St.				
vs. TBA				
at St. John's				
Clemson				
Jacksonville				
Appalachian State				
vs. Manhattan				
Presbyterian				
SC State				
at Miss State				
Auburn				
at LSU				
Vanderbilt				
at Missouri				
Arkansas				
at Florida				
Georgia				
at Kentucky				
Tennessee				
LSU				
at Alabama				
Ole Miss				
at Georgia				
Missouri				
at Texas A&M				
Miss State				
at Vanderbilt				
SEC Tournament				
NCAA Tournament				
SC Total	136	80	57	44
SC Average	34.0	20.0	14.3	11.0
Opp Total	134	74	24	36
Opp Average	33.5	18.5	6.0	9.0

UNIVERSITY INFORMATION

Location..... Columbia, S.C.
 Founded 1801
 Enrollment 30,721
 Nickname..... Gamecocks
 Colors Garnet (PMS 202) and Black
 National Affiliation..... NCAA Division I
 Conference Southeastern (SEC)
 Athletics Web Address..... www.GamecocksOnline.com
 University Web Address www.sc.edu
 President Dr. Harris Pastides
 NCAA Representative..... Dr. Zach Kelehear
 Athletics Director Ray Tanner
 Basketball Administrator/Chief Operating Officer Kevin O'Connell

BASKETBALL STAFF/INFORMATION

Head Coach..... Frank Martin
 Alma Mater Florida International, '93
 Record At South Carolina/Seasons First Season
 Overall Record/Seasons..... 120-55 (.685), 6th season
 Associate Head Coach..... Brad Underwood (Kansas State, '86)
 Assistant Coach/Recruiting Coordinator..... Matt Figger (Eastern Kentucky, '95)
 Assistant Coach..... Lamont Evans (Kansas State, '09)
 Director of Basketball Operations..... Andy Assaley (Cincinnati, '96)
 Strength & Conditioning Coach Scott Greenawalt (Muskingum College, '98)
 Athletic Trainer..... Mark Rodger (Buffalo, '01)
 Video Coordinator..... Dylan Lockwood (Cazenovia, '05)
 Grad. Student Mgr./Student-Athlete Development ... Doug Edwards (Florida State, '07)
 Graduate Student Manager Darren Kent (Kansas State, '09)
 Home Arena..... Colonial Life Arena
 Capacity..... 18,000
 Arena General Manager Lexi Boone
 Press Row Phone Number 803-777-6182

BASKETBALL HISTORY

First Year of Basketball..... 1908
 All-Time Record..... 1,300-1,150-1 (.530)
 Overall Postseason Record..... 25-18
 NCAA Tournament Appearances 1971, 1972, 1973, 1974, 1989, 1997,
 1998, 2004
 NCAA Tournament Record 4-9
 Last NCAA Tournament Appearance 2004, L vs. Memphis, 59-43
 NIT Appearances 1969, 1975, 1978, 1983, 1991, 1996,
 2001, 2002, 2005, 2006, 2009
 NIT Record 21-9
 Last NIT Appearance 2009, L vs. Davidson, 70-63
 Conference Championships .. 1970 ACC, 1997 SEC, 2009 SEC East Co-Champs
 Conference Tournament Titles..... 1934 SoCon, 1971 ACC

TEAM INFORMATION

2011-12 Record 10-21
 Southeastern Conference Record/Finish 2-14/12th
 Postseason..... None
 Letterwinners Returning/Lost..... 9/3
 Starters Returning/Lost..... 2/3*
 *based on final game starters from 2011-12 season
 Newcomers..... 4
 Roster Breakdown 3 freshmen, 2 sophomores, 5 juniors, 3 seniors

MEDIA RELATIONS

Asst. Media Relations Director/Men's Basketball Contact Emily Feeney-Molinary
 Feeney's email efeeney@mailbox.sc.edu
 Feeney's office phone 803-777-7743
 Website..... GamecocksOnline.com



HEAD COACH FRANK MARTIN

COACHING CAREER

KANSAS STATE (2007-12)

2007-08	21-12	NCAA, 2nd Round
2008-09	22-12	NIT, 2nd Round
2009-10	29-8	NCAA, Elite Eight
2010-11	23-11	NCAA, 3rd Round
2011-12	22-11	NCAA, 3rd Round
5 years	117-54 (.684)	7-5 postseason record



SOUTH CAROLINA (2012-PRESENT)

2012-13	3-1	-
1 year	3-1	
Career Total	120-55 (.685)	

COACHING

EXPERIENCE
 28th season
COLLEGE EXPERIENCE
 13th season
COLLEGE HEAD COACH EXPERIENCE
 6th season
HIRE DATE AT CAROLINA
 March 27, 2012

PERSONAL

HOMETOWN
 Miami, Fla.
ALMA MATER
 Florida International, 1993 (B.A. Physical
 Education)
FAMILY
 Wife, Anya
 Children, Brandon, Amalia and Christian

COACHING RESUME

HIGH SCHOOL
 Miami Senior High, 1985-93
 Varsity Boys' Assistant Coach
 Junior Varsity Boys' Head Coach
 North Miami High, Head Coach, 1993-95
 Miami Senior High, Head Coach, 1995-98
 B.T. Washington High, Head Coach, 1999-2000

COLLEGE ASSISTANT COACH
 Northeastern, 2000-04
 Cincinnati, 2004-06
 Kansas State, 2006-07

COLLEGE HEAD COACH
 Kansas State, 2007-12
 South Carolina, 2012-present

MARTIN CONFIRMS SIGNING OF RINGER, MCKIE AND THORNWELL

Martin on Desmond Ringer (F/C – 6-9 – 260 – McDonough, Ga. – Eagle's Landing)

"Desmond Ringer gives us size, strength, athleticism and skill on the front line. He comes from a very successful high school program, and we're excited to have him be part of our family. He is a guy that understands how to play, and he has great size and real good hands. Desmond is someone that we feel will become a big-time presence on the front line for many years to come."

Martin on Justin McKie (G – 6-4 – 180 – Columbia, S.C. – Irmo)

"With his name alone, it should give people an understanding of the kind of bloodlines that he has. Justin loves to win, and he is coached by Tim Whipple, one of the great coaches in the country, not just in high school basketball or in this state. In my seven months here, Justin has improved as much as any player that I have watched. We really like his toughness, his ability to play defense in a system that is similar to ours and his length and size on the perimeter. He is someone that, as we move forward, we think he is definitely a great part of building a championship program."

Martin on Sindarius Thornwell (G – 6-5 – 180 – Lancaster, S.C. – Oak Hill Academy)

"Sindarius Thornwell is an extremely talented guard, and he is a winner. In today's day and age, you have players that are highly ranked across the country that have a sense of entitlement, and he does not. He remains very humble and very loyal to his state. With his choice to play at South Carolina, it shows the kind of love that he, along with the other guys, have for this University. For he and Justin, representing their state was something very important to them. Sindarius has a chance to be a special player in our program. He is another big guard, who can play the point guard position, as well as the two and three. He is the consummate winner; he defends, he rebounds and he is a great decision maker with the basketball."

* a complete release with signee information will be available next week

ROSTER BREAKDOWN

RETURNING STARTERS (2)

Bruce Ellington
Damien Leonard
**based on final game of 2011-12 season*

RETURNING LETTERWINNERS (9)

Bruce Ellington
Carlton Geathers
Lakeem Jackson
Damien Leonard
Shane Phillips
Brian Richardson
RJ Slawson
Eric Smith
Brenton Williams

GUARDS (8)

Austin Constable
Bruce Ellington
Damien Leonard
LaShay Page
Shane Phillips
Brian Richardson
Eric Smith
Brenton Williams

FORWARDS (7)

Michael Carrera
Laimonas Chatkevicius
Carlton Geathers
Lakeem Jackson
Mindaugas Kacinas
RJ Slawson
Brian Steele

BY HEIGHT

Laimonas Chatkevicius - 6'11"
Carlton Geathers - 6'10"
RJ Slawson - 6'8"
Mindaugas Kacinas - 6'7"
Lakeem Jackson - 6'5"
Michael Carrera - 6'5"
Brian Steele - 6'5"
Brian Richardson - 6'4"
Damien Leonard - 6'4"
LaShay Page - 6'2"
Austin Constable - 6'0"
Brenton Williams - 5'11"
Eric Smith - 5'11"
Shane Phillips - 5'10"
Bruce Ellington - 5'9"

2012-13 SOUTH CAROLINA ROSTER

ALPHABETICAL

No.	Name	Pos.	Ht.	Wt.	Cl.	Exp.	Hometown/High/Last School
24	Michael Carrera	F	6-5	212	FR	HS	Anzoátegui, Venezuela/Montrose Christian School
14	Laimonas Chatkevicius	F	6-11	255	FR	HS	Klaipeda, Lithuania/South Kent School
12	Austin Constable*	F	6-0	175	FR	HS	West Chester, Pa./Henderson
23	Bruce Ellington	G	5-9	197	JR	2VL	Moncks Corner, S.C./Berkeley
45	Carlton Geathers	F	6-10	255	RS SO	1VL	Georgetown, S.C./Carvers Bay
30	Lakeem Jackson	F	6-5	235	SR	3VL	Charlotte, N.C./Christ School
25	Mindaugas Kacinas	F	6-7	210	FR	HS	Klaipeda, Lithuania/Word of Life Fire Traditional School
32	Damien Leonard	G	6-4	190	SO	1VL	Greenville, S.C./J.L. Mann
0	LaShay Page	G	6-2	195	SR	2VL	Dillon, S.C./Dillon/Southern Mississippi
55	Shane Phillips*	G	5-10	170	SR	1L	Pittsburgh, Pa./Wheeling (W.Va.) Central
2	Brian Richardson	G	6-4	175	JR	2VL	Wilson, N.C./Greenfield School
33	RJ Slawson	F	6-8	220	JR	2VL	Charleston, S.C./Fort Dorchester
5	Eric Smith	G	5-11	205	JR	2VL	Mullins, S.C./Christ School
35	Brian Steele*	F	6-5	196	FR	HS	Greenville, S.C./Wade Hampton School
1	Brenton Williams	G	5-11	175	JR	1VL	Kissimmee, Fla./Osceola High School/Santa Fe College

NUMERICAL

No.	Name	Pos.	Ht.	Wt.	Cl.	Exp.	Hometown/High/Last School
0	LaShay Page	G	6-2	195	SR	2VL	Dillon, S.C./Dillon/Southern Mississippi
1	Brenton Williams	G	5-11	175	JR	1VL	Kissimmee, Fla./Osceola High School/Santa Fe College
2	Brian Richardson	G	6-4	175	JR	2VL	Wilson, N.C./Greenfield School
5	Eric Smith	G	5-11	205	JR	2VL	Mullins, S.C./Christ School
12	Austin Constable*	F	6-0	175	FR	HS	West Chester, Pa./Henderson
14	Laimonas Chatkevicius	F	6-11	255	FR	HS	Klaipeda, Lithuania/South Kent School
23	Bruce Ellington	G	5-9	197	JR	2VL	Moncks Corner, S.C./Berkeley
24	Michael Carrera	F	6-5	212	FR	HS	Anzoátegui, Venezuela/Montrose Christian School
25	Mindaugas Kacinas	F	6-7	210	FR	HS	Klaipeda, Lithuania/Word of Life Fire Traditional School
30	Lakeem Jackson	F	6-5	235	SR	3VL	Charlotte, N.C./Christ School
32	Damien Leonard	G	6-4	190	SO	1VL	Greenville, S.C./J.L. Mann
33	RJ Slawson	F	6-8	220	JR	2VL	Charleston, S.C./Fort Dorchester
35	Brian Steele*	F	6-5	196	FR	HS	Greenville, S.C./Wade Hampton School
45	Carlton Geathers	F	6-10	255	RS SO	1VL	Georgetown, S.C./Carvers Bay
55	Shane Phillips*	G	5-10	170	SR	1L	Pittsburgh, Pa./Wheeling (W.Va.) Central

Head Coach: Frank Martin (Florida International, '93)

Associate Head Coach: Brad Underwood (Kansas State, '86)

Assistant Coach/Recruiting Coordinator: Matt Figger (Eastern Kentucky, '95)

Assistant Coach: Lamont Evans (Kansas State, '09)

Director of Basketball Operations: Andy Assaley (Cincinnati, '96)

Strength & Conditioning Coach: Scott Greenawalt (Muskingum College, '98)

Athletic Trainer: Mark Rodger (Buffalo, '01)


Video Coordinator: Dylan Lockwood (Cazenovia, '05)

Graduate Student Manager/Student-Athlete Development: Doug Edwards (Florida State, '07)

Graduate Student Manager: Darren Kent (Kansas State, '09)


** indicates walk-on*

RADIO/TV SPOT CHART




#0

LASHAY PAGE
Sr. - G - 6-2 - 195
Dillon, S.C.
Southern Miss.



#1

BRENTON WILLIAMS
Jr. - G - 5-11 - 175
Kissimmee, Fla.
Santa Fe College




#2

BRIAN RICHARDSON
Jr. - G - 6-4 - 175
Wilson, N.C.
Greenfield School



#5

ERIC SMITH
Jr. - G - 5-11 - 205
Mullins, S.C.
Christ School



#12

AUSTIN CONSTABLE
Fr. - G - 6-0 - 175
West Chester, Pa.
Henderson



#14

LAIMONAS CHATKEVICIUS
Fr. - F - 6-11 - 255
Klaipeda, Lithuania
South Kent (Conn.)
School




#23

BRUCE ELLINGTON
Jr. - G - 5-9 - 197
Moncks Corner, S.C.
Berkeley



#24

MICHAEL CARRERA
Fr. - F - 6-5 - 212
Anzoátegui, Venezuela
Montrose Christian




#25

MINDAUGAS KACINAS
Fr. - F - 6-7 - 210
Klaipeda, Lithuania
Word of Life Fire
Traditional School



#30

LAKEEM JACKSON
Sr. - F - 6-5 - 235
Charlotte, N.C.
Christ School




#32

DAMIEN LEONARD
So. - G - 6-4 - 190
Greenville, S.C.
J.L. Mann




#33

RJ SLAWSON
Jr. - F - 6-8 - 220
Charleston, S.C.
Fort Dorchester




#35

BRIAN STEELE
Fr. - F - 6-5 - 196
Greenville, S.C.
Wade Hampton School



#45

CARLTON GEATHERS
R-So. - F - 6-10 - 255
Georgetown, S.C.
Carvers Bay



#55

SHANE PHILLIPS
Sr. - G - 5-10 - 170
Pittsburgh, Pa.
Wheeling Central (W.Va.)



FRANK MARTIN
Head Coach



BRAD UNDERWOOD
Associate Head Coach



MATT FIGGER
Assistant Coach/
Recruiting Coordinator



LAMONT EVANS
Assistant Coach



ANDY ASSALEY
Director of Basketball
Operations



SCOTT GREENAWALT
Strength & Conditioning
Coach



MARK RODGER
Athletic Trainer



DOUG EDWARDS
Grad. Student Manager/
Student-Athlete
Development



DARREN KENT
Grad. Student Manager



DYLAN LOCKWOOD
Video Coordinator



EMILY FEENEY-MOLINARY
Media Relations

GAMECOCKS RECORD WHEN ...

At home	3-1
On the road	0-0
At neutral sites	0-0
In overtime	1-0
vs. Top 25 team	0-0
vs. Top 10 team	0-0
vs. Top 3 team	0-0
Leading at half	2-0
Trailing at half	1-1
Tied at half	0-0
Shooting 50% or better	2-0
Shooting between 39-49%	1-0
Shooting less than 39%	0-1
Opp. shooting 50% or better	2-0
Opp. shooting between 39-49%	0-1
Opp. shooting less than 39%	1-0
Shooting better than opp.	2-0
Shooting worse then/equal to opp.	1-1
Starters out-score opp. starters	1-0
Opp. starters score/equal more	2-1
Bench out-scores opp. bench	3-1
Opp. bench scores/equals more	0-0
Having more FTs than opp.	2-1
Having equal/less FTs than opp.	1-0
Have more TOs than opp.	2-1
Having equal/less TOs than opp.	1-0
Having more rebounds than opp.	3-1
Having equal/less rebounds than opp.	0-0
Making 6 or more 3FGs	2-1
Having 15 or more assists	1-0
Having less than 15 assists	2-1
Score more points in paint than opp.	1-0
Scoring equal/less points in paint than opp.	2-1
Scoring more points off TOs than opp.	3-0
Scoring equal/less points off TOs than opp.	0-1
Scoring more 2nd-chance points than opp.	3-1
Scoring equal/less 2nd-chance points than opp.	0-0
Scoring more fast break points than opp.	1-1
Scoring equal/less fast break points than opp.	2-0
Wearing White uniforms	1-0
Wearing Garnet uniforms	0-0
Wearing Black uniforms	0-0
Wearing Gray Uniforms	2-1
Playing on live TV	3-0
Playing in November	3-1
Playing in December	0-0
Playing in January	0-0
Playing in February	0-0
Playing in March	0-0
Playing a day-game	1-0
Playing a night-game	2-1
Playing on Sunday	1-0
Playing on a Monday	1-0
Playing on a Tuesday	0-0
Playing on a Wednesday	0-1
Playing on a Thursday	0-0
Playing on a Friday	1-0
Playing on a Saturday	0-0
Scoring margin is 5 points or less	0-0
Margin is between 6-10	1-0
Margin is between 11-20	2-1
Margin is more than 20	0-0
Scoring 59 points or less	0-1
Scoring 60-69 points	0-0
Scoring 70-79 points	0-0
Scoring 80-89 points	3-0
Scoring 90-99 points	0-0
Scoring 100+ points	0-0

MISCELLANEOUS

Current streak	L1
Home court streak	L1
Away streak	-
Neutral court streak	-

2012-13 SUPERLATIVES

(tied for team lead also included)

Scoring Leaders	'12-13	Career
LaShay Page	2	2*
Brenton Williams	1	2
Lakeem Jackson	1	3

Rebounding Leaders	'12-13	Career
Michael Carrera	1	1
Lakeem Jackson	3	19

Assists Leaders	'12-13	Career
Eric Smith	1	7
Lakeem Jackson	1	24
Brian Richardson	2	3

Blocks Leaders	'12-13	Career
Michael Carrera	1	1
RJ Slawson	1	6
Damien Leonard	1	1
Brenton Williams	1	1
Brian Richardson	1	1
Lakeem Jackson	1	4

Steals Leaders	'12-13	Career
Lakeem Jackson	3	20
Eric Smith	1	2
Brenton Williams	1	4
Brian Richardson	1	8
Mindaugas Kacinas	1	1
LaShay Page	1	1*

Double-Figure Scoring	'12-13	Career
Michael Carrera	1	1
Lakeem Jackson	3	21
LaShay Page	3	3*
Brenton Williams	3	9
RJ Slawson	1	4
Eric Smith	1	3
Brian Richardson	1	11
Mindaugas Kacinas	1	1

20+ points	'12-13	Career
LaShay Page	1	1*
Brenton Williams	1	1

30+ points	'12-13	Career
-	-	-

Double-Figure Rebounding	'12-13	Career
Michael Carrera	1	1
Mindaugas Kacinas	1	1
Lakeem Jackson	1	7

5+ assists	'12-13	Career
-	-	-

3+ steals	'12-13	Career
-	-	-

2+ blocks	'12-13	Career
Michael Carrera	1	1
Lakeem Jackson	1	5

Double-Doubles	'12-13	Career
Michael Carrera	1	1
Lakeem Jackson	1	2

Clutch Free Throws (under 5 min/OT)

Brenton Williams	8-8	1.000
Michael Carrera	2-2	1.000
Eric Smith	5-6	.833
Lakeem Jackson	0-1	.000
RJ Slawson	1-2	.500
LaShay Page	2-2	1.000
Mindaugas Kacinas	6-7	.857
Totals	24-28	.857


* indicates at South Carolina

Miscellaneous

Largest Halftime Lead	
SC	4, vs. Morgan State, Nov. 16, 2012
Opp	15, Milwaukee, Nov. 11, 2012
Smallest Halftime Lead	
SC	4, vs. Morgan State, Nov. 16, 2012
Opp	8, Elon, Nov. 21, 2012
Fewest Points In First Half	
SC	23, twice, last vs. Elon, Nov. 21, 2012
Opp	31, Elon, Nov. 21, 2012
Most Points In First Half	
SC	45, vs. Morgan State, Nov. 16, 2012
Opp	41, Morgan State, Nov. 16, 2012
Most Points In Second Half	
SC	44, vs. Rider, Nov. 19, 2012
Opp	34, Elon, Nov. 21, 2012
Fewest Points In Second Half	
SC	30, vs. Elon, Nov. 21, 2012
Opp	28, Milwaukee, Nov. 11, 2012
Most Points in Overtime	
SC	16, vs. Milwaukee, Nov. 11, 2012
Opp	9, Milwaukee, Nov. 11, 2012
Largest Margin of Victory	
SC	16, vs. Morgan State, Nov. 16, 2012
Opp	12, Elon, Nov. 21, 2012
Smallest Margin of Victory	
SC	7, vs. Milwaukee, Nov. 11, 2012
Opp	12, Elon, Nov. 21, 2012

2012-13 GAME BY GAME COMPARISON

	Date	Result	FG-A	Pct	3FG-A	Pct	FT-A	Pct	O-D-Total	PF	Pts	A	TO	Blk	Stl	Min	Half
Milwaukee & South Carolina	Nov. 11	W, 82-75 (OT)	26-67	.388	14-33	.424	9-19	.474	15-18-33	24	75	17	15	3	7	225	38
Morgan State & South Carolina	Nov. 16	W, 87-71	28-53	.528	2-13	.154	13-20	.650	6-16-22	20	71	13	20	4	11	200	41
Rider & South Carolina	Nov. 19	W, 88-76	30-57	.526	6-16	.375	21-26	.808	13-22-35	20	87	10	20	2	5	200	45
Elon & South Carolina	Nov. 21	L, 65-53	27-53	.509	6-14	.429	16-21	.762	8-15-23	13	76	13	17	2	9	200	37
			32-60	.533	13-27	.481	11-14	.786	11-22-33	20	88	22	18	2	5	200	44
			26-57	.456	8-15	.533	5-11	.455	9-21-30	19	65	13	14	6	12	200	31
			18-56	.321	6-19	.316	11-17	.647	18-25-43	16	53	10	22	5	7	200	23



2012-13 RESULTS: OVERALL, 3-1; HOME, 3-1; AWAY, 0-0; NEUTRAL, 0-0; SEC, 0-03

DATE	OPPONENT	W/L	SCORE	RECORD (SEC)	POINTS	REBOUNDS	ASSISTS	BLOCKS	STEALS	ATTENDANCE
Nov. 11	Milwaukee &	W	82-75 (OT)	1-0	Page (19)	Carrera (15)	Smith (4)	Carrera (3)	5 with 1	7335 (paid)
Nov. 16	Morgan State	W	87-71	2-0	Page (20)	Jackson (8)	Jackson (4)	Slawson/Lenard (1)	Page (2)	8019 (paid)
Nov. 19	Rider &	W	88-76	3-0	Williams (22)	Jackson (7)	Richardson (6)	Williams/Richardson (1)	Jackson (2)	7157 (paid)
Nov. 21	Elon	L	65-53	3-1	Jackson (14)	Jackson (10)	Richardson (4)	Jackson (2)	Jackson (2)	6754 (paid)

&-Hoops For Hope Classic (Columbia, S.C.) | ^-Hoops For Hope Classic (Puerto Vallarta, Mexico) | %-SEC/BIG EAST Challenge | #-Brooklyn Hoops Holiday Invitational (Brooklyn, N.Y.)

2012-13 STARTING LINEUP WIN-LOSS

Guard	Guard	Forward	Forward	Forward	2012-13	Games
Page	Smith	Slawson	Jackson	Carrera	1-0	1
Guard	Guard	Guard	Forward	Forward	2012-13	Games
Page	Smith	Williams	Jackson	Slawson	2-1	3

GAME 1 - SOUTH CAROLINA 82, MILWAUKEE 75 (OT)
NOV. 11, 2012/COLONIAL LIFE ARENA

COLUMBIA, S.C. -- Brenton Williams scored 12 of his 14 points in overtime as South Carolina (1-0) overcame a 17-point deficit in the second half to defeat Wisconsin-Milwaukee 82-75 Sunday in Frank Martin's debut as Gamecocks coach.

They trailed 40-23 early in the second half. But Carolina ended the period on a 26-12 run and tied things on two foul shots by freshman Mindaugas Kacinas to force the extra period.

Freshman forward Michael Carrera was stellar in the contest, posting a double-double with 17 points and 15 rebounds. It marked the first double-double by a Gamecock freshman since the 2008 campaign. Kacinas also pulled down double-digit rebounds with 13, while adding eight points.

Senior transfer LaShay Page paced Carolina with 19 points, including 17 in the second half. Williams posted 14 points, including a perfect 8-of-8 performance from the free throw line in overtime.

Jordan Aaron had 28 points to lead the Panthers (1-1).

The teams traded baskets early in the first half before Kacinas assisted Williams on a layup underneath to give Carolina a 14-11 upperhand at the 12:38 mark.

The Panthers responded with an 8-0 run through the under-eight minute media timeout, before a lay-up from Carrera at the 6:21 mark halted the scoring drought for Carolina.

The difference in the first half was eight made 3's from the Panthers, while the Gamecocks were 0-of-8 from beyond the arc. Carrera ended the half with a near double-double, scoring nine points and pulling down nine rebounds, but UWM held a 38-23 upperhand at the break.

Carolina started the second half on a 9-2 run, propelled by a lay-up and two jumpers from Page, which forced an early timeout from Milwaukee.

After the break, stellar play from the Gamecocks brought the score within four at 40-36. Carrera hit a pair of free throws before Kacinas blocked a shot at the opposite end and assisted on Page's fifth made basket of the second half at the 14:32 mark.

Milwaukee extended its lead to 50-36 with 11:53 remaining, but the Gamecocks continued to battle.

The Gamecocks had cut Wisconsin-Milwaukee's lead to 63-58 with 4:32 to go when Theirno Niang hit the team's 13th 3-pointer to give them an eight-point cushion with under 4 minutes to go.

Kacinas began the final charge in regulation with an inside bucket, Carrera had a putback, and Eric Smith drove in for a layup to make it 66-64 with 1:18 to go.

After Niang missed a 3-point try, Kacinas found himself with the ball outside the 3-point line and time running down. He got fouled by Kyle Kelm on the long-range attempt and made 2-of-3 free throws to tie the game.

Carrera got things going in overtime with two foul shots as South Carolina moved in front for the first time since early in the opening half. Kacinas followed with two more foul shots before Williams took over.

Williams scored 12 of Carolina's 16 points in overtime.

***the Associated Press contributed to this report*

GAME 1

Official Basketball Box Score -- Game Totals -- Final Statistics
UW-Milwaukee vs South Carolina
11/11/12 3 p.m. at Columbia, S.C. (Colonial Life Arena)



UW-Milwaukee 75 • 1-1

#	Player	Total		3-Ptr		Rebounds		PF	TP	A	T	Blk	Stl	Min	
		FG	FTA	FG	FTA	Off	Def								Total
15	HARRIS, Demetrius	f	3-7	0-0	0-4	2	0	2	3	6	0	1	0	2	18
42	HAARMSMA, James	f	5-9	2-2	2-2	5	5	10	4	14	0	4	0	0	24
45	WOLF, Christian	f	0-1	0-0	2-2	0	1	1	3	2	1	1	0	0	10
01	AARON, Jordan	g	9-24	7-14	3-4	2	2	4	5	28	6	3	0	3	44
10	NIANG, Thierno	g	3-11	2-7	1-4	1	1	2	2	9	2	2	0	2	43
03	KELM, Kyle	g	2-3	1-2	0-0	1	1	2	3	5	3	1	2	0	34
22	RICHARD, Evan	g	0-1	0-0	0-0	0	0	0	1	0	0	1	0	0	3
23	PANOSKE, J.J.	g	0-1	0-1	0-0	0	0	0	0	0	0	1	0	0	1
34	ARIANS, Austin	g	3-7	2-6	0-0	0	1	1	8	1	0	0	0	0	15
44	HAGGERTY, Ryan	g	1-3	0-1	1-3	1	3	4	2	3	4	1	1	0	33
	Team		3		4		7		75		17		15		3
	Totals		26-67	14-33	9-19	15	18	33	24	75	17	15	3	7	225

FG % 1st Half:	13-29	44.8%	2nd Half:	11-28	39.3%	OT:	2-10	20.0%	Game:	26-67	38.8%	Deathbl	
3FG % 1st Half:	8-14	57.1%	2nd Half:	5-13	38.5%	OT:	1-6	16.7%	Game:	14-33	42.4%	Rebounds	
FT % 1st Half:	4-10	40.0%	2nd Half:	1-5	20.0%	OT:	4-4	100.0%	Game:	9-19	47.4%	4.1	

South Carolina 82 • 1-0

#	Player	Total		3-Ptr		Rebounds		PF	TP	A	T	Blk	Stl	Min	
		FG	FTA	FG	FTA	Off	Def								Total
24	CARRERA, Michael	f	6-12	0-0	5-5	7	8	15	4	17	0	2	3	0	29
30	JACKSON, Lakeem	f	6-10	0-0	0-1	1	5	6	1	12	0	2	1	1	40
33	SLAWSON, RJ	f	0-1	0-0	0	2	2	1	0	0	0	0	0	0	14
00	PAGE, LaShay	g	7-18	0-6	5-7	0	1	1	0	19	2	1	0	0	35
05	SMITH, Eric	g	2-9	0-1	2-2	0	1	1	6	4	4	1	1	1	38
01	WILLIAMS, Brenton	g	3-6	0-2	8-8	0	1	1	3	14	4	0	0	1	13
02	RICHARDSON, Brian	g	3-3	0-0	0-0	0	0	0	3	6	2	3	1	1	20
25	KACINAS, Mindaugas	g	1-3	0-1	6-6	6	7	13	2	8	3	1	1	1	31
32	LEONARD, Damien	g	0-1	0-1	0-0	1	0	1	0	0	0	0	0	0	5
	Team		2		3		5		82		11		17		7
	Totals		28-63	0-11	26-31	17	28	45	16	82	11	17	7	5	225

FG % 1st Half:	9-34	26.5%	2nd Half:	17-24	70.8%	OT:	2-10	40.0%	Game:	28-63	44.4%	Deathbl	
3FG % 1st Half:	0-8	0.0%	2nd Half:	0-1	0.0%	OT:	0-0	0.0%	Game:	0-11	0.0%	Rebounds	
FT % 1st Half:	5-6	83.3%	2nd Half:	9-13	69.2%	OT:	12-12	100.0%	Game:	26-31	83.9%	4.4	

Officials: Mike Nance, Mike Stephens, Nathan Quick
 Technical fouls: UW-Milwaukee-None. South Carolina-None.
 Attendance: 7335
 Hoops For Hope Classic, Round 1

Score by periods	1st	2nd	OT	Total
UW-Milwaukee	38	28	9	75
South Carolina	23	43	16	82

Last FG - UWM 01:01-41, SC 01:55.
 Largest lead - UWM by 17 2nd:19:16, SC by 7 0T:00:01.

In	Off	2nd	Fast	Bench
Points	T/O	Chance	Break	
UWM 20	15	10	4	16
SC 46	17	14	12	28

GAME 2 - SOUTH CAROLINA 87, MORGAN STATE 71
NOV. 16, 2012/COLONIAL LIFE ARENA

COLUMBIA, S.C. - South Carolina (2-0) defeated Morgan State (1-3) 87-71 on Friday night in non-conference action at Colonial Life Arena. Five Gamecocks scored double figures in the match, led by senior guard LaShay Page who scored a game-high 20 points and pulled down five rebounds.

South Carolina junior guards Eric Smith, Brenton Williams and Brian Richardson added 17, 14 and 10 points, respectively, for the Gamecocks. Junior forward R.J. Slawson put up 10 points and brought down seven rebounds and senior forward Lakeem Jackson notched eight points and eight rebounds. Every South Carolina player that registered significant minutes tallied at least two boards in the effort as the Gamecocks out-rebounded the Bears 35-22. South Carolina was without freshman forward Michael Carrera, the reigning SEC Freshman of the Week, due to a concussion.

Two junior guards led the Morgan State effort. Justin Black, who scored 20 points and Anthony Hubbard with 15. Senior forward DeWayne Jackson added 11 on the night. The Bear's leading rebounder was junior center Ian Chiles who came down with five.

Morgan State jumped out to an early lead by capitalizing on chances in transition. The Bears built up a seven-point advantage early in the first half, but could not pull away.

After chipping away at the Morgan State lead, South Carolina tied the game at 22-22. Page ignited a run by jumping on a loose ball and calling timeout to give South Carolina possession. Williams drained a 3-pointer coming out of the timeout to spur a 16-5 Gamecock run. Page added another three and a pair of free throws in the spurt to give the home team an 11-point lead.

The Bears responded with a 10-2 run of their own to pull within three, but could not get any closer. The teams went into the locker room with South Carolina holding a 45-41 advantage.

Coming out of the break, Morgan State pulled within one at 45-44 on a three-point play by Hubbard, but the Gamecocks responded with six unanswered points that included back-to-back buckets by Slawson to firmly take the lead. South Carolina built a 12-point lead midway through the second half and went 9-9 from the free throw line down the stretch to maintain their lead and cruise to a 87-71 win.

GAME 2

Official Basketball Box Score -- Game Totals -- Final Statistics
Morgan State vs South Carolina
11/16/12 7 p.m. at Columbia, S.C. (Colonial Life Arena)

Morgan State 71 • 1-3

#	Player	Total		3-Ptr		Rebounds		PF	TP	A	T	Blk	Stl	Min	
		FG	FTA	FG	FTA	Off	Def								Total
22	JACKSON, DeWayne	f	5-10	1-4	0-0	1	1	2	3	11	6	8	1	5	37
05	CHILES, Ian	c	2-3	0-0	1-4	0	5	1	5	0	0	1	0	1	14
50	BLACK, Justin	g	9-13	0-2	2-4	1	0	1	3	20	1	1	0	0	33
11	HUBBARD, Anthony	g	4-8	0-1	7-7	1	0	1	5	15	3	3	0	0	32
22	BOZEMAN, Blake	g	2-8	1-5	2-2	0	1	1	4	7	1	4	0	2	30
01	PRETLOW, Donte	g	2-5	1-1	0-0	0	1	1	3	4	1	1	0	3	14
21	BAILEY, Tauron	g	2-2	0-0	0-1	0	1	1	0	4	0	0	0	0	10
23	SIMPSON, Cedric	g	0-0	0-0	0-0	0	0	0	0	0	0	0	0	0	1
34	BLOSSOM, Chadric	g	2-2	0-0	0-0	1	2	3	0	0	0	0	0	0	8
44	DUNCAN, Sequille	g	0-2	0-0	1-2	1	2	3	1	5	1	2	2	1	21
	Team		3		4		7		71		13		22		20
	Totals		28-53	2-13	13-20	6	16	22	20	71	13	20	4	11	200

FG % 1st Half:	17-29	58.6%	2nd Half:	11-24	45.8%	Game:	28-53	52.8%	Deathbl	
3FG % 1st Half:	1-5	20.0%	2nd Half:	1-8	12.5%	Game:	2-13	15.4%	Rebounds	
FT % 1st Half:	6-13	46.2%	2nd Half:	7-7	100.0%	Game:	13-20	65.0%	4.2	

South Carolina 87 • 2-0

#	Player	Total		3-Ptr		Rebounds		PF	TP	A	T	Blk	Stl	Min	
		FG	FTA	FG	FTA	Off	Def								Total
30	JACKSON, Lakeem	f	3-5	0-0	2-4	2	6	8	3	8	4	2	0	1	34
33	SLAWSON, RJ	f	4-7	0-0	2-2	6	1	7	5	10	2	3	2	1	26
00	PAGE, LaShay	g	6-13	2-6	6-6	1	4	5	3	20	1	2	0	0	30
01	WILLIAMS, Brenton	g	5-13	1-4	3-3	0	3	0	3	0	14	2	3	0	27
05	SMITH, Eric	g	5-9	1-3	6-9	0	2	2	1	17	0	3	0	0	25
02	RICHARDSON, Brian	g	4-6	2-3	0-0	1	2	3	4	10	1	1	0	0	19
25	KACINAS, Mindaugas	g	0-1	0-0	2-2	3	0	3	3	2	0	3	0	1	21
32	LEONARD, Damien	g	3-3	0-0	0-0	0	2	2	1	6	0	2	1	0	17
55	PHILLIPS, Shane	g	0-0	0-0	0-0	0	0	0	0	0	0	0	0	0	1
	Team		2		2		2		87		10		21		20
	Totals		30-57	6-16	21-26	13	22	35	20	87	10	21	2	5	200

FG % 1st Half:	15-30	50.0%	2nd Half:	15-27	55.6%	Game:	30-57	52.6%	Deathbl	
3FG % 1st Half:	0-0	0.0%	2nd Half:	0-0	0.0%	Game:	0-0	0.0%	Rebounds	
FT % 1st Half:	11-14	78.6%	2nd Half:	10-12	83.3%	Game:	21-26	80.8%	1	

Officials: Antonio Petty, Rick Hartzell, CJ Washington
 Technical fouls: Morgan State-None. South Carolina-None.
 Attendance: 8019

Score by periods	1st	2nd	Total
Morgan State	41	30	71
South Carolina	45	42	87

Last FG - MSU 2nd:01:38, SC 2nd:00:54.
 Largest lead - MSU by 7 1st:14:46, SC by 16 2nd:00:28.

In	Off	2nd	Fast	Bench
Points	T/O			

GAME 4 - ELON 65, SOUTH CAROLINA 53
NOV. 21, 2012/COLONIAL LIFE ARENA

COLUMBIA, S.C. -- South Carolina (3-1) fell to Elon (4-1) 65-53 on Wednesday night in non-conference action at Colonial Life Arena. Senior forward Lakeem Jackson led the Gamecocks in the effort with 14 points and 10 rebounds.

Junior guard Brenton Williams added nine points for the Gamecocks. Junior guard Brian Richardson and junior forward RJ Slawson each added seven points and eight rebounds. The eight rebounds were a career high for Richardson who also dished out four assists. South Carolina turned the ball over 22 times on the night, leading to 18 Elon points. For the third game in a row, the Gamecocks were without freshman forward Michael Carrera.

Three Elon players scored in double figures. Junior forward Lucas Troutman led the team with 15 points and six rebounds. Junior guard Jack Isenbarger and sophomore guard Austin Hamilton netted 13 points apiece as well. Junior guard Sebastian Koch brought down a team-leading seven rebounds. As a team, Elon shot 53.5% from behind the arc, hitting eight in the matchup.

Despite falling behind 11-3 early and tallying seven turnovers in the first ten minutes, South Carolina kept Elon within striking distance. Senior guard LaShay Page sank a shot from behind the arc at the 10:27 mark to bring the Gamecocks to within three at 18-15, but South Carolina was unable to score for the next eight minutes. The Phoenix scored 10 unanswered points during the stretch to give them a 28-15 upper hand. Sophomore guard Damien Leonard ended the Gamecock dry spell with back-to-back 3-pointers to cut into the Elon lead to seven.

Richardson found Jackson in transition for a bucket with 36 seconds remaining in the half, but Elon's Isenbarger responded with a 3-pointer with three seconds to go, giving the Phoenix a 31-23 advantage going into the locker room.

After the break, a Richardson 3-pointer and a free throw by freshman forward Mindaugas Kacinas brought the Gamecocks to within four to start the second half, but the Phoenix responded with two 3s of their own to extend the lead back to 10.

Williams, who scored all nine of his points in the second half, cut the lead to four at 39-35 with 15:29 remaining when he poked the ball away and took it the distance for a dunk. The Gamecocks would not get any closer.

Down 53-37 with 10:42 remaining, South Carolina made one last attempt to rally and set off on a 15-4 run to cut the deficit to five. Jackson scored six points in the stretch, with two of them coming on an emphatic dunk in transition. The spurt forced Elon to call timeout to stop the surging Gamecock momentum. After the timeout, the Phoenix responded with three unanswered baskets, all by Troutman, to again give the Phoenix a double-digit lead at 63-52. Each team made an appearance at the free throw line in the final two minutes and Elon held on for the 65-53 win.

GAME 4

Official Basketball Box Score -- Game Totals -- Final Statistics
Elon vs South Carolina
11/21/12 7 p.m. at Columbia, S.C. (Colonial Life Arena)

Elon 65 • 4-1

#	Player	Total		3-Ptr		Rebounds			PF	TP	A	TO	Blk	Stl	Min
		FG	FGA	FG	FGA	FT	FTA	Off							
31	TROUTMAN, Lucas	f	8-12	0-0	1-2	3	3	6	2	17	1	1	2	3	33
10	HAMILTON, Austin	g	6-10	1-1	0-3	0	2	2	0	13	2	1	0	2	29
20	ISENBARGER, Jack	g	4-14	3-5	2-2	1	1	2	0	13	0	2	0	1	33
21	BEAUMONT, Ryley	g	1-4	0-0	0-0	0	2	2	4	2	0	1	2	0	15
24	KOCH, Sebastian	g	3-10	3-7	0-2	2	5	7	2	9	5	4	1	3	25
03	SAMSON, Tanner		2-3	1-2	2-2	0	1	1	1	7	4	0	0	1	30
11	BLAKE, Kevin		0-2	0-0	0-0	1	0	1	1	0	0	0	0	0	3
15	SABATO, Tony		0-0	0-0	0-0	0	0	0	3	0	0	1	0	1	8
23	EDOMWONYI, Egeheosa		2-2	0-0	0-0	1	1	2	1	4	0	2	0	0	8
32	WINTERS, Ryan		0-0	0-0	0-0	0	3	3	5	0	1	2	1	1	16
Team							1	3	4						
Totals			26-57	8-15	5-11	9	21	30	19	65	13	14	6	12	200

FG % 1st Half: 14-33 42.4% 2nd half: 12-24 50.0% Game: 26-57 45.6% Deadball
 3FG % 1st Half: 3-6 50.0% 2nd half: 5-9 55.6% Game: 8-15 53.3% Rebounds
 FT % 1st Half: 0-2 0.0% 2nd half: 5-9 55.6% Game: 5-11 45.5% 2,1

South Carolina 53 • 3-1

#	Player	Total		3-Ptr		Rebounds			PF	TP	A	TO	Blk	Stl	Min
		FG	FGA	FG	FGA	FT	FTA	Off							
30	JACKSON, Lakeem	f	7-13	0-0	0-1	6	4	10	2	14	2	2	2	2	36
33	SLAWSON, RJ	f	2-4	0-0	3-4	4	4	8	4	7	1	2	1	1	24
00	PAGE, LaShay	g	1-8	1-4	1-2	1	2	3	3	4	1	3	0	1	21
01	WILLIAMS, Brenton	g	2-6	1-3	4-6	1	2	3	2	9	0	4	1	1	24
05	SMITH, Eric	g	1-5	1-1	0-0	0	1	1	2	3	1	2	0	1	20
02	RICHARDSON, Brian		2-12	1-6	2-2	2	6	8	3	7	4	4	1	1	30
25	KACINAS, Mindaugas		1-2	0-0	1-2	2	3	5	0	3	1	4	0	0	26
32	LEONARD, Damien		2-6	2-5	0-0	1	1	2	0	6	0	1	0	0	19
Team							1	2	3						
Totals			18-56	6-19	11-17	18	25	43	16	53	10	22	5	7	200

FG % 1st Half: 8-23 34.8% 2nd half: 10-33 30.3% Game: 18-56 32.1% Deadball
 3FG % 1st Half: 4-7 57.1% 2nd half: 2-12 16.7% Game: 6-19 31.6% Rebounds
 FT % 1st Half: 3-4 75.0% 2nd half: 8-13 61.5% Game: 11-17 64.7% 4,1

Officials: Ted Valentine, Lee Cassell, Glenn Tullt
 Technical fouls: Elon-None. South Carolina-None.
 Attendance: 6734

Score by periods	1st	2nd	Total
Elon	31	34	65
South Carolina	23	30	53

	In	Off	2nd	Fast	
Points	Paint	T/O	Chance	Break	Bench
ELON	24	18	6	6	11
SC	22	17	15	14	16

Last FG - ELON 2nd-03:15, SC 2nd-07:02.
 Largest lead - ELON by 16 2nd-10:42, SC None.

Score tied - 0 times.
 Lead changed - 0 times.



#30 - LAKEEM JACKSON

SENIOR | FORWARD | 6'5" | 235 | 3 LETTERS
CHARLOTTE, N.C./CHRIST SCHOOL

JACKSON'S CAREER HIGHS

POINTS
19 vs. Baylor (Jan. 2, 2010)

FIELD GOALS
9 vs. Baylor (Jan. 2, 2010)

FIELD GOAL ATTEMPTS
17 vs. Baylor (Jan. 2, 2010)

3-POINT FIELD GOALS
1, three times, last vs. Vanderbilt (Jan. 8, 2011)

3-POINT FIELD GOAL ATTEMPTS
4 vs. Alabama A&M (Nov. 13, 2009)

FREE THROWS
5 vs. Furman (Dec. 21, 2009)

FREE THROW ATTEMPTS
9, twice, last vs. Baylor (Jan. 2, 2010)

REBOUNDS
14 vs. Alabama (March 11, 2010)

ASSISTS
7, at Vanderbilt (Feb. 5, 2011)

BLOCKS
3 vs. Baylor (Jan. 2, 2010)

STEALS
6 vs. Baylor (Jan. 2, 2010)

MINUTES PLAYED
44, vs. WKU (Nov. 27, 2010)

JACKSON'S SEASON HIGHS

POINTS
14, twice, last vs. Elon (Nov. 21, 2012)

FIELD GOALS
7, twice, last vs. Elon (Nov. 21, 2012)

FIELD GOAL ATTEMPTS
13, vs. Elon (Nov. 21, 2012)

3-POINT FIELD GOALS
-

3-POINT FIELD GOAL ATTEMPTS
-

FREE THROWS
2, vs. Morgan State (Nov. 16, 2012)

FREE THROW ATTEMPTS
4, vs. Morgan State (Nov. 16, 2012)

REBOUNDS
10, vs. Elon (Nov. 21, 2012)

ASSISTS
4, vs. Morgan State (Nov. 16, 2012)

BLOCKS
2, vs. Elon (Nov. 21, 2012)

STEALS
2, twice, last vs. Elon (Nov. 21, 2012)

MINUTES PLAYED
40, vs. Milwaukee (Nov. 11, 2012)

2012-13

Opponent	Date	GS	Min	FG-FGA	Pct	3FG-FGA	Pct	FT-FTA	Pct	Off	Def	Tot	Avg	PF	FO	A	TO	Blk	Stl	Pts	Avg
MILWAUKEE	11/11/12	*	40	6-10	.600	0-0	.000	0-1	.000	1	5	6	6.0	1	0	0	2	1	1	12	12.0
MORGAN STATE	11/16/12	*	34	3-5	.600	0-0	.000	2-4	.400	2	6	8	7.0	3	0	4	2	0	1	8	10.0
RIDER	11/19/12	*	32	7-8	.896	0-0	.000	0-0	.400	1	6	7	7.0	3	0	3	4	0	2	14	11.3
ELON	11/21/12	*	36	7-13	.639	0-0	.000	0-1	.333	6	4	10	7.8	2	0	2	2	2	2	10	12.0
vs. Missouri State	11/24/12																				
vs. TBA	11/25/12																				
at St. John's	11/29/12																				
CLEMSON	12/2/12																				
JACKSONVILLE ST	12/7/12																				
APPALACHIAN ST	12/19/12																				
vs. Manhattan	12/22/12																				
PRESBYTERIAN	12/29/12																				
SC STATE	1/5/13																				
at Miss State	1/9/13																				
AUBURN	1/12/13																				
at LSU	1/16/13																				
VANDERBILT	1/19/13																				
at Missouri	1/22/13																				
ARKANSAS	1/26/13																				
at Florida	1/30/13																				
GEORGIA	2/2/13																				
at Kentucky	2/5/13																				
TENNESSEE	2/10/13																				
LSU	2/14/13																				
at Alabama	2/16/13																				
OLE MISS	2/20/13																				
at Georgia	2/23/13																				
MISSOURI	2/28/13																				
at Texas A&M	3/2/13																				
MISS STATE	3/6/13																				
at Vanderbilt	3/9/13																				

SEASON NOTES

Earned the start for the season opener vs. Milwaukee (Nov. 11), posting 12 points on 6-of-10 shooting; also collected six rebounds ... Collected a team high eight rebounds and four assists, while adding eight points in 34 minutes vs. Morgan State (Nov. 16) ... Posted second double-figure scoring game of the season vs. Rider (Nov. 19) with 14 points, also a team high seven rebounds and three assists ... Led the team in points (14) and rebounds (10) vs. Elon (Nov. 21) in collecting his second-career double-double and his first since the 2010-11 season opener ...

CAREER STATISTICS

Season	GP-GS	Min	Avg	FG	FGA	Pct	3FG	3FGA	Pct	FT	FTA	Pct	Off	Def	Tot	Avg	PF	FO	Ast	TO	Blk	Stl	Pts	Avg
2009-10	31-30	827	26.7	104	206	.505	0	8	.000	16	59	.271	63	91	154	5.0	66	0	59	35	19	47	224	7.2
2010-11	26-25	731	28.1	87	182	.478	3	10	.300	26	62	.419	71	75	146	5.6	40	0	66	46	5	24	203	7.8
2011-12	31-12	526	17.0	43	91	.473	0	2	.000	12	32	.375	31	52	83	2.7	35	1	44	36	3	24	98	3.2
2012-13	4-4	142	35.5	23	36	.639	0	0	.000	2	6	.333	10	21	31	7.8	9	0	9	10	3	6	48	12.0
Totals	92-71	2226	24.2	257	515	.499	3	20	.150	56	159	.352	175	239	414	4.5	150	1	178	127	30	101	573	6.3

CAREER SEC STATISTICS

Season	GP-GS	Min	Avg	FG	FGA	Pct	3FG	3FGA	Pct	FT	FTA	Pct	Off	Def	Tot	Avg	PF	FO	Ast	TO	Blk	Stl	Pts	Avg
2010	16-15	454	28.4	54	101	.535	0	0	.000	3	22	.136	33	48	81	5.1	41	0	32	19	5	21	111	6.9
2011	12-11	335	27.9	33	74	.446	1	3	.333	6	2	.273	30	28	58	4.8	17	0	25	22	1	4	73	6.1
2012	16-2	198	12.4	10	33	.303	0	0	.000	4	10	.400	10	19	29	1.8	12	0	13	11	0	10	24	1.5
Totals	44-28	987	22.4	97	208	.466	1	3	.333	13	34	.382	73	95	168	3.8	70	0	70	52	6	35	208	4.7



#23 - BRUCE ELLINGTON

JUNIOR | GUARD | 5'9" | 197 | 2 LETTERS
 MONCKS CORNER, S.C./BERKELEY

ELLINGTON'S CAREER HIGHS

POINTS
 31, at Furman (Dec. 22, 2010)

FIELD GOALS
 11, at Furman (Dec. 22, 2010)

FIELD GOAL ATTEMPTS
 23, at Furman (Dec. 22, 2010)

3-POINT FIELD GOALS
 6, twice, last vs. Vanderbilt (Jan. 8, 2011)

3-POINT FIELD GOAL ATTEMPTS
 13, twice, last vs. Tennessee (Feb. 16, 2011)

FREE THROWS
 7, vs. Arkansas (Jan. 19, 2011)

FREE THROW ATTEMPTS
 11, vs. Arkansas (Jan. 19, 2011)

REBOUNDS
 8, vs. WKU (Nov. 27, 2010)

ASSISTS
 8, vs. WKU (Nov. 27, 2010)

BLOCKS
 1, twice, last vs. Mississippi State (Feb. 29, 2012)

STEALS
 4, at Michigan State (Nov. 16, 2010)

MINUTES PLAYED

ELLINGTON'S SEASON HIGHS

POINTS
 -

FIELD GOALS
 -

FIELD GOAL ATTEMPTS
 -

3-POINT FIELD GOALS
 -

3-POINT FIELD GOAL ATTEMPTS
 -

FREE THROWS
 -

FREE THROW ATTEMPTS
 -

REBOUNDS
 -

ASSISTS
 -

BLOCKS
 -

STEALS
 -

MINUTES PLAYED
 -

2012-13

Opponent	Date	GS	Min	FG-FGA	Pct	3FG-FGA	Pct	FT-FTA	Pct	Off	Def	Tot	Avg	PF	FO	A	TO	Blk	Stl	Pts	Avg	
MILWAUKEE	11/11/12	-	-	-	-	-	-	-	-	-	-	-	-	-	-	-	-	-	-	-	-	-
MORGAN STATE	11/16/12	-	-	-	-	-	-	-	-	-	-	-	-	-	-	-	-	-	-	-	-	-
RIDER	11/19/12	-	-	-	-	-	-	-	-	-	-	-	-	-	-	-	-	-	-	-	-	-
ELON	11/21/12	-	-	-	-	-	-	-	-	-	-	-	-	-	-	-	-	-	-	-	-	-
vs. Missouri State	11/24/12	-	-	-	-	-	-	-	-	-	-	-	-	-	-	-	-	-	-	-	-	-
vs. TBA	11/25/12	-	-	-	-	-	-	-	-	-	-	-	-	-	-	-	-	-	-	-	-	-
at St. John's	11/29/12	-	-	-	-	-	-	-	-	-	-	-	-	-	-	-	-	-	-	-	-	-
CLEMSON	12/2/12	-	-	-	-	-	-	-	-	-	-	-	-	-	-	-	-	-	-	-	-	-
JACKSONVILLE ST	12/7/12	-	-	-	-	-	-	-	-	-	-	-	-	-	-	-	-	-	-	-	-	-
APPALACHIAN ST	12/19/12	-	-	-	-	-	-	-	-	-	-	-	-	-	-	-	-	-	-	-	-	-
vs. Manhattan	12/22/12	-	-	-	-	-	-	-	-	-	-	-	-	-	-	-	-	-	-	-	-	-
PRESBYTERIAN	12/29/12	-	-	-	-	-	-	-	-	-	-	-	-	-	-	-	-	-	-	-	-	-
SC STATE	1/5/13	-	-	-	-	-	-	-	-	-	-	-	-	-	-	-	-	-	-	-	-	-
at Miss State	1/9/13	-	-	-	-	-	-	-	-	-	-	-	-	-	-	-	-	-	-	-	-	-
AUBURN	1/12/13	-	-	-	-	-	-	-	-	-	-	-	-	-	-	-	-	-	-	-	-	-
at LSU	1/16/13	-	-	-	-	-	-	-	-	-	-	-	-	-	-	-	-	-	-	-	-	-
VANDERBILT	1/19/13	-	-	-	-	-	-	-	-	-	-	-	-	-	-	-	-	-	-	-	-	-
at Missouri	1/22/13	-	-	-	-	-	-	-	-	-	-	-	-	-	-	-	-	-	-	-	-	-
ARKANSAS	1/26/13	-	-	-	-	-	-	-	-	-	-	-	-	-	-	-	-	-	-	-	-	-
at Florida	1/30/13	-	-	-	-	-	-	-	-	-	-	-	-	-	-	-	-	-	-	-	-	-
GEORGIA	2/2/13	-	-	-	-	-	-	-	-	-	-	-	-	-	-	-	-	-	-	-	-	-
at Kentucky	2/5/13	-	-	-	-	-	-	-	-	-	-	-	-	-	-	-	-	-	-	-	-	-
TENNESSEE	2/10/13	-	-	-	-	-	-	-	-	-	-	-	-	-	-	-	-	-	-	-	-	-
LSU	2/14/13	-	-	-	-	-	-	-	-	-	-	-	-	-	-	-	-	-	-	-	-	-
at Alabama	2/16/13	-	-	-	-	-	-	-	-	-	-	-	-	-	-	-	-	-	-	-	-	-
OLE MISS	2/20/13	-	-	-	-	-	-	-	-	-	-	-	-	-	-	-	-	-	-	-	-	-
at Georgia	2/23/13	-	-	-	-	-	-	-	-	-	-	-	-	-	-	-	-	-	-	-	-	-
MISSOURI	2/28/13	-	-	-	-	-	-	-	-	-	-	-	-	-	-	-	-	-	-	-	-	-
at Texas A&M	3/2/13	-	-	-	-	-	-	-	-	-	-	-	-	-	-	-	-	-	-	-	-	-
MISS STATE	3/6/13	-	-	-	-	-	-	-	-	-	-	-	-	-	-	-	-	-	-	-	-	-
at Vanderbilt	3/9/13	-	-	-	-	-	-	-	-	-	-	-	-	-	-	-	-	-	-	-	-	-

SEASON NOTES

Will join the basketball team at the conclusion of the football season.

CAREER STATISTICS

Season	GP-GS	Min	Avg	FG	FGA	Pct	3FG	3FGA	Pct	FT	FTA	Pct	Off	Def	Tot	Avg	PF	FO	Ast	TO	Blk	Stl	Pts	Avg
2010-11	30-30	928	30.9	138	423	.326	61	198	.308	47	74	.635	25	75	100	3.3	75	0	97	87	0	31	384	12.8
2011-12	24-15	697	29.0	100	280	.357	39	118	.331	26	34	.765	18	37	55	2.3	53	0	74	54	2	16	265	11.0
2012-13																								
Totals	54-45	1625	30.1	238	703	.339	100	316	.316	73	108	.676	43	112	155	2.9	128	0	171	141	2	47	649	12.0

CAREER SEC STATISTICS

Season	GP-GS	Min	Avg	FG	FGA	Pct	3FG	3FGA	Pct	FT	FTA	Pct	Off	Def	Tot	Avg	PF	FO	Ast	TO	Blk	Stl	Pts	Avg
2011	16-16	500	31.3	69	237	.291	31	122	.254	23	35	.657	18	32	50	3.1	41	0	42	43	0	14	192	12.0
2012	16-14	511	31.9	72	209	.344	26	85	.306	18	24	.750	14	28	42	2.6	34	0	58	40	1	14	188	11.8
Totals	32-30	1011	31.6	141	446	.316	57	207	.275	41	59	.694	32	60	92	2.9	75	0	100	83	1	28	380	11.9



#2 - BRIAN RICHARDSON

JUNIOR | GUARD | 6'4" | 175 | 2 LETTERS
WILSON, N.C./GREENFIELD SCHOOL

RICHARDSON'S CAREER HIGHS

POINTS
17, vs. SC State (Jan. 4, 2011)

FIELD GOALS
6, vs. SC State (Jan. 4, 2011)

FIELD GOAL ATTEMPTS
12, twice, last vs. Elon (Nov. 21, 2012)

3-POINT FIELD GOALS
5, vs. SC State (Jan. 4, 2011)

3-POINT FIELD GOAL ATTEMPTS
9, twice, last vs. Boston College (Jan. 1, 2011)

FREE THROWS
7, vs. Delaware State (12/1/10)

FREE THROW ATTEMPTS
8, vs. Delaware State (12/1/10)

REBOUNDS
8, vs. Elon (Nov. 21, 2012)

ASSISTS
6, vs. Rider (Nov. 19, 2012)

BLOCKS
1, 10 times, last vs. Elon (Nov. 21, 2012)

STEALS
2, five times, last vs. Presby. (Dec. 13, 2011)

MINUTES PLAYED
33, at Furman (Dec. 22, 2010)

RICHARDSON'S SEASON HIGHS

POINTS
10, vs. Morgan State (Nov. 16, 2012)

FIELD GOALS
4 vs. Morgan State (Nov. 16, 2012)

FIELD GOAL ATTEMPTS
12, vs. Elon (Nov. 21, 2012)

3-POINT FIELD GOALS
2, vs. Morgan State (Nov. 16, 2012)

3-POINT FIELD GOAL ATTEMPTS
6, vs. Elon (Nov. 21, 2012)

FREE THROWS
3, vs. Rider (Nov. 19, 2012)

FREE THROW ATTEMPTS
3, vs. Rider (Nov. 19, 2012)

REBOUNDS
8, vs. Elon (Nov. 21, 2012)

ASSISTS
6, vs. Rider (Nov. 19, 2012)

BLOCKS
1, 3 times, last vs. Elon (Nov. 21, 2012)

STEALS
1, twice, last vs. Elon (Nov. 21, 2012)

MINUTES PLAYED
30, vs. Elon (Nov. 21, 2012)

2012-13

Opponent	Date	GS	Min	FG-FGA	Pct	3FG-FGA	Pct	FT-FTA	Pct	Off	Def	Tot	Avg	PF	FO	A	TO	Blk	Stl	Pts	Avg
MILWAUKEE	11/11/12	20	3-3	1.000	0-0	.000	0-0	.000	0	0	0	0.0	3	0	2	3	1	1	6	6.0	
MORGAN STATE	11/16/12	20	4-6	.778	2-3	.667	0-0	.000	1	2	3	1.5	4	0	1	1	0	0	10	8.0	
RIDER	11/19/12	27	2-5	.643	1-3	.500	3-3	1.000	3	1	4	2.3	0	0	6	2	1	0	8	8.0	
ELON	11/21/12	30	2-12	.423	1-6	.333	2-2	1.000	2	6	8	3.8	3	0	4	4	1	1	7	7.8	
vs. Missouri State	11/24/12																				
vs. TBA	11/25/12																				
at St. John's	11/29/12																				
CLEMSON	12/2/12																				
JACKSONVILLE ST	12/7/12																				
APPALACHIAN ST	12/19/12																				
vs. Manhattan	12/22/12																				
PRESBYTERIAN	12/29/12																				
SC STATE	1/5/13																				
at Miss State	1/9/13																				
AUBURN	1/12/13																				
at LSU	1/16/13																				
VANDERBILT	1/19/13																				
at Missouri	1/22/13																				
ARKANSAS	1/26/13																				
at Florida	1/30/13																				
GEORGIA	2/2/13																				
at Kentucky	2/5/13																				
TENNESSEE	2/10/13																				
LSU	2/14/13																				
at Alabama	2/16/13																				
OLE MISS	2/20/13																				
at Georgia	2/23/13																				
MISSOURI	2/28/13																				
at Texas A&M	3/2/13																				
MISS STATE	3/6/13																				
at Vanderbilt	3/9/13																				

SEASON NOTES

Scored six points on a perfect 3-of-3 shooting from the field in the season opener vs. Milwaukee (Nov. 11) ... High scorer off the bench with 10 points on 4-of-6 shooting from the field vs. Morgan State (Nov. 16) ... Dished a career high six assists and scored eight points in 27 minutes off the bench vs. Rider (Nov. 19) ... Posted another team best with four assists vs. Elon (Nov. 21), while collecting a career high eight rebounds ...

CAREER STATISTICS

Season	GP-GS	Min	Avg	FG	FGA	Pct	3FG	3FGA	Pct	FT	FTA	Pct	Off	Def	Tot	Avg	PF	FO	Ast	TO	Blk	Stl	Pts	Avg
2010-11	30-24	582	19.4	53	158	.335	41	122	.336	30	44	.682	5	43	48	1.6	57	1	16	29	6	20	177	5.9
2011-12	25-2	307	12.3	29	97	.299	14	60	.233	7	11	.636	8	17	25	1.0	30	0	10	15	1	6	79	3.2
2012-13	4-0	96	24.0	11	26	.423	4	12	.333	5	5	1.000	6	9	15	3.8	10	0	13	10	3	2	31	7.8
Totals	59-26	985	16.7	93	281	.331	59	194	.304	42	60	.700	19	69	88	1.5	97	1	39	54	10	28	287	4.9

CAREER SEC STATISTICS

Season	GP-GS	Min	Avg	FG	FGA	Pct	3FG	3FGA	Pct	FT	FTA	Pct	Off	Def	Tot	Avg	PF	FO	Ast	TO	Blk	Stl	Pts	Avg
2011	16-11	258	16.1	19	68	.276	16	50	.320	10	18	.556	4	18	22	1.4	31	1	3	15	3	11	64	4.0
2012	10-2	92	9.2	8	27	.296	5	17	.294	5	8	.625	2	3	5	0.5	12	0	1	3	0	1	26	2.6
Totals	26-13	350	13.5	27	95	.284	21	67	.313	15	26	.576	6	21	27	1.0	43	1	4	18	3	12	90	3.5



#33 - RJ SLAWSON

JUNIOR | FORWARD | 6'8" | 220 | 2 LETTERS
CHARLESTON, S.C./FORT DORCHESTER

SLAWSON'S CAREER HIGHS

POINTS
13, vs. North Carolina (Nov. 25, 2011)

FIELD GOALS
6, vs. North Carolina (Nov. 25, 2011)

FIELD GOAL ATTEMPTS
10, vs. North Carolina (Nov. 25, 2011)

3-POINT FIELD GOALS
2, 4 times, last vs. SC State (Jan. 3, 2012)

3-POINT FIELD GOAL ATTEMPTS
4, vs. SC State (Jan. 3, 2012)

FREE THROWS
4, 3 times, last vs. Providence (Dec. 1, 2011)

FREE THROW ATTEMPTS
6, vs. Tenn. State (Nov. 20, 2011)

REBOUNDS
14, vs. North Carolina (Nov. 25, 2011)

ASSISTS
3, twice, last vs. Rider (Nov. 19, 2012)

BLOCKS
4, vs. North Carolina (Nov. 25, 2011)

STEALS
3, vs. SC State (Jan. 3, 2012)

MINUTES PLAYED
31, vs. North Carolina (Nov. 25, 2011)

SLAWSON'S SEASON HIGHS

POINTS
10, vs. Morgan State (Nov. 16, 2012)

FIELD GOALS
4, vs. Morgan State (Nov. 16, 2012)

FIELD GOAL ATTEMPTS
7, vs. Morgan State (Nov. 16, 2012)

3-POINT FIELD GOALS
-

3-POINT FIELD GOAL ATTEMPTS
1, vs. Rider (Nov. 19, 2012)

FREE THROWS
3, vs. Elon (Nov. 21, 2012)

FREE THROW ATTEMPTS
4, vs. Elon (Nov. 21, 2012)

REBOUNDS
8, vs. Elon (Nov. 21, 2012)

ASSISTS
3, vs. Rider (Nov. 19, 2012)

BLOCKS
1, twice, last vs. Elon (Nov. 21, 2012)

STEALS
1, twice, last vs. Elon (Nov. 21, 2012)

MINUTES PLAYED
26, vs. Morgan State (Nov. 16, 2012)

2012-13

Opponent	Date	GS	Min	FG-FGA	Pct	3FG-FGA	Pct	FT-FTA	Pct	Off	Def	Tot	Avg	PF	FO	A	TO	Blk	Stl	Pts	Avg	
MILWAUKEE	11/11/12	*	14	0-1	.000	0-0	.000	0-0	.000	0	2	2	2.0	1	0	0	0	0	0	0	0	0.0
MORGAN STATE	11/16/12	*	26	4-7	.500	0-0	.000	2-2	1.000	6	1	7	4.5	5	1	2	3	1	1	10	5.0	
RIDER	11/19/12	*	19	0-3	.364	0-1	.000	2-2	1.000	2	1	3	4.0	4	0	3	2	0	0	2	4.0	
ELON	11/21/12	*	24	2-4	.400	0-0	.000	3-4	.875	4	4	8	5.0	4	0	1	2	1	1	7	4.8	
vs. Missouri State	11/24/12																					
vs. TBA	11/25/12																					
at St. John's	11/29/12																					
CLEMSON	12/2/12																					
JACKSONVILLE ST	12/7/12																					
APPALACHIAN ST	12/19/12																					
vs. Manhattan	12/22/12																					
PRESBYTERIAN	12/29/12																					
SC STATE	1/5/13																					
at Miss State	1/9/13																					
AUBURN	1/12/13																					
at LSU	1/16/13																					
VANDERBILT	1/19/13																					
at Missouri	1/22/13																					
ARKANSAS	1/26/13																					
at Florida	1/30/13																					
GEORGIA	2/2/13																					
at Kentucky	2/5/13																					
TENNESSEE	2/10/13																					
LSU	2/14/13																					
at Alabama	2/16/13																					
OLE MISS	2/20/13																					
at Georgia	2/23/13																					
MISSOURI	2/28/13																					
at Texas A&M	3/2/13																					
MISS STATE	3/6/13																					
at Vanderbilt	3/9/13																					

SEASON NOTES

Earned the start in season opener vs. Milwaukee (Nov. 11), pulled down just two rebounds in 14 minutes ... Posted 10 points and seven rebounds, including six on the offensive glass, vs. Morgan State (Nov. 16) ... Matched career high with three assists vs. Rider (Nov. 19) ... Collected a season high eight rebounds vs. Elon (Nov. 21) ...

CAREER STATISTICS

Season	GP-GS	Min	Avg	FG	FGA	Pct	3FG	3FGA	Pct	FT	FTA	Pct	Off	Def	Tot	Avg	PF	FO	Ast	TO	Blk	Stl	Pts	Avg
2010-11	28-0	252	9.0	24	58	.414	6	19	.316	9	11	.818	22	37	59	2.1	40	1	4	14	5	7	63	2.3
2011-12	31-5	553	17.8	52	119	.437	11	41	.268	23	37	.622	50	73	123	4.0	81	1	18	31	20	23	138	4.5
2012-13	4-4	83	20.8	6	15	.400	0	1	.000	7	8	.875	12	8	20	5.0	14	1	6	7	2	2	19	4.8
Totals	63-9	888	14.1	82	192	.427	17	61	.279	39	56	.696	84	118	202	3.2	135	3	28	52	27	32	220	3.5

CAREER SEC STATISTICS

Season	GP-GS	Min	Avg	FG	FGA	Pct	3FG	3FGA	Pct	FT	FTA	Pct	Off	Def	Tot	Avg	PF	FO	Ast	TO	Blk	Stl	Pts	Avg
2011	15-0	153	10.2	11	32	.344	4	11	.364	4	4	1.000	11	20	31	2.1	27	1	0	4	2	4	30	2.0
2012	16-5	256	16.0	19	46	.413	3	17	.176	9	14	.643	23	27	50	3.1	40	0	7	16	5	10	50	3.1
Totals	31-5	409	13.2	30	78	.384	7	28	.250	13	18	.722	34	47	81	2.6	67	1	7	20	7	14	80	2.6



#5 - ERIC SMITH

JUNIOR | GUARD | 5'11" | 205 | 2 LETTERS
MULLINS, S.C./CHRIST SCHOOL

SMITH'S CAREER HIGHS

POINTS
18, vs. Tenn. State (Nov. 20, 2011)

FIELD GOALS
6, twice, last vs. Providence (Dec. 1, 2011)

FIELD GOAL ATTEMPTS
13, vs. Providence (Dec. 1, 2011)

3-POINT FIELD GOALS
5, vs. Tenn. State (Nov. 20, 2011)

3-POINT FIELD GOAL ATTEMPTS
8, vs. Providence (Dec. 1, 2011)

FREE THROWS
6, vs. Morgan State (Nov. 16, 2012)

FREE THROW ATTEMPTS
9, vs. Morgan State (Nov. 16, 2012)

REBOUNDS
3, 7 times, last at Kentucky (Jan. 7, 2012)

ASSISTS
7, vs. Ole Miss (Feb. 22, 2011)

BLOCKS
1, vs. Milwaukee (Nov. 12, 2012)

STEALS
2, 5 times, last vs. SE Louis. (Dec. 21, 2011)

MINUTES PLAYED
38, vs. Milwaukee (Nov. 11, 2012)

SMITH'S SEASON HIGHS

POINTS
17, vs. Morgan State (Nov. 16, 2012)

FIELD GOALS
5, vs. Morgan State (Nov. 16, 2012)

FIELD GOAL ATTEMPTS
9, vs. Morgan State (Nov. 16, 2012)

3-POINT FIELD GOALS
1, twice, last vs. Elon (Nov. 21, 2012)

3-POINT FIELD GOAL ATTEMPTS
3, twice, last vs. Rider (Nov. 19, 2012)

FREE THROWS
6, vs. Morgan State (Nov. 16, 2012)

FREE THROW ATTEMPTS
9, vs. Morgan State (Nov. 16, 2012)

REBOUNDS
2, twice, last vs. Rider (Nov. 19, 2012)

ASSISTS
4, vs. Milwaukee (Nov. 11, 2012)

BLOCKS
1, vs. Milwaukee (Nov. 11, 2012)

STEALS
1, 3 times, last vs. Elon (Nov. 21, 2012)

MINUTES PLAYED
38, vs. Milwaukee (Nov. 11, 2012)

2012-13

Opponent	Date	GS	Min	FG-FGA	Pct	3FG-FGA	Pct	FT-FTA	Pct	Off	Def	Tot	Avg	PF	FO	A	TO	Blk	Stl	Pts	Avg
MILWAUKEE	11/11/12	*	38	2-9	.222	0-1	.000	2-2	1.000	0	1	1	1.0	1	0	4	4	1	1	6	6.0
MORGAN STATE	11/16/12	*	25	5-9	.389	1-3	.250	6-9	.727	0	2	2	1.5	1	0	0	3	0	0	17	11.5
RIDER	11/19/12	*	23	2-6	.375	0-3	.143	2-4	.667	1	1	2	1.7	4	0	3	1	0	1	6	9.7
ELON	11/21/12	*	20	1-5	.345	1-1	.250	0-0	.667	0	1	1	1.5	2	0	1	2	0	1	3	8.0
vs. Missouri State	11/24/12																				
vs. TBA	11/25/12																				
at St. John's	11/29/12																				
CLEMSON	12/2/12																				
JACKSONVILLE ST	12/7/12																				
APPALACHIAN ST	12/19/12																				
vs. Manhattan	12/22/12																				
PRESBYTERIAN	12/29/12																				
SC STATE	1/5/13																				
at Miss State	1/9/13																				
AUBURN	1/12/13																				
at LSU	1/16/13																				
VANDERBILT	1/19/13																				
at Missouri	1/22/13																				
ARKANSAS	1/26/13																				
at Florida	1/30/13																				
GEORGIA	2/2/13																				
at Kentucky	2/5/13																				
TENNESSEE	2/10/13																				
LSU	2/14/13																				
at Alabama	2/16/13																				
OLE MISS	2/20/13																				
at Georgia	2/23/13																				
MISSOURI	2/28/13																				
at Texas A&M	3/2/13																				
MISS STATE	3/6/13																				
at Vanderbilt	3/9/13																				

SEASON NOTES

Solid in season opener vs. Milwaukee (Nov. 11), posting six points and four assists ... Was just one point shy of matching career high with 17 vs. Morgan State (Nov. 16) ... Set career highs with six made free throws and nine attempts vs. the Bears ... Was in foul trouble, but posted three assists and six points vs. Rider (Nov. 19) ... Posted an assist and steal, with three points vs. Elon (Nov. 21) ...

CAREER STATISTICS

Season	GP-GS	Min	Avg	FG	FGA	Pct	3FG	3FGA	Pct	FT	FTA	Pct	Off	Def	Tot	Avg	PF	FO	Ast	TO	Blk	Stl	Pts	Avg
2010-11	28-0	371	13.3	20	66	.303	8	35	.229	20	32	.625	6	16	22	0.8	29	0	42	25	0	6	68	2.4
2011-12	28-13	399	14.3	42	102	.412	20	50	.400	11	18	.611	3	23	26	0.9	27	1	33	36	0	11	115	4.1
2012-13	4-4	106	26.5	10	29	.345	2	8	.250	10	15	.667	1	5	6	1.5	8	0	8	10	1	3	32	8.0
Totals	60-17	876	14.6	72	197	.365	30	93	.323	41	65	.631	10	44	54	0.9	64	1	83	71	1	20	215	3.6

CAREER SEC STATISTICS

Season	GP-GS	Min	Avg	FG	FGA	Pct	3FG	3FGA	Pct	FT	FTA	Pct	Off	Def	Tot	Avg	PF	FO	Ast	TO	Blk	Stl	Pts	Avg
2011	16-0	260	16.3	15	49	.306	6	24	.250	13	17	.765	6	7	13	0.8	18	0	23	15	0	4	49	3.1
2012	13-2	103	7.9	6	26	.231	2	9	.222	6	6	1.000	0	9	9	0.7	4	0	8	8	0	3	20	1.5
Totals	29-2	363	12.5	21	75	.280	8	33	.242	19	23	.826	6	16	22	0.8	22	0	31	23	0	7	69	2.4



#1 - BRENTON WILLIAMS

JUNIOR | GUARD | 5'11" | 175 | 1 LETTER
 KISSIMMEE, FLA./OSCEOLA/SANTA FE COLLEGE

WILLIAMS' CAREER HIGHS

- POINTS**
22, vs. Rider (Nov. 19, 2012)
- FIELD GOALS**
7, vs. Rider (Nov. 19, 2012)
- FIELD GOAL ATTEMPTS**
13, vs. Morgan State (Nov. 16, 2012)
- 3-POINT FIELD GOALS**
5, vs. Rider (Nov. 19, 2012)
- 3-POINT FIELD GOAL ATTEMPTS**
8, vs. Rider (Nov. 19, 2012)
- FREE THROWS**
8, twice, last vs. Milwaukee (Nov. 11, 2012)
- FREE THROW ATTEMPTS**
8, twice, last vs. Milwaukee (Nov. 11, 2012)
- REBOUNDS**
4, twice, last vs. Rider (Nov. 19, 2012)
- ASSISTS**
4, vs. Rider (Nov. 19, 2012)
- BLOCKS**
1, 4 times, last vs. Elon (Nov. 21, 2012)
- STEALS**
5, vs. Western Carolina (Nov. 11, 2011)
- MINUTES PLAYED**
38, vs. Rider (Nov. 19, 2012)

WILLIAMS' SEASON HIGHS

- POINTS**
22, vs. Rider (Nov. 19, 2012)
- FIELD GOALS**
7, vs. Rider (Nov. 19, 2012)
- FIELD GOAL ATTEMPTS**
13, vs. Morgan State (Nov. 16, 2012)
- 3-POINT FIELD GOALS**
5, vs. Rider (Nov. 19, 2012)
- 3-POINT FIELD GOAL ATTEMPTS**
8, vs. Rider (Nov. 19, 2012)
- FREE THROWS**
8, vs. Milwaukee (Nov. 11, 2012)
- FREE THROW ATTEMPTS**
8, vs. Milwaukee (Nov. 11, 2012)
- REBOUNDS**
4, vs. Rider (Nov. 19, 2012)
- ASSISTS**
4, vs. Rider (Nov. 19, 2012)
- BLOCKS**
1, twice, last vs. Elon (Nov. 21, 2012)
- STEALS**
1, twice, last vs. Elon (Nov. 21, 2012)
- MINUTES PLAYED**
38, vs. Rider (Nov. 19, 2012)

2012-13

Opponent	Date	GS	Min	FG-FGA	Pct	3FG-FGA	Pct	FT-FTA	Pct	Off	Def	Tot	Avg	Pf	FO	A	TO	Blk	Stl	Pts	Avg
MILWAUKEE	11/11/12	13	3-6	.500	0-2	.000	8-8	1.000	0	1	1	1.0	3	0	0	4	0	1	14	14.0	
MORGAN STATE	11/16/12	*	27	5-13	.421	1-4	.167	3-3	1.000	0	3	3	2.0	0	0	2	3	0	0	14	14.0
RIDER	11/19/12	*	38	7-12	.484	5-8	.429	3-3	1.000	0	4	4	2.7	3	0	4	0	1	0	22	16.7
ELON	11/21/12	*	24	2-6	.459	1-3	.412	4-6	.900	1	2	3	2.8	2	0	0	4	1	1	9	14.8
vs. Missouri State	11/24/12																				
vs. TBA	11/25/12																				
at St. John's	11/29/12																				
CLEMSON	12/2/12																				
JACKSONVILLE ST	12/7/12																				
APPALACHIAN ST	12/19/12																				
vs. Manhattan	12/22/12																				
PRESBYTERIAN	12/29/12																				
SC STATE	1/5/13																				
at Miss State	1/9/13																				
AUBURN	1/12/13																				
at LSU	1/16/13																				
VANDERBILT	1/19/13																				
at Missouri	1/22/13																				
ARKANSAS	1/26/13																				
at Florida	1/30/13																				
GEORGIA	2/2/13																				
at Kentucky	2/5/13																				
TENNESSEE	2/10/13																				
LSU	2/14/13																				
at Alabama	2/16/13																				
OLE MISS	2/20/13																				
at Georgia	2/23/13																				
MISSOURI	2/28/13																				
at Texas A&M	3/2/13																				
MISS STATE	3/6/13																				
at Vanderbilt	3/9/13																				

SEASON NOTES

Instrumental in season opener win vs. Milwaukee (Nov. 11), scored 14 points, including 12 during overtime to secure the win; was a perfect 8-of-8 from the free throw line in overtime ... Earned first-career start vs. Morgan State (Nov. 16), posting 14 points and matching career best with two assists ... Career night vs. Rider (Nov. 19), posting all-time highs in points (22), made 3-point baskets (5), 3-point attempts (8) and minutes played (38) ... Scored nine points, all in the second half, vs. Elon (Nov. 21) ...

CAREER STATISTICS

Season	GP-GS	Min	Avg	FG	FGA	Pct	3FG	3FGA	Pct	FT	FTA	Pct	Off	Def	Tot	Avg	Pf	FO	Ast	TO	Blk	Stl	Pts	Avg
2011-12	23-0	323	14.0	46	117	.393	26	66	.394	23	28	.821	4	15	19	0.8	27	1	13	19	2	15	141	6.1
2012-13	4-3	102	25.5	17	37	.459	7	17	.412	18	20	.900	1	10	11	2.8	8	0	6	11	2	2	59	14.8
Totals	27-3	425	15.7	63	154	.409	33	83	.398	41	48	.854	5	25	30	1.1	35	1	19	30	4	17	200	7.4

CAREER SEC STATISTICS

Season	GP-GS	Min	Avg	FG	FGA	Pct	3FG	3FGA	Pct	FT	FTA	Pct	Off	Def	Tot	Avg	Pf	FO	Ast	TO	Blk	Stl	Pts	Avg
2012	15-0	230	15.3	32	83	.386	20	50	.400	11	14	.786	4	12	16	1.1	20	1	7	10	2	7	95	6.3



#45 - CARLTON GEATHERS

R-SO. | FORWARD | 6'10" | 255 | 1 LETTER
 GEORGETOWN, S.C./CARVERS BAY

GEATHERS' CAREER HIGHS

POINTS
 4, 3 times, last vs. SC State (Jan. 3, 2012)

FIELD GOALS
 2, twice, last vs. SC State (Jan. 3, 2012)

FIELD GOAL ATTEMPTS
 4, vs. Western Carolina (Nov. 11, 2011)

3-POINT FIELD GOALS
 -

3-POINT FIELD GOAL ATTEMPTS
 -

FREE THROWS
 2, 3 times, last at Tennessee (Feb. 8, 2012)

FREE THROW ATTEMPTS
 2, 6 times, last at Georgia (March 3, 2012)

REBOUNDS
 6, vs. Western Carolina (Nov. 11, 2011)

ASSISTS
 1, vs. SC State (Jan. 3, 2012)

BLOCKS
 3, 3 times, last at Georgia (March 3, 2012)

STEALS
 2, vs. Vanderbilt (Jan. 10, 2012)

MINUTES PLAYED
 21, vs. Tennessee (Feb. 25, 2012)

GEATHERS' SEASON HIGHS

POINTS
 -

FIELD GOALS
 -

FIELD GOAL ATTEMPTS
 -

3-POINT FIELD GOALS
 -

3-POINT FIELD GOAL ATTEMPTS
 -

FREE THROWS
 -

FREE THROW ATTEMPTS
 -

REBOUNDS
 -

ASSISTS
 -

BLOCKS
 -

STEALS
 -

MINUTES PLAYED
 -

2012-13

Opponent	Date	GS	Min	FG-FGA	Pct	3FG-FGA	Pct	FT-FTA	Pct	Off	Def	Tot	Avg	Pf	FO	A	TO	Blk	Stl	Pts	Avg	
MILWAUKEE	11/11/12	-	-	-	-	-	-	DNP - injured	-	-	-	-	-	-	-	-	-	-	-	-	-	-
MORGAN STATE	11/16/12	-	-	-	-	-	-	DNP - injured	-	-	-	-	-	-	-	-	-	-	-	-	-	-
RIDER	11/19/12	-	-	-	-	-	-	DNP - injured	-	-	-	-	-	-	-	-	-	-	-	-	-	-
ELON	11/21/12	-	-	-	-	-	-	DNP - injured	-	-	-	-	-	-	-	-	-	-	-	-	-	-
vs. Missouri State	11/24/12	-	-	-	-	-	-	-	-	-	-	-	-	-	-	-	-	-	-	-	-	-
vs. TBA	11/25/12	-	-	-	-	-	-	-	-	-	-	-	-	-	-	-	-	-	-	-	-	-
at St. John's	11/29/12	-	-	-	-	-	-	-	-	-	-	-	-	-	-	-	-	-	-	-	-	-
CLEMSON	12/2/12	-	-	-	-	-	-	-	-	-	-	-	-	-	-	-	-	-	-	-	-	-
JACKSONVILLE ST	12/7/12	-	-	-	-	-	-	-	-	-	-	-	-	-	-	-	-	-	-	-	-	-
APPALACHIAN ST	12/19/12	-	-	-	-	-	-	-	-	-	-	-	-	-	-	-	-	-	-	-	-	-
vs. Manhattan	12/22/12	-	-	-	-	-	-	-	-	-	-	-	-	-	-	-	-	-	-	-	-	-
PRESBYTERIAN	12/29/12	-	-	-	-	-	-	-	-	-	-	-	-	-	-	-	-	-	-	-	-	-
SC STATE	1/5/13	-	-	-	-	-	-	-	-	-	-	-	-	-	-	-	-	-	-	-	-	-
at Miss State	1/9/13	-	-	-	-	-	-	-	-	-	-	-	-	-	-	-	-	-	-	-	-	-
AUBURN	1/12/13	-	-	-	-	-	-	-	-	-	-	-	-	-	-	-	-	-	-	-	-	-
at LSU	1/16/13	-	-	-	-	-	-	-	-	-	-	-	-	-	-	-	-	-	-	-	-	-
VANDERBILT	1/19/13	-	-	-	-	-	-	-	-	-	-	-	-	-	-	-	-	-	-	-	-	-
at Missouri	1/22/13	-	-	-	-	-	-	-	-	-	-	-	-	-	-	-	-	-	-	-	-	-
ARKANSAS	1/26/13	-	-	-	-	-	-	-	-	-	-	-	-	-	-	-	-	-	-	-	-	-
at Florida	1/30/13	-	-	-	-	-	-	-	-	-	-	-	-	-	-	-	-	-	-	-	-	-
GEORGIA	2/2/13	-	-	-	-	-	-	-	-	-	-	-	-	-	-	-	-	-	-	-	-	-
at Kentucky	2/5/13	-	-	-	-	-	-	-	-	-	-	-	-	-	-	-	-	-	-	-	-	-
TENNESSEE	2/10/13	-	-	-	-	-	-	-	-	-	-	-	-	-	-	-	-	-	-	-	-	-
LSU	2/14/13	-	-	-	-	-	-	-	-	-	-	-	-	-	-	-	-	-	-	-	-	-
at Alabama	2/16/13	-	-	-	-	-	-	-	-	-	-	-	-	-	-	-	-	-	-	-	-	-
OLE MISS	2/20/13	-	-	-	-	-	-	-	-	-	-	-	-	-	-	-	-	-	-	-	-	-
at Georgia	2/23/13	-	-	-	-	-	-	-	-	-	-	-	-	-	-	-	-	-	-	-	-	-
MISSOURI	2/28/13	-	-	-	-	-	-	-	-	-	-	-	-	-	-	-	-	-	-	-	-	-
at Texas A&M	3/2/13	-	-	-	-	-	-	-	-	-	-	-	-	-	-	-	-	-	-	-	-	-
MISS STATE	3/6/13	-	-	-	-	-	-	-	-	-	-	-	-	-	-	-	-	-	-	-	-	-
at Vanderbilt	3/9/13	-	-	-	-	-	-	-	-	-	-	-	-	-	-	-	-	-	-	-	-	-

SEASON NOTES

Out indefinitely after fracturing knee cap during the summer.

CAREER STATISTICS

Season	GP-GS	Min	Avg	FG	FGA	Pct	3FG	3FGA	Pct	FT	FTA	Pct	Off	Def	Tot	Avg	Pf	FO	Ast	TO	Blk	Stl	Pts	Avg
2011-12	28-1	219	7.8	10	23	.435	0	0	.000	8	12	.667	15	28	43	1.5	24	0	1	7	17	6	28	1.0
2012-13																								
Totals																								

CAREER SEC STATISTICS

Season	GP-GS	Min	Avg	FG	FGA	Pct	3FG	3FGA	Pct	FT	FTA	Pct	Off	Def	Tot	Avg	Pf	FO	Ast	TO	Blk	Stl	Pts	Avg
2012	13-1	98	7.5	2	7	.286	0	0	.000	5	8	.625	6	7	13	1.0	8	0	0	3	7	5	9	0.7



#32 - DAMIEN LEONARD

SOPHOMORE | GUARD | 6'4" | 190 | 1 LETTER
GREENVILLE. S.C./J.L. MANN

LEONARD'S CAREER HIGHS

POINTS
19, vs. Kentucky (Feb. 4, 2012)

FIELD GOALS
7, vs. Kentucky (Feb. 4, 2012)

FIELD GOAL ATTEMPTS
17, vs. Elon (Nov. 15, 2011)

3-POINT FIELD GOALS
5, vs. North Carolina (Nov. 25, 2011)

3-POINT FIELD GOAL ATTEMPTS
11, twice, last vs. N. Carolina (Nov. 25, 2011)

FREE THROWS
2, 5 times, last at Kentucky (Jan. 7, 2012)

FREE THROW ATTEMPTS
4, vs. Tenn. State (Nov. 20, 2011)

REBOUNDS
4, vs. Tennessee (Feb. 25, 2012)

ASSISTS
3, at Ole Miss (Jan. 28, 2012)

BLOCKS
1, 4 times, last vs. Rider (Nov. 19, 2012)

STEALS
2, twice, last vs. Tenn. State (Nov. 20, 2011)

MINUTES PLAYED
37, vs. Alabama (March 8, 2012)

LEONARD'S SEASON HIGHS

POINTS
6, 3 times, last vs. Elon (Nov. 21, 2012)

FIELD GOALS
3, vs. Morgan State (Nov. 16, 2012)

FIELD GOAL ATTEMPTS
6, twice, last vs. Elon (Nov. 21, 2012)

3-POINT FIELD GOALS
2, twice, last vs. Elon (Nov. 21, 2012)

3-POINT FIELD GOAL ATTEMPTS
5, twice, last vs. Elon (Nov. 21, 2012)

FREE THROWS
-

FREE THROW ATTEMPTS
-

REBOUNDS
2, twice, last vs. Elon (Nov. 21, 2012)

ASSISTS
2, vs. Rider (Nov. 19, 2012)

BLOCKS
1, vs. Morgan State (Nov. 16, 2012)

STEALS
1, vs. Rider (Nov. 19, 2012)

MINUTES PLAYED
19, vs. Elon (Nov. 21, 2012)

2012-13

Opponent	Date	GS	Min	FG-FGA	Pct	3FG-FGA	Pct	FT-FTA	Pct	Off	Def	Tot	Avg	PF	FO	A	TO	Blk	Stl	Pts	Avg
MILWAUKEE	11/11/12	5	0-1	.000	0-1	.000	0-0	.000	1	0	1	1.0	1	0	0	0	0	0	0	0	0.0
MORGAN STATE	11/16/12	17	3-3	.750	0-0	.000	0-0	.000	0	2	2	1.5	1	0	0	2	1	0	6	3.0	
RIDER	11/19/12	7	2-6	.500	2-5	.333	0-0	.000	0	0	0	1.0	1	0	2	4	0	1	6	4.0	
ELON	11/21/12	19	2-6	.438	2-5	.364	0-0	.000	1	1	2	1.3	0	0	0	1	0	0	6	4.5	
vs. Missouri State	11/24/12																				
vs. TBA	11/25/12																				
at St. John's	11/29/12																				
CLEMSON	12/2/12																				
JACKSONVILLE ST	12/7/12																				
APPALACHIAN ST	12/19/12																				
vs. Manhattan	12/22/12																				
PRESBYTERIAN	12/29/12																				
SC STATE	1/5/13																				
at Miss State	1/9/13																				
AUBURN	1/12/13																				
at LSU	1/16/13																				
VANDERBILT	1/19/13																				
at Missouri	1/22/13																				
ARKANSAS	1/26/13																				
at Florida	1/30/13																				
GEORGIA	2/2/13																				
at Kentucky	2/5/13																				
TENNESSEE	2/10/13																				
LSU	2/14/13																				
at Alabama	2/16/13																				
OLE MISS	2/20/13																				
at Georgia	2/23/13																				
MISSOURI	2/28/13																				
at Texas A&M	3/2/13																				
MISS STATE	3/6/13																				
at Vanderbilt	3/9/13																				

SEASON NOTES

Saw action in the season opener vs. Milwaukee (Nov. 11), but continues to recover from surgery on a broken nose ... Scored six points on a perfect 3-of-3 shooting from the floor vs. Morgan State (Nov. 16) ... Posted six points and two assists vs. Rider (Nov. 19) ... Scored six points on two made 3s vs. Elon (Nov. 21) ...

CAREER STATISTICS

Season	GP-GS	Min	Avg	FG	FGA	Pct	3FG	3FGA	Pct	FT	FTA	Pct	Off	Def	Tot	Avg	PF	FO	Ast	TO	Blk	Stl	Pts	Avg
2011-12	31-20	652	21.0	71	230	.309	54	171	.316	15	25	.600	11	31	42	1.4	45	0	14	36	2	14	211	6.8
2012-13	4-0	48	12.0	7	16	.438	4	11	.364	0	0	.000	2	3	5	1.3	3	0	2	7	1	1	18	4.5
Total	35-20	700	20.0	78	246	.317	58	182	.319	15	25	.600	13	34	47	1.3	48	0	16	43	3	15	229	6.5

CAREER SEC STATISTICS

Season	GP-GS	Min	Avg	FG	FGA	Pct	3FG	3FGA	Pct	FT	FTA	Pct	Off	Def	Tot	Avg	PF	FO	Ast	TO	Blk	Stl	Pts	Avg
2012	16-12	346	21.6	36	117	.308	25	85	.294	4	7	.571	5	15	20	1.3	22	0	7	14	1	7	101	6.3



#55 - SHANE PHILLIPS

SENIOR | GUARD | 5'10" | 170 | 1 LETTER
PITTSBURGH, PA./WHEELING CENTRAL (W.VA.)

PHILLIPS' CAREER HIGHS

POINTS
 1, vs. SC State (Jan. 3, 2012)
FIELD GOAL ATTEMPTS
 3, vs. SC State (Jan. 3, 2012)
3-POINT FIELD GOAL ATTEMPTS
 2, vs. SC State (Jan. 3, 2012)
FREE THROWS
 1, vs. SC State (Jan. 3, 2012)
FREE THROW ATTEMPTS
 2, vs. SC State (Jan. 3, 2012)
MINUTES PLAYED
 2, vs. SC State (Jan. 3, 2012)

PHILLIPS' SEASON HIGHS

POINTS
 -
FIELD GOALS
 -
FIELD GOAL ATTEMPTS
 -
3-POINT FIELD GOALS
 -
3-POINT FIELD GOAL ATTEMPTS
 -
FREE THROWS
 -
FREE THROW ATTEMPTS
 -
REBOUNDS
 -
ASSISTS
 -
BLOCKS
 -
STEALS
 -
MINUTES PLAYED
 1, vs. Morgan State (Nov. 16, 2012)

2012-13

Opponent	Date	GS	Min	FG-FGA	Pct	3FG-FGA	Pct	FT-FTA	Pct	Off	Def	Tot	Avg	PF	FO	A	TO	Blk	Stl	Pts	Avg	
MILWAUKEE	11/11/12	-	-	-	-	-	-	-	-	-	-	-	-	-	-	-	-	-	-	-	-	-
MORGAN STATE	11/16/12	1	0-0	.000	0-0	.000	0-0	.000	0	0	0	0.0	0	0	0	0	0	0	0	0	0.0	
RIDER	11/19/12	-	-	-	-	-	-	-	-	-	-	-	-	-	-	-	-	-	-	-	-	
ELON	11/21/12	-	-	-	-	-	-	-	-	-	-	-	-	-	-	-	-	-	-	-	-	
vs. Missouri State	11/24/12	-	-	-	-	-	-	-	-	-	-	-	-	-	-	-	-	-	-	-	-	
vs. TBA	11/25/12	-	-	-	-	-	-	-	-	-	-	-	-	-	-	-	-	-	-	-	-	
at St. John's	11/29/12	-	-	-	-	-	-	-	-	-	-	-	-	-	-	-	-	-	-	-	-	
CLEMSON	12/2/12	-	-	-	-	-	-	-	-	-	-	-	-	-	-	-	-	-	-	-	-	
JACKSONVILLE ST	12/7/12	-	-	-	-	-	-	-	-	-	-	-	-	-	-	-	-	-	-	-	-	
APPALACHIAN ST	12/19/12	-	-	-	-	-	-	-	-	-	-	-	-	-	-	-	-	-	-	-	-	
vs. Manhattan	12/22/12	-	-	-	-	-	-	-	-	-	-	-	-	-	-	-	-	-	-	-	-	
PRESBYTERIAN	12/29/12	-	-	-	-	-	-	-	-	-	-	-	-	-	-	-	-	-	-	-	-	
SC STATE	1/5/13	-	-	-	-	-	-	-	-	-	-	-	-	-	-	-	-	-	-	-	-	
at Miss State	1/9/13	-	-	-	-	-	-	-	-	-	-	-	-	-	-	-	-	-	-	-	-	
AUBURN	1/12/13	-	-	-	-	-	-	-	-	-	-	-	-	-	-	-	-	-	-	-	-	
at LSU	1/16/13	-	-	-	-	-	-	-	-	-	-	-	-	-	-	-	-	-	-	-	-	
VANDERBILT	1/19/13	-	-	-	-	-	-	-	-	-	-	-	-	-	-	-	-	-	-	-	-	
at Missouri	1/22/13	-	-	-	-	-	-	-	-	-	-	-	-	-	-	-	-	-	-	-	-	
ARKANSAS	1/26/13	-	-	-	-	-	-	-	-	-	-	-	-	-	-	-	-	-	-	-	-	
at Florida	1/30/13	-	-	-	-	-	-	-	-	-	-	-	-	-	-	-	-	-	-	-	-	
GEORGIA	2/2/13	-	-	-	-	-	-	-	-	-	-	-	-	-	-	-	-	-	-	-	-	
at Kentucky	2/5/13	-	-	-	-	-	-	-	-	-	-	-	-	-	-	-	-	-	-	-	-	
TENNESSEE	2/10/13	-	-	-	-	-	-	-	-	-	-	-	-	-	-	-	-	-	-	-	-	
LSU	2/14/13	-	-	-	-	-	-	-	-	-	-	-	-	-	-	-	-	-	-	-	-	
at Alabama	2/16/13	-	-	-	-	-	-	-	-	-	-	-	-	-	-	-	-	-	-	-	-	
OLE MISS	2/20/13	-	-	-	-	-	-	-	-	-	-	-	-	-	-	-	-	-	-	-	-	
at Georgia	2/23/13	-	-	-	-	-	-	-	-	-	-	-	-	-	-	-	-	-	-	-	-	
MISSOURI	2/28/13	-	-	-	-	-	-	-	-	-	-	-	-	-	-	-	-	-	-	-	-	
at Texas A&M	3/2/13	-	-	-	-	-	-	-	-	-	-	-	-	-	-	-	-	-	-	-	-	
MISS STATE	3/6/13	-	-	-	-	-	-	-	-	-	-	-	-	-	-	-	-	-	-	-	-	
at Vanderbilt	3/9/13	-	-	-	-	-	-	-	-	-	-	-	-	-	-	-	-	-	-	-	-	

SEASON NOTES

Did not see game action vs. Milwaukee (Nov. 11) ... Played one minute vs. Morgan State (Nov. 16) ...

CAREER STATISTICS

Season	GP-GS	Min	Avg	FG	FGA	Pct	3FG	3FGA	Pct	FT	FTA	Pct	Off	Def	Tot	Avg	PF	FO	Ast	TO	Blk	Stl	Pts	Avg
2011-12	1-0	2	2.0	0	3	.000	0	2	.000	1	2	.500	0	0	0	0.0	0	0	0	1	0	0	1	1.0
2012-13	1-0	1	1.0	0	0	.000	0	0	.000	0	0	.000	0	0	0	0.0	0	0	0	0	0	0	0	0.0
Totals	2-0	3	1.5	0	3	.000	0	2	.000	1	2	.500	0	0	0	0.0	0	0	0	1	0	0	1	0.5



#0 - LASHAY PAGE

SENIOR | GUARD | 6'2" | 195 | 2 LETTERS
DILLON, S.C./CHIPOLA JC/SOUTHERN MISS.

PAGE'S CAREER HIGHS

POINTS
30, at Colorado State (Nov. 19, 2011)*

FIELD GOALS
11, at Colorado State (Nov. 19, 2011)*

FIELD GOAL ATTEMPTS
18, vs. Milwaukee (Nov. 11, 2012)

3-POINT FIELD GOALS
8, at Colorado State (Nov. 19, 2011)*

3-POINT FIELD GOAL ATTEMPTS
11, three times, last vs. E. Carolina (Jan. 4, 2012)*

FREE THROWS
7, at McNeese State (Dec. 31, 2011)*

FREE THROW ATTEMPTS
7, twice, last vs. Milwaukee (Nov. 11, 2012)

REBOUNDS
10, vs. Memphis (Feb. 1, 2012)*

ASSISTS
3, at Rice (Jan. 12, 2011)*

BLOCKS
2, vs. Alcorn State (Dec. 1, 2010)*

STEALS
2, 5 times, last vs. Morgan State (Nov. 16, 2012)

MINUTES PLAYED
46 vs. Murray State (Nov. 26, 2011)*

* at Southern Mississippi

PAGE'S SEASON HIGHS

POINTS
20, vs. Morgan State (Nov. 16, 2012)

FIELD GOALS
7, vs. Milwaukee (Nov. 11, 2012)

FIELD GOAL ATTEMPTS
18, vs. Milwaukee (Nov. 11, 2012)

3-POINT FIELD GOALS
4, vs. Rider (Nov. 19, 2012)

3-POINT FIELD GOAL ATTEMPTS
6, 3 times, last vs. Rider (Nov. 19, 2012)

FREE THROWS
6, vs. Morgan State (Nov. 16, 2012)

FREE THROW ATTEMPTS
7, vs. Milwaukee (Nov. 11, 2012)

REBOUNDS
6, vs. Rider (Nov. 19, 2012)

ASSISTS
2, vs. Milwaukee (Nov. 11, 2012)

BLOCKS
-

STEALS
2, vs. Morgan State (Nov. 16, 2012)

MINUTES PLAYED
35, vs. Milwaukee (Nov. 11, 2012)

2012-13

Opponent	Date	GS	Min	FG-FGA	Pct	3FG-3FGA	Pct	FT-FTA	Pct	Off	Def	Tot	Avg	Pf	Fo	A	To	Blk	Stl	Pts	Avg
MILWAUKEE	11/11/12	*	35	7-18	.389	0-6	.000	5-7	.714	0	1	1	1.0	0	0	2	1	0	0	19	19.0
MORGAN STATE	11/16/12	*	30	6-13	.419	2-6	.167	6-6	.846	1	4	5	3.0	3	0	1	2	0	2	20	19.5
RIDER	11/19/12	*	22	4-9	.425	4-6	.333	0-0	.846	0	6	6	4.0	3	0	1	2	0	0	12	17.0
ELON	11/21/12	*	21	1-8	.375	1-4	.318	1-2	.800	1	2	3	3.8	3	0	1	3	0	1	4	13.8
vs. Missouri State	11/24/12																				
vs. TBA	11/25/12																				
at St. John's	11/29/12																				
CLEMSON	12/2/12																				
JACKSONVILLE ST	12/7/12																				
APPALACHIAN ST	12/19/12																				
vs. Manhattan	12/22/12																				
PRESBYTERIAN	12/29/12																				
SC STATE	1/5/13																				
at Miss State	1/9/13																				
AUBURN	1/12/13																				
at LSU	1/16/13																				
VANDERBILT	1/19/13																				
at Missouri	1/22/13																				
ARKANSAS	1/26/13																				
at Florida	1/30/13																				
GEORGIA	2/2/13																				
at Kentucky	2/5/13																				
TENNESSEE	2/10/13																				
LSU	2/14/13																				
at Alabama	2/16/13																				
OLE MISS	2/20/13																				
at Georgia	2/23/13																				
MISSOURI	2/28/13																				
at Texas A&M	3/2/13																				
MISS STATE	3/6/13																				
at Vanderbilt	3/9/13																				

SEASON NOTES

Scored a team high 19 points, while adding two assists in season opener vs. Milwaukee (Nov. 11); scored 17 points in the second half ... Leading scorer with 20 points in win vs. Morgan State (Nov. 16) ... A perfect 6-of-6 from the free throw line vs. the Bears ... Was in foul trouble early in the first half vs. Rider (Nov. 19), but came back to post 12 points on 4 made 3s ... Hit just 1-of-8 attempts from the floor vs. Elon (Nov 21), scoring four points ...

CAREER STATISTICS

Season	GP-GS	Min	Avg	FG	FGA	Pct	3FG	3FGA	Pct	FT	FTA	Pct	Off	Def	Tot	Avg	Pf	Fo	Ast	To	Blk	Stl	Pts	Avg
2010-11*	27-1	490	8.1	57	163	.350	33	97	.340	20	33	.606	3	53	56	2.1	36	1	18	23	3	10	167	6.2
2011-12*	33-32	1213	36.8	127	334	.380	75	213	.352	55	67	.821	20	91	111	3.4	63	1	25	36	2	18	384	11.6
2012-13	4-4	108	27.0	18	48	.375	7	22	.318	12	15	.800	2	13	15	3.8	9	0	5	8	0	3	55	13.8
Totals	64-37	1810	28.3	202	545	.370	115	332	.346	87	115	.756	25	157	182	2.8	108	2	48	67	5	31	606	9.4

* at Southern Mississippi



#24 - MICHAEL CARRERA

FRESHMAN | FORWARD | 6'5" | 212 | HS
ANZOÁTEGUI, VENEZUELA/MONTROSE CHRISTIAN

CARRERA'S SEASON HIGHS

POINTS

17, vs. Milwaukee (Nov. 11, 2012)

FIELD GOALS

6, vs. Milwaukee (Nov. 11, 2012)

FIELD GOAL ATTEMPTS

12, vs. Milwaukee (Nov. 11, 2012)

3-POINT FIELD GOALS

-

3-POINT FIELD GOAL ATTEMPTS

-

FREE THROWS

5, vs. Milwaukee (Nov. 11, 2012)

FREE THROW ATTEMPTS

5, vs. Milwaukee (Nov. 11, 2012)

REBOUNDS

15, vs. Milwaukee (Nov. 1, 2012)

ASSISTS

-

BLOCKS

3, vs. Milwaukee (Nov. 11, 2012)

STEALS

-

MINUTES PLAYED

29, vs. Milwaukee (Nov. 11, 2012)

2012-13

Opponent	Date	GS	Min	FG-FGA	Pct	3FG-FGA	Pct	FT-FTA	Pct	Off	Def	Tot	Avg	PF	FO	A	TO	Blk	Stl	Pts	Avg
MILWAUKEE	11/11/12	*	29	6-12	.500	0-0	.000	5-5	1.000	7	8	15	15.0	4	0	0	2	3	0	17	17.0
MORGAN STATE	11/16/12	-	-	-	-	-	-	DNP - concussion	-	-	-	-	-	-	-	-	-	-	-	-	-
RIDER	11/19/12	-	-	-	-	-	-	DNP - concussion	-	-	-	-	-	-	-	-	-	-	-	-	-
ELON	11/21/12	-	-	-	-	-	-	DNP - concussion	-	-	-	-	-	-	-	-	-	-	-	-	-
vs. Missouri State	11/24/12																				
vs. TBA	11/25/12																				
at St. John's	11/29/12																				
CLEMSON	12/2/12																				
JACKSONVILLE ST	12/7/12																				
APPALACHIAN ST	12/19/12																				
vs. Manhattan	12/22/12																				
PRESBYTERIAN	12/29/12																				
SC STATE	1/5/13																				
at Miss State	1/9/13																				
AUBURN	1/12/13																				
at LSU	1/16/13																				
VANDERBILT	1/19/13																				
at Missouri	1/22/13																				
ARKANSAS	1/26/13																				
at Florida	1/30/13																				
GEORGIA	2/2/13																				
at Kentucky	2/5/13																				
TENNESSEE	2/10/13																				
LSU	2/14/13																				
at Alabama	2/16/13																				
OLE MISS	2/20/13																				
at Georgia	2/23/13																				
MISSOURI	2/28/13																				
at Texas A&M	3/2/13																				
MISS STATE	3/6/13																				
at Vanderbilt	3/9/13																				

SEASON NOTES

Named the SEC Freshman of the Week on Nov. 12 after posting a double-double with 17 points and 15 rebounds in the season opener vs. Milwaukee (Nov. 11); also blocked a team high three shots ... Missed the Morgan State contest (Nov. 16) due to a concussion.

CAREER STATISTICS

Season	GP-GS	Min	Avg	FG	FGA	Pct	3FG	3FGA	Pct	FT	FTA	Pct	Off	Def	Tot	Avg	PF	FO	Ast	TO	Blk	Stl	Pts	Avg
2012-13	1-1	29	29.0	6	12	.500	0	0	.000	5	5	1.000	7	8	15	15.0	4	0	0	2	3	0	17	17.0



#14 - LAIMONAS CHATKEVICIUS

FRESHMAN | FORWARD | 6'11" | 255 | HS

KLAIPEDA, LITHUANIA/SOUTH KENT SCHOOL (CONN.)

CHATKEVICIUS' SEASON HIGHS

POINTS	-
FIELD GOALS	-
FIELD GOAL ATTEMPTS	-
3-POINT FIELD GOALS	-
3-POINT FIELD GOAL ATTEMPTS	-
FREE THROWS	-
FREE THROW ATTEMPTS	-
REBOUNDS	-
ASSISTS	-
BLOCKS	-
STEALS	-
MINUTES PLAYED	-

2012-13


Opponent	Date	GS	Min	FG-FGA	Pct	3FG-FGA	Pct	FT-FTA	Pct	Off	Def	Tot	Avg	PF	FO	A	TO	Blk	Stl	Pts	Avg	
MILWAUKEE	11/11/12	-	-	-	-	-	-	-	-	-	-	-	-	-	-	-	-	-	-	-	-	-
MORGAN STATE	11/16/12	-	-	-	-	-	-	-	-	-	-	-	-	-	-	-	-	-	-	-	-	-
RIDER	11/19/12	-	-	-	-	-	-	-	-	-	-	-	-	-	-	-	-	-	-	-	-	-
ELON	11/21/12	-	-	-	-	-	-	-	-	-	-	-	-	-	-	-	-	-	-	-	-	-
vs. Missouri State	11/24/12	-	-	-	-	-	-	-	-	-	-	-	-	-	-	-	-	-	-	-	-	-
vs. TBA	11/25/12	-	-	-	-	-	-	-	-	-	-	-	-	-	-	-	-	-	-	-	-	-
at St. John's	11/29/12	-	-	-	-	-	-	-	-	-	-	-	-	-	-	-	-	-	-	-	-	-
CLEMSON	12/2/12	-	-	-	-	-	-	-	-	-	-	-	-	-	-	-	-	-	-	-	-	-
JACKSONVILLE ST	12/7/12	-	-	-	-	-	-	-	-	-	-	-	-	-	-	-	-	-	-	-	-	-
APPALACHIAN ST	12/19/12	-	-	-	-	-	-	-	-	-	-	-	-	-	-	-	-	-	-	-	-	-
vs. Manhattan	12/22/12	-	-	-	-	-	-	-	-	-	-	-	-	-	-	-	-	-	-	-	-	-
PRESBYTERIAN	12/29/12	-	-	-	-	-	-	-	-	-	-	-	-	-	-	-	-	-	-	-	-	-
SC STATE	1/5/13	-	-	-	-	-	-	-	-	-	-	-	-	-	-	-	-	-	-	-	-	-
at Miss State	1/9/13	-	-	-	-	-	-	-	-	-	-	-	-	-	-	-	-	-	-	-	-	-
AUBURN	1/12/13	-	-	-	-	-	-	-	-	-	-	-	-	-	-	-	-	-	-	-	-	-
at LSU	1/16/13	-	-	-	-	-	-	-	-	-	-	-	-	-	-	-	-	-	-	-	-	-
VANDERBILT	1/19/13	-	-	-	-	-	-	-	-	-	-	-	-	-	-	-	-	-	-	-	-	-
at Missouri	1/22/13	-	-	-	-	-	-	-	-	-	-	-	-	-	-	-	-	-	-	-	-	-
ARKANSAS	1/26/13	-	-	-	-	-	-	-	-	-	-	-	-	-	-	-	-	-	-	-	-	-
at Florida	1/30/13	-	-	-	-	-	-	-	-	-	-	-	-	-	-	-	-	-	-	-	-	-
GEORGIA	2/2/13	-	-	-	-	-	-	-	-	-	-	-	-	-	-	-	-	-	-	-	-	-
at Kentucky	2/5/13	-	-	-	-	-	-	-	-	-	-	-	-	-	-	-	-	-	-	-	-	-
TENNESSEE	2/10/13	-	-	-	-	-	-	-	-	-	-	-	-	-	-	-	-	-	-	-	-	-
LSU	2/14/13	-	-	-	-	-	-	-	-	-	-	-	-	-	-	-	-	-	-	-	-	-
at Alabama	2/16/13	-	-	-	-	-	-	-	-	-	-	-	-	-	-	-	-	-	-	-	-	-
OLE MISS	2/20/13	-	-	-	-	-	-	-	-	-	-	-	-	-	-	-	-	-	-	-	-	-
at Georgia	2/23/13	-	-	-	-	-	-	-	-	-	-	-	-	-	-	-	-	-	-	-	-	-
MISSOURI	2/28/13	-	-	-	-	-	-	-	-	-	-	-	-	-	-	-	-	-	-	-	-	-
at Texas A&M	3/2/13	-	-	-	-	-	-	-	-	-	-	-	-	-	-	-	-	-	-	-	-	-
MISS STATE	3/6/13	-	-	-	-	-	-	-	-	-	-	-	-	-	-	-	-	-	-	-	-	-
at Vanderbilt	3/9/13	-	-	-	-	-	-	-	-	-	-	-	-	-	-	-	-	-	-	-	-	-

SEASON NOTES

Will miss the first six games of the 2012-13 season, as the NCAA has determined that he received impermissible benefits from his host family prior to enrolling at the University of South Carolina.

CAREER STATISTICS

Season	GP-GS	Min	Avg	FG	FGA	Pct	3FG	3FGA	Pct	FT	FTA	Pct	Off	Def	Tot	Avg	PF	FO	Ast	TO	Blk	Stl	Pts	Avg
2012-13																								



#12 - AUSTIN CONSTABLE

FRESHMAN | GUARD | 6'0" | 175 | HS
WEST CHESTER, PA./HENDERSON

CONSTABLE'S SEASON HIGHS

POINTS
-
FIELD GOALS
-
FIELD GOAL ATTEMPTS
-
3-POINT FIELD GOALS
-
3-POINT FIELD GOAL ATTEMPTS
-
FREE THROWS
-
FREE THROW ATTEMPTS
-
REBOUNDS
-
ASSISTS
-
BLOCKS
-
STEALS
-
MINUTES PLAYED
-

2012-13

Opponent	Date	GS	Min	FG-FGA	Pct	3FG-FGA	Pct	FT-FTA	Pct	Off	Def	Tot	Avg	PF	FO	A	TO	Blk	Stl	Pts	Avg	
MILWAUKEE	11/11/12	-	-	-	-	-	-	-	-	-	-	-	-	-	-	-	-	-	-	-	-	-
MORGAN STATE	11/16/12	-	-	-	-	-	-	-	-	-	-	-	-	-	-	-	-	-	-	-	-	-
RIDER	11/19/12	-	-	-	-	-	-	-	-	-	-	-	-	-	-	-	-	-	-	-	-	-
ELON	11/21/12	-	-	-	-	-	-	-	-	-	-	-	-	-	-	-	-	-	-	-	-	-
vs. Missouri State	11/24/12	-	-	-	-	-	-	-	-	-	-	-	-	-	-	-	-	-	-	-	-	-
vs. TBA	11/25/12	-	-	-	-	-	-	-	-	-	-	-	-	-	-	-	-	-	-	-	-	-
at St. John's	11/29/12	-	-	-	-	-	-	-	-	-	-	-	-	-	-	-	-	-	-	-	-	-
CLEMSON	12/2/12	-	-	-	-	-	-	-	-	-	-	-	-	-	-	-	-	-	-	-	-	-
JACKSONVILLE ST	12/7/12	-	-	-	-	-	-	-	-	-	-	-	-	-	-	-	-	-	-	-	-	-
APPALACHIAN ST	12/19/12	-	-	-	-	-	-	-	-	-	-	-	-	-	-	-	-	-	-	-	-	-
vs. Manhattan	12/22/12	-	-	-	-	-	-	-	-	-	-	-	-	-	-	-	-	-	-	-	-	-
PRESBYTERIAN	12/29/12	-	-	-	-	-	-	-	-	-	-	-	-	-	-	-	-	-	-	-	-	-
SC STATE	1/5/13	-	-	-	-	-	-	-	-	-	-	-	-	-	-	-	-	-	-	-	-	-
at Miss State	1/9/13	-	-	-	-	-	-	-	-	-	-	-	-	-	-	-	-	-	-	-	-	-
AUBURN	1/12/13	-	-	-	-	-	-	-	-	-	-	-	-	-	-	-	-	-	-	-	-	-
at LSU	1/16/13	-	-	-	-	-	-	-	-	-	-	-	-	-	-	-	-	-	-	-	-	-
VANDERBILT	1/19/13	-	-	-	-	-	-	-	-	-	-	-	-	-	-	-	-	-	-	-	-	-
at Missouri	1/22/13	-	-	-	-	-	-	-	-	-	-	-	-	-	-	-	-	-	-	-	-	-
ARKANSAS	1/26/13	-	-	-	-	-	-	-	-	-	-	-	-	-	-	-	-	-	-	-	-	-
at Florida	1/30/13	-	-	-	-	-	-	-	-	-	-	-	-	-	-	-	-	-	-	-	-	-
GEORGIA	2/2/13	-	-	-	-	-	-	-	-	-	-	-	-	-	-	-	-	-	-	-	-	-
at Kentucky	2/5/13	-	-	-	-	-	-	-	-	-	-	-	-	-	-	-	-	-	-	-	-	-
TENNESSEE	2/10/13	-	-	-	-	-	-	-	-	-	-	-	-	-	-	-	-	-	-	-	-	-
LSU	2/14/13	-	-	-	-	-	-	-	-	-	-	-	-	-	-	-	-	-	-	-	-	-
at Alabama	2/16/13	-	-	-	-	-	-	-	-	-	-	-	-	-	-	-	-	-	-	-	-	-
OLE MISS	2/20/13	-	-	-	-	-	-	-	-	-	-	-	-	-	-	-	-	-	-	-	-	-
at Georgia	2/23/13	-	-	-	-	-	-	-	-	-	-	-	-	-	-	-	-	-	-	-	-	-
MISSOURI	2/28/13	-	-	-	-	-	-	-	-	-	-	-	-	-	-	-	-	-	-	-	-	-
at Texas A&M	3/2/13	-	-	-	-	-	-	-	-	-	-	-	-	-	-	-	-	-	-	-	-	-
MISS STATE	3/6/13	-	-	-	-	-	-	-	-	-	-	-	-	-	-	-	-	-	-	-	-	-
at Vanderbilt	3/9/13	-	-	-	-	-	-	-	-	-	-	-	-	-	-	-	-	-	-	-	-	-

SEASON NOTES

Did not see game action vs. Milwaukee (Nov. 11).

CAREER STATISTICS

Season	GP-GS	Min	Avg	FG	FGA	Pct	3FG	3FGA	Pct	FT	FTA	Pct	Off	Def	Tot	Avg	PF	FO	Ast	TO	Blk	Stl	Pts	Avg
2012-13																								



#25 - MINDAUGAS KACINAS

FRESHMAN | FORWARD | 6'7" | 210 | HS

KLAIPEDA, LITHUANIA/WORD OF LIFE FIRE TRADITIONAL SCHOOL

KACINAS' SEASON HIGHS

POINTS

18, vs. Rider (Nov. 19, 2012)

FIELD GOALS

8, vs. Rider (Nov. 19, 2012)

FIELD GOAL ATTEMPTS

11, vs. Rider (Nov. 19, 2012)

3-POINT FIELD GOALS

1, vs. Rider (Nov. 19, 2012)

3-POINT FIELD GOAL ATTEMPTS

1, twice, last vs. Rider (Nov. 19, 2012)

FREE THROWS

6, vs. Milwaukee (Nov. 11, 2012)

FREE THROW ATTEMPTS

8, vs. Milwaukee (Nov. 11, 2012)

REBOUNDS

13, vs. Milwaukee (Nov. 11, 2012)

ASSISTS

3, vs. Milwaukee (Nov. 11, 2012)

BLOCKS

1, vs. Milwaukee (Nov. 11, 2012)

STEALS

1, 3 times, last vs. Rider (Nov. 19, 2012)

MINUTES PLAYED

32, vs. Rider (Nov. 19, 2012)

2012-13

Opponent	Date	GS	Min	FG-FGA	Pct	3FG-FGA	Pct	FT-FTA	Pct	Off	Def	Tot	Avg	Pf	FO	A	TO	Blk	Stl	Pts	Avg
MILWAUKEE	11/11/12	31	1-3	.333	0-1	1.000	6-8	.750	6	7	13	13.0	2	0	3	1	1	1	1	8	8.0
MORGAN STATE	11/16/12	21	0-1	.250	0-0	.000	2-2	.800	3	0	3	8.0	3	0	0	3	0	1	2	5	5.0
RIDER	11/19/12	32	8-11	.600	1-1	.500	1-2	.750	3	2	5	7.0	2	0	0	3	0	1	18	9.3	
ELON	11/21/12	26	1-2	.588	0-0	.500	1-2	.714	2	3	5	6.5	0	0	1	4	0	0	3	7.8	
vs. Missouri State	11/24/12																				
vs. TBA	11/25/12																				
at St. John's	11/29/12																				
CLEMSON	12/2/12																				
JACKSONVILLE ST	12/7/12																				
APPALACHIAN ST	12/19/12																				
vs. Manhattan	12/22/12																				
PRESBYTERIAN	12/29/12																				
SC STATE	1/5/13																				
at Miss State	1/9/13																				
AUBURN	1/12/13																				
at LSU	1/16/13																				
VANDERBILT	1/19/13																				
at Missouri	1/22/13																				
ARKANSAS	1/26/13																				
at Florida	1/30/13																				
GEORGIA	2/2/13																				
at Kentucky	2/5/13																				
TENNESSEE	2/10/13																				
LSU	2/14/13																				
at Alabama	2/16/13																				
OLE MISS	2/20/13																				
at Georgia	2/23/13																				
MISSOURI	2/28/13																				
at Texas A&M	3/2/13																				
MISS STATE	3/6/13																				
at Vanderbilt	3/9/13																				

SEASON NOTES

Collected 13 rebounds, including six on the offensive glass, and tied the contest with 18 seconds remaining in regulation on two free throws to send the game to overtime in season opener win vs. Milwaukee (Nov. 11) ... Scored two points and collected three rebounds vs. Morgan State (Nov. 16) ... Posted 18 points on eight made baskets vs. Rider (Nov. 19), playing in a season high 32 minutes ... Collected five rebounds vs. Elon (Nov. 21) ...

CAREER STATISTICS

Season	GP-GS	Min	Avg	FG	FGA	Pct	3FG	3FGA	Pct	FT	FTA	Pct	Off	Def	Tot	Avg	Pf	FO	Ast	TO	Blk	Stl	Pts	Avg
2012-13	4-0	110	27.5	10	17	.588	1	2	.500	10	14	.714	14	12	26	6.5	7	0	4	11	1	3	31	7.8



#35 - BRIAN STEELE

FRESHMAN | FORWARD | 6'5" | 196 | HS
GREENVILLE, S.C./WADE HAMPTON SCHOOL

STEELE'S SEASON HIGHS

POINTS
-
FIELD GOALS
-
FIELD GOAL ATTEMPTS
-
3-POINT FIELD GOALS
-
3-POINT FIELD GOAL ATTEMPTS
-
FREE THROWS
-
FREE THROW ATTEMPTS
-
REBOUNDS
-
ASSISTS
-
BLOCKS
-
STEALS
-
MINUTES PLAYED
-

2012-13

Opponent	Date	GS	Min	FG-FGA	Pct	3FG-FGA	Pct	FT-FTA	Pct	Off	Def	Tot	Avg	PF	FO	A	TO	Blk	Stl	Pts	Avg	
MILWAUKEE	11/11/12	-	-	-	-	-	-	-	-	-	-	-	-	-	-	-	-	-	-	-	-	-
MORGAN STATE	11/16/12	-	-	-	-	-	-	-	-	-	-	-	-	-	-	-	-	-	-	-	-	-
RIDER	11/19/12	-	-	-	-	-	-	-	-	-	-	-	-	-	-	-	-	-	-	-	-	-
ELON	11/21/12	-	-	-	-	-	-	-	-	-	-	-	-	-	-	-	-	-	-	-	-	-
vs. Missouri State	11/24/12	-	-	-	-	-	-	-	-	-	-	-	-	-	-	-	-	-	-	-	-	-
vs. TBA	11/25/12	-	-	-	-	-	-	-	-	-	-	-	-	-	-	-	-	-	-	-	-	-
at St. John's	11/29/12	-	-	-	-	-	-	-	-	-	-	-	-	-	-	-	-	-	-	-	-	-
CLEMSON	12/2/12	-	-	-	-	-	-	-	-	-	-	-	-	-	-	-	-	-	-	-	-	-
JACKSONVILLE ST	12/7/12	-	-	-	-	-	-	-	-	-	-	-	-	-	-	-	-	-	-	-	-	-
APPALACHIAN ST	12/19/12	-	-	-	-	-	-	-	-	-	-	-	-	-	-	-	-	-	-	-	-	-
vs. Manhattan	12/22/12	-	-	-	-	-	-	-	-	-	-	-	-	-	-	-	-	-	-	-	-	-
PRESBYTERIAN	12/29/12	-	-	-	-	-	-	-	-	-	-	-	-	-	-	-	-	-	-	-	-	-
SC STATE	1/5/13	-	-	-	-	-	-	-	-	-	-	-	-	-	-	-	-	-	-	-	-	-
at Miss State	1/9/13	-	-	-	-	-	-	-	-	-	-	-	-	-	-	-	-	-	-	-	-	-
AUBURN	1/12/13	-	-	-	-	-	-	-	-	-	-	-	-	-	-	-	-	-	-	-	-	-
at LSU	1/16/13	-	-	-	-	-	-	-	-	-	-	-	-	-	-	-	-	-	-	-	-	-
VANDERBILT	1/19/13	-	-	-	-	-	-	-	-	-	-	-	-	-	-	-	-	-	-	-	-	-
at Missouri	1/22/13	-	-	-	-	-	-	-	-	-	-	-	-	-	-	-	-	-	-	-	-	-
ARKANSAS	1/26/13	-	-	-	-	-	-	-	-	-	-	-	-	-	-	-	-	-	-	-	-	-
at Florida	1/30/13	-	-	-	-	-	-	-	-	-	-	-	-	-	-	-	-	-	-	-	-	-
GEORGIA	2/2/13	-	-	-	-	-	-	-	-	-	-	-	-	-	-	-	-	-	-	-	-	-
at Kentucky	2/5/13	-	-	-	-	-	-	-	-	-	-	-	-	-	-	-	-	-	-	-	-	-
TENNESSEE	2/10/13	-	-	-	-	-	-	-	-	-	-	-	-	-	-	-	-	-	-	-	-	-
LSU	2/14/13	-	-	-	-	-	-	-	-	-	-	-	-	-	-	-	-	-	-	-	-	-
at Alabama	2/16/13	-	-	-	-	-	-	-	-	-	-	-	-	-	-	-	-	-	-	-	-	-
OLE MISS	2/20/13	-	-	-	-	-	-	-	-	-	-	-	-	-	-	-	-	-	-	-	-	-
at Georgia	2/23/13	-	-	-	-	-	-	-	-	-	-	-	-	-	-	-	-	-	-	-	-	-
MISSOURI	2/28/13	-	-	-	-	-	-	-	-	-	-	-	-	-	-	-	-	-	-	-	-	-
at Texas A&M	3/2/13	-	-	-	-	-	-	-	-	-	-	-	-	-	-	-	-	-	-	-	-	-
MISS STATE	3/6/13	-	-	-	-	-	-	-	-	-	-	-	-	-	-	-	-	-	-	-	-	-
at Vanderbilt	3/9/13	-	-	-	-	-	-	-	-	-	-	-	-	-	-	-	-	-	-	-	-	-

SEASON NOTES

Suspended per athletic department policy.

CAREER STATISTICS

Season	GP-GS	Min	Avg	FG	FGA	Pct	3FG	3FGA	Pct	FT	FTA	Pct	Off	Def	Tot	Avg	PF	FO	Ast	TO	Blk	Stl	Pts	Avg
2012-13																								

THE LAST TIME...

AN INDIVIDUAL PLAYER...

Scored 20 or more points:	South Carolina: Brenton Williams (22), vs. Rider, Nov. 19, 2012 in Columbia, S.C. Opponent: Nurideen Lindsey (26), Rider, Nov. 19, 2012 in Columbia, S.C.
Scored 30 or more points:	South Carolina: Bruce Ellington, 31, at Furman, Dec. 22, 2010 in Greenville, S.C. Opponent: Deshaun Thomas, 30, Ohio State, Dec. 17, 2011 in Columbia, S.C.
Scored 35 or more points:	South Carolina: Devan Downey, 36 at Florida, Jan. 23, 2010 in Gainesville, Fla. Opponent: Joe Crawford (Kentucky), 35, March 5, 2008 in Columbia
Scored 40 or more points:	South Carolina: N/A thru 1992-93 season Opponent: Austin Carr (Notre Dame), 43, Dec. 30, 1969 in New Orleans, La.
Collected 20 or more rebounds:	South Carolina: Emmett Hall, 23 vs. College of Charleston, Dec. 22, 1993 in Columbia Opponent: Ekpe Udoh (Baylor), 20, Jan. 2, 2010 in Columbia
Collected 15 or more rebounds:	South Carolina: Michael Carrera (15), vs. Milwaukee, Nov. 11, 2012 Opponent: Jared Sullinger (Ohio State), 19, Dec. 18, 2010 in Columbus, Ohio
Made 12 or more field goals:	South Carolina: Devan Downey, 12 vs. Georgia, Jan. 30, 2010 in Columbia Opponent: Deshaun Thomas, 13, Ohio State, Dec. 17, 2011 in Columbia, S.C.
Made 10 or more field goals:	South Carolina: Bruce Ellington, 11 vs. Furman, Dec. 22, 2010 in Greenville, S.C. Opponent: Deshaun Thomas, 13, Ohio State, Dec. 17, 2011 in Columbia, S.C.
Attempted 20 or more field goals:	South Carolina: Bruce Ellington (20) vs. Tennessee, Feb 25, 2012, in Columbia, S.C. Opponent: Zach Graham (20), Ole Miss, Feb. 22, 2011 in Columbia
Attempted 25 or more field goals:	South Carolina: Devan Downey, 25, at Kentucky, Feb. 25, 2010 in Lexington, Ky. Opponent: Kemmy Burgess (Alaska-Anchorage), 26, Nov. 24, 2005 in Anchorage, AK
Dished 10 or more assists:	South Carolina: Devan Downey, 11, vs. LSU, March 13, 2008 in Atlanta, Ga. Opponent: 11, Dee Bost, Mississippi State, Feb. 29, 2012 in Columbia, S.C.
Swiped 5 or more steals:	South Carolina: Brenton Williams, 5, vs. Western Carolina, Nov. 11, 2011 in Columbia Opponent: 5, DeWayne Jackson, Morgan State, Nov. 16, 2012 in Columbia, S.C.
Blocked 5 or more shots:	South Carolina: Damontre Harris, 5, vs. Georgia, Feb. 15, 2012 in Columbia, S.C. Opponent: Festus Ezeli (5), Vanderbilt, Feb. 22, 2012, in Nashville, Tenn.
Made 5 or more 3-point field goals:	South Carolina: Brenton Williams (5) vs. Rider, Nov. 19, 2012 in Columbia, S.C. Opponent: Jordan Aaron (7), Milwaukee, Nov. 11, 2012 in Columbia, S.C.
Attempted 8 or more 3-point field goals:	South Carolina: Brenton Williams (8) vs. Rider, Nov. 19, 2012 in Columbia, S.C. Opponent: Jordan Aaron (14), Milwaukee, Nov. 11, 2012 in Columbia, S.C.
Made 10 or more free throws:	South Carolina: Malik Cooke, 10, vs. Miss Valley State, Nov. 22, 2011 in Columbia, S.C. Opponent: Gerard Coleman (10), Providence, Dec. 1, 2011 in Columbia, S.C.
Attempted 15 or more free throws:	South Carolina: Mike Boynton (19) vs. Arkansas, March 11, 2004 in Atlanta, Ga. Opponent: Amu Saaka (Furman), 14, Dec. 22, 2010 in Greenville, S.C.
Played all 40 minutes of regulation:	South Carolina: Devan Downey, 40, vs. Tennessee, March 14, 2008 in Atlanta, Ga. Opponent: Brad Loesing & Kevin Giltner, Wofford, Dec. 28, 2011 in Columbia, S.C.
A player hit a last-second shot to win a game:	South Carolina: Bruce Ellington vs. Alabama (Jan. 25, 2012) in Columbia, S.C. Opponent: Brian Bryant, Mississippi State, Feb. 29, 2012 in Columbia, S.C.
A player had a double-double:	South Carolina: Lakeem Jackson (14 points, 10 rebounds) vs. Elon, Nov. 21, 2012 in Columbia, S.C. Opponent: James Haarsma (14 points, 10 rebounds), Milwaukee, Nov. 11, 2012 in Columbia, S.C.
Two or more players had a double-double:	South Carolina: Dominique Archie (12 points, 10 rebounds) & Mike Holmes (14 points, 13 rebounds) vs. Winthrop, Nov. 16, 2008 in Columbia Opponent: Renardo Sidney (12 points, 14 rebounds), Arnett Moultrie (15 points, 12 rebounds), Mississippi State, Feb. 29, 2012 in Columbia, S.C.
A player had a triple-double:	South Carolina: Sam Muldrow (16 points, 14 rebounds, 10 blocks) vs. Vanderbilt, Jan. 8, 2011 in Columbia *** Only second triple-double in South Carolina history (Chuck Eidson (25 points, 10 rebounds, 10 assists), vs. SC State, Nov. 29, 2002 in Columbia) Opponent: Daniel Hackett (Southern California - 22 points, 10 rebounds, 10 assists), Nov. 17, 2007 in Columbia
Scored 30 or more points in back-to-back games:	South Carolina: Devan Downey, 30 vs. Kentucky (Jan. 26, 2010) in Columbia 33 vs. Georgia (Jan. 30, 2010) in Columbia
Scored 25 or more points in back-to-back games:	South Carolina: Devan Downey, 33 vs. Georgia (Jan. 30, 2010) in Columbia 26 at Tennessee (Feb. 6, 2010) in Knoxville, Tenn.

A TEAM...

Scored 100 or more points:	South Carolina: 103 vs. The Citadel (Nov. 12, 2007) in Columbia Opponent: 107, Vanderbilt (Feb. 17, 1996) in Nashville, Tenn.
Scored 50 points or less:	South Carolina: 48 at Vanderbilt, Feb. 22, 2012, in Nashville, Tenn. Opponent: 45, Wofford, Dec. 28, 2011 in Columbia, S.C.
Scored 50 points in a half:	South Carolina: 51 (2nd half; Nov. 12, 2010) vs. Elon in Columbia Opponent: 52 (1st half), Kentucky, Feb. 4, 2012, in Columbia, S.C.
Failed to score 25 points in a half:	South Carolina: 23 (1st half) vs. Elon, Nov. 21, 2012 in Columbia, S.C. Opponent: 22 (1st half), Vanderbilt, Feb. 22, 2012, in Nashville, Tenn.

Collected 50 or more rebounds:	South Carolina: 53 vs. WKU, Nov. 27, 2010 in Bowling Green, Ky. Opponent: 52, WKU, Nov. 27, 2010 in Bowling Green, Ky.
Shot 60% or better from the field:	South Carolina: 60.8% (31-51) at Western Carolina (Nov. 18, 2005) in Cullowhee, N.C. Opponent: 61.1% (33-54), Vanderbilt (Jan. 16, 2010) in Columbia
Shot 50% or better from the field:	South Carolina: 53.3 (32-60) vs. Rider, Nov. 19, 2012 in Columbia, S.C. Opponent: 50.9 (27-53) Rider, Nov. 19, 2012 in Columbia, S.C.
Shot less than 30% from the field:	South Carolina: 29.9% (20-67) vs. Ole Miss, March 10, 2011 in Atlanta, Ga. Opponent: 25.9% (15-58), USC Upstate (Nov. 23, 2010) in Columbia
Shot 50% or better from 3-point range (at least 10 attempts):	South Carolina: 55.0% (11-20) vs. Wofford, Dec. 28, 2011 Opponent: 53.3% (8-15), Elon, Nov. 21, 2012 in Columbia, S.C.
Shot 20% or less from 3-point range (at least 10 attempts):	South Carolina: 0.0% (0-11), vs. Milwaukee, Nov. 11, 2012 in Columbia, S.C. Opponent: 15.4% (2-13) Morgan State, Nov. 16, 2012 in Columbia, S.C.
Dished 20 or more assists:	South Carolina: 22, vs. Rider, Nov. 19, 2012 in Columbia, S.C. Opponent: 22, vs. North Carolina, Nov. 25, 2011 in Las Vegas, Nevada
Made 35 or more shots:	South Carolina: 35 vs. Elon (Nov. 19, 2010) in Columbia Opponent: 35, Tennessee (March 5, 2009) in Columbia
Attempted 80 or more shots:	South Carolina: 83 vs. WKU (Nov. 27, 2010) in Bowling Green, Ky. Opponent: 83, LSU (Feb. 10, 1996) in Columbia
Attempted 70 or more shots:	South Carolina: 72, vs. Providence, Dec. 1, 2011 in Columbia Opponent: 79, WKU (Nov. 27, 2010) in Bowling Green, Ky.
Made 10 or more 3-pointers:	South Carolina: 13 vs. Rider, Nov. 19, 2012 in Columbia, S.C. Opponent: 14, Milwaukee, Nov. 11, 2012 in Columbia, S.C.
Did not make a 3-pointer:	South Carolina: 0, vs. Milwaukee, Nov. 11, 2012 in Columbia, S.C. Opponent: 0, Alabama (Jan. 12, 2011) in Tuscaloosa, Ala.
Attempted 30 or more 3-pointers:	South Carolina: 31 vs. Alabama, Jan. 25, 2012 in Columbia, S.C. Opponent: 33, Milwaukee, Nov. 11, 2012 in Columbia, S.C.
Attempted 25 or more 3-pointers:	South Carolina: 27 vs. Rider, Nov. 19, 2012 in Columbia, S.C. Opponent: 33, Milwaukee, Nov. 11, 2012 in Columbia, S.C.
Made 30 or more free throws:	South Carolina: 32 vs. Vanderbilt (Jan. 28, 2009) in Columbia Opponent: 31, Florida (Feb. 3, 2009) in Gainesville, Fla.
Attempted 40 or more free throws:	South Carolina: 44 vs. Georgia Southern (Nov. 16, 2009) in Columbia Opponent: 40, Florida (Feb. 3, 2009) in Gainesville, Fla.
Swiped 15 or more steals:	South Carolina: 15 vs. Vanderbilt (Jan. 16, 2010) in Columbia Opponent: 17, Indiana (Nov. 8, 1998) in Indianapolis, Ind.
Blocked 12 or more shots:	South Carolina: 12, vs. Vanderbilt, Jan. 8, 2011 in Columbia Opponent: 13, Syracuse (Jan. 21, 1999) in Syracuse, N.Y.
Blocked 8 or more shots:	South Carolina: 8, vs. Georgia, Feb. 15, 2012 in Columbia, S.C. Opponent: 9, Vanderbilt, Feb. 22, 2012, in Nashville, Tenn.
Won by 30 or more points:	South Carolina: 35 vs. SC State (91-56), Jan. 4, 2011 in Columbia Opponent: 34, 86-52, Kentucky, Feb. 4, 2012, in Columbia, S.C.
Won by 20 or more points:	South Carolina: 28 vs. SC State, Jan. 3, 2012 in Columbia, S.C. Opponent: 34, 86-52, Kentucky, Feb. 4, 2012, in Columbia, S.C.
Played a single overtime game:	Win: 82-75 vs. Milwaukee, Nov. 11, 2012, in Columbia, S.C. Loss: 69-67, vs. Mississippi State, Feb. 29, 2012 in Columbia, S.C.
Played a double overtime game:	Win: 87-85 vs. WKU (Nov. 27, 2010) in Bowling Green, Ky. Loss: 98-88 vs. Louisville (Feb. 20, 1988) in Columbia
South Carolina played a No. 1 Team in the country:	Win: 68-62 vs. Kentucky (Jan. 26, 2010) in Columbia Loss: 86-52 loss vs. No. 1/1 Kentucky, Feb. 4, 2012, in Columbia, S.C.
South Carolina played a top-5 opponent:	Win: 68-62 vs. No. 1/1 Kentucky (Jan. 26, 2010) in Columbia Loss: 86-52 loss vs. No. 1/1 Kentucky, Feb. 4, 2012, in Columbia, S.C.
South Carolina played a top-10 opponent:	Win: 68-62 vs. No. 1/1 Kentucky (Jan. 26, 2010) in Columbia Loss: 86-52 loss vs. No. 1/1 Kentucky, Feb. 4, 2012, in Columbia, S.C.
South Carolina played a top-25 opponent:	Win: 83-75 (OT) win over No. 22/24 Vanderbilt, Jan. 8, 2011 in Columbia Loss: 86-52 loss vs. No. 1/1 Kentucky, Feb. 4, 2012, in Columbia, S.C.
South Carolina defeated a ranked opponent:	Home: 83-75 vs. No. 22/24 Vanderbilt (Jan. 8, 2011) in Columbia <u>Away: 77-73 at No. 13/19 Vanderbilt (March 6, 2010) in Nashville, Tenn.</u> SEC Home: 83-75 vs. No. 22/24 Vanderbilt (Jan. 8, 2011) in Columbia SEC Away: 77-73 at No. 13/19 Vanderbilt (March 6, 2010) in Nashville, Tenn. Non-conference away: 85-84 at No. 19/20 Baylor (Jan. 2, 2009) in Waco, Texas
A South Carolina win opened up the season:	Home: 82-75 (OT), vs. Milwaukee, Nov. 11, 2012, in Columbia, S.C. Away: 81-63 win at Western Carolina (Nov. 12, 2005) in Cullowhee, N.C. Neutral: 74-61 win vs. Chaminade (Nov. 19, 2001) in Maui, Hawaii (Maui Invite)
South Carolina opened up SEC play:	Home: 83-75 win vs. No. 22/24 Vanderbilt (Jan. 8, 2011) in Columbia Away: 79-64 loss vs. No. 2/2 Kentucky (Jan. 7, 2012) in Lexington, Ky.

2012-13
 South Carolina Combined Team Statistics (as of Nov 23, 2012)
 All games

RECORD:	OVERALL	HOME	AWAY	NEUTRAL
ALL GAMES	3-1	3-1	0-0	0-0
CONFERENCE	0-0	0-0	0-0	0-0
NON-CONFERENCE	3-1	3-1	0-0	0-0

##	Player	gp-gs	min	avg	Total		3-Point		F-Throw		Rebounds				pf	dq	a	to	blk	stl	pts	avg
					fg-fga	fg%	3fg-fga	3fg%	ft-fta	ft%	off	def	tot	avg								
24	CARRERA, Michael	1-1	29	29.0	6-12	.500	0-0	.000	5-5	1.000	7	8	15	15.0	4	0	0	2	3	0	17	17.0
01	WILLIAMS, Brenton	4-3	102	25.5	17-37	.459	7-17	.412	18-20	.900	1	10	11	2.8	8	0	6	11	2	2	59	14.8
00	PAGE, LaShay	4-4	108	27.0	18-48	.375	7-22	.318	12-15	.800	2	13	15	3.8	9	0	5	8	0	3	55	13.8
30	JACKSON, Lakeem	4-4	142	35.5	23-36	.639	0-0	.000	2-6	.333	10	21	31	7.8	9	0	9	10	3	6	48	12.0
05	SMITH, Eric	4-4	106	26.5	10-29	.345	2-8	.250	10-15	.667	1	5	6	1.5	8	0	8	10	1	3	32	8.0
02	RICHARDSON, Brian	4-0	96	24.0	11-26	.423	4-12	.333	5-5	1.000	6	9	15	3.8	10	0	13	10	3	2	31	7.8
25	KACINAS, Mindaugas	4-0	110	27.5	10-17	.588	1-2	.500	10-14	.714	14	12	26	6.5	7	0	4	11	1	3	31	7.8
33	SLAWSON, RJ	4-4	83	20.8	6-15	.400	0-1	.000	7-8	.875	12	8	20	5.0	14	1	6	7	2	2	19	4.8
32	LEONARD, Damien	4-0	48	12.0	7-16	.438	4-11	.364	0-0	.000	2	3	5	1.3	3	0	2	7	1	1	18	4.5
55	PHILLIPS, Shane	1-0	1	1.0	0-0	.000	0-0	.000	0-0	.000	0	0	0	0.0	0	0	0	0	0	0	0	0.0
Team											4	8	12					1				
Total.....		4	825		108-236	.458	25-73	.342	69-88	.784	59	97	156	39.0	72	1	53	77	16	22	310	77.5
Opponents.....		4	825		107-230	.465	30-75	.400	43-71	.606	38	70	108	27.0	76	-	56	66	15	39	287	71.8

TEAM STATISTICS	SC	OPP	Date	Opponent	Score	Att.
SCORING	310	287	& 11/11/12	UW-MILWAUKEE	Wot 82-75	7335
Points per game	77.5	71.8		11/16/12	MORGAN STATE	W 87-71
Scoring margin	+5.8	-	7 11/19/12	RIDER	W 88-76	7157
FIELD GOALS-ATT	108-236	107-230	11/21/12	ELON	L 53-65	6754
Field goal pct	.458	.465	* = Conference game			
3 POINT FG-ATT	25-73	30-75	& = Hoops For Hope Classic (Columbia, S.C.)			
3-point FG pct	.342	.400				
3-pt FG made per game	6.3	7.5				
FREE THROWS-ATT	69-88	43-71				
Free throw pct	.784	.606				
F-Throws made per game	17.3	10.8				
REBOUNDS	156	108				
Rebounds per game	39.0	27.0				
Rebounding margin	+12.0	-				
ASSISTS	53	56				
Assists per game	13.3	14.0				
TURNOVERS	77	66				
Turnovers per game	19.3	16.5				
Turnover margin	-2.7	-				
Assist/turnover ratio	0.7	0.8				
STEALS	22	39				
Steals per game	5.5	9.8				
BLOCKS	16	15				
Blocks per game	4.0	3.8				
ATTENDANCE	29265	0				
Home games-Avg/Game	4-7316	0-0				
Neutral site-Avg/Game	-	0-0				

Score by Periods	1st	2nd	OT	Totals
South Carolina	135	159	16	310
Opponents	147	131	9	287

2012-13
 South Carolina Team Game-by-Game Comparison (as of Nov 23, 2012)
 All games

Opponent	1st	2nd	Score	Mar	Total FG	FG Pct	3-Pointers	3FG Pct	Free Throws	FT Pct	Rebounds	Assist	T/Over	Block	Steal	Fouls
UW-MILWAUKEE	23/38	43/28	82-75	+7	28-63/26-67	.444/.388	0-11/14-33	.000/.424	26-31/9-19	.839/.474	45/33 +12	11/17	17/15	7/3	5/7	16/24
MORGAN STATE	45/41	42/30	87-71	+16	30-57/28-53	.526/.528	6-16/2-13	.375/.154	21-26/13-20	.808/.650	35/22 +13	10/13	20/20	2/4	5/11	20/20
RIDER	44/37	44/39	88-76	+12	32-60/27-53	.533/.509	13-27/6-14	.481/.429	11-14/16-21	.786/.762	33/23 +10	22/13	18/17	2/2	5/9	20/13
ELON	23/31	30/34	53-65	(12)	18-56/26-57	.321/.456	6-19/8-15	.316/.533	11-17/5-11	.647/.455	43/30 +13	10/13	22/14	5/6	7/12	16/19

Note: Game totals are displayed in the format TEAM/OPPONENT for each category

2012-13
 South Carolina Team High/Low Analysis (as of Nov 23, 2012)
 All games

South Carolina - TEAM GAME HIGHS

POINTS	88	RIDER (11/19/12)
	87	MORGAN STATE (11/16/12)
	82	UW-MILWAUKEE (11/11/12)
	53	ELON (11/21/12)
FIELD GOALS MADE	32	RIDER (11/19/12)
	30	MORGAN STATE (11/16/12)
FIELD GOAL ATTEMPTS	63	UW-MILWAUKEE (11/11/12)
	60	RIDER (11/19/12)
FIELD GOAL PERCENTAGE	.533 (32-60)	RIDER (11/19/12)
	.526 (30-57)	MORGAN STATE (11/16/12)
3 PT FIELD GOALS MADE	13	RIDER (11/19/12)
	6	ELON (11/21/12)
	6	MORGAN STATE (11/16/12)
3 PT FG ATTEMPTS	27	RIDER (11/19/12)
	19	ELON (11/21/12)
3 PT FG PERCENTAGE	.481 (13-27)	RIDER (11/19/12)
	.375 (6-16)	MORGAN STATE (11/16/12)
FREE THROWS MADE	26	UW-MILWAUKEE (11/11/12)
	21	MORGAN STATE (11/16/12)
FREE THROW ATTEMPTS	31	UW-MILWAUKEE (11/11/12)
	26	MORGAN STATE (11/16/12)
FREE THROW PERCENTAGE	.839 (26-31)	UW-MILWAUKEE (11/11/12)
	.808 (21-26)	MORGAN STATE (11/16/12)
REBOUNDS	45	UW-MILWAUKEE (11/11/12)
	43	ELON (11/21/12)
ASSISTS	22	RIDER (11/19/12)
	11	UW-MILWAUKEE (11/11/12)
STEALS	7	ELON (11/21/12)
	5	RIDER (11/19/12)
	5	MORGAN STATE (11/16/12)
	5	UW-MILWAUKEE (11/11/12)
BLOCKED SHOTS	7	UW-MILWAUKEE (11/11/12)
	5	ELON (11/21/12)
TURNOVERS	22	ELON (11/21/12)
	20	MORGAN STATE (11/16/12)
FOULS	20	RIDER (11/19/12)
	20	MORGAN STATE (11/16/12)

2012-13
 South Carolina High/Low Analysis (as of Nov 23, 2012)
 All games

Opponent - GAME HIGHS

POINTS	76	RIDER (11/19/12)
	75	UW-MILWAUKEE (11/11/12)
	71	MORGAN STATE (11/16/12)
	65	ELON (11/21/12)
FIELD GOALS MADE	28	MORGAN STATE (11/16/12)
	27	RIDER (11/19/12)
FIELD GOAL ATTEMPTS	67	UW-MILWAUKEE (11/11/12)
	57	ELON (11/21/12)
FIELD GOAL PERCENTAGE	.528 (28-53)	MORGAN STATE (11/16/12)
	.509 (27-53)	RIDER (11/19/12)
3 PT FIELD GOALS MADE	14	UW-MILWAUKEE (11/11/12)
	8	ELON (11/21/12)
3 PT FG ATTEMPTS	33	UW-MILWAUKEE (11/11/12)
	15	ELON (11/21/12)
3 PT FG PERCENTAGE	.533 (8-15)	ELON (11/21/12)
	.429 (6-14)	RIDER (11/19/12)
FREE THROWS MADE	16	RIDER (11/19/12)
	13	MORGAN STATE (11/16/12)
FREE THROW ATTEMPTS	21	RIDER (11/19/12)
	20	MORGAN STATE (11/16/12)
FREE THROW PERCENTAGE	.762 (16-21)	RIDER (11/19/12)
	.650 (13-20)	MORGAN STATE (11/16/12)
REBOUNDS	33	UW-MILWAUKEE (11/11/12)
	30	ELON (11/21/12)
ASSISTS	17	UW-MILWAUKEE (11/11/12)
	13	ELON (11/21/12)
	13	RIDER (11/19/12)
	13	MORGAN STATE (11/16/12)
STEALS	12	ELON (11/21/12)
	11	MORGAN STATE (11/16/12)
BLOCKED SHOTS	6	ELON (11/21/12)
	4	MORGAN STATE (11/16/12)
TURNOVERS	20	MORGAN STATE (11/16/12)
	17	RIDER (11/19/12)
FOULS	24	UW-MILWAUKEE (11/11/12)
	20	MORGAN STATE (11/16/12)

2012-13
 South Carolina High/Low Analysis (as of Nov 23, 2012)
 All games

South Carolina - GAME LOWS

POINTS	53		ELON (11/21/12)
	82		UW-MILWAUKEE (11/11/12)
	87		MORGAN STATE (11/16/12)
	88		RIDER (11/19/12)
FIELD GOALS MADE	18		ELON (11/21/12)
	28		UW-MILWAUKEE (11/11/12)
FIELD GOAL ATTEMPTS	56		ELON (11/21/12)
	57		MORGAN STATE (11/16/12)
FIELD GOAL PERCENTAGE	.321	(18-56)	ELON (11/21/12)
	.444	(28-63)	UW-MILWAUKEE (11/11/12)
3 PT FIELD GOALS MADE	0		UW-MILWAUKEE (11/11/12)
	6		MORGAN STATE (11/16/12)
	6		ELON (11/21/12)
3 PT FG ATTEMPTS	11		UW-MILWAUKEE (11/11/12)
	16		MORGAN STATE (11/16/12)
3 PT FG PERCENTAGE	.000	(0-11)	UW-MILWAUKEE (11/11/12)
	.316	(6-19)	ELON (11/21/12)
FREE THROWS MADE	11		RIDER (11/19/12)
	11		ELON (11/21/12)
FREE THROW ATTEMPTS	14		RIDER (11/19/12)
	17		ELON (11/21/12)
FREE THROW PERCENTAGE	.647	(11-17)	ELON (11/21/12)
	.786	(11-14)	RIDER (11/19/12)
REBOUNDS	33		RIDER (11/19/12)
	35		MORGAN STATE (11/16/12)
ASSISTS	10		MORGAN STATE (11/16/12)
	10		ELON (11/21/12)
STEALS	5		UW-MILWAUKEE (11/11/12)
	5		MORGAN STATE (11/16/12)
	5		RIDER (11/19/12)
BLOCKED SHOTS	2		MORGAN STATE (11/16/12)
	2		RIDER (11/19/12)
TURNOVERS	17		UW-MILWAUKEE (11/11/12)
	18		RIDER (11/19/12)
FOULS	16		UW-MILWAUKEE (11/11/12)
	16		ELON (11/21/12)

2012-13
 South Carolina High/Low Analysis (as of Nov 23, 2012)
 All games

Opponent - GAME LOWS

POINTS	65		ELON (11/21/12)
	71		MORGAN STATE (11/16/12)
	75		UW-MILWAUKEE (11/11/12)
	76		RIDER (11/19/12)
FIELD GOALS MADE	26		UW-MILWAUKEE (11/11/12)
	26		ELON (11/21/12)
FIELD GOAL ATTEMPTS	53		MORGAN STATE (11/16/12)
	53		RIDER (11/19/12)
FIELD GOAL PERCENTAGE	.388	(26-67)	UW-MILWAUKEE (11/11/12)
	.456	(26-57)	ELON (11/21/12)
3 PT FIELD GOALS MADE	2		MORGAN STATE (11/16/12)
	6		RIDER (11/19/12)
3 PT FG ATTEMPTS	13		MORGAN STATE (11/16/12)
	14		RIDER (11/19/12)
3 PT FG PERCENTAGE	.154	(2-13)	MORGAN STATE (11/16/12)
	.424	(14-33)	UW-MILWAUKEE (11/11/12)
FREE THROWS MADE	5		ELON (11/21/12)
	9		UW-MILWAUKEE (11/11/12)
FREE THROW ATTEMPTS	11		ELON (11/21/12)
	19		UW-MILWAUKEE (11/11/12)
FREE THROW PERCENTAGE	.455	(5-11)	ELON (11/21/12)
	.474	(9-19)	UW-MILWAUKEE (11/11/12)
REBOUNDS	22		MORGAN STATE (11/16/12)
	23		RIDER (11/19/12)
ASSISTS	13		MORGAN STATE (11/16/12)
	13		RIDER (11/19/12)
	13		ELON (11/21/12)
STEALS	7		UW-MILWAUKEE (11/11/12)
	9		RIDER (11/19/12)
BLOCKED SHOTS	2		RIDER (11/19/12)
	3		UW-MILWAUKEE (11/11/12)
TURNOVERS	14		ELON (11/21/12)
	15		UW-MILWAUKEE (11/11/12)
FOULS	13		RIDER (11/19/12)
	19		ELON (11/21/12)

2012-13
South Carolina Player High/Low Analysis (as of Nov 23, 2012)
All games

South Carolina - I N D I V I D U A L G A M E H I G H S

Points	22		WILLIAMS, Brenton vs Rider (11/19/12)
	20		PAGE, LaShay vs Morgan State (11/16/12)
	19		PAGE, LaShay vs UW-Milwaukee (11/11/12)
	18		KACINAS, Mindaugas vs Rider (11/19/12)
	17		SMITH, Eric vs Morgan State (11/16/12)
	17		CARRERA, Michael vs UW-Milwaukee (11/11/12)
Field Goals Made	8		KACINAS, Mindaugas vs Rider (11/19/12)
	7		JACKSON, Lakeem vs Elon (11/21/12)
	7		WILLIAMS, Brenton vs Rider (11/19/12)
	7		JACKSON, Lakeem vs Rider (11/19/12)
	7		PAGE, LaShay vs UW-Milwaukee (11/11/12)
Field Goal Att.	18		PAGE, LaShay vs UW-Milwaukee (11/11/12)
	13		JACKSON, Lakeem vs Elon (11/21/12)
	13		PAGE, LaShay vs Morgan State (11/16/12)
	13		WILLIAMS, Brenton vs Morgan State (11/16/12)
FG Pct (min 5 made)	.875	(7-8)	JACKSON, Lakeem vs Rider (11/19/12)
	.727	(8-11)	KACINAS, Mindaugas vs Rider (11/19/12)
3-Point FG Made	5		WILLIAMS, Brenton vs Rider (11/19/12)
	4		PAGE, LaShay vs Rider (11/19/12)
3-Point FG Att.	8		WILLIAMS, Brenton vs Rider (11/19/12)
	6		RICHARDSON, Brian vs Elon (11/21/12)
	6		PAGE, LaShay vs Rider (11/19/12)
	6		PAGE, LaShay vs Morgan State (11/16/12)
	6		PAGE, LaShay vs UW-Milwaukee (11/11/12)
3-Pt FG Pct (min 2 made)	.667	(4-6)	PAGE, LaShay vs Rider (11/19/12)
	.667	(2-3)	RICHARDSON, Brian vs Morgan State (11/16/12)
Free Throws Made	8		WILLIAMS, Brenton vs UW-Milwaukee (11/11/12)
	6		PAGE, LaShay vs Morgan State (11/16/12)
	6		SMITH, Eric vs Morgan State (11/16/12)
	6		KACINAS, Mindaugas vs UW-Milwaukee (11/11/12)
Free Throw Att.	9		SMITH, Eric vs Morgan State (11/16/12)
	8		KACINAS, Mindaugas vs UW-Milwaukee (11/11/12)
	8		WILLIAMS, Brenton vs UW-Milwaukee (11/11/12)
FT Pct (min 3 made)	1.000	(8-8)	WILLIAMS, Brenton vs UW-Milwaukee (11/11/12)
	1.000	(6-6)	PAGE, LaShay vs Morgan State (11/16/12)
	1.000	(5-5)	CARRERA, Michael vs UW-Milwaukee (11/11/12)
	1.000	(3-3)	RICHARDSON, Brian vs Rider (11/19/12)
	1.000	(3-3)	WILLIAMS, Brenton vs Rider (11/19/12)
	1.000	(3-3)	WILLIAMS, Brenton vs Morgan State (11/16/12)
Rebounds	15		CARRERA, Michael vs UW-Milwaukee (11/11/12)
	13		KACINAS, Mindaugas vs UW-Milwaukee (11/11/12)
Assists	6		RICHARDSON, Brian vs Rider (11/19/12)
	4		RICHARDSON, Brian vs Elon (11/21/12)
	4		WILLIAMS, Brenton vs Rider (11/19/12)
	4		JACKSON, Lakeem vs Morgan State (11/16/12)
	4		SMITH, Eric vs UW-Milwaukee (11/11/12)
Steals	2		JACKSON, Lakeem vs Elon (11/21/12)
	2		JACKSON, Lakeem vs Rider (11/19/12)
	2		PAGE, LaShay vs Morgan State (11/16/12)
Blocked Shots	3		CARRERA, Michael vs UW-Milwaukee (11/11/12)
	2		JACKSON, Lakeem vs Elon (11/21/12)
Turnovers	4		WILLIAMS, Brenton vs Elon (11/21/12)
	4		RICHARDSON, Brian vs Elon (11/21/12)

	4	KACINAS, Mindaugas vs Elon (11/21/12)
	4	JACKSON, Lakeem vs Rider (11/19/12)
	4	LEONARD, Damien vs Rider (11/19/12)
	4	WILLIAMS, Brenton vs UW-Milwaukee (11/11/12)
	4	SMITH, Eric vs UW-Milwaukee (11/11/12)
Fouls	5	SLAWSON, RJ vs Morgan State (11/16/12)
	4	SLAWSON, RJ vs Elon (11/21/12)
	4	SMITH, Eric vs Rider (11/19/12)
	4	SLAWSON, RJ vs Rider (11/19/12)
	4	RICHARDSON, Brian vs Morgan State (11/16/12)
	4	CARRERA, Michael vs UW-Milwaukee (11/11/12)

2012-13
 South Carolina Opponent High/Low Analysis (as of Nov 23, 2012)
 All games

OPPONENT INDIVIDUAL GAME HIGHS

Points	28		AARON, Jordan vs UW-Milwaukee (11/11/12)
	26		Lindsey, Nurideen vs Rider (11/19/12)
	20		BLACK,Justin vs Morgan State (11/16/12)
	17		TROUTMAN, Lucas vs Elon (11/21/12)
	15		HUBBARD,Anthony vs Morgan State (11/16/12)
Field Goals Made	9		Lindsey, Nurideen vs Rider (11/19/12)
	9		BLACK,Justin vs Morgan State (11/16/12)
	9		AARON, Jordan vs UW-Milwaukee (11/11/12)
Field Goal Att.	24		AARON, Jordan vs UW-Milwaukee (11/11/12)
	15		Lindsey, Nurideen vs Rider (11/19/12)
FG Pct (min 5 made)	.692	(9-13)	BLACK,Justin vs Morgan State (11/16/12)
	.667	(8-12)	TROUTMAN, Lucas vs Elon (11/21/12)
3-Point FG Made	7		AARON, Jordan vs UW-Milwaukee (11/11/12)
	3		KOCH, Sebastian vs Elon (11/21/12)
	3		ISENBARGER, Jack vs Elon (11/21/12)
	3		Myles, Anthony vs Rider (11/19/12)
3-Point FG Att.	14		AARON, Jordan vs UW-Milwaukee (11/11/12)
	7		KOCH, Sebastian vs Elon (11/21/12)
	7		NIANG, Thierno vs UW-Milwaukee (11/11/12)
3-Pt FG Pct (min 2 made)	1.000	(2-2)	HAARSMMA, James vs UW-Milwaukee (11/11/12)
	.600	(3-5)	ISENBARGER, Jack vs Elon (11/21/12)
Free Throws Made	7		Lindsey, Nurideen vs Rider (11/19/12)
	7		HUBBARD,Anthony vs Morgan State (11/16/12)
Free Throw Att.	9		Lindsey, Nurideen vs Rider (11/19/12)
	7		HUBBARD,Anthony vs Morgan State (11/16/12)
FT Pct (min 3 made)	1.000	(7-7)	HUBBARD,Anthony vs Morgan State (11/16/12)
	.778	(7-9)	Lindsey, Nurideen vs Rider (11/19/12)
Rebounds	10		HAARSMMA, James vs UW-Milwaukee (11/11/12)
	8		Stewart, Daniel vs Rider (11/19/12)
Assists	6		JACKSON,DeWayne vs Morgan State (11/16/12)
	6		AARON, Jordan vs UW-Milwaukee (11/11/12)
Steals	5		JACKSON,DeWayne vs Morgan State (11/16/12)
	3		KOCH, Sebastian vs Elon (11/21/12)
	3		TROUTMAN, Lucas vs Elon (11/21/12)
	3		Lindsey, Nurideen vs Rider (11/19/12)
	3		PRETLOW,Donte vs Morgan State (11/16/12)
	3		AARON, Jordan vs UW-Milwaukee (11/11/12)
Blocked Shots	2		BEAUMONT, Ryley vs Elon (11/21/12)
	2		TROUTMAN, Lucas vs Elon (11/21/12)
	2		DUNCAN,Shaquille vs Morgan State (11/16/12)
	2		KELM, Kyle vs UW-Milwaukee (11/11/12)
Turnovers	8		JACKSON,DeWayne vs Morgan State (11/16/12)
	5		Lindsey, Nurideen vs Rider (11/19/12)
Fouls	5		WINTERS, Ryan vs Elon (11/21/12)
	5		HUBBARD,Anthony vs Morgan State (11/16/12)
	5		AARON, Jordan vs UW-Milwaukee (11/11/12)