



# 2012 SOUTH CAROLINA GAMECOCK SOFTBALL

**Contact:** Koby Padgett ♦ **Office:** (803) 777-8017 ♦ **Cell:** (803) 386-8345 ♦ **Fax:** (803) 777-2967 ♦ **E-mail:** kpadgett@sc.edu  
**Web:** GamecocksOnline.com ♦ **Address:** Williams Brice Stadium, 1125 George Rogers Blvd., Columbia, SC 29208

## 2012 Schedule/Results (23-20, 3-13 SEC)

Date	Opponent	W	L	Score/Time
2/10	Tennessee State#		L	2-4
2/11	Western Kentucky#	W		5-4 (8)
2/11	Winthrop#	W		8-1
2/12	Cleveland State#	W		7-4
2/17	vs. Providence%	W		11-3 (5)
2/18	vs. Illinois-Chicago%	W		5-0
2/18	at Florida International%	L		1-3
2/19	vs. Jacksonville%	L		6-7
2/19	vs. Villanova%	W		15-3 (5)
2/22	Winthrop	W		9-1 (5)
2/24	Elon&			Canceled
2/25	Appalachian State&	W		7-4
2/25	Presbyterian&	W		8-1
2/26	George Washington&	W		4-2
2/28	Charleston Southern	L		0-2
2/28	Charleston Southern	W		11-2 (5)
2/29	at Charlotte	W		13-7
3/2	vs. Portland State^	W		2-1
3/2	vs. Maine^	W		13-4 (5)
3/3	at UC Riverside^	W		9-4
3/4	vs. UC Davis^	W		3-2
3/7	at Coastal Carolina	L		1-2
3/7	at Coastal Carolina	L		2-5
3/9	Arkansas*	L		4-5 (8)
3/10	Arkansas*	W		7-2
3/11	Arkansas*	W		8-7
3/13	Mississippi State*	L		6-10
3/13	Mississippi State*	L		0-9 (5)
3/14	Charlotte	W		6-5
3/16	at No. 4/4 Florida*	L		1-9 (5)
3/17	at No. 4/4 Florida* (SUN)	L		0-1
3/18	at No. 4/4 Florida*	L		3-7
3/21	at No. 24/25 North Carolina	L		0-8 (5)
3/23	LSU*	L		0-5
3/24	LSU*	L		0-5
3/25	LSU*	L		0-9 (6)
3/28	at Winthrop	W		12-2 (5)
3/31	Longwood	W		7-2
3/31	Longwood	W		12-5
4/6	at Kentucky*	W		9-1 (5)
4/7	at Kentucky*	L		0-7
4/8	at Kentucky*	L		5-10
4/11	at No. 11/11 Georgia*	L		3-4
4/11	at No. 11/11 Georgia*	L		3-8
4/13	at No. 2/2 Alabama*			7:30 PM
4/14	at No. 2/2 Alabama*			5:30 PM
4/15	at No. 2/2 Alabama*			2:30 PM
4/20	Tennessee*			7 PM
4/21	Tennessee*			4 PM
4/22	Tennessee*			1 PM
4/27	Auburn*			7 PM
4/28	Auburn*			7 PM
4/29	Auburn*			1 PM
5/4	at Mississippi*			7 PM
5/5	at Mississippi*			3 PM
5/6	at Mississippi*			2 PM (SPSO)

**Bold** indicates home game      All times Eastern  
 SUN - Sun Sports      SPSO - SportSouth  
 \* - Southeastern Conference Game  
 # - Palmetto Classic (Beckham Field)  
 % - Blue & Gold Feisberg Memorial (Miami, Fla.)  
 & - Gamecock Invitational (Beckham Field)  
 ^ - Highlander Classic (Riverside, Calif.)

## Next Four Opponents

 <b>No. 2/2 Alabama</b> <b>(37-2, 14-2 SEC)</b> <b>Fri-Sun., April 13-15</b> <i>Tuscaloosa, Ala.</i> <b>Series History</b> UA leads 29-16 <b>Trend</b> UA won last six <b>Last Series</b> UA swept (4/1-3/11)	 <b>No. 10/10 Tennessee</b> <b>(32-9, 13-6 SEC)</b> <b>Fri-Sun., April 20-22</b> <i>Beckham Field</i> <b>Series History</b> UT leads 28-15 <b>Trend</b> UT won last 21 <b>Last Series</b> UT swept (3/25-27/11)	 <b>Auburn</b> <b>(26-15, 5-11 SEC)</b> <b>Fri-Sun., April 27-29</b> <i>Beckham Field</i> <b>Series History</b> AU leads 23-21 <b>Trend</b> AU won last six <b>Last Series</b> AU swept (3/18-27/11)	 <b>Mississippi</b> <b>(16-21, 3-11 SEC)</b> <b>Fri-Sun., May 4-6</b> <i>Oxford, Miss.</i> <b>Series History</b> AU leads 23-21 <b>Trend</b> AU won last six <b>Last Series</b> AU swept (3/18-27/11)
--	---	---	--

## Inside

- ✓ South Carolina's roster and breakdown (p. 2)
- ✓ SC concludes road trip at No. 2/2 Alabama (p. 3)
- ✓ Garcia strong atop lineup (p. 3)
- ✓ Trio of seniors specializing in 2B, 3B and HR (p. 3)
- ✓ Struett stellar, takes SEC Freshman award (p. 3)
- ✓ Power good predictor for SC wins (p. 3)
- ✓ Starting innings right offensively a big plus for SC (p. 4)
- ✓ Gamecocks have posted big individual RBI days (p. 4)
- ✓ Hawkins' power evident (p. 4)
- ✓ A close game turnaround would help (p. 4)
- ✓ Broyles gets tougher in tougher situations (p. 5)
- ✓ Gamecocks in the SEC stats (p. 5 sidebar)
- ✓ Scouting Alabama, history and last series recap (p. 6)
- ✓ Experience reigns for Gamecocks (p. 6)
- ✓ Gamecocks in the NCAA stat rankings (p. 7 sidebar)
- ✓ SC updates to career charts (p. 8 sidebar)
- ✓ SC lineup by position & batting order (p. 9-10)
- ✓ Gamecocks in SC's single-season top 10 (p. 9-10)
- ✓ SC player updates (p. 11-16)
- ✓ Box score QR links (p. 17-18)

## South Carolina Pitching Staff

No.	Name	Ht.	Class	ERA	W-L	App-GS	Sv	IP	BB	So	Avg.	Notes
80	Audrey Broyles	5-10	R-Jr.	3.19	7-6	15-13	0	72.1	36	38	.254	Posted 2 W's at UCR
33	Katelynn Howser	5-8	Fr.	3.63	8-6	29-13	3	104.0	74	72	.261	10 Ks, 8 BB in W vs. Pres.
9	Kristen Struett	5-7	Fr.	4.81	2-1	5-2	0	16.0	16	2	.300	1st career CG, W at Winthrop
21	Kierstyn White	5-10	Sr.	4.55	6-7	24-15	0	77.0	50	21	.283	1st SHO vs. Illinois-Chicago

## Projected Starting Position Players

Pos.	Name	B/T	Ht.	Class	Avg/OBP/SLG	Notes
C	Shelby Gonzales	R/R	5-8	Jr.	.239/.414/.388	Third on the team in on-base percentage
1B	Molly Brossart	R/R	5-7	Sr.	.213/.312/.300	2-for-3 with 2 R, 2 RBI vs. Villanova
	or					
1B/C	Olivia Lawrence	L/R	5-6	Fr.	.186/.286/.302	Hit first career homer in game two at Coastal
2B	Dana Hathorn	R/R	5-6	So.	.306/.354/.388	Game-tying two-RBI single in 7th at Georgia
3B	Evan Childs	R/R	5-10	Sr.	.296/.379/.584	Seventh on SC's career HR list
SS	Samie Garcia	L/R	5-6	Jr.	.390/.458/.610	Had a team-best 21-game hitting streak
LF	Kaitlin Westfall	R/R	5-6	Sr.	.306/.408/.540	Tops in SEC with 15 doubles
CF	Lauren Lackey	L/R	5-6	Sr.	.413/.448/.516	Team's leading hitter and stolen-base threat
RF	Chelsea Hawkins	R/R	5-5	So.	.339/.380/.570	Tied for second on team with 28 RBI
DP	Kaela Jackson	R/R	5-6	R-Sr.	.212/.255/.346	4 2Bs, including bases-loaded one at UK (4/6)

## Coaching Staff

### Head Coach

Beverly Smith

### Assistant Coaches

Janelle Breneman, Calvin Beamon

### Volunteer Assistant

Chrissy Schoonmaker

### Student Assistant

Ashley Chastain

## Numerical Roster

No	Name	Pos.	B/T	Ht.	Class	EX	Hometown/Previous School
1	Molly Brossart	1B	R/R	5-8	Sr.	1L	Tucson, Ariz./Yavapai College
4	Lauren Lackey	OF	L/R	5-6	Sr.	3L	Lake Elsinore, Calif./Temescal Canyon
9	Kristen Struett	OF/P	R/R	5-7	Fr.	HS	Westminster, Calif./Marina
10	Chelsea Hawkins	OF	R/R	5-6	So.	1L	Piedmont, S.C./Wren
11	Evan Childs	IF	R/R	5-10	Sr.	3L	Conway, S.C./Conway
12	Samie Garcia	IF	L/R	5-6	Jr.	1L	Downey, Calif./Cerritos College
13	Kelley Dillon	IF	R/R	5-7	Sr.	1L	Hanahan, S.C./College of Charleston
14	Kylie Morin	IF	L/R	5-7	Sr.	1L	Salem, Ore./Yavapai College
15	Lacey Rother	C/1B	R/R	5-11	Fr.	HS	Long Beach, Calif./Lakewood
16	Sam Arbaugh	IF	R/R	5-1	Sr.	3L	Aiken, S.C./Aiken
17	Shelby Gonzales	C	R/R	5-8	Jr.	TR	Moses Lake, Wash./North Idaho College
18	Codee Yeske	IF	R/R	5-8	So.	TR	Lexington, S.C./Presbyterian
20	Kaitlin Westfall	OF	R/R	5-6	Sr.	3L	Macon, Ga./Mount de Sales Academy
21	Kierstyn White	P	R/R	5-10	Sr.	3L	Columbia, S.C./Irmo
22	Jackie Slawson	OF	L/R	5-8	Sr.	1L	Ladson, S.C./Spartanburg Methodist College
23	Julie Sarratt	P/1B	R/R	5-4	So.	1L	Gaffney, S.C./Gaffney
24	Dana Hathorn	IF	R/R	5-6	So.	1L	Orlando, Fla./Timber Creek
25	Olivia Lawrence	C/1B	L/R	5-6	Fr.	HS	Woodstown, N.J./Gloucester Catholic
30	Kaela Jackson	OF	R/R	5-6	R-Sr.	1L	Morristown, Tenn./Chattanooga State Community College
33	Katelynn Howser	P	R/R	5-8	Fr.	HS	Woodstock, Ga./Sequoyah
42	Hannah Milks	OF	R/R	5-5	Jr.	2L	Greenville, S.C./Wade Hampton
80	Audrey Broyles	P	R/R	5-10	R-Jr.	2L	Pembroke Pines, Fla./Pembroke Pines Charter

## Alphabetical Roster

No	Name	Pos.	B/T	Ht.	Class	EX	Hometown/Previous School
16	Sam Arbaugh	IF	R/R	5-1	Sr.	3L	Aiken, S.C./Aiken
1	Molly Brossart	1B	R/R	5-8	Sr.	1L	Tucson, Ariz./Yavapai College
80	Audrey Broyles	P	R/R	5-10	R-Jr.	2L	Pembroke Pines, Fla./Pembroke Pines Charter
11	Evan Childs	IF	R/R	5-10	Sr.	3L	Conway, S.C./Conway
13	Kelley Dillon	IF	R/R	5-7	Sr.	1L	Hanahan, S.C./College of Charleston
12	Samie Garcia	IF	L/R	5-6	Jr.	1L	Downey, Calif./Cerritos College
17	Shelby Gonzales	C	R/R	5-8	Jr.	TR	Moses Lake, Wash./North Idaho College
24	Dana Hathorn	IF	R/R	5-6	So.	1L	Orlando, Fla./Timber Creek
10	Chelsea Hawkins	OF	R/R	5-6	So.	1L	Piedmont, S.C./Wren
33	Katelynn Howser	P	R/R	5-8	Fr.	HS	Woodstock, Ga./Sequoyah
30	Kaela Jackson	OF	R/R	5-6	R-Sr.	1L	Morristown, Tenn./Chattanooga State Community College
4	Lauren Lackey	OF	L/R	5-6	Sr.	3L	Lake Elsinore, Calif./Temescal Canyon
25	Olivia Lawrence	C/1B	L/R	5-6	Fr.	HS	Woodstown, N.J./Gloucester Catholic
42	Hannah Milks	OF	R/R	5-5	Jr.	2L	Greenville, S.C./Wade Hampton
14	Kylie Morin	IF	L/R	5-7	Sr.	1L	Salem, Ore./Yavapai College
15	Lacey Rother	C/1B	R/R	5-11	Fr.	HS	Long Beach, Calif./Lakewood
23	Julie Sarratt	P/1B	R/R	5-4	So.	1L	Gaffney, S.C./Gaffney
22	Jackie Slawson	OF	L/R	5-8	Sr.	1L	Ladson, S.C./Spartanburg Methodist College
9	Kristen Struett	OF/P	R/R	5-7	Fr.	HS	Westminster, Calif./Marina
20	Kaitlin Westfall	OF	R/R	5-6	Sr.	3L	Macon, Ga./Mount de Sales Academy
21	Kierstyn White	P	R/R	5-10	Sr.	3L	Columbia, S.C./Irmo
18	Codee Yeske	IF	R/R	5-8	So.	TR	Lexington, S.C./Presbyterian

### Coaching Staff

#### Head Coach

Beverly Smith (North Carolina, 1995)

#### Assistant Coach

Janelle Breneman (Bloomsburg, 1994)

#### Assistant Coach

Calvin Beamon (UNLV, 2010)

#### Volunteer Ass't. Coach

Chrissy Schoonmaker (South Carolina, 2007)

#### Student Ass't. Coach

Ashley Chastain (South Carolina, 2011)

### Roster by Class

**Senior (10):** Sam Arbaugh, Molly Brossart, Evan Childs, Kelley Dillon, Kayla Jackson, Lauren Lackey, Kylie Morin, Jackie Slawson, Kaitlin Westfall, Kierstyn White

**Junior (4):** Audrey Broyles, Samie Garcia, Shelby Gonzales, Hannah Milks

**Sophomore (4):** Dana Hathorn, Chelsea Hawkins, Julie Sarratt, Codee Yeske

**Freshman (4):** Katelynn Howser, Olivia Lawrence, Lacey Rother, Kristen Struett

### Roster by Height

**5-11** Lacey Rother  
**5-10** Audrey Broyles, Evan Childs, Kierstyn White  
**5-8** Molly Brossart, Shelby Gonzales, Katelynn Howser, Jackie Slawson, Codee Yeske  
**5-7** Kelley Dillon, Kylie Morin, Kristen Struett  
**5-6** Samie Garcia, Dana Hathorn, Chelsea Hawkins, Kaela Jackson, Lauren Lackey, Olivia Lawrence, Kaitlin Westfall  
**5-5** Hannah Milks  
**5-4** Julie Sarratt  
**5-1** Sam Arbaugh

### Roster by State

**South Carolina (9):** Sam Arbaugh, Evan Childs, Kelley Dillon, Chelsea Hawkins, Hannah Milks, Julie Sarratt, Jackie Slawson, Kierstyn White, Codee Yeske  
**California (4):** Samie Garcia, Lauren Lackey, Lacey Rother, Kristen Struett  
**Florida (2):** Audrey Broyles, Dana Hathorn  
**Georgia (2):** Katelynn Howser, Kaitlin Westfall  
**Arizona (1):** Molly Brossart  
**New Jersey (1):** Olivia Lawrence  
**Oregon (1):** Kylie Morin  
**Tennessee (1):** Kaela Jackson  
**Washington (1):** Shelby Gonzales

**South Carolina Concludes Road Trip with Three Games at No. 2/2 Alabama**

Concluding a grueling SEC eight-game road trip, South Carolina (23-20, 3-13 SEC) faces No. 2/2 Alabama (37-2, 14-2 SEC) in a three-game series at Rhoads Stadium. Friday's start is set for 6:30 p.m. CDT, while Saturday's first pitch has been moved back to 4:30 p.m. CDT. Sunday's contest is slated for 1:30 p.m. CDT. A live audio broadcast and Gametracker live stats will be available at GamecocksOnline.com, while score updates will also be posted to the team Twitter account, @GamecockSoftbl.

**Garcia Still Strong Atop Lineup**

Shortstop Samie Garcia ranks second on the team and sixth in the SEC with a .390 batting average, and she's second in the league with 53 hits. She's also tied for fourth in the SEC in runs and in the top 15 in the conference stats in slugging percentage, doubles, triples and stolen bases. She also ranks in the top 20 in many of South Carolina's all-time hitting categories, which can be found on page 8 of these notes.

The Easter Sunday contest at Kentucky (4/8) was outstanding for the Bell, Calif., native, as she hit two homers and scored three times. The junior saw her 21-game hitting streak snapped in the first game versus Arkansas (3/9), the second-longest documented skein in Gamecock history. In front of family and a large crowd at the Highlander Classic, Garcia went 3-for-4 with the game-tying RBI double in the 3-2 comeback win over UC Davis. And during the Blue & Gold Feisberg Memorial, she led the team with nine RBI in the event. Her grand slam versus Providence helped propel South Carolina to the 9-1 (5) win.

**Childs Prefers to Trot . . .**

Senior third baseman Evan Childs has tallied 10 homers on the year, becoming the third Gamecock to crack double-digit homers in a single season. With 16 in her career, she's seventh on South Carolina's all-time list, one in back of three-time Academic All-American Ashley Smith. She's vying to be the first Gamecock since McKenna Hughes (2004-07) to lead the team in homers twice in her career.

Two of Childs' homers came in the Gamecocks' series-clinching 8-7 victory over Arkansas on March 11, the second two-homer game of her career, tying the program's single-game record again. She also hit the second homer off Florida Gator pitching this season on March 18.

**While Lackey Likes Stretching It to Three . . .**

Senior outfielder Lauren Lackey has five triples on the year, standing alone in the SEC lead. Lackey is looking to be the first Gamecock since Ashton Payne in 2007-08 to lead the team in triples in consecutive seasons. She's tied for seventh on the Gamecocks' career triples chart with 10 with former standouts Joyce McMillin and two-time All-American Karen Sanchelli.

Lackey ranks second in the SEC with her .413 batting average, and she's tied for 12th with 10 stolen bases, leading the team in both. She's also third in the league with 52 hits and tied for fourth with six sacrifice bunts.

**Westfall A Double Machine in 2012**

Senior leftfielder Kaitlin Westfall leads the SEC with 15 doubles this season, tying for 10th on South Carolina's single-season top-10 list. Westfall has two more than her closest competition in the league. Five of Westfall's came in the Blue & Gold Feisberg Memorial, as she posted two each in wins over Illinois-Chicago and Villanova.

Westfall has also contributed four round-trippers on the year, and they both came in pairs on a single day. On March 2, she hit one against both Portland State and Maine in the Highlander Classic at UC Riverside. On March 31, she had one in each end of the doubleheader versus Longwood, including a grand slam in game two that gave the Gamecocks a lead they never relinquished.

**Carolina in the Month of April**

Since 1984, the Gamecocks are 356-211-1 (.628) in the fourth month of the year. In April SEC games, South Carolina is 102-118 (.464).

**Struett Stellar in First Week of Action**

Freshman Kristen Struett bided her time until she made her debut. But she definitely knew how to make an impact once playing. She went 1-for-3 in pinch-hitting duty against LSU while tossing the final 2.1 innings in the Sunday contest. Struett shined against Winthrop and Longwood, earning SEC Freshman of the Week honors. She tossed a complete game in Rock Hill and hit her first career homer. She added hits in both ends of the twinbill versus the Lancers and another pitching win in game two.

**The Long Ball Proving to Be Bellweather Again for Gamecocks**

The 2012 Gamecocks have tallied 36 homers on the year, the second-highest total in program history. And yet again, the homers point to good things for the team. South Carolina is 17-5 when sending at least one ball out, while it is 3-15 when going without a triple or homer. Last season, the Gamecocks went 17-6 in games in which they hit a homer while winning just three games when the team did not record at least one triple or one home run.

**Quick Facts**

Location .....	Columbia, S.C.
Founded .....	1801
Enrollment .....	28,481
Colors .....	Garnet (PMS 202C) and Black
Nickname .....	Gamecocks
Affiliation .....	Southeastern (Eastern Division)
President .....	Dr. Harris Pastides
Athletic Director .....	Eric Hyman
Senior Associate AD/SWA .....	Judy Van Horn
Assistant AD (Sport Supervisor) .....	Raymond Harrison
Faculty Athletics Representative .....	Dr. Zach Kelehear
Home Field .....	Beckham Field
Capacity .....	700
Dimensions .....	L-200, C-220, R-200, Alleys-210
NCAA Tournament Appearances .....	15
NCAA Super Regional Appearances .....	1
NCAA College World Series Appearances .....	3
IAAW College World Series Appearances .....	5
SEC Championships .....	1
SEC Eastern Division Championships .....	4
SEC Tournament Championships .....	2
2011 Record .....	26-30
2011 Conference Record .....	6-22
2011 Conference Finish .....	5th East
Postseason .....	N/A
Letterwinners Returning/Lost .....	16/6
Position Starters Returning/Lost .....	8/2
Pitchers Returning/Lost .....	3/2
Newcomers .....	6

**Media Information**

Assistant AD/Media Relations .....	Steve Fink
Asst. Director/Softball Contact .....	Koby Padgett
Office Phone .....	(803) 777-8017
Email .....	kpadgett@sc.edu
Personal Phone .....	(803) 386-8345
Office FAX .....	(803) 777-2967
Department Website .....	GamecocksOnline.com
Dept. Facebook .....	facebook.com/GamecocksOnline
Team Facebook .....	facebook.com/GamecockSoftball
Dept. Twitter .....	Twitter.com/GamecocksOnline
Team Twitter .....	Twitter.com/GamecockSoftbl
Mailing Address .....	1125 George Rogers Blvd. Williams Brice Stadium Columbia, SC 29208

**Pronunciation Guide**

Molly BROSSART .....	BRAH-surt
Dana HATHORN .....	HATH-horn
Kylie MORIN .....	mo-RIN
Julie SARRATT .....	Sah-RAT
Chrissy SCHOONMAKER .....	SCHOON-make-er
CODEE YESKE .....	KO-dee YES-key

**Gamecock Staff**

Head Coach .....	Beverly Smith
Alma Mater .....	North Carolina, 1995
Overall/SC Record .....	48-51/Same
Assistant Coach .....	Janelle Breneman
Alma Mater .....	Bloomsburg, 1994
Assistant Coach .....	Calvin Beamon
Alma Mater .....	UNLV, 2010
Volunteer Assistant Coach .....	Chrissy Schoonmaker
Alma Mater .....	South Carolina, 2007
Student Assistant Coach .....	Ashley Chastain
Alma Mater .....	South Carolina, 2011
Managers .....	Taylor Barbalace, Robert Beary, Chelsea Guyton
Athletic Trainer .....	Caroline Crowley

**National Rankings - April 10 (Week 9)**

*USA Today/NFCA*

Rk	Team	Record	Points	Pre.
1	California (29)	36-1	749	1
2	Alabama (1)	37-2	715	2
3	Florida	32-4	655	6
4	Arizona State	35-4	648	7
5	Texas	32-4	612	3
6	Oklahoma	32-5	608	5
7	Washington	33-6	572	4
8	Louisiana-Lafayette	33-1	552	8
9	Missouri	30-6	501	11
10	Tennessee	31-9	487	10
11	Georgia	30-8	479	9
12	Louisville	33-2	417	12
13	Arizona	25-10	360	17
14	Hawai'i	32-4	341	15
15	Stanford	28-10	302	14
16	UCLA	25-10	285	13
17	Texas A&M	27-11	276	16
18	USF	36-5	267	18
19	Oregon	25-8	256	18
20	Michigan	27-10	186	19
21	Florida State	35-8	140	21
22	LSU	29-10	106	24
23	Baylor	26-13	92	22
24	North Carolina	27-10	89	23
25	Oregon State	26-10	32	25

RV: Tulsa 8, Georgia Tech 7, DePaul 3, New Mexico 2, two others received votes, but only appeared on one ballot.

*ESPN.com/USA Softball*

Rk	Team	Record	Points	Pre.
1.	California (20)	36-1	500	1
2.	Alabama	37-2	474	2
3.	Arizona State	35-4	462	5
4.	Florida	35-4	433	6
5.	Texas	32-4	384	3
6.	Oklahoma	32-5	379	7
7.	Louisiana-Lafayette	33-1	378	8
8.	Washington	33-6	366	4
9.	Missouri	30-6	359	11
10.	Tennessee	31-9	343	9
11.	Georgia	30-8	311	10
12.	Louisville	33-2	275	13
13.	Arizona	25-10	251	16
14.	Texas A&M	27-11	209	14
15.	Oregon	25-8	202	17
16.	USF	36-5	196	18
17.	UCLA	25-10	190	12
18.	Stanford	28-10	183	15
19.	Hawaii	32-4	145	19
20.	Michigan	27-10	132	20
21.	LSU	29-10	112	21
22.	Florida State	35-8	77	22
23.	Oregon State	26-10	41	23
24.	North Carolina	27-10	39	24
25.	Baylor	26-13	20	25

RV: Auburn 9; Syracuse 8; Tulsa 8; DePaul 4; North Carolina State 3; Oklahoma State 3; Nebraska 2; UCF 1; Georgia Tech 1.

**Starting Things Right Very Important for Gamecocks**

The Gamecocks thrive when they reach base to start an inning. As a team, South Carolina gets on base at a .421 clip to begin a frame. In the 20 contests where the team has started two or fewer innings with a base runner reaching, the Gamecocks are 7-13. Three of those seven wins came in games shortened by the mercy rule (Providence, Maine and Kentucky).

**Big RBI Games Already Surpassing Last Year**

The Gamecocks have posted seven four-or-more-RBI games already in 2012, four more than what the team did in the whole of 2011. Sophomores Chelsea Hawkins (2/11) and Dana Hathorn (2/22) both drove home four in wins over Winthrop, while junior Samie Garcia had a grand slam in the win over Providence (2/17). Senior Evan Childs has two four-RBI games on the season, the last in the comeback triumph over Arkansas to clinch the series on March 11. Freshman Kristen Struett, in her first career start, hit a homer and drove in four in the win at Winthrop (3/28). And senior Kaitlin Westfall joined the act in game two against Longwood (3/31), launching her first career grand slam and adding another RBI for the first five-RBI day since Jill Semento's day on April 7, 2009 against Coastal Carolina.

**Hathorn Leads Gamecocks to Walkoff Win vs. Charlotte**

Sophomore second baseman Dana Hathorn stepped up with another big hit to lead the Gamecocks over Charlotte on March 14. She poked a single to left to score Kaitlin Westfall from third and give South Carolina its second comeback win in four days.

In the first game at No. 11/11 Georgia on April 11, Hathorn tied the game in the seventh with a two-out, two-RBI single, adding to her big-hit résumé.

**Hawkins Providing Thump**

Sophomore Chelsea Hawkins has provided a lot of power for the Gamecocks this season, hitting six homers, one shy of making South Carolina's top-10 single-season charts, while adding 10 doubles. She's driven in 28 runs, tied for second on the team, and also stands third in batting average (.339) and in slugging percentage (.570).

**Horseshoes, Hand Grenades, Etc.**

In last year's 26-30 season, South Carolina went 7-11 in one-run games and 1-3 in extra-inning affairs. Turning half of those one-run losses into wins would move the Gamecocks a long way to their goal of NCAA Tournament eligibility. The Gamecocks stand at 1-1 in extra-inning games this season, getting a 5-4 victory in eight over Western Kentucky, and hold a 5-5 mark in one-run games.

**Howser a Bullpen Ace in Early Going**

Freshman Katelynn Howser has done some of her best work in 2012 out of the bullpen. In 16 relief appearances, tied for seventh most in a year for a Gamecock, she's picked up three saves, which ranks ninth on South Carolina's single-season chart, and three of her eight wins while posting a 2.56 ERA in 43.2 innings. In her 13 starts, she's 5-6, tossing six complete games and posting a 4.41 ERA in 60.1 innings.

**Childs' Game-Ending Blast New Feeling for These Gamecocks**

South Carolina senior Evan Childs ended the series finale against Arkansas on March 11 with a two-run home run, helping the team claim its first win of the season when trailing heading into the seventh inning. Childs' walk-off shot is the first for the Gamecocks since McKenna Hughes ended a nine-inning affair against Ole Miss in similar fashion in the second game of the doubleheader on May 5, 2007. It was Hughes' ninth round-tripper in her program-best 11-homer year, a mark Childs is one homer from tying.

**Broyles Goes the Distance and More**

Redshirt junior Audrey Broyles passed a personal milestone in her first start of 2012, tossing 117 pitches in the complete-game victory over Western Kentucky. That marked the first time since 2010 that Broyles had thrown that many pitches, when she threw 120 in the loss at Florida Atlantic. Broyles felt so strong that she tossed another 1.1 innings against Winthrop immediately following.

The Pembroke Pines, Fla., product leads the Gamecocks with a 3.19 ERA, tossing 72.1 innings this season. She made her first relief appearance of the year on March 11 and held Arkansas scoreless for the final 3.2 innings in the 8-7 comeback win. She pitched a strong seven innings versus Longwood (3/31), fanning seven without giving up a walk in the complete-game win. And when things get tough, she gets better, as the chart shows.

Broyles When Opp. Have	Avg.
Runners	.240
Runners & 2 Outs	.211
Runners in Scoring Position	.253
Runners in Scoring Position & 2 Outs	.175
Bases Loaded	.286

## SEC Standings

Eastern Division											
	SEC	Pct.	All	Pct.	H	A	N	Div	Top 25	Last 10	Streak
Florida	15-2	.882	35-5	.875	16-1	11-3	8-1	7-2	7-4	7-3	L1
Georgia	11-5	.688	33-8	.805	23-4	6-3	4-1	4-3	7-5	7-3	W3
Tennessee	13-6	.684	32-9	.780	13-4	10-3	9-2	4-4	5-6	8-2	W6
Kentucky	6-8	.429	19-22	.463	5-10	5-9	9-3	3-3	3-11	4-6	L1
South Carolina	3-13	.188	23-20	.535	13-8	4-11	6-1	1-7	0-6	4-6	L4
Western Division											
	SEC	Pct.	All	Pct.	H	A	N	Div	Top 25	Last 10	Streak
Alabama	14-2	.875	37-2	.949	20-2	11-0	6-0	10-1	9-2	9-1	W1
LSU	11-3	.786	29-10	.744	20-3	6-4	3-3	8-3	4-10	8-2	L1
Auburn	5-11	.313	26-15	.634	14-7	6-5	6-3	3-4	4-9	3-7	L4
Mississippi State	5-14	.263	22-19	.537	10-11	8-4	4-4	2-7	2-12	4-6	W1
Mississippi	3-11	.214	16-21	.432	6-8	2-12	8-1	3-5	1-13	3-7	L3
Arkansas	4-15	.211	20-19	.513	11-11	4-7	5-1	1-7	2-9	2-8	W1

*As of games played on April 11, 2012*

### Hits Kept Coming vs. Charlotte

South Carolina posted 18 hits in the victory at Charlotte on Feb. 29. That mark is the best since March 5, 2005, when the Gamecocks had 20 in a 15-2 win over South Dakota State.

### Early Season Schedule Provided Tests

While the first glance at South Carolina's pre-conference schedule may lead one to think that they should have all been easy games, closer examination says otherwise for a few of those games. Three of the contests came against defending conference champions and NCAA Tournament teams in Illinois-Chicago (Horizon), Jacksonville (Atlantic Sun) and Portland State (Pacific Coast Softball). The Gamecocks went 2-1 in those games, including shutting out the UIC Flames.

### Seven Games of HR Equals 2009 Season Total

South Carolina combined to hit 13 homers in the seven-game stretch from Feb. 28-March 4. That total matches what the 2009 team did in 45 games and surpassed the outputs of both 2008 and 2010. In 43 games in 2012, South Carolina has hit 36 homers, two shy of the program record of 38 in 2003.

### South Carolina Defense Downfall in Early Losses

A common strand ran through the first three Gamecock losses: defensive errors and unearned runs. South Carolina committed seven errors combined and allowed nine unearned runs. Only the Tennessee State game would have stayed tied without those runs; the rest would all favor the Gamecocks. Errors also haunted the Gamecocks in the first game against Mississippi State, as four unearned runs crossed in the 10-6 setback on March 13.

Last season, South Carolina went 21-19 when making one or no errors. That record fell to 5-7 in games with two errors. When the Gamecocks made three or more errors, they went 0-4. This season, the Gamecocks are 18-13 when making one or less errors but 5-7 when committing two or more.

### South Carolina Offense Posts Back-to-Back 10+ Run Games

South Carolina rebounded from a two-hit effort in the first game against Charleston Southern to post consecutive 10+ run games. The Gamecocks rebounded with a 11-2 win in five innings over the Buccaneers on the nightcap of Feb. 28 before posting a 13-7 win at Charlotte on Feb. 29. The last time South Carolina scored 10+ in consecutive games was on April 3, 2005 when the Gamecocks run-ruled Kentucky in both halves of a doubleheader in Lexington by scores of 12-2 and 10-1.

On seven occasions, the Gamecocks have posted double-digit runs, the most in the team's SEC era, surpassing the five done by last year's squad and the 1997 league champions. The most recent team with more than five is the 1996 group, which posted 10 10+ run outings.

### Coaches Know a Bit about Winning

Last season was outside of the norm for the Gamecock coaching staff. Both head coach Beverly Smith and assistant coach Janelle Breneman came down from North Carolina, which was ranked in the top 25 in each of their last five seasons in Chapel Hill, while the Tar Heels made NCAA Tournament appearances eight times during Smith's tenure. Calvin Beamon also knows something about winning, claiming crowns at all three of his amateur stops. A high school state champion at Smoky Hill High School in Cherry Creek, Colo., Beamon won the NJCAA Division I title in 2003 at the College of Southern Nevada and the College World Series at Texas during 2005.

### SC in the SEC Stats (As games played of April 11)

All Games		
HITTING CATEGORY	Stat	Rank
Batting Average	.302	3rd
Slugging Percentage	.467	4th
On-Base Percentage	.381	6th
Runs Scored	228	4th
Hits	339	1st
RBI	205	4th
Doubles	59	1st
Triples	9	T-3rd
Home Runs	36	5th
Total Bases	524	3rd
Walks	114	8th
Hit by Pitches	32	8th
Sacrifice Bunts	32	2nd
Sacrifice Flies	5	T-8th
Stolen Bases	51	5th
PITCHING CATEGORY		
Stat	Rank	
Earned Run Average	3.85	10th
Opposing Batting Average	.268	8th
Strikeouts	133	11th
FIELDING CATEGORY		
Stat	Rank	
Fielding Percentage	.959	8th
Chances	1148	5th
Fielding Double Plays	9	T-7th
SC Players in SEC Stats		
HITTING CATEGORY	Stat	Rank
Batting Average		
Lauren Lackey	.413	2nd
Samie Garcia	.390	6th
Slugging Percentage		
Samie Garcia	.610	13th
Runs		
Samie Garcia	38	T-4th
Evan Childs	29	T-12th
Hits		
Samie Garcia	53	2nd
Lauren Lackey	52	3rd
Dana Hathorn	41	T-13th
Chelsea Hawkins	41	T-13th
Runs Batted In		
Evan Childs	35	7th
Doubles		
Kaitlin Westfall	15	1st
Chelsea Hawkins	10	T-3rd
Dana Hathorn	9	T-6th
Samie Garcia	8	T-8th
Triples		
Lauren Lackey	5	1st
Samie Garcia	2	T-8th
Home Runs		
Evan Childs	10	T-5th
Sacrifice Bunts		
Hannah Milks	6	T-4th
Lauren Lackey	6	T-4th
Sacrifice Flies		
Evan Childs	2	T-9th
Stolen Bases		
Lauren Lackey	10	T-12th
Samie Garcia	10	T-12th
PITCHING CATEGORY		
Stat	Rank	
Saves		
Katelynn Howser	3	T-1st
FIELDING CATEGORY		
Stat	Rank	
Runners Picked Off		
Shelby Gonzales	3	T-1st
Assists		
Evan Childs	74	T-6th
Dana Hathorn	66	12th
Samie Garcia	64	13th

Hitting Streaks	Long '12	Current	Career Long
Samie Garcia	21	-	21
Lauren Lackey	14	9	14
Kaitlin Westfall	8	-	8
Evan Childs	6	1	7
Dana Hathorn	6	2	6
Chelsea Hawkins	5	2	5
Kristen Struett	5	5	5
Kaela Jackson	4	-	4
Shelby Gonzales	4	2	4
Hannah Milks	3	-	5
Molly Brossart	3	-	3
Lacey Rother	3	-	3
Olivia Lawrence	2	-	2
Codee Yeske	2	-	2
Jackie Slawson	1	-	3
Sam Arbaugh	1	1	1

Reached Base Streaks	Long '12	Current	Career Long
Samie Garcia	21	-	21
Evan Childs	18	1	18
Lauren Lackey	14	11	14
Kaitlin Westfall	10	9	10
Dana Hathorn	7	2	9
Shelby Gonzales	7	2	7
Chelsea Hawkins	6	2	6
Molly Brossart	5	-	12
Kaela Jackson	5	-	5
Kristen Struett	5	5	5
Olivia Lawrence	4	-	4
Hannah Milks	4	-	14
Lacey Rother	3	-	3
Codee Yeske	2	-	2
Jackie Slawson	1	-	3
Sam Arbaugh	1	1	1

Pitches Seen Per Plate Appearance			
	PA	NP	Avg.
Sam Arbaugh	5	17	3.40
Molly Brossart	97	355	3.66
Evan Childs	148	538	3.64
Samie Garcia	158	477	3.02
Shelby Gonzales	91	376	4.13
Dana Hathorn	145	505	3.48
Chelsea Hawkins	129	533	4.13
Kaela Jackson	57	215	3.77
Lauren Lackey	140	464	3.31
Olivia Lawrence	49	222	4.53
Hannah Milks	59	199	3.37
Kylie Morin	1	1	1.00
Lacey Rother	41	163	3.98
Jackie Slawson	4	19	4.75
Kristen Struett	14	36	2.57
Kaitlin Westfall	150	568	3.79
Codee Yeske	18	79	4.39

Pitches Thrown Per Plate Appearance			
	BF	NP	Avg.
Audrey Broyles	333	1254	3.77
Katelynn Howser	493	2014	4.09
Kristen Struett	79	289	3.66
Kierstyn White	383	1267	3.31

**Scouting the Alabama Crimson Tide**

The second-ranked team in both major polls, Alabama brings a 37-2 overall record into the weekend, including a 14-2 mark in SEC play. While strong all around, the Crimson Tide are most dangerous at the plate, leading the SEC in 10 offensive categories, including runs, home runs, batting average, on-base percentage and slugging percentage.

Eight of the Crimson Tide's possible starters have on-base percentages north of .400, led by senior Cassie Reilly-Boccia with her .551 mark. She also ranks second on the team with 32 RBI and third with seven homers and a .671 slugging percentage. Kayla Braud leads the Tide in batting average (.385), hits (42) and doubles (7) while standing second in on-base percentage (.492), stolen bases (25) and runs scored (35). Jennifer Fenton leads Alabama with 38 runs, three triples and 27 stolen bases. Fenton and Braud are 1-2 in the SEC stolen-base rankings. Kaila Hunt tops Alabama with 14 homers and 40 RBI, slugging at a .734 clip. Jazlyn Lunceford ranks third among Crimson Tide players with a .486 on-base percentage and 10 stolen bases.

The pitching has been strong as well, with a staff ERA of 1.72, fourth in the SEC. Jackie Traina has led the way there, tossing 145 innings with a 1.21 ERA. She's fanned 195 batters and walked 44 en route to a 23-0 record. Leslie Jury (10-2) has a 2.33 ERA in 63 innings, striking out 53 while walking 35.

**Series History Versus the Crimson Tide**

The Crimson Tide have taken 29 of the 45 meetings in the series against the Gamecocks that dates back to 1997. In Tuscaloosa, South Carolina is 4-17, dropping their last 11 against Alabama at what is now Rhoads Stadium, after being dedicated under the new name in 2011. The Gamecocks last won at Alabama on April 17, 2004.

**The Last Series vs. Alabama - April 1-3, 2011**

Alabama, the No. 1 team in the country at the time, gained a three-game sweep at Beckham Field over South Carolina in 2011.

A tight battle in the early going, Alabama came on with six runs in the final two frames to capture a 7-0 win over South Carolina on Friday night. Kaila Hunt led the top-ranked Crimson Tide at the plate with a 3-for-4 day and the two home runs. Whitney Larsen, Jackie Traina and Jazlyn Lunceford also added two-hit outings.

In front of an overflow crowd of 754 fans at Beckham Field, South Carolina battled before dropping a 7-0 decision to Alabama on Saturday afternoon. The Gamecocks left nine runners on base, including one in scoring position in each of the final six innings. Samie Garcia and Dana Hathorn both posted doubles, while Lauren Lackey and Julie Sarratt also had singles. Kayla Braud led Alabama with a 3-for-4 day, which included a double and a grand slam. Lunceford went 2-for-2 with a double and two runs scored, while Jackey Branham was 1-for-2, scoring twice while driving in two with a home run.

A strong pitching battle ultimately tipped in favor of Alabama on Sunday, as the Crimson Tide took home a 1-0 win over South Carolina in front of another overflow crowd of 737 fans at Beckham Field. Gamecock pitchers Audrey Broyles and Sarratt combined to hold the Tide to five hits and force them to leave nine on base. Broyles allowed the only run on three hits and three walks in four innings, striking out two while taking the tough loss. Sarratt fanned two and gave up two hits in three innings of relief work. But Alabama senior Kelsi Dunne tossed a brilliant game, no-hitting the Gamecocks while striking out 10 and walking two. Alabama got the only run of the game in the first. Braud drew a leadoff walk, stole second and moved to third on Jennifer Fenton's sacrifice. Whitney Larsen followed, hitting a ball toward the left side that Gamecock shortstop Garcia dove for and stopped, but the speedy Braud broke on contact and scored to give the Crimson Tide the 1-0 advantage.

**South Carolina vs. Ranked Opponents**

In history against foes ranked in the National Fastpitch Coaches Association (NFCA) poll, South Carolina has an 91-204-1 (.309) mark. When facing SEC teams that are ranked, SC is 38-146 (.207). On April 24, 2011, the Gamecocks snapped a 34-game losing streak against ranked teams, defeating No. 20 Kentucky in the final game of the series.

**Gamecocks Among Most Experienced Teams in NCAA Division I**

South Carolina has 10 seniors listed on the roster for 2012, which is believed to be the most in NCAA Division I this year. Seven position starters return from last year, losing starters at catcher and designated player. When removing two players expected to sit out this year due to injury along with the starts by last year's seniors, the Gamecocks bring back 92.3 percent of their outfield starts and 84.8 percent of infield starts from third to first.

**A Much Better Showing in 2011**

South Carolina posted one of the best turnarounds in the country last year, the first under Beverly Smith. The 12 1/2 game improvement tied for 12th in NCAA Division I, and the mark was the eighth best for a team that finished 2010 under .500.

**White Getting the Chance to Start and Finish**

Senior pitcher Kierstyn White tossed her first career shutout on the trip to Miami. She blanked defending Horizon League champs Illinois-Chicago, coming within two outs of a no-hitter. The two-hit shutout stands out even more due to White's efficiency, using 74 pitches to get through the seven-inning affair.

In the past, White closed out other pitcher's starts, finishing 36 games over her first two years. Now, she has a chance to start and finish them, posting five complete games in 11 starts in '12.

**Strong Weekend Propels Quartet Onto Gamecock Invite Team**

Even in a rain-shortened event, the Gamecocks stood out, running to another title and claiming four spots on the all-tournament team. Samie Garcia earned the Gamecock Invitational MVP after going 7-for-11 in the event and leading the Gamecocks in runs and stolen bases. She was joined by three seniors: Evan Childs (three runs, four RBI, double and homer), Lauren Lackey (.545 batting average, two stolen bases) and Kierstyn White (two complete game wins).

**Four Gamecocks Claim Palmetto Classic All-Tourney Honors**

South Carolina took home the team title from the Palmetto Classic, and four Gamecocks led the way on the all-tournament team. Senior Kaitlin Westfall claimed MVP honors, leading South Carolina with five RBI on the weekend. Joining her on the team was another senior, Evan Childs, who posted a huge day in the win over Cleveland State. Sophomore Dana Hathorn captured a spot, collecting a hit in each of the four games, while redshirt junior Audrey Broyles also garnered recognition. Broyles had the complete-game win over Western Kentucky, an eight-inning affair.

**Offensive Improvement Easy to See from '10 to '11**

In 2011, the Garnet and Black tallied a batting average that was 51 points better than 2010 (.267-.216), an on-base percentage 54 points improved (.341-.287) and a slugging percentage 94 points better (.382-.288). From 2010 to 2011, the Gamecocks posted 89 more runs, 130 more hits, 14 more doubles, 10 more triples, 16 more homers, 36 more walks and 66 more stolen bases in '11. They also had 76 less strikeouts in 253 more at bats.

**Record Speed in 2011**

Last season, South Carolina recorded 79 stolen bases, tying the 1992 team for the second most in program history. That trailed only the 1995 squad (87) and marked just the fourth time in recorded history (since 1982) that the Gamecocks averaged over a steal per game (1992, 1994, 1995). The 2011 team did set one speed record, attempting to steal 99 stolen bases. The team 79.8 percent success rate ranks third in the last decade.

Hannah Milks wrote her name in the single-season record books twice for her work on the basepaths last year. Her 0.32 steals per game ranked ninth in Gamecock history, while her and senior Lauren Lackey's perfect percentage became the sixth and seventh such seasons at South Carolina. Milks stole 16 bases without being caught, one more than Lackey.

**Gamecocks Set Painful Record in 2011**

South Carolina, as a team, took more hit by pitches than in any season previous, getting hit 37 times. The previous mark came in 2009, when the team took 32 pitches off their collective bodies. Those are the only two seasons in record of over 30 HBPs.

**South Carolina Made Defenses Work in '11**

The Gamecocks did a great job putting balls in play during 2011, posting the least number of strikeouts as a team in the SEC (230). That played a role in South Carolina's offensive resurgence.

SC in the NCAA Stats (as of games played on April 8)		
Team Standings		
HITTING CATEGORY	Stat	Rank
Batting Average	.304	36th
Slugging Percentage	.474	27th
Scoring	5.41	37th
Doubles Per Game	1.34	45th
Triples Per Game	0.22	48th
Home Runs Per Game	0.88	42nd
Stolen Bases Per Game	1.24	73rd
PITCHING CATEGORY	Stat	Rank
Earned Run Average	3.70	171st
FIELDING CATEGORY	Stat	Rank
Fielding Percentage	.957	142nd
Double Plays Per Game	0.20	201st
SC Players in NCAA Stats		
HITTING CATEGORY	Stat	Rank
Batting Average		
Lauren Lackey	.412	54th
Samie Garcia	.403	67th
Home Runs Per Game		
Evan Childs	0.24	73rd
Chelsea Hawkins	0.15	249th
Samie Garcia	0.15	260th
RBI Per Game		
Evan Childs	0.85	84th
Doubles Per Game		
Kaitlin Westfall	0.37	7th
Triples Per Game		
Lauren Lackey	0.12	14th
Slugging Percentage		
Samie Garcia	.628	125th
Evan Childs	.600	187th
Triples		
Lauren Lackey	5	7th
PITCHING CATEGORY	Stat	Rank
Earned Run Average		
Katelynn Howser	3.29	238th
Strikeouts per 7 IP		
Katelynn Howser	5.0	194th
Saves		
Katelynn Howser	3	12th

Record of Lineup by Position								
6-2	C-Gonzales	1B-Brossart	2B-Hathorn	3B-Childs	SS-Garcia	LF-Westfall	CF-Lackey	RF-Milks
3-2	C-Lawrence	1B-Brossart	2B-Hathorn	3B-Childs	SS-Garcia	LF-Westfall	CF-Lackey	RF-Milks
12-9	C-Gonzales	1B-Brossart	2B-Hathorn	3B-Childs	SS-Garcia	LF-Westfall	CF-Lackey	RF-Hawkins
1-2	C-Gonzales	1B-Lawrence	2B-Hathorn	3B-Childs	SS-Garcia	LF-Westfall	CF-Lackey	RF-Hawkins
1-4	C-Lawrence	1B-Brossart	2B-Hathorn	3B-Childs	SS-Garcia	LF-Westfall	CF-Lackey	RF-Hawkins
0-1	C-Rother	1B-Lawrence	2B-Hathorn	3B-Childs	SS-Garcia	LF-Westfall	CF-Lackey	RF-Hawkins

**Current Gamecocks in South Carolina's Career Top 20 Lists**

HITTING CATEGORY	Stat	Rank
<b>Batting Average</b>		
Samie Garcia	.356	3rd
Lauren Lackey	.305	14th
<b>Runs Per Game</b>		
Samie Garcia	0.70	4th
Evan Childs	0.41	20th
Lauren Lackey	0.41	21st
<b>Hits Per Game</b>		
Samie Garcia	1.15	2nd
Dana Hathorn	0.89	14th
<b>Doubles</b>		
Kaitlin Westfall	30	T-16th
<b>Doubles Per Game</b>		
Kaitlin Westfall	0.17	10th
<b>Triples</b>		
Lauren Lackey	10	T-7th
<b>Triples Per Game</b>		
Lauren Lackey	0.05	8th
Samie Garcia	0.05	9th
<b>Home Runs</b>		
Evan Childs	16	7th
Kaitlin Westfall	11	T-13th
Samie Garcia	9	T-19th
<b>Home Runs Per Game</b>		
Chelsea Hawkins	0.11	2nd
Samie Garcia	0.09	5th
Evan Childs	0.09	6th
Kaitlin Westfall	0.07	15th
<b>On-Base Percentage</b>		
Samie Garcia	.427	4th
Lauren Lackey	.359	T-14th
Kaitlin Westfall	.345	18th
<b>Slugging Percentage</b>		
Samie Garcia	.519	5th
Kaitlin Westfall	.427	T-12th
<b>RBI Per Game</b>		
Evan Childs	0.42	16th
<b>Walks Per Game</b>		
Molly Brossart	0.38	4th
<b>Toughest to Strikeout (AB per SO)</b>		
Samie Garcia	14.55	13th
<b>Stolen Bases</b>		
Lauren Lackey	27	T-12th
Hannah Milks	27	T-12th
Samie Garcia	25	T-15th
<b>Stolen Base Percentage</b>		
Evan Childs	.938 (15-16)	6th
Lauren Lackey	.871 (27-31)	T-15th
Hannah Milks	.871 (27-31)	T-15th
<b>Stolen Bases Per Game</b>		
Samie Garcia	0.25	4th
Hannah Milks	0.20	8th
Dana Hathorn	0.15	14th
Kylie Morin	0.15	15th
Lauren Lackey	0.14	16th
Jackie Slawson	0.14	17th
<b>Hit by Pitches</b>		
Kaitlin Westfall	16	3rd
Evan Childs	12	T-4th
Samie Garcia	12	T-4th
Lauren Lackey	8	T-18th
<b>Sacrifice Flies</b>		
Evan Childs	5	T-10th
Molly Brossart	4	T-15th

**Offense (and Speed) Return Almost Fully from Last Year**

South Carolina has a lot of offense returning from last year's team. In almost every major category (minus doubles and sacrifice flies), the Gamecocks have at least two-thirds of their firepower back. Most exciting is the 96 percent of stolen bases back from last year, the highest percentage of any stat. The chart below shows the full breakdown of what comes back for Beverly Smith's team.

HITTING CATEGORY	Stat	% Back
<b>Runs Scored</b>	222	82%
<b>Hits</b>	395	76%
<b>Doubles</b>	63	59%
<b>Triples</b>	16	69%
<b>Home Runs</b>	25	76%
<b>RBI</b>	182	71%
<b>Total Bases</b>	565	73%
<b>Walks</b>	137	66%
<b>Sacrifice Bunts</b>	42	93%
<b>Sacrifice Flies</b>	15	62%
<b>Stolen Bases</b>	79	96%

**And the Pitching Has Picked Up, Too**

The Gamecock offense was not the only thing that improved from '10 to '11. The team's ERA finished more than a run and a half better than in '10 (3.31-4.97). South Carolina tossed four more complete games and seven more shutouts than the year before, and opponents hit 66 points lower (.253-.319) against the team. In roughly 60 more innings, the Gamecocks compiled four more strikeouts and just one more walk.

**Plenty of Pitching Opportunities for All**

Unlike the offense, there is a lot of pitching to fill in for the Gamecocks this spring. Here's the breakdown for the pitching that returns from Audrey Broyles and Kierstyn White.

PITCHING CATEGORY	Stat	% Back
<b>Innings Pitched</b>	374.1	34%
<b>Earned Runs Allowed</b>	177	34%
<b>Walks</b>	167	28%
<b>Strikeouts</b>	199	33%

**There's Plenty of Depth Again**

South Carolina's softball roster this season is comprised of 22 student-athletes, one less than last year. And after a year of work for 16 of those, there is a viable backup at every position who could see time for a variety of reasons. Two players, Kelley Dillon and Julie Sarratt, are likely out for the year due to offseason surgeries.

**South Carolina Picked to Finish Fifth in SEC East**

In the poll of Southeastern Conference coaches prior to the season, South Carolina finished fifth in the SEC Eastern Division. Florida was the pick to win the East, while Tennessee ranked second. Kentucky edged out Georgia for the third spot. Alabama was the coaches' choice to win the SEC West, while Florida was crowned the favorite for the overall title this season by one vote over Tennessee.

**Gamecocks Flew as Far South as Possible**

South Carolina has played at many events in the Sunshine State, but the trip to Florida International in Miami marks the farthest south the Gamecocks have played on record. Last season, the Gamecocks played at Florida Atlantic, in Boca Raton, and Florida Gulf Coast, in Fort Myers, with Boca being a few miles farther south. Miami is an hour south on Interstate 95 than the FAU campus.

PITCHING CATEGORY	Stat	Rank	PITCHING CATEGORY (Cont.)	Stat	Rank
<b>Appearances</b>			<b>Strikeout to Walk Ratio</b>		
Kierstyn White	87	12th	Audrey Broyles	2.50	14th
Audrey Broyles	80	14th	<b>Saves</b>		
<b>Games Started</b>			Audrey Broyles	3	T-9th
Audrey Broyles	67	10th	Kierstyn White	3	T-9th
<b>Relief Appearances</b>			Katelynn Howser	3	T-9th
Kierstyn White	57	2nd	<b>Wild Pitches</b>		
<b>Strikeouts</b>			Kierstyn White	30	3rd
Audrey Broyles	265	12th	Katelynn Howser	17	T-12th
<b>Strikeouts Per 7 Innings Pitched</b>			<b>Hit Batters</b>		
Audrey Broyles	5.24	8th	Audrey Broyles	27	5th
			Kierstyn White	15	13th



**Gamecock Lineup By Position**

Date	Opponent	W/L	C	1B	2B	3B	SS	LF	CF	RF	DP	P
2/10	Tennessee State	L	Gonzales	Brossart	Hathorn	Childs	Garcia	Westfall	Lackey	Milks	Hawkins	White
2/11	Western Kentucky	W	Gonzales	Brossart	Hathorn	Childs	Garcia	Westfall	Lackey	Milks	Hawkins	Broyles
2/11	Winthrop	W	Lawrence	Brossart	Hathorn	Childs	Garcia	Westfall	Lackey	Milks	Hawkins	Broyles
2/12	Cleveland State	W	Gonzales	Brossart	Hathorn	Childs	Garcia	Westfall	Lackey	Milks	Hawkins	White
2/17	vs. Providence	W	Gonzales	Brossart	Hathorn	Childs	Garcia	Westfall	Lackey	Milks	Hawkins	Howser
2/18	vs. Illinois-Chicago	W	Lawrence	Brossart	Hathorn	Childs	Garcia	Westfall	Lackey	Milks	Hawkins	White
2/18	at Florida International	L	Gonzales	Brossart	Hathorn	Childs	Garcia	Westfall	Lackey	Milks	Hawkins	Broyles
2/19	vs. Jacksonville	L	Rother	Lawrence	Hathorn	Childs	Garcia	Westfall	Lackey	Hawkins	Yeske	Howser
2/19	vs. Villanova	W	Lawrence	Brossart	Hathorn	Childs	Garcia	Westfall	Lackey	Hawkins	Rother	White
2/22	Winthrop	W	Gonzales	Brossart	Hathorn	Childs	Garcia	Westfall	Lackey	Milks	Hawkins	Broyles
2/25	Appalachian State	W	Lawrence	Brossart	Hathorn	Childs	Garcia	Westfall	Lackey	Milks	Hawkins	White
2/25	Presbyterian	W	Gonzales	Brossart	Hathorn	Childs	Garcia	Westfall	Lackey	Milks	Rother	Howser
2/26	George Washington	W	Gonzales	Brossart	Hathorn	Childs	Garcia	Westfall	Lackey	Milks	Hawkins	White
2/28	Charleston Southern	L	Lawrence	Brossart	Hathorn	Childs	Garcia	Westfall	Lackey	Milks	Hawkins	White
2/28	Charleston Southern	W	Gonzales	Brossart	Hathorn	Childs	Garcia	Westfall	Lackey	Hawkins	Rother	Howser
2/29	at Charlotte	W	Gonzales	Brossart	Hathorn	Childs	Garcia	Westfall	Lackey	Hawkins	Rother	Howser
3/2	vs. Portland State	W	Gonzales	Brossart	Hathorn	Childs	Garcia	Westfall	Lackey	Hawkins	Jackson	Broyles
3/2	vs. Maine	W	Gonzales	Brossart	Hathorn	Childs	Garcia	Westfall	Lackey	Hawkins	Rother	White
3/3	at UC Riverside	W	Gonzales	Brossart	Hathorn	Childs	Garcia	Westfall	Lackey	Hawkins	Rother	Howser
3/4	vs. UC Davis	W	Gonzales	Brossart	Hathorn	Childs	Garcia	Westfall	Lackey	Hawkins	Rother	Broyles
3/7	at Coastal Carolina	L	Gonzales	Brossart	Hathorn	Childs	Garcia	Westfall	Lackey	Hawkins	Rother	Howser
3/7	at Coastal Carolina	L	Gonzales	Brossart	Hathorn	Childs	Garcia	Westfall	Lackey	Hawkins	Rother	White
3/9	Arkansas	L	Gonzales	Brossart	Hathorn	Childs	Garcia	Westfall	Lackey	Hawkins	Jackson	Broyles
3/10	Arkansas	W	Gonzales	Brossart	Hathorn	Childs	Garcia	Westfall	Lackey	Hawkins	Jackson	Howser
3/11	Arkansas	W	Gonzales	Brossart	Hathorn	Childs	Garcia	Westfall	Lackey	Hawkins	Jackson	White
3/13	Mississippi State	L	Gonzales	Brossart	Hathorn	Childs	Garcia	Westfall	Lackey	Hawkins	Jackson	Howser
3/13	Mississippi State	L	Lawrence	Brossart	Hathorn	Childs	Garcia	Westfall	Lackey	Hawkins	Jackson	White
3/14	Charlotte	W	Gonzales	Lawrence	Hathorn	Childs	Garcia	Westfall	Lackey	Hawkins	Jackson	White
3/16	at No. 4/4 Florida	L	Gonzales	Lawrence	Hathorn	Childs	Garcia	Westfall	Lackey	Hawkins	Jackson	Howser
3/17	at No. 4/4 Florida	L	Gonzales	Lawrence	Hathorn	Childs	Garcia	Westfall	Lackey	Hawkins	Jackson	Broyles
3/18	at No. 4/4 Florida	L	Gonzales	Brossart	Hathorn	Childs	Garcia	Westfall	Lackey	Hawkins	Jackson	Howser
3/21	at No. 24/25 N. Carolina	L	Lawrence	Brossart	Hathorn	Childs	Garcia	Westfall	Lackey	Hawkins	Jackson	Broyles
3/23	LSU	L	Lawrence	Brossart	Hathorn	Childs	Garcia	Westfall	Lackey	Hawkins	Jackson	White
3/24	LSU	L	Lawrence	Brossart	Hathorn	Childs	Garcia	Westfall	Lackey	Hawkins	Jackson	Broyles
3/25	LSU	L	Lawrence	Brossart	Hathorn	Childs	Garcia	Westfall	Lackey	Milks	Jackson	Howser
3/28	at Winthrop	W	Gonzales	Brossart	Hathorn	Childs	Garcia	Westfall	Lackey	Hawkins	Jackson	Struett
3/31	Longwood	W	Gonzales	Brossart	Hathorn	Childs	Garcia	Westfall	Lackey	Hawkins	Struett	Broyles
3/31	Longwood	W	Gonzales	Brossart	Hathorn	Childs	Garcia	Westfall	Lackey	Hawkins	Jackson	Struett
4/6	at Kentucky	W	Gonzales	Brossart	Hathorn	Childs	Garcia	Westfall	Lackey	Hawkins	Jackson	Broyles
4/7	at Kentucky	L	Gonzales	Brossart	Hathorn	Childs	Garcia	Westfall	Lackey	Hawkins	Jackson	Howser
4/8	at Kentucky	L	Gonzales	Brossart	Hathorn	Childs	Garcia	Westfall	Lackey	Hawkins	Jackson	Broyles
4/11	at No. 11/11 Georgia	L	Gonzales	Brossart	Hathorn	Childs	Garcia	Westfall	Lackey	Hawkins	Struett	White
4/11	at No. 11/11 Georgia	L	Gonzales	Brossart	Hathorn	Childs	Garcia	Westfall	Lackey	Hawkins	Jackson	Howser
4/13	at No. 2/2 Alabama											
4/14	at No. 2/2 Alabama											
4/15	at No. 2/2 Alabama											
4/20	Tennessee											
4/21	Tennessee											
4/22	Tennessee											
4/27	Auburn											
4/28	Auburn											
4/29	Auburn											
5/4	Mississippi											
5/5	Mississippi											
5/6	Mississippi											

**Current Gamecocks in South Carolina's Single Top 10 Lists**

HITTING CATEGORY	Stat	Rank	Doubles Per Game	Slugging Percentage
<b>Batting Average</b>			Kaitlin Westfall	0.35
Lauren Lackey	.413	6th		1st
Samie Garcia	.390	9th		1st
<b>Home Runs</b>			Evan Childs	10
				T-2nd
<b>Home Runs Per Game</b>			Evan Childs	0.23
Samie Garcia	0.88	4th	Chelsea Hawkins	0.15
			Samie Garcia	0.14
<b>Walks Per Game</b>				6th
Samie Garcia	1.23	T-8th		8th
<b>Stolen Base Percentage</b>				8th
Kaitlin Westfall	15	T-10th	Samie Garcia	.458
			Lauren Lackey	.448
				T-7th
				T-9th
				T-1st

**Gamecock Lineup By Batting Order**

Date	Opponent	W/L	1	2	3	4	5	6	7	8	9
2/10	Tennessee State	L	Garcia	Milks	Westfall	Childs	Brossart	Hathorn	Hawkins	Gonzales	Lackey
2/11	Western Kentucky	W	Garcia	Milks	Westfall	Childs	Hathorn	Brossart	Hawkins	Gonzales	Lackey
2/11	Winthrop	W	Garcia	Milks	Westfall	Childs	Hathorn	Brossart	Hawkins	Lawrence	Lackey
2/12	Cleveland State	W	Garcia	Milks	Westfall	Childs	Hathorn	Brossart	Hawkins	Gonzales	Lackey
2/17	vs. Providence	W	Garcia	Milks	Westfall	Childs	Hathorn	Brossart	Hawkins	Gonzales	Lackey
2/18	vs. Illinois-Chicago	W	Garcia	Milks	Westfall	Childs	Hathorn	Brossart	Hawkins	Lawrence	Lackey
2/18	at Florida International	L	Garcia	Milks	Westfall	Childs	Hathorn	Brossart	Hawkins	Gonzales	Lackey
2/19	vs. Jacksonville	L	Garcia	Childs	Westfall	Rother	Hathorn	Hawkins	Lawrence	Yeske	Lackey
2/19	vs. Villanova	W	Garcia	Lackey	Westfall	Childs	Hathorn	Hawkins	Rother	Lawrence	Brossart
2/22	Winthrop	W	Garcia	Lackey	Westfall	Childs	Hathorn	Hawkins	Brossart	Gonzales	Milks
2/25	Appalachian State	W	Garcia	Lackey	Westfall	Childs	Hathorn	Hawkins	Brossart	Lawrence	Milks
2/25	Presbyterian	W	Garcia	Lackey	Westfall	Childs	Hathorn	Rother	Brossart	Gonzales	Milks
2/26	George Washington	W	Garcia	Lackey	Westfall	Childs	Hathorn	Hawkins	Brossart	Gonzales	Milks
2/28	Charleston Southern	L	Garcia	Lackey	Westfall	Childs	Hathorn	Hawkins	Brossart	Lawrence	Milks
2/28	Charleston Southern	W	Garcia	Lackey	Westfall	Childs	Hathorn	Hawkins	Rother	Gonzales	Brossart
2/29	at Charlotte	W	Garcia	Lackey	Westfall	Childs	Hathorn	Hawkins	Rother	Gonzales	Brossart
3/2	vs. Portland State	W	Garcia	Lackey	Westfall	Childs	Hathorn	Hawkins	Jackson	Gonzales	Brossart
3/2	vs. Maine	W	Garcia	Lackey	Westfall	Childs	Hathorn	Hawkins	Rother	Gonzales	Brossart
3/3	at UC Riverside	W	Garcia	Lackey	Westfall	Childs	Hathorn	Hawkins	Rother	Gonzales	Brossart
3/4	vs. UC Davis	W	Garcia	Lackey	Westfall	Childs	Hathorn	Hawkins	Rother	Gonzales	Brossart
3/7	at Coastal Carolina	L	Garcia	Lackey	Westfall	Childs	Hathorn	Hawkins	Rother	Gonzales	Brossart
3/7	at Coastal Carolina	L	Garcia	Lackey	Westfall	Childs	Hathorn	Hawkins	Rother	Gonzales	Brossart
3/9	Arkansas	L	Garcia	Lackey	Westfall	Childs	Hathorn	Hawkins	Jackson	Gonzales	Brossart
3/10	Arkansas	W	Garcia	Lackey	Westfall	Childs	Hawkins	Hathorn	Jackson	Gonzales	Brossart
3/11	Arkansas	W	Garcia	Lackey	Westfall	Childs	Hawkins	Hathorn	Jackson	Gonzales	Brossart
3/13	Mississippi State	L	Garcia	Lackey	Westfall	Childs	Hawkins	Hathorn	Jackson	Gonzales	Brossart
3/13	Mississippi State	L	Garcia	Lackey	Westfall	Childs	Hawkins	Hathorn	Jackson	Lawrence	Brossart
3/14	Charlotte	W	Garcia	Lackey	Westfall	Childs	Hawkins	Hathorn	Jackson	Gonzales	Lawrence
3/16	at No. 4/4 Florida	L	Garcia	Lackey	Westfall	Childs	Hawkins	Hathorn	Jackson	Gonzales	Lawrence
3/17	at No. 4/4 Florida	L	Garcia	Lackey	Westfall	Childs	Hawkins	Hathorn	Jackson	Gonzales	Lawrence
3/18	at No. 4/4 Florida	L	Garcia	Lackey	Childs	Hawkins	Jackson	Hathorn	Westfall	Gonzales	Brossart
3/21	at No. 24/25 N. Carolina	L	Garcia	Lackey	Childs	Jackson	Hathorn	Westfall	Hawkins	Brossart	Lawrence
3/23	LSU	L	Garcia	Lackey	Childs	Jackson	Westfall	Hathorn	Hawkins	Brossart	Lawrence
3/24	LSU	L	Garcia	Lackey	Childs	Jackson	Westfall	Hathorn	Hawkins	Brossart	Lawrence
3/25	LSU	L	Garcia	Lackey	Childs	Jackson	Hathorn	Westfall	Milks	Brossart	Lawrence
3/28	at Winthrop	W	Garcia	Lackey	Childs	Hathorn	Westfall	Jackson	Hawkins	Gonzales	Struett
3/31	Longwood	W	Garcia	Lackey	Childs	Hathorn	Westfall	Hawkins	Gonzales	Brossart	Struett
3/31	Longwood	W	Garcia	Lackey	Childs	Hathorn	Westfall	Hawkins	Jackson	Gonzales	Struett
4/6	at Kentucky	W	Garcia	Lackey	Childs	Hathorn	Westfall	Jackson	Hawkins	Brossart	Gonzales
4/7	at Kentucky	L	Garcia	Lackey	Childs	Hathorn	Westfall	Jackson	Hawkins	Brossart	Gonzales
4/8	at Kentucky	L	Garcia	Lackey	Childs	Hathorn	Westfall	Jackson	Hawkins	Brossart	Gonzales
4/11	at No. 11/11 Georgia	L	Garcia	Lackey	Childs	Hathorn	Westfall	Hawkins	Struett	Brossart	Gonzales
4/11	at No. 11/11 Georgia	L	Garcia	Lackey	Westfall	Hathorn	Childs	Hawkins	Jackson	Brossart	Gonzales
4/13	at No. 2/2 Alabama										
4/14	at No. 2/2 Alabama										
4/15	at No. 2/2 Alabama										
4/20	Tennessee										
4/21	Tennessee										
4/22	Tennessee										
4/27	Auburn										
4/28	Auburn										
4/29	Auburn										
5/4	Mississippi										
5/5	Mississippi										
5/6	Mississippi										

**Current Gamecocks in South Carolina's Single Top 10 Lists (cont.)**

HITTING CATEGORY	Stat	Rank	PITCHING CATEGORY	Stat	Rank
<b>Hit by Pitches</b>			<b>Relief Appearances</b>		
Samie Garcia	6	T-6th	Katelynn Howser	16	T-7th
			<b>Saves</b>		
			Katelynn Howser	3	T-9th
			<b>Wild Pitches</b>		
			Katelynn Howser	17	1st

**#1 - Molly Brossart**

**1B - R/R - 5-8 - Sr. - Tucson, Ariz.**

- All 39 starts have come at first base
- 2-for-3 with two runs and two RBI vs. Villanova (2/19)



PROFILE



GBG STATS

2012	Game Highs	Career
4, 2x, last at UC Riverside 3/3	<b>AB</b> .....	5, vs. Providence, 3/5/11
2, 2x, last vs. Villanova 2/19	<b>R</b> .....	Same
2 vs. Villanova 2/19	<b>H</b> .....	3, at Longwood-2, 4/9/11
2, 3x, last at Kentucky 4/6	<b>RBI</b> .....	3, at USC Upstate, 4/13/11
1 vs. Arkansas 3/9	<b>2B</b> .....	1, 6x, last vs. Arkansas 3/9/12
N/A	<b>3B</b> .....	N/A
1, 2x, last at Kentucky 4/6	<b>HR</b> .....	1, 5x, last at Kentucky 4/6/12
2 vs. Cleveland State 2/12	<b>BB</b> .....	2, 4x, last vs. Cleveland State 2/12/12
1 vs. Providence 2/17	<b>SB</b> .....	Same

**Brossart's Season-By-Season Batting Statistics**

Year	Avg.	GP	GS	AB	R	H	2B	3B	HR	RBI	TB	SLG	BB	HBP	K	GDP	OBP	SF	SH	SB-ATT	PO	A	E	FLD%
2011	.212	49	44	113	3	24	5	0	3	18	38	.336	22	5	27	0	.357	3	4	0-0	287	10	4	.987
2012	.213	39	39	80	9	17	1	0	2	9	24	.300	11	1	16	0	.312	1	4	1-1	211	2	1	.995
<b>TOTAL</b>	<b>.212</b>	<b>88</b>	<b>83</b>	<b>193</b>	<b>12</b>	<b>41</b>	<b>6</b>	<b>0</b>	<b>5</b>	<b>27</b>	<b>62</b>	<b>.321</b>	<b>33</b>	<b>6</b>	<b>43</b>	<b>0</b>	<b>.339</b>	<b>4</b>	<b>8</b>	<b>1-1</b>	<b>498</b>	<b>12</b>	<b>5</b>	<b>.990</b>

**#4 - Lauren Lackey**

**OF - L/R - 5-6 - Sr. - Lake Elsinore, Calif.**

- Leads team with 10 stolen bases and five triples
- Tripled in consecutive games at FIU (2/19)
- Posted career-best 14-game hitting streak (3/2-3/18)



PROFILE



GBG STATS

2012	Game Highs	Career
4, 12x, last at No. 11 Georgia-1 4/11	<b>AB</b> .....	5, 2x, last vs. Loyola, 2/27/10
3 vs. Villanova 2/19	<b>R</b> .....	3, vs. Mississippi, 3/11/11
3 vs. Presbyterian 2/25	<b>H</b> .....	3, 5x, last vs. Presbyterian 2/25/12
3, 2x, last at UC Riverside 3/3	<b>RBI</b> .....	3, 5x, last at UC Riverside 3/3/12
1, 3x, last at No. 4 Florida 3/18	<b>2B</b> .....	1, 10x, last at No. 4 Florida 3/18/12
1, 5x, last at Kentucky 4/8	<b>3B</b> .....	1, 10x, last at Kentucky 4/8/12
N/A	<b>HR</b> .....	1 vs. Georgetown, 2/18/11
1, 8x, last at Kentucky 4/6	<b>BB</b> .....	2 vs. North Florida, 2/14/09
2, 2x, last at Winthrop 3/28	<b>SB</b> .....	2, 4x, last at Winthrop 3/28/12

**Lackey's Season-By-Season Batting Statistics**

Year	Avg.	GP	GS	AB	R	H	2B	3B	HR	RBI	TB	SLG	BB	HBP	K	GDP	OBP	SF	SH	SB-ATT	PO	A	E	FLD%
2009	.212	41	38	99	10	21	3	0	0	5	24	.242	10	3	20	0	.301	1	7	2-4	42	2	1	.978
2010	.229	51	51	140	17	32	3	1	0	8	37	.264	11	3	25	0	.297	1	7	0-2	54	7	1	.984
2011	.350	56	56	140	26	49	2	4	1	12	62	.443	7	2	26	0	.387	1	2	15-15	82	4	1	.989
2012	.413	43	43	126	25	52	3	5	0	18	65	.516	8	0	12	0	.448	0	6	10-10	55	3	1	.983
<b>TOTAL</b>	<b>.305</b>	<b>191</b>	<b>188</b>	<b>505</b>	<b>78</b>	<b>154</b>	<b>11</b>	<b>10</b>	<b>1</b>	<b>43</b>	<b>188</b>	<b>.372</b>	<b>36</b>	<b>8</b>	<b>83</b>	<b>0</b>	<b>.359</b>	<b>3</b>	<b>22</b>	<b>27-31</b>	<b>233</b>	<b>16</b>	<b>4</b>	<b>.984</b>

**#9 - Kristen Struett**

**OF/P - R/R - 5-7 - Fr. - Westminster, Calif.**

- Picked up her first career hit vs. LSU (3/25)
- Won her first start and hit her first career HR at Winthrop (3/28)



PROFILE



GBG STATS

2012	Game Highs - Hitting	Career
3, 3x, last at No. 11 Georgia-1 4/11	<b>AB</b> .....	Same
2 at Winthrop 3/28	<b>R</b> .....	Same
2, 2x, last vs. Longwood-1 3/31	<b>H</b> .....	Same
4 at Winthrop 3/28	<b>RBI</b> .....	Same
N/A	<b>2B</b> .....	Same
N/A	<b>3B</b> .....	Same
1 at Winthrop 3/28	<b>HR</b> .....	Same
N/A	<b>BB</b> .....	Same
N/A	<b>SB</b> .....	Same

2012	Game Highs - Pitching	Career
5.0 at Winthrop 3/28	<b>IP</b> .....	Same
1, 2x, last vs. Longwood-2, 3/31	<b>K</b> .....	Same
5 vs. Longwood-2 3/31	<b>H</b> .....	Same
5 vs. Longwood-2 3/31	<b>R</b> .....	Same
3, 2x, last at Kentucky 4/7	<b>ER</b> .....	Same
6 vs. Longwood-2 3/31	<b>BB</b> .....	Same

**Struett's Season-By-Season Batting Statistics**

Year	Avg.	GP	GS	AB	R	H	2B	3B	HR	RBI	TB	SLG	BB	HBP	K	GDP	OBP	SF	SH	SB-ATT	PO	A	E	FLD%
2012	.500	8	4	14	3	7	0	0	1	4	10	.714	0	0	2	0	.500	0	0	0-0	1	2	0	1.000

**Struett's Season-By-Season Pitching Statistics**

Year	ERA	W	L	App	GS	CG	SHO	CBO	SV	IP	H	R	ER	BB	SO	2B	3B	HR	BF	B/Avg	WP	HBP	III.	SFA	SHA
2012	4.81	2	1	5	2	1	0	0	0	16.0	18	13	11	16	2	3	0	1	79	.300	2	1	0	1	1

**#10 - Chelsea Hawkins**  
**OF - R/R - 5-6 - So. - Piedmont, S.C.**

- Third on the team with 12 multi-hit games
- Also third in batting average and slugging percentage
- Had a pair of doubles in game two at No. 11/11 Georgia (4/11)
- Went 3-for-4 with two runs scored vs. Arkansas (3/10)



2012	Game Highs	Career
4, 10x, last vs. Longwood-2 3/31	<b>AB</b> ..... 4, 11x, last vs. Longwood-2, 3/31/12	
2, 2x, last vs. Arkansas 3/10	<b>R</b> ..... Same	
3, 2x, last vs. Arkansas 3/10	<b>H</b> ..... Same	
4, vs. Winthrop 2/11	<b>RBI</b> ..... Same	
2 at No. 11 Georgia-2 4/11	<b>2B</b> ..... Same	
N/A	<b>3B</b> ..... N/A	
1, 6x, last at Kentucky 4/6	<b>HR</b> ..... 1, 7x, last at Kentucky 4/6/12	
1, 7x, last at No. 24/25 N. Carolina 3/21	<b>BB</b> ..... 2, 2x, last vs. Stony Brook, 3/6/11	
1, 2x, last vs. George Washington 2/26	<b>SB</b> ..... Same	

Year	Avg.	GP	GS	AB	R	H	2B	3B	HR	RBI	TB	SLG	BB	HBP	K	GDP	OBP	SF	SH	SB-ATT	PO	A	E	FLD%
2011	.179	24	10	39	3	7	1	0	1	1	11	.282	5	0	15	0	.273	0	1	0-1	9	2	0	1.000
2012	.339	41	41	121	16	41	10	0	6	28	69	.570	7	1	30	0	.380	0	0	2-2	24	1	1	.962
<b>TOTAL</b>	<b>.300</b>	<b>65</b>	<b>51</b>	<b>160</b>	<b>19</b>	<b>48</b>	<b>11</b>	<b>0</b>	<b>7</b>	<b>29</b>	<b>80</b>	<b>.500</b>	<b>12</b>	<b>1</b>	<b>45</b>	<b>0</b>	<b>.353</b>	<b>0</b>	<b>1</b>	<b>2-3</b>	<b>33</b>	<b>3</b>	<b>1</b>	<b>.973</b>

**#11 - Evan Childs**  
**IF - R/R - 5-10 - Sr. - Conway, S.C.**

- Leads the team in multi-RBI games (10)
- Hit 2 HR, including walkoff shot, vs. Arkansas (3/11)
- Went 4-for-4 with two doubles and a homer in the win over Cleveland State (2/12)



2012	Game Highs	Career
5 at Charlotte 2/29	<b>AB</b> ..... 5, 4x, last at Charlotte 2/29/12	
2, 9x, last at Kentucky 4/6	<b>R</b> ..... 2, 13x, last at Kentucky 4/6/12	
4 vs. Cleveland State 2/12	<b>H</b> ..... Same	
4, 2x, last vs. Arkansas 3/11	<b>RBI</b> ..... 4, 4x, last vs. Arkansas 3/11/12	
2 vs. Cleveland State 2/12	<b>2B</b> ..... 3, vs. Longwood-2 2/16/10	
N/A	<b>3B</b> ..... 1, 2x, last vs. Stony Brook 3/6/11	
2 vs. Arkansas 3/11	<b>HR</b> ..... 2, 2x, last vs. Arkansas 3/11/12	
2 vs. Winthrop 2/22	<b>BB</b> ..... 2, 3x, last vs. Winthrop 2/22/12	
1, 6x, last vs. Longwood-2 3/31	<b>SB</b> ..... 1, 15x, last vs. Longwood-2 3/31/12	

Year	Avg.	GP	GS	AB	R	H	2B	3B	HR	RBI	TB	SLG	BB	HBP	K	GDP	OBP	SF	SH	SB-ATT	PO	A	E	FLD%
2009	.180	44	42	128	17	23	4	0	4	17	39	.305	10	2	34	0	.250	0	2	3-3	93	79	11	.940
2010	.208	50	47	125	15	26	9	1	0	17	37	.296	15	2	42	0	.299	2	1	1-1	90	80	19	.899
2011	.227	51	40	119	16	27	4	1	2	10	39	.328	4	3	20	1	.268	1	4	5-6	56	89	16	.901
2012	.296	43	43	125	29	37	6	0	10	35	73	.584	13	5	25	0	.379	2	3	6-6	67	76	10	.935
<b>TOTAL</b>	<b>.227</b>	<b>188</b>	<b>172</b>	<b>497</b>	<b>77</b>	<b>113</b>	<b>23</b>	<b>2</b>	<b>16</b>	<b>79</b>	<b>188</b>	<b>.378</b>	<b>42</b>	<b>12</b>	<b>121</b>	<b>1</b>	<b>.300</b>	<b>5</b>	<b>10</b>	<b>15-16</b>	<b>306</b>	<b>324</b>	<b>56</b>	<b>.918</b>

**#12 - Samie Garcia**  
**IF - L/L - 5-6 - Jr. - Downey, Calif.**

- Among the SEC top 15 in many categories
- Tops the team in slugging and on-base percentage
- Had two homers at Kentucky (4/8)
- Posted the longest hitting streak (21 games) at South Carolina since 1999



2012	Game Highs	Career
5 vs. Winthrop 2/11	<b>AB</b> ..... 5, 2x, last vs. Winthrop 2/11/12	
3, 4x, last at Kentucky 4/8	<b>R</b> ..... Same	
4 vs. Presbyterian 2/25	<b>H</b> ..... 4, 2x, last vs. Presbyterian 2/25/12	
4 vs. Providence 2/17	<b>RBI</b> ..... Same	
1, 8x, last at No. 11 Georgia-1 4/11	<b>2B</b> ..... 1, 14x, last vs. Arkansas 3/11/12	
1, 2x, last vs. Charlotte 3/14	<b>3B</b> ..... 1, 5x, last vs. Charlotte 3/13/12	
2 at Kentucky 4/8	<b>HR</b> ..... Same	
2 at Kentucky 4/8	<b>BB</b> ..... 2, 2x, last at Kentucky 4/8/12	
1, 10x, last vs. Longwood-2 3/31	<b>SB</b> 2, 2x, last vs. Charleston Southern 4/5/11	

Year	Avg.	GP	GS	AB	R	H	2B	3B	HR	RBI	TB	SLG	BB	HBP	K	GDP	OBP	SF	SH	SB-ATT	PO	A	E	FLD%
2011	.332	56	56	184	31	61	7	3	3	20	83	.451	16	6	13	0	.403	0	8	15-20	84	116	17	.922
2012	.390	43	43	136	38	53	8	2	6	25	83	.610	12	6	9	1	.458	1	3	10-15	63	63	9	.933
<b>TOTAL</b>	<b>.356</b>	<b>99</b>	<b>99</b>	<b>320</b>	<b>69</b>	<b>114</b>	<b>15</b>	<b>5</b>	<b>9</b>	<b>45</b>	<b>166</b>	<b>.519</b>	<b>28</b>	<b>12</b>	<b>22</b>	<b>1</b>	<b>.427</b>	<b>1</b>	<b>11</b>	<b>25-35</b>	<b>147</b>	<b>179</b>	<b>26</b>	<b>.926</b>

**#13 - Kelley Dillon**  
**IF - R/R - 5-7 - Sr. - Hanahan, S.C.**

- Offseason shoulder surgery may cost her the year



2012	Game Highs	South Carolina
N/A	<b>AB</b> ..... 4 (4x, last vs. Winthrop, 5/4/11)	
N/A	<b>R</b> ..... 2 (vs. Georgetown, 2/18/11)	
N/A	<b>H</b> ..... 2 (3x, last vs. Winthrop, 5/4/11)	
N/A	<b>RBI</b> ..... 1 (4x, last vs. Winthrop, 5/4/11)	
N/A	<b>2B</b> ..... 1 (3x, last vs. Elon-1, 2/26/11)	
N/A	<b>3B</b> ..... 1 (at Longwood-2, 4/9/11)	
N/A	<b>HR</b> ..... N/A	
N/A	<b>BB</b> ..... 2 (at Winthrop, 3/2/11)	
N/A	<b>SB</b> ..... 1 (2x, last vs. Michigan State, 2/20/11)	

Year	Avg.	GP	GS	AB	R	H	2B	3B	HR	RBI	TB	SLG	BB	HBP	K	GDP	OBP	SF	SH	SB-ATT	PO	A	E	FLD%
2011	.171	29	26	70	10	12	3	1	0	4	17	.243	7	1	19	1	.253	1	2	2-2	50	31	4	.953
2012																								
<b>TOTAL</b>	<b>.171</b>	<b>29</b>	<b>26</b>	<b>70</b>	<b>10</b>	<b>12</b>	<b>3</b>	<b>1</b>	<b>0</b>	<b>4</b>	<b>17</b>	<b>.243</b>	<b>7</b>	<b>1</b>	<b>19</b>	<b>1</b>	<b>.253</b>	<b>1</b>	<b>2</b>	<b>2-2</b>	<b>50</b>	<b>31</b>	<b>4</b>	<b>.953</b>

**#14 - Kylie Morin**  
**IF - L/R - 5-7 - Sr. - Salem, Ore.**

- Used as a pinch runner in 27 games
- 4-for-5 in stolen-base tries



PROFILE

GBG STATS

2012	Game Highs	Career
1 vs. Charleston Southern-2 2/28	<b>AB</b> .....	3, vs. Georgetown, 2/18/11
1, 10x, last at Winthrop 3/28	<b>R</b> .....	1, 23x, last at Winthrop 3/28/12
N/A	<b>H</b> .....	Same
N/A	<b>RBI</b> .....	Same
N/A	<b>2B</b> .....	Same
N/A	<b>3B</b> .....	Same
N/A	<b>HR</b> .....	Same
N/A	<b>BB</b> .....	Same
1, 4x, last vs. Charleston So.-2 2/28	<b>SB</b> ...1, 10x, last vs. Charleston So.-2 2/28/12	

Year	Avg.	GP	GS	AB	R	H	2B	3B	HR	RBI	TB	SLG	BB	HBP	K	GDP	OBP	SF	SH	SB-ATT	PO	A	E	FLD%
2011	.000	42	2	3	13	0	0	0	0	0	0	.000	0	0	0	0	.000	0	0	6-9	0	0	0	.000
2012	.000	28	0	1	10	0	0	0	0	0	0	.000	0	0	0	0	.000	0	0	4-5	0	0	0	.000
<b>TOTAL</b>	<b>.000</b>	<b>70</b>	<b>2</b>	<b>4</b>	<b>23</b>	<b>0</b>	<b>0</b>	<b>0</b>	<b>0</b>	<b>0</b>	<b>0</b>	<b>.000</b>	<b>0</b>	<b>0</b>	<b>0</b>	<b>0</b>	<b>.000</b>	<b>0</b>	<b>0</b>	<b>10-14</b>	<b>0</b>	<b>0</b>	<b>0</b>	<b>.000</b>

**#15 - Lacey Rother**  
**C/1B - R/R - 5-11 - Fr. - Long Beach, Calif.**

- Sixth on the team with 10 walks
- Hit her first homer in Maine (3/2) win



PROFILE

GBG STATS

2012	Game Highs	Career
3, 4x, last at Coastal Carolina-1 3/7	<b>AB</b> .....	Same
1 vs. Maine 3/2	<b>R</b> .....	Same
2 vs. Maine 3/2	<b>H</b> .....	Same
3 vs. Maine 3/2	<b>RBI</b> .....	Same
N/A	<b>2B</b> .....	Same
N/A	<b>3B</b> .....	Same
1 vs. Maine 3/2	<b>HR</b> .....	Same
2 at UC Riverside 3/3	<b>BB</b> .....	Same
N/A	<b>SB</b> .....	Same

Year	Avg.	GP	GS	AB	R	H	2B	3B	HR	RBI	TB	SLG	BB	HBP	K	GDP	OBP	SF	SH	SB-ATT	PO	A	E	FLD%
2012	.233	25	10	30	1	7	0	0	1	6	10	.333	10	1	6	1	.439	0	0	0-0	2	0	0	1.000

**#16 - Sam Arbaugh**  
**IF - R/R - 5-1 - Sr. - Aiken, S.C.**

- Had a pinch hit at Winthrop (3/28)
- Used as a pinch runner on eight occasions, scoring six times



PROFILE

GBG STATS

2012	Game Highs	Career
1, 5x, last at Winthrop 3/28	<b>AB</b> .....	4 vs. Loyola 2/27/10
1, 6x, last vs. Longwood-1 3/31	<b>R</b> .....	3 vs. Loyola 2/27/10
1 at Winthrop 3/28	<b>H</b> .....	1, 3x, last at Winthrop 3/28/12
N/A	<b>RBI</b> .....	N/A
N/A	<b>2B</b> .....	N/A
N/A	<b>3B</b> .....	N/A
N/A	<b>HR</b> .....	N/A
N/A	<b>BB</b> ...1, 2x, last at No. 12/10 Georgia-1, 4/24/10	
N/A	<b>SB</b> .....	N/A

Year	Avg.	GP	GS	AB	R	H	2B	3B	HR	RBI	TB	SLG	BB	HBP	K	GDP	OBP	SF	SH	SB-ATT	PO	A	E	FLD%
2009	.000	12	2	4	2	0	0	0	0	0	0	.000	0	0	2	0	.000	0	1	0-0	4	1	1	.833
2010	.061	26	19	33	4	2	0	0	0	0	2	.061	2	2	17	0	.162	0	4	0-0	36	27	10	.863
2011	Did Not Play																							
2012	.200	13	0	5	6	1	0	0	0	0	1	.200	0	0	1	0	.200	0	0	0-0	0	1	0	1.000
<b>TOTAL</b>	<b>.071</b>	<b>51</b>	<b>21</b>	<b>42</b>	<b>12</b>	<b>3</b>	<b>0</b>	<b>0</b>	<b>0</b>	<b>0</b>	<b>3</b>	<b>.071</b>	<b>2</b>	<b>2</b>	<b>20</b>	<b>0</b>	<b>.152</b>	<b>0</b>	<b>5</b>	<b>0-0</b>	<b>40</b>	<b>29</b>	<b>11</b>	<b>.863</b>

**#17 - Shelby Gonzales**  
**C - R/R - 5-8 - Jr. - Moses Lake, Wash.**

- Started 32 games at catcher
- Third on the team in on-base percentage (.414)
- Fourth in multi-RBI games (5)
- Posted a homer and three RBI at Charlotte (2/29)
- Her first career homer came vs. Presbyterian (2/25)



PROFILE

GBG STATS

2012	Game Highs	Career
4, 2x, last at Charlotte 2/29	<b>AB</b> .....	Same
2 at UC Riverside 3/3	<b>R</b> .....	Same
2, 2x, last at Charlotte 2/29	<b>H</b> .....	Same
3 at Charlotte 2/29	<b>RBI</b> .....	Same
1 at No. 11 Georgia-1 4/11	<b>2B</b> .....	Same
N/A	<b>3B</b> .....	Same
1, 3x, last at UC Riverside 3/3	<b>HR</b> .....	Same
2, 2x, last at UC Riverside 3/3	<b>BB</b> .....	Same
N/A	<b>SB</b> .....	Same

Year	Avg.	GP	GS	AB	R	H	2B	3B	HR	RBI	TB	SLG	BB	HBP	K	GDP	OBP	SF	SH	SB-ATT	PO	A	E	FLD%
2012	.239	35	32	67	6	16	1	0	3	13	26	.388	17	3	8	0	.414	0	4	0-0	118	18	3	.978

**#18 - Codee Yeske**  
**IF - R/R - 5-8 - So. - Lexington, S.C.**

- Appeared in 14 games, nine as a pinch hitter
- Posted first homer vs. Maine (3/2)
- Hit by a pitch twice and scored a run vs. Winthrop (2/11)



PROFILE

GBG STATS

2012	Game Highs	Carolina
3 vs. Jacksonville 2/19	AB	Same
1, 2x, last vs. Maine 3/2	R	Same
1, 2x, last vs. Maine 3/2	H	Same
2 vs. Maine 3/2	RBI	Same
N/A	2B	Same
N/A	3B	Same
1 vs. Maine 3/2	HR	Same
1 at No. 4 Florida 3/18	BB	Same
1 at Charlotte 2/29	SB	Same

Year	Avg.	GP	GS	AB	R	H	2B	3B	HR	RBI	TB	SLG	BB	HBP	K	GDP	OBP	SF	SH	SB-ATT	PO	A	E	FLD%
2012	.133	14	1	15	2	2	0	0	1	2	5	.333	1	2	7	0	.278	0	0	1-1	2	1	1	.750

**#20 - Kaitlin Westfall**  
**OF - R/R - 5-6 - Sr. - Macon, Ga.**

- Leads the SEC with 15 doubles
- Seventh in NCAA stat report with 0.37 doubles per game
- Had five RBI including a grand slam vs. Longwood (3/31)
- Went 2-for-4 with a double, a triple and three RBI, including two game-tying ones, vs. Western Kentucky (2/11)



PROFILE

GBG STATS

2012	Game Highs	Career
5 at Charlotte 2/29	AB	Same
3 vs. Longwood-1 3/31	R	3, 2x, last vs. Longwood-1 3/31/12
3, 2x, last at Kentucky 4/8	H	3, 4x, last at Kentucky 4/8/12
5 vs. Longwood-2, 3/31	RBI	Same
2, 2x, last vs. Villanova 2/19	2B	Same
1 vs. Western Kentucky 2/11	3B	1, 4x, last vs. Western Kentucky 2/11/12
1, 4x, last vs. Longwood-2 3/31	HR	1, 1x, last vs. Longwood-2 3/31/12
2 vs. Illinois-Chicago 2/18	BB	2, 6x, last vs. Illinois-Chicago 2/18/12
1, 3x, last vs. Charleston So.-2 2/28	SB	1, 5x, last vs. Charleston So.-2 2/28/12

Year	Avg.	GP	GS	AB	R	H	2B	3B	HR	RBI	TB	SLG	BB	HBP	K	GDP	OBP	SF	SH	SB-ATT	PO	A	E	FLD%
2009	.162	31	12	37	7	6	2	1	0	3	10	.270	0	2	12	0	.205	0	1	1-1	0	0	0	.000
2010	.176	47	40	108	8	19	6	0	2	9	31	.287	8	5	31	0	.264	0	3	0-0	50	2	0	1.000
2011	.300	53	52	150	19	45	7	2	5	27	71	.473	16	4	20	0	.378	2	6	1-3	75	8	1	.988
2012	.306	43	43	124	27	38	15	1	4	28	67	.540	17	5	22	1	.408	1	3	3-3	81	6	5	.946
<b>TOTAL</b>	<b>.258</b>	<b>174</b>	<b>147</b>	<b>419</b>	<b>61</b>	<b>108</b>	<b>30</b>	<b>4</b>	<b>11</b>	<b>67</b>	<b>179</b>	<b>.427</b>	<b>41</b>	<b>16</b>	<b>85</b>	<b>1</b>	<b>.344</b>	<b>3</b>	<b>13</b>	<b>5-7</b>	<b>206</b>	<b>16</b>	<b>6</b>	<b>.974</b>

**#21 - Kierstyn White**  
**P - R/R - 5-10 - Sr. - Columbia, S.C.**

- Posted her first career shutout in 5-0 win over Illinois-Chicago (2/18)
- Now has seven career complete games, five this year



PROFILE

GBG STATS

2012	Game Highs	Career
7.0, 4x, last vs. Charleston So.-1 2/28	IP	7.0, 5x, last vs. Charleston So.-1 2/28/12
3, 2x, last vs. Charleston So.-1 2/28	K	6 vs. Seton Hall, 3/5/11
9 vs. Appalachian State 2/25	H	13 at Kentucky-1, 4/10/10
5, 3x, last vs. LSU 3/23	R	11 at Kentucky-1, 4/10/10
5, 2x, last vs. LSU 3/23	ER	11 at Kentucky-1, 4/10/10
6 vs. Mississippi State-2 3/13	BB	Same

Year	ERA	W	L	App	GS	CG	SHO	CBO	SV	IP	H	R	ER	BB	SO	2B	3B	HR	BF	B/Avg	WP	HBP	III.	SFA	SHA
2009	2.69	9	4	32	9	0	0	3	3	86.0	91	44	33	36	45	11	5	3	398	.271	9	9	1	1	16
2010	8.32	0	2	18	2	1	0	0	0	37.0	79	58	44	28	19	14	1	8	218	.436	11	2	0	3	4
2011	4.30	2	3	13	4	1	0	0	0	27.2	35	24	17	18	11	2	0	3	143	.292	5	2	2	0	3
2012	4.55	6	7	24	15	5	1	0	0	77.0	90	63	50	50	21	13	3	11	383	.283	5	2	2	3	10
<b>TOTAL</b>	<b>4.43</b>	<b>17</b>	<b>16</b>	<b>87</b>	<b>30</b>	<b>7</b>	<b>1</b>	<b>3</b>	<b>3</b>	<b>227.2</b>	<b>295</b>	<b>189</b>	<b>144</b>	<b>132</b>	<b>96</b>	<b>40</b>	<b>9</b>	<b>25</b>	<b>1142</b>	<b>.309</b>	<b>30</b>	<b>15</b>	<b>5</b>	<b>7</b>	<b>33</b>

**#22 - Jackie Slawson**  
**OF - L/R - 5-8 - Sr. - Ladson, S.C.**

- Pinch ran in 25 games, scoring 12 times



PROFILE

GBG STATS

2012	Game Highs	Career
1, 4x, last at Kentucky 4/7	AB	3 at LSU 5/7/11
1, 12x, last at No. 11 Georgia-1 4/11	R	1, 31x, last at No. 11 Georgia-1 4/11/12
1 at Winthrop 3/28	H	1, 4x, last at Winthrop 3/28/12
N/A	RBI	N/A
N/A	2B	N/A
N/A	3B	N/A
N/A	HR	N/A
N/A	BB	N/A
1, 4x, last vs. Longwood-2 3/31	SB	1, 10x, last vs. Longwood-2 3/31/12

Year	Avg.	GP	GS	AB	R	H	2B	3B	HR	RBI	TB	SLG	BB	HBP	K	GDP	OBP	SF	SH	SB-ATT	PO	A	E	FLD%
2011	.429	43	3	7	19	3	0	0	0	0	3	.429	0	1	2	0	.500	0	0	6-13	0	0	0	.000
2012	.250	28	0	4	12	1	0	0	0	0	1	.250	0	0	1	0	.250	0	0	4-5	0	0	0	.000
<b>TOTAL</b>	<b>.364</b>	<b>71</b>	<b>3</b>	<b>11</b>	<b>31</b>	<b>4</b>	<b>0</b>	<b>0</b>	<b>0</b>	<b>0</b>	<b>4</b>	<b>.364</b>	<b>0</b>	<b>1</b>	<b>3</b>	<b>0</b>	<b>.417</b>	<b>0</b>	<b>0</b>	<b>10-18</b>	<b>0</b>	<b>0</b>	<b>0</b>	<b>.000</b>

**#23 - Julie Sarratt**  
**P/1B - R/R - 5-4 - So. - Gaffney, S.C.**

- Offseason surgery may keep her out for 2012



PROFILE

GBG STATS

2012	Game Highs - Hitting	Career
N/A	<b>AB</b> .4, 3x, last vs. No. 20/16 Kentucky, 4/24/11	
N/A	<b>R</b> .1, 3x, last vs. Charleston Southern, 4/5/11	
N/A	<b>H</b> .2, 3x, last vs. Charleston Southern, 4/5/11	
N/A	<b>RBI</b> .2, 2x, last vs. Mississippi, 3/12/11	
N/A	<b>2B</b> .1, 4x, last vs. No. 20/16 Kentucky, 4/24/11	
N/A	<b>3B</b> .....	N/A
N/A	<b>HR</b> .....1, 2x, last vs. Mississippi, 3/12/11	
N/A	<b>BB</b> .....1 vs. Michigan State, 2/20/11	
N/A	<b>SB</b> .....	N/A

2011	Game Highs - Pitching	Career
N/A	<b>IP</b> .....8.1 at No. 23/24 Auburn, 3/20/11	
N/A	<b>K</b> .....9 vs. Florida Gulf Coast, 2/19/11	
N/A	<b>H</b> .....11 at No. 23/24 Auburn, 3/20/11	
N/A	<b>R</b> .....6, 2x, last at No. 11 Tennessee, 3/26/11	
N/A	<b>ER</b> .....6, 2x, last at No. 11 Tennessee, 3/26/11	
N/A	<b>BB</b> .....4, 3x, last vs. No. 5/7 Florida, 4/30/11	

Sarratt's Season-By-Season Batting Statistics																									
Year	Avg.	GP	GS	AB	R	H	2B	3B	HR	RBI	TB	SLG	BB	HBP	K	GDP	OBP	SF	SH	SB-ATT	PO	A	E	FLD%	
2011	.250	31	20	64	3	16	4	0	2	9	26	.406	1	1	20	0	.273	0	0	0-0	35	13	0	1.000	
2012	Has Not Played																								
<b>TOTAL</b>	<b>.250</b>	<b>31</b>	<b>20</b>	<b>64</b>	<b>3</b>	<b>16</b>	<b>4</b>	<b>0</b>	<b>2</b>	<b>9</b>	<b>26</b>	<b>.406</b>	<b>1</b>	<b>1</b>	<b>20</b>	<b>0</b>	<b>.273</b>	<b>0</b>	<b>0</b>	<b>0-0</b>	<b>35</b>	<b>13</b>	<b>0</b>	<b>1.000</b>	

Sarratt's Season-By-Season Pitching Statistics																									
Year	ERA	W	L	App	GS	CG	SHO	CBO	SV	IP	H	R	ER	BB	SO	2B	3B	HR	BF	B/Avg	WP	HBP	Ill.	SFA	SHA
2011	3.38	8	8	29	15	6	3	1	2	103.2	93	56	50	40	70	19	0	17	454	.238	1	11	0	4	9
2012	Has Not Played																								
<b>TOTAL</b>	<b>3.38</b>	<b>8</b>	<b>8</b>	<b>29</b>	<b>15</b>	<b>6</b>	<b>3</b>	<b>1</b>	<b>2</b>	<b>103.2</b>	<b>93</b>	<b>56</b>	<b>50</b>	<b>40</b>	<b>70</b>	<b>19</b>	<b>0</b>	<b>17</b>	<b>454</b>	<b>.238</b>	<b>1</b>	<b>11</b>	<b>0</b>	<b>4</b>	<b>9</b>

**#24 - Dana Hathorn**  
**IF - R/R - 5-6 - So. - Orlando, Fla.**

- Fourth on the team with 11 multi-hit games
- Had the game-winning hit vs. Charlotte (3/14)
- Went 3-for-4 with a double and three runs scored at Charlotte (2/29)
- Two two-run doubles vs. Winthrop (2/22)



PROFILE

GBG STATS

2012	Game Highs	Career
4, 15x, last at Kentucky 4/8	<b>AB</b> .....4, 28x, last at Kentucky 4/8/12	
3 at Charlotte 2/29	<b>R</b> .....	Same
3, 2x, last at Charlotte 2/29	<b>H</b> .....3, 4x, last at Charlotte 2/29/12	
4 vs. Winthrop 2/22	<b>RBI</b> .....	Same
2 vs. Winthrop 2/22	<b>2B</b> .....	Same
1 vs. George Washington 2/26	<b>3B</b> .1, 2x, last vs. George Washington 2/26/12	
N/A	<b>HR</b> .....1 at Arkansas-1 4/16/11	
1, 5x, last vs. Longwood-2 3/31	<b>BB</b> .....1, 14x, last vs. Longwood-2 3/31/12	
1, 2x, last vs. Mississippi State-1 3/13	<b>SB</b> .....2, 3x, last at Arkansas 4/17/11	

Hathorn's Season-By-Season Batting Statistics																									
Year	Avg.	GP	GS	AB	R	H	2B	3B	HR	RBI	TB	SLG	BB	HBP	K	GDP	OBP	SF	SH	SB-ATT	PO	A	E	FLD%	
2011	.280	53	50	157	27	44	5	1	1	28	54	.344	9	2	15	0	.325	1	4	12-13	114	98	4	.981	
2012	.306	43	43	134	23	41	9	1	0	21	52	.388	5	5	12	0	.354	0	1	2-5	84	65	6	.961	
<b>TOTAL</b>	<b>.292</b>	<b>96</b>	<b>93</b>	<b>291</b>	<b>50</b>	<b>85</b>	<b>14</b>	<b>2</b>	<b>1</b>	<b>49</b>	<b>106</b>	<b>.364</b>	<b>14</b>	<b>7</b>	<b>27</b>	<b>0</b>	<b>.339</b>	<b>1</b>	<b>5</b>	<b>14-18</b>	<b>198</b>	<b>163</b>	<b>10</b>	<b>.973</b>	

**#25 - Olivia Lawrence**  
**C/IF - L/R - 5-6 - Fr. - Woodstown, N.J.**

- Started 14 times (10 at C, 4 at 1B)
- Pinch-hit RBI single vs. Arkansas (3/11) pivotal in win
- Hit her first career homer at Coastal (3/7)
- Went 2-for-4 with a double and an RBI vs. Winthrop (2/11)



PROFILE

GBG STATS

2012	Game Highs	Career
4 vs. Winthrop 2/11	<b>AB</b> .....	Same
2 vs. Villanova 2/19	<b>R</b> .....	Same
2 vs. Winthrop 2/11	<b>H</b> .....	Same
2 at Coastal Carolina-2 3/7	<b>RBI</b> .....	Same
1, 2x, last vs. Charlotte 3/14	<b>2B</b> .....	Same
N/A	<b>3B</b> .....	Same
1 at Coastal Carolina-2 3/7	<b>HR</b> .....	Same
1, 6x, last vs. Longwood-2 3/31	<b>BB</b> .....	Same
N/A	<b>SB</b> .....	Same

Lawrence's Season-By-Season Batting Statistics																									
Year	Avg.	GP	GS	AB	R	H	2B	3B	HR	RBI	TB	SLG	BB	HBP	K	GDP	OBP	SF	SH	SB-ATT	PO	A	E	FLD%	
2012	.186	27	14	43	3	8	2	0	1	5	13	.302	6	0	16	0	.286	0	0	0-0	65	7	5	.935	

**#30 - Kaela Jackson**  
**OF - R/R - 5-6 - R-Sr. - Morristown, Tenn.**

- Bases-loaded double started the scoring in the 9-1 (5) win at Kentucky (4/6)
- Posted first career homer in Arkansas win (3/10)
- Drove in two with her pinch-hit double at Charlotte (2/29)



2012	Game Highs	Career
3, 8x, last at No. 11 Georgia-2 4/11	<b>AB</b>	Same
1, 3x, last at Kentucky 4/6	<b>R</b>	Same
2 vs. Mississippi State-1 3/13	<b>H</b>	Same
3 at Kentucky 4/6	<b>RBI</b>	Same
1, 4x, last at Kentucky 4/6	<b>2B</b>	Same
N/A	<b>3B</b>	N/A
1 vs. Mississippi State-1 3/13	<b>HR</b>	Same
1 at No. 4 Florida 3/18	<b>BB</b>	1, 3x, last at No. 4 Florida 3/18/12
N/A	<b>SB</b>	N/A

Year	Avg.	GP	GS	AB	R	H	2B	3B	HR	RBI	TB	SLG	BB	HBP	K	GDP	OBP	SF	SH	SB-ATT	PO	A	E	FLD%
2011	.143	9	0	7	0	1	0	0	0	2	1	.143	2	0	2	0	.333	0	0	0-0	0	0	0	.000
2012	.212	27	20	52	3	11	4	0	1	8	18	.346	1	2	16	0	.255	0	2	0-0	0	0	0	.000
<b>TOTAL</b>	<b>.203</b>	<b>36</b>	<b>20</b>	<b>59</b>	<b>3</b>	<b>12</b>	<b>4</b>	<b>0</b>	<b>1</b>	<b>10</b>	<b>19</b>	<b>.322</b>	<b>3</b>	<b>2</b>	<b>18</b>	<b>0</b>	<b>.266</b>	<b>0</b>	<b>2</b>	<b>0-0</b>	<b>0</b>	<b>0</b>	<b>0</b>	<b>.000</b>

**#33 - Katelynn Howser**  
**P - R/R - 5-8 - Fr. - Woodstock, Ga.**

- Made 29 appearances, 16 in relief
- Struck out 10 (and walked 8) in win vs. Presbyterian (2/26)
- Picked up her first career win vs. Winthrop (2/11) and first save vs. Cleveland State (2/12)



2012	Game Highs	Career
7.0, 2x, last vs. Arkansas 3/10	<b>IP</b>	Same
10 vs. Presbyterian 2/26	<b>K</b>	Same
12 at No. 11 Georgia-2 4/11	<b>H</b>	Same
8 at No. 11 Georgia-2 4/11	<b>R</b>	Same
8 at No. 11 Georgia-1 4/11	<b>ER</b>	Same
8 vs. Presbyterian 2/26	<b>BB</b>	Same

Year	ERA	W	L	App	GS	CG	SHO	CBO	SV	IP	H	R	ER	BB	SO	2B	3B	HR	BF	B/Avg	WP	HBP	IP	SFA	SHA
2012	3.63	8	6	29	13	6	0	0	3	104.0	104	67	54	74	72	15	3	21	493	.261	17	8	2	7	5

**#42 - Hannah Milks**  
**OF - R/R - 5-5 - Jr. - Greenville, S.C.**

- Started 13 games in right field
- Went 2-for-4 with a double and two RBI vs. Winthrop (2/11)



2012	Game Highs	Career
4, 3x, last vs. Presbyterian 2/25	<b>AB</b>	4, 21x, last vs. Presbyterian 2/26/12
2 at Winthrop 3/28	<b>R</b>	3, 2x, last vs. Michigan State 3/6/11
2, 2x, last vs. Winthrop 2/22	<b>H</b>	3, 4x, last at Arkansas 4/17/11
2 vs. Winthrop 2/11	<b>RBI</b>	4, at No. 11 Tennessee 3/27/11
1 vs. Winthrop 2/11	<b>2B</b>	1, 10x, last at Longwood-1 4/9/11
N/A	<b>3B</b>	N/A
N/A	<b>HR</b>	1, 3x, last at Arkansas 4/17/11
2 vs. LSU 3/23	<b>BB</b>	2, 3x, last vs. LSU 3/23/12
1, 7x, last vs. Longwood-2 3/31	<b>SB</b>	2, 2x, last vs. Mississippi 3/13/11

Year	Avg.	GP	GS	AB	R	H	2B	3B	HR	RBI	TB	SLG	BB	HBP	K	GDP	OBP	SF	SH	SB-ATT	PO	A	E	FLD%
2010	.234	46	39	107	14	25	3	0	0	5	28	.262	10	4	30	0	.322	0	5	3-5	22	47	8	.896
2011	.273	49	48	139	26	38	6	0	3	12	53	.381	11	2	20	0	.333	1	10	16-16	56	4	2	.968
2012	.152	37	13	46	15	7	1	0	0	3	8	.174	6	1	7	0	.264	0	6	8-10	27	0	0	1.000
<b>TOTAL</b>	<b>.237</b>	<b>133</b>	<b>101</b>	<b>295</b>	<b>55</b>	<b>70</b>	<b>10</b>	<b>0</b>	<b>3</b>	<b>20</b>	<b>89</b>	<b>.302</b>	<b>27</b>	<b>7</b>	<b>59</b>	<b>0</b>	<b>.315</b>	<b>1</b>	<b>21</b>	<b>27-31</b>	<b>105</b>	<b>51</b>	<b>10</b>	<b>.940</b>

**#80 - Audrey Broyles**  
**P - R/R - 5-10 - R-Jr. - Pembroke Pines, Fla.**

- Struck out seven, matching her season high, without issuing a walk in Longwood win (3/31)
- Threw the most innings and pitches since her true sophomore season at that time in her first start of the year vs. Western Kentucky, a CG win (2/11)



2012	Game Highs	Career
8.0, 2x, last vs. Arkansas 3/9	<b>IP</b>	8.1 at Florida Atlantic, 2/28/10
7, 2x, last vs. Longwood-1 3/31	<b>K</b>	14 vs. College of Charleston, 2/7/09
9, 2x, last at Kentucky 4/8	<b>H</b>	10 at Arkansas, 3/11/09
8 at Kentucky 4/8	<b>R</b>	Same
6, 2x, last at Kentucky 4/8	<b>ER</b>	6, 5x, last at Kentucky 4/8/12
7 vs. LSU 3/24	<b>BB</b>	Same

Year	ERA	W	L	App	GS	CG	SHO	CBO	SV	IP	H	R	ER	BB	SO	2B	3B	HR	BF	B/Avg	WP	HBP	Ill.	SFA	SHA
2009	2.67	10	12	33	25	9	2	3	3	144.0	148	67	55	33	130	21	3	15	612	.267	2	9	0	3	13
2010	0.99	3	3	8	7	3	2	0	0	42.1	24	12	6	9	45	5	1	1	165	.161	0	0	0	0	7
2011	3.03	6	10	24	22	4	1	1	0	99.1	82	52	43	29	55	14	3	22	417	.220	2	9	1	0	6
2012	3.19	7	6	15	13	5	0	0	0	72.1	70	44	33	36	38	11	0	9	334	.254	1	9	1	2	11
<b>TOTAL</b>	<b>2.68</b>	<b>26</b>	<b>31</b>	<b>80</b>	<b>67</b>	<b>21</b>	<b>5</b>	<b>4</b>	<b>3</b>	<b>358.0</b>	<b>324</b>	<b>175</b>	<b>137</b>	<b>107</b>	<b>268</b>	<b>51</b>	<b>7</b>	<b>47</b>	<b>1528</b>	<b>.240</b>	<b>5</b>	<b>27</b>	<b>2</b>	<b>5</b>	<b>37</b>



2012 Box Score QR Links




2/10 Tennessee St.



2/11 Western Ky.



2/11 Winthrop



2/12 Cleveland St.



2/17 Providence



2/18 Ill.-Chicago



2/18 FIU



2/19 Jacksonville



2/19 Villanova



2/22 Winthrop




2/25 App. State




2/25 Presbyterian



2/25 Geo. Wash.



2/28 Chas. So. 1



2/28 Chas. So. 2



2/29 Charlotte



3/2 Portland State



3/2 Maine



3/3 UC Riverside



3/4 UC Davis



3/7 Coastal 1



3/7 Coastal 2



3/9 Arkansas



3/10 Arkansas



3/11 Arkansas



3/13 Miss. State 1



3/13 Miss. State 2



3/14 Charlotte



3/16 Florida




3/17 Florida

**2012 Box Score QR Links**



3/18 Florida



3/21 North Carolina



3/23 LSU




3/24 LSU




3/25 LSU




3/28 Winthrop



3/31 Longwood 1



3/31 Longwood 2




4/6 Kentucky



4/7 Kentucky



4/8 Kentucky



4/11 Georgia 1



4/11 Georgia 2

4/13 Alabama

4/14 Alabama

4/15 Alabama

4/20 Tennessee

4/21 Tennessee

4/22 Tennessee

4/27 Auburn

4/28 Auburn

4/29 Auburn

5/4 Mississippi

5/5 Mississippi

5/6 Mississippi