



SOUTH CAROLINA BASKETBALL

MBB CONTACT: EMILY MILES // EFEENEY@MAILBOX.SC.EDU // 803-777-7743 // @EMILYFEENEYSID

(22/20) SOUTH CAROLINA (13-0, 0-0 SEC) at AUBURN (7-5, 1-0 SEC)

TUE., JAN. 5 • AUBURN ARENA (9,121) • AUBURN, ALA. • 7 P.M. ET • SEC NETWORK

2015-16 SCHEDULE

OVERALL: 13-0 | SEC: 0-0

NOVEMBER

8	Allen +	W, 71-43
14	Norfolk State %	W, 84-69
16	Oral Roberts	W, 84-66
20	vs. DePaul!	W, 76-61
21/22	vs. Hofstra!	W, 94-84
23	vs. Tulsa!	W, 83-75
27	Lipscomb	W, 92-76
30	Western Carolina	W, 76-53

DECEMBER

5	USF	W, 81-63
15	Drexel	W, 79-54
18	at Clemson ^	W, 65-59
22	vs. St. John's &	W, 75-61
30	Francis Marion	W, 78-56

JANUARY

2	Memphis	W, 86-76
5	at Auburn*	7 p.m./ SECN
9	Vanderbilt*	3 p.m./ESPNU
13	at Alabama*	9 p.m./ SECN
16	Missouri*	1 p.m./ SECN
19	at Ole Miss*	7 p.m./ SECN
23	at Tennessee*	Noon/ SECN
26	Mississippi State*	7 p.m./ SECN
30	Alabama*	6 p.m./ SECN

FEBRUARY

2	at Georgia*	7 p.m./ESPN/U/SECN
6	at Texas A&M*	4 p.m./ESPNU
10	LSU*	7 p.m./ESPN2
13	Kentucky*	Noon/ESPN/2
16	at Missouri*	7 p.m./ SECN
20	Florida*	Noon/ SECN
24	Tennessee*	9 p.m./ SECN
27	at Mississippi State*	2:30/ SECN

MARCH

3	Georgia*	7 p.m./ESPN/2
5	at Arkansas*	5 p.m./SECN
9-13	SEC Tournament (Nashville)	TBD

All home games in **bold** | All times listed Eastern
 * indicates SEC contest | + indicates exhibition |
SECN+ - SEC Network + | **SECN** - SEC Network
 | **CBSSN** - CBS Sports Network | % - Paradise Jam
 (Columbia, S.C.) | ! - Paradise Jam (St. Thomas,
 USVI) | & - Hall of Fame Shootout (Uncasville,
 Conn.) | ^ - game played at Bon Secours Arena



SOCIAL HUB

@GAMECOCKMBB // #GAMECOCKS
FACEBOOK.COM/GAMECOCKMBB



GAMECOCKS

VS.



TIGERS

Head Coach: Frank Martin (FIU, '93)
Record At Carolina: 58-54 (4th season)
Career Record: 175-108 (9th season)
Record vs. Auburn: 1-4

Top scorer: Carrera (12.4)
Top rebounder: Carrera (6.1)
Top assist maker: Thornwell (3.7)
Media Relations: Emily Miles
Twitter: @GamecockMBB

Head Coach: Bruce Pearl
 (Boston College, '82)
Record At Auburn: 22-25 (2nd season)
Career Record: 484-170 (21st season)

Record vs. S. Carolina: 13-2
Top scorer: Canty (19.3)
Top rebounder: Bowers (9.3)
Top assist maker: Canty (5.9)
Media Relations: Chuck Gallina
Twitter: @AuburnMBB

GAME 14

Broadcast: SEC Network
Play-By-Play: Dave Neal
Analyst: Daymeon Fishback

Radio: Gamecock Radio Network
Play-By-Play: Andy Demetra
Analyst: Casey Manning
Sirius: N/A; **XM:** N/A

Watch: WatchESPN
Live Stats: GamecocksOnline.com
Tickets: auburntigers.com
 - or - arena box office

Series: Auburn leads 23-15
Last Meeting: 71-68 Auburn win,
 in Auburn, Ala.
Series in Auburn: AU leads 10-7

PROBABLE STARTERS

SOUTH CAROLINA	HT.	WT.	YR.	HOMETOWN	PPG	RPG	MPG
G - #15 PJ Dozier	6-6	200	Fr.	Columbia, S.C.	8.1	3.6	20.2
G - #0 Sindarius Thornwell	6-5	215	Jr.	Lancaster, S.C.	11.4	5.2	29.8
F - #25 Mindaugas Kacinas	6-7	229	Sr.	Klaipeda, Lithuania	12.0	5.8	29.4
F - #24 Michael Carrera	6-5	214	Sr.	Anzoategui, Venezuela	12.4	6.1	24.8
F - #14 Laimonas Chatkevicius	6-11	245	Sr.	Klaipeda, Lithuania	10.8	4.2	21.0

AUBURN	HT.	WT.	YR.	HOMETOWN	PPG	RPG	MPG
G - #1 Kareem Canty	6-4	185	Jr.	Harlem, N.Y.	19.3	2.5	33.2
G - #2 Bryce Brown	6-3	195	Fr.	Stone Mountain, Ga.	10.1	1.6	20.3
G - #23 TJ Lang	6-7	200	So.	Mobile, Ala.	5.7	1.9	21.0
F - #0 Horace Spencer	6-9	220	Fr.	Philadelphia, Pa.	4.0	5.3	16.8
F - #12 Tyler Harris	6-10	228	GS	Dix Hills, N.Y.	14.4	8.8	27.2

TODAY'S GAME

Nationally-ranked South Carolina begins SEC play on Tuesday when it travels to face Auburn for a 7 p.m. ET matchup versus the Tigers. The Gamecocks remain the only unbeaten team in the league, and just one of three unbeaten teams in the country.
















GAME STORYLINES

- South Carolina is in its 108th season of varsity basketball in 2015-16.
- Carolina is led by fourth-year head coach Frank Martin. Alongside him are associate head coach Matt Figger, assistant coaches Perry Clark and Lamont Evans and director of men's hoops operations, Andy Assaley.
- South Carolina is ranked No. 22 in this week's Associated Press Top 25 Poll, it's highest ranking since 1998, while Carolina remains at No. 20 in the USA Today/Coaches Top 25 Poll. Carolina remains the only undefeated team in the SEC and one of just three unbeaten teams nationally (games through Jan. 3).
- A combined 68 fouls and 99 free throw attempts was the story of South Carolina's 86-76 win vs. visiting Memphis on Jan. 2 at Colonial Life Arena in the final non-conference tune-up of the season for Carolina. The win moved the Gamecocks to 13-0 on the year, it's longest win streak since the 1969-70 squad won 17-straight. Senior forward Michael Carrera posted his second double-double of the season with 16 points and a game high 11 rebounds, while junior guard Sindarius Thornwell added a season high 18 points, two assists and three steals.
- In the most updated NCAA stats (games through Jan. 3), South Carolina ranks in the top 15 in field goal percentage defense (13th), rebound margin (14th), free throw attempts (8th), free throws made (15th), and total rebounds per game (10th).



SOUTH CAROLINA GAMECOCKS

OVERALL: 13-0; SEC: 0-0; HOME: 8-0; AWAY: 1-0; NEUTRAL: 4-0

0		SINDARIUS THORNWELL - Jr. - G - 6-5 - 215 - Lancaster, S.C. MIN PTS RBS AST FG% 3FG% FT% 29.8 11.4 5.2 3.7 34.7 28.6 76.5	- Paradise Jam Tournament MVP; avgd. 13.3 points, 7.4 rebs, 3.7 apg. at Jam - Eight points and team high 9 rebounds vs. Clemson, dunk in 1st half was ESPN SportsCenter #1 Play of the Day/team leader with 3.8 assists per game - Last 5 games, 11.2 points, 5.2 rebounds, 3.4 assists per game - Season high 18 points with two assists and three steals in win vs. Memphis
1		MARCUS STROMAN - So. - G - 6-2 - 185 - Columbia, S.C. MIN PTS RBS AST FG% 3FG% FT% 16.3 2.3 2.3 1.7 25.0 40.0 66.7	- DNP vs. Lipscomb due to an outside left quad strain - Returned vs. Western Carolina, three assists and career high four steals - Team high three assists vs. USF - 5-of-8 from the free throw line with two assists and two steals vs. Memphis
2		RAYMOND DOBY - Fr. - F - 6-6 - 233 - Cahokia, Ill. MIN PTS RBS BLK FG% 3FG% FT% 3.0 1.3 0.8 0.1 33.3 0.0 50.0	- Played his senior season at Montrose Christian School and spent a post-grad year at St. John's Northwestern Military Academy in Wisconsin - DNP vs. USF due to back spasms - Scored first-career points with eight and four rebounds in win vs. Francis Marion
4		JAMALL GREGORY - Fr. - G - 6-2 - 202 - Washington, D.C. MIN PTS RBS AST FG% 3FG% FT% 4.4 1.6 1.0 0.6 44.4 25.0 50.0	- An extremely athletic and explosive athlete - Collected a rebound, three assists and a steal in exhibition vs. Allen - In seven minutes vs. WCU, scored two points and collected two rebounds - Season high 14 minutes vs. Francis Marion, scored six points, with 3 assists
5		TEMARCUS BLANTON - R-Fr. - G - 6-5 - 2015 - Locust Grove, Ga. MIN PTS RBS AST FG% 3FG% FT% 4.1 1.4 0.7 0.3 28.6 50.0 1.000	- Suffered a hip injury that required surgery during the 2014-15 preseason and missed the entire campaign - Scored first points as a Gamecock with two at the foul line vs. USF - Hit a pair of 3s on back-to-back possessions in final minutes of Drexel contest
10		DUANE NOTICE - Jr. - G - 6-2 - 218 - Woodbridge, Ontario MIN PTS RBS AST FG% 3FG% FT% 23.1 12.2 2.2 1.7 39.8 42.1 82.0	- 10 points, including three 3s, in win vs. Clemson - Matchup MVP vs. St. John's, 20 points, 7-of-10 from the field, two steals - 10 points in win vs. Francis Marion - 15 points, including a career best 12-of-12 from the free throw line in win vs. Memphis
14		LAIMONAS CHATKEVICIUS - St. - F - 6-11 - 245 - Klaipeda, Lithuania MIN PTS RBS BLK FG% 3FG% FT% 21.0 10.8 4.2 1.2 56.1 45.5 68.4	- Led team with 17 points, pulling down three rebounds in Paradise Jam Champ - Nine points, three blocks and three rebounds in win vs. Drexel - 11 points, five rebounds and a pair of steals in win vs. St. John's - Foul trouble early vs. Memphis, but scored 9 points with 6 rebounds in second half
15		PJ DOZIER - Fr. - G - 6-6 - 200 - Columbia, S.C. MIN PTS RBS AST FG% 3FG% FT% 20.2 8.1 3.6 1.8 40.8 33.3 51.4	- Season high 16 points vs. Drexel/hit 10-16 from the FT line, also three assists - 13-point, 6-rebound effort vs. Clemson and six points in win vs. St. John's - Seven points and two rebounds in win vs. Memphis - Last 5 games, 9.6 points, 3.2 rebounds, 42.5 FG%
20		JUSTIN MCKIE - Jr. - G - 6-4 - 197 - Columbia, S.C. MIN PTS RBS AST FG% 3FG% FT% 7.6 1.7 0.9 1.0 28.0 18.2 66.7	- Three points and three assists in exhibition vs. Allen - Solid in win vs. Lipscomb, posting six points, and dishing a career high five assists with one steal in 19 minutes - 12 assists against one turnover this season
21		JOHN RAGIN - Fr. - G - 6-2 - 177 - Eastover, S.C. MIN PTS RBS AST FG% 3FG% FT% 2.0 0.7 0.3 0.0 33.3 0.0 0.0	- Averaged 13 points during senior season at Cardinal Newman High School - Saw action vs. Western Carolina, collecting one rebound - Scored first-career points vs. Francis Marion - Not available vs. Memphis due to an abdominal strain
23		ERIC COBB - Fr. - F - 6-9 - 296 - Jacksonville, Fla. MIN PTS RBS BLK FG% 3FG% FT% 8.6 1.7 2.5 0.1 68.8 0.0 0.0	- Starred in exhibition vs. Allen with game best 14 rebounds and 8 points in 23 min. - Four rebounds and a block in win vs. Drexel - Four points and five rebounds, playing very well vs. Clemson - Season high seven rebounds in win vs. Francis Marion, also two assists
24		MICHAEL CARRERA - Sr. - F - 6-5 - 214 - Anzoátegui, Venezuela MIN PTS RBS AST FG% 3FG% FT% 24.8 12.4 6.1 1.6 50.5 56.8 79.1	- 14 points, including two free throws in final seconds to clinch win vs. Clemson - 16 points and 11 rebounds for 7th-career double-double in win vs. St. John's - Struggled early, but finished with five points and two rebounds vs. Francis Marion - Double-double with 16 points and 11 rebounds in win vs. Memphis - Last 5 games, 12.2 points, 6.8 rebounds, 1.4 assists, 0.9 blocks per game
25		MINDAUGAS KACINAS - Sr. - F - 6-7 - 229 - Klaipeda, Lithuania MIN PTS RBS AST FG% 3FG% FT% 29.4 12.0 5.8 1.1 57.1 32.0 65.1	- Paradise Jam All-Tourney team after averaging 17.3 points and 6.0 rebounds per game in tournament play/11 points, eight rebounds vs. Tulsa in championship - 20 points, 11 rebounds vs. WCU for fifth-career double-double - 10 points and a pair of assists in 37 minutes in career-high 37 minutes vs. Clemson - 8 points, 5 rebounds, 2 assists and 2 steals in 36 minutes vs. Memphis
30		CHRIS SILVA - Fr. - F - 6-9 - 220 - Libreville, Gabon MIN PTS RBS BLK FG% 3FG% FT% 14.2 6.3 5.1 1.2 39.6 0.0 63.5	- Native of Gabon, but played high school basketball at Roselle Catholic in N.J. - 4 points, 4 rebounds and 3 blocks in win vs. USF - Season and team high 13 points in win vs. Francis Marion/1.3 BPG leads team - 6 points, 7 rebounds, including 4 offensive, in win vs. Memphis
31		JARRELL HOLLIMAN - R-So. - F - 6-7 - 200 - Alpharetta, Ga. MIN PTS RBS AST FG% 3FG% FT% 1.7 0.0 0.0 0.0 0.0 0.0 0.0	- Played one year at Elmhurst College - Also ran track and field during high school career - A music major who one day would like to play in a symphony

INTERVIEW POLICIES

All interview requests must be made in advance to SID Emily Miles in the South Carolina Media Relations Office. Beginning with the start of practice in October, Miles will release a weekly coach and student-athlete availability schedule to media on Mondays.

Post-Game Interview Policy: After each home game, the visiting coach will address the media first, followed by South Carolina student-athletes then South Carolina head coach Frank Martin. (Depending on deadline, this may be altered on a game-by-game basis).

Road Interview Policy: Interviews with Coach Martin and Gamecock student-athletes while on the road will be scheduled according to the home post-game media procedure.

All interviews are to be coordinated through the Media Relations Office. This allows the staff to arrange the interview when it best suits the student-athlete's and the reporter's schedules. Please contact the Media Relations Office in advance to make your interview requests. Media are not permitted to contact student-athletes on their own at any time.

All interviews will take place at the designated media interview site for that day as listed in the weekly availability schedule or in the Media Relations Office.

Dormitory, apartment and cell phone numbers for student-athletes will not be provided to the media. Should you need to conduct a telephone interview with a student-athlete, a call will be placed to you from the student-athlete at a mutually agreeable time.

SOUTH CAROLINA MEDIA RELATIONS

Emily Miles, primary contact

Associate Director

cell: 803-727-3284

e-mail: efeeny@mailbox.sc.edu

Twitter: @EmilyFeenySID

Website: www.GamecocksOnline.com

Facebook: www.Facebook.com/GamecockMBB

Twitter: @GamecockMBB

Instagram: @GamecockMBB

STAT COMPARISON

	SC	AUBURN	NCAA Rank
Record	13-0	7-5	1/154
Conference Record	-	1-0	-
Current Streak	W13	W1	-
Scoring Avg.	81.0	79.6	45/69
Opponent Scoring Avg.	65.6	77.8	68/286
Scoring Margin	+15.4	+1.8	24/191
Field Goal %	.447	.448	138/132
Opponent Field Goal %	.373	.438	13/218
3-Point Field Goal %	.382	.385	52/42
Opponent 3-Point Field Goal %	.338	.330	172/139
3-Point Field Goal Made PG	6.6	10.0	207/21
3-Point Field Goal Attempts PG	17.3	26.0	302/95%
Free Throw %	.679	.633	210/313
Opponent Free Throw %	.665	.706	-
Rebounding Avg.	43.1	37.2	10/177
Opponent Rebounding Avg.	32.5	39.0	-
Rebounding Margin	+10.5	-1.8	14/244
Turnovers Avg.	13.7	14.1	232/263
Opponent Turnover Avg.	15.8	14.6	-
Assists Avg.	14.2	13.8	131/162
Blocks Avg.	5.2	3.9	47/139
Steals Avg.	7.8	6.7	60/135

% indicates total attempts

NCAA stats games through Jan. 3

BY THE NUMBERS

969

Junior guard Sindarius Thornwell needs just 31 points to reach 1,000 for his career. He has scored in double figures in 10 of 13 games this season and 54 times in his career.

+10.5

The Gamecocks rank 10th in the nation in rebound margin with a mark of +10.5, which also leads the SEC. Carolina out-rebounded Memphis, 53-38 on Saturday.

63

With 63 free throw attempts in Saturday's contest vs. Memphis, South Carolina now owns the SEC record for the category, passing Tennessee's 60 in 2000.

5

Entering SEC play, five different Gamecocks are averaging double-figure points, led by senior forward Michael Carrera's 12.4 per contest.

A SOUTH CAROLINA WIN WOULD ...

- Improve the Gamecocks' record to 14-0, only the 1933-34 team had a better start at 17-0.
- Mark Carolina's longest winning streak at 14 games since the 1969-70 team won 17-straight through the middle portion of the season, which is tied with the 1933-34 team for a school record.
- Be the Gamecocks first in an SEC opener since an OT win vs. Vanderbilt to open the 2011 league campaign.

- The Gamecocks are 8-16 all-time in SEC openers, including a 3-0 record vs. Auburn in season lullifiers. Carolina's last road victory in an SEC opener came in a win at Auburn on Jan. 9, 2010. The Gamecocks suffered a 72-68 loss to Florida in last season's opener.

- Behind a season high 13 points from rookie forward Chris Silva, the Gamecocks kept their unbeaten streak alive with a 78-56 win vs. visiting Francis Marion at Colonial Life Arena on Dec. 30. Fellow freshman Eric Cobb would pull down a team high seven rebounds, and rookie point guard PJ Dozier collected a season high five steals. The Gamecocks out-rebounded the Patriots 47-42 and scored 29 points off of 22 FMU turnovers.

- South Carolina posted a 75-61 win over St. John's on Dec. 22 before the holiday break at the Mohegan Sun Arena in Uncasville, CT. The win was Carolina's first over St. John's in five tries, and improved the Gamecocks' record to 11-0. Junior guard Duane Notice hit the 20-point mark for the first time this season and the fifth time of his career, and senior forward Michael Carrera posted the seventh double-double of his career with 16 points and a game high 12 rebounds in the win. The Gamecocks hit 53.8 percent from 3-point range, in comparison, holding the Red Storm to just 25.0 percent from beyond the arc.

- South Carolina hit the 10-0 mark for the first time in over 80 years on Dec. 18, posting a 65-59 road victory at Clemson behind four Gamecocks in double-figures led by senior forward Michael Carrera's 14 points. The Gamecocks used a 24-1 run in the middle portion of the first half to hold a 41-25 lead at the break. Despite a comeback by the Tigers, which saw them pull within four late in the game, Carolina withstood the run and closed the six-point win. Carrera hit a pair of 3s during the first-half run that sparked the Carolina offense, but his most crucial points in the game came with 22 seconds on the clock when the senior hit two from the free throw line to clinch the win.

- Junior guard Sindarius Thornwell had a monster dunk in the first half vs. Clemson, which was released as SportsCenter's top play of the day in its SportsCenter Top 10 Plays of the Day, later that evening.

- Carolina posted an 81-63 win vs. USF on Dec. 5 in its last outing before the lengthy exam break. Four Gamecocks reached double-figures in the game, led by senior forward Michael Carrera's 19. His out-put marked the most points scored in a game for Carrera since his rookie season. Junior guard Duane Notice posted 15 points hitting 6-of-8 from the field, which included a pair of 3s. The Gamecocks hit 60.6% from the floor in the opening half, and held the Bulls to a mark of just 35.3% from the floor in the game.

- South Carolina senior forward Mindaugas Kacinas and junior guard Sindarius Thornwell were both named to the Paradise Jam All-Tournament Team. Thornwell was named the event's MPV after averaging 13.3 points, 7.3 rebounds, 3.7 assists and just 1.7 turnovers per game. Thornwell also collected 2.3 steals per outing, including a season high five vs. Tulsa.

- Carolina returns eight letterwinners, including four starters from last season's squad.

- Seven newcomers join those eight returning letterwinners, including freshmen guards PJ Dozier, Jamall Gregory and John Ragin, rookie forwards, Raymond Doby, Chris Silva and Eric Cobb and R-sophomore transfer Jarrell Holliman.

- PJ Dozier was named to the 2015 McDonald's All-American squad, earning the start in the contest. Dozier is the fourth McDonald's All-American in Gamecock history, the others include PJ's uncle, Terry Dozier, South Carolina's all-time leading scorer BJ McKie and Rolando Howell.

GAMECOCKS IN THE POLLS

South Carolina remains at No. 20 in the USA Today Coaches Poll this week, but has jumped to No. 22 in the Associated Press Poll, it's highest ranking since 1998. Carolina was ranked as high as high as fifth in the poll during the 1997-98 season.

UP NEXT

South Carolina continues SEC play when Vanderbilt travels to Columbia on Saturday. Tip time vs. the Commodores is set for 3 p.m. ET. Mike Morgan (play-by-play), Chris Spatola (analyst) and Kayce Smith (sideline) will have the call for the SEC Network broadcast.

ASSOCIATED PRESS TOP 25

Jan. 4, 2016

Rk.	Team	Record	Pts.
1	Kansas (44)	12-1	1,598
2	Oklahoma (21)	12-0	1,574
3	Maryland	13-1	1,459
4	Virginia	12-1	1,409
5	Michigan State	14-1	1,400
6	North Carolina	13-2	1,275
7	Arizona	13-1	1,126
8	Providence	14-1	1,108
9	Kentucky	11-2	1,039
10	Xavier	13-1	1,001
11	Villanova	12-2	979
12	Miami (FL)	12-1	921
13	Iowa State	11-2	844
14	Duke	12-2	830
15	SMU	13-0	731
16	Louisville	12-2	568
17	West Virginia	12-1	558
18	Butler	11-3	516
19	Iowa	11-3	456
20	Purdue	13-2	450
21	Texas A&M	11-2	420
22	South Carolina	13-0	286
23	Connecticut	10-3	107
24	Pittsburgh	12-1	103
25	Dayton	11-2	100

Others receiving votes: Gonzaga 61, California 54, Texas Tech 40, George Washington 38, Saint Mary's 23, Baylor 22, Oregon State 4, Colorado 4, Seton Hall 4, Saint Joseph's 3, Wichita St 3, Utah 3, Cincinnati 2, Indiana 2, Michigan 2, Akron 1, Oregon 1

Dropped from rankings: Utah 21, Cincinnati 22, Baylor 23, UCLA 25

USA TODAY TOP 25

Jan. 4, 2016

Rk.	Team	Record	Pts.
1	Oklahoma (20)	12-0	781
2	Kansas (11)	12-1	769
3	Maryland	13-1	732
4	Virginia	12-1	698
5	Michigan State (1)	14-1	676
6	Arizona	13-1	618
7	North Carolina	13-2	592
8	Kentucky	11-2	526
9	Providence	14-1	509
10	Duke	12-2	487
11	Miami (FL)	12-1	444
12	Xavier	13-1	442
13	Villanova	12-2	434
14	Iowa State	11-2	402
15	West Virginia	12-1	350
16	Louisville	12-2	282
17	Texas A&M	11-2	265
18	Purdue	13-2	248
19	Butler	11-3	238
20	South Carolina	13-0	232
21	Pittsburgh	12-1	121
22	Gonzaga	12-3	112
23	Iowa	11-3	110
24	Connecticut	10-3	81
25	Baylor	10-3	61

Others receiving votes: California 52, Dayton 28, George Washington 23, Cincinnati 19, Saint Mary's 18, Texas Tech 17, Oregon 6, Vanderbilt 6, Utah 5, Indiana 5, Colorado 4, Oregon State 3, USC 2, Houston 2

Dropped from rankings: Utah 22, Cincinnati 23



SOUTHEASTERN CONFERENCE STANDINGS

As of Jan. 3

Team	Conference	Overall
Auburn	1-0	7-5
Florida	1-0	9-4
Kentucky	1-0	11-2
LSU	1-0	8-5
Texas A&M	1-0	11-2
South Carolina	0-0	13-0
Alabama	0-0	9-3
Mississippi State	0-0	7-5
Missouri	0-0	7-6
Arkansas	0-1	6-7
Georgia	0-1	7-4
Ole Miss	0-1	10-3
Tennessee	0-1	7-6
Vanderbilt	0-1	8-5

COACHES TELECONFERENCE

The weekly SEC men's basketball coaches teleconference will begin Monday, Jan. 4 and continue through March 7. Media representatives wishing to participate in the teleconference should contact the SEC Communications Department for further details. Each coach will appear on the teleconference for seven minutes, according to the following schedule:

ORDER OF APPEARANCE

(All Times Eastern)

11:00 a.m.	Kevin Stallings, Vanderbilt
11:07 a.m.	Mike White, Florida
11:14 a.m.	Frank Martin, South Carolina
11:21 a.m.	Mark Fox, Georgia
11:28 a.m.	Johnny Jones, LSU
11:35 a.m.	John Calipari, Kentucky
11:42 a.m.	Rick Barnes, Tennessee
11:49 a.m.	Mike Anderson, Arkansas
11:56 a.m.	Avery Johnson, Alabama
12:03 a.m.	Bruce Pearl, Auburn
12:10 a.m.	Andy Kennedy, Ole Miss
12:17 a.m.	Ben Howland, Miss. State
12:24 a.m.	Kim Anderson, Missouri
12:31 a.m.	Billy Kennedy, Texas A&M

In addition, the SEC men's basketball teams who make it to postseason will be on a teleconference on Monday, March 14 beginning at 10:00 a.m. CT.

All SEC basketball teleconferences can be listened to on the internet at www.secdigitalnetwork.com shortly after the conclusion of the teleconference.

CAROLINA BENCH PRODUCTION

GAME	SC-OPP	DIFF.	SC HIGH
			BENCH SCORER
Norfolk State	38-36	+2	Notice, 14
Oral Roberts	26-8	+18	Notice, 18
vs. DePaul	22-32	-10	Notice, 11
vs. Hofstra	16-15	+1	Notice/Silva, 7
vs. Tulsa	15-22	-8	Notice, 11
Lipscomb	34-33	+1	Notice, 16
Western Carolina	24-17	+7	Silva, 9
USF	23-25	-2	Notice, 15
Drexel	26-19	+7	Silva, 9
at Clemson	16-8	+8	Notice, 10
vs. St. John's	26-11	+15	Notice, 20
Francis Marion	48-32	+16	Silva, 13
Memphis	28-30	-2	Notice, 15
at Auburn			
Vanderbilt			
at Alabama			
Missouri			
at Ole Miss			
at Tennessee			
Mississippi State			
Alabama			
at Georgia			
at Texas A&M			
LSU			
Kentucky			
at Missouri			
Florida			
Tennessee			
at Mississippi State			
Georgia			
at Arkansas			

SPECIALTY STATS

(PP) points in paint; (OT) points off turnovers; (2nd) second chance points; (FB) fast break points

(South Carolina-Opponent)

GAME	PP	OT	2ND	FB
Norfolk State	24-14	19-13	21-13	10-4
Oral Roberts	42-20	12-5	25-6	7-2
vs. DePaul	30-22	11-12	19-11	9-6
vs. Hofstra	44-18	13-15	24-9	8-6
vs. Tulsa	34-32	18-12	4-6	4-8
Lipscomb	54-28	18-13	13-9	16-9
Western Carolina	32-12	18-6	13-9	8-10
USF	38-30	27-8	10-13	23-9
Drexel	34-12	18-2	9-3	10-0
at Clemson	24-24	6-12	11-13	2-0
vs. St. John's	36-20	13-19	14-9	2-2
Francis Marion	34-18	29-7	10-8	12-2
Memphis	28-20	17-10	17-12	2-12
at Auburn				
Vanderbilt				
at Alabama				
Missouri				
at Ole Miss				
at Tennessee				
Mississippi State				
Alabama				
at Georgia				
at Texas A&M				
LSU				
Kentucky				
at Missouri				
Florida				
Tennessee				
at Mississippi State				
Georgia				
at Arkansas				
SEC Tourney				
NCAA Tourney				
SC Total	454	219	190	113
SC Average	35.9	16.8	14.6	8.7
Opp Total	270	134	121	65
Opp Average	20.1	10.3	9.3	5.0

UNIVERSITY INFORMATION

Location..... Columbia, S.C.
Founded..... 1801
Enrollment..... 32,972
Nickname..... Gamecocks
Colors Garnet (PMS 202) and Black
National Affiliation NCAA Division I
Conference..... Southeastern (SEC)
Athletics Web Address..... www.GamecocksOnline.com
University Web Address..... www.sc.edu
President Dr. Harris Pastides
NCAA Representative Dr. Valinda Littlefield
Athletics Director..... Ray Tanner
Basketball Administrator/Chief Operating Officer..... Kevin O'Connell

BASKETBALL STAFF/INFORMATION

Head Coach Frank Martin
Alma Mater Florida International, '93
Record At South Carolina/Seasons 58-54 (.517), 4th season
Overall Record/Seasons 175-108 (.618), 9th season
Assoc. Head Coach/Recruiting Coord. Matt Figger (Eastern Kentucky, '95)
Assistant Coach Perry Clark (Gettysburg, '74)
Assistant Coach Lamont Evans (Kansas State, '09)
Director of Basketball Operations Andy Assaley (Cincinnati, '96)
Strength & Conditioning Coach..... Scott Greenawalt (Muskingum College, '98)
Athletic Trainer Mark Rodger (Buffalo, '01)
Video Coordinator Patrick Schulte (Kansas State, '13)
Student-Athlete Development Doug Edwards (Florida State, '07)
Associate Media Relations Director..... Emily Miles (Feeney) (Ball State, '03)
Home Arena Colonial Life Arena
Capacity 18,000
Arena General Manager..... Lexi Boone
Press Row Phone Number..... 803-777-6182

BASKETBALL HISTORY

First Year of Basketball..... 1908
All-Time Record..... 1,355-1,203-1 (.529)
Overall Postseason Record..... 25-18
NCAA Tournament Appearances 8 (1971, 1972, 1973, 1974, 1989, 1997, 1998, 2004)
NCAA Tournament Record..... 4-9
Last NCAA Tournament Appearance 2004, L vs. Memphis, 59-43
NIT Appearances 11 (1969, 1975, 1978, 1983, 1991, 1996, 2001, 2002, 2005, 2006, 2009)
NIT Record 21-9
Last NIT Appearance 2009, L vs. Davidson, 70-63
Conference Championships/Titles.....
SoCon Regular Season (1927, 1933, 1934, 1945); SoCon Tournament Champion (1933); ACC Regular Season (1970); ACC Champion (1971); SEC Regular Season (1997); SEC East Division Co-Champions (2009)

TEAM INFORMATION

2014-15 Record 17-16
Southeastern Conference Record/Finish 6-12/t-11th
SEC Tournament Record 2-1
Postseason N/A
Letterwinners Returning/Lost..... 8/4
Starters Returning/Lost 4/1
**based on final game starters from 2014-15 season*
Newcomers 7
Roster Breakdown 4 seniors, 3 juniors, 2 sophomores, 7 freshmen

SCOUTING AUBURN

The Tigers are 7-5 on the year, and most recently posted an 83-77 home win vs. Tennessee in their SEC opener on Saturday. Five different Auburn players average double-figure points, led by junior guard Kareem Canty's 19.3 points per game. Canty also leads the squad and ranks tied for second in the SEC with 5.9 assists per outing. Cinmeon Bowers' 9.3 rebounds are a team best and fourth in the SEC. Auburn is averaging 44.8 percent from the field and 38.5 percent from 3-point range, where the Tigers average 10 makes per game. Auburn holds a 5-1 record at home this season, with its lone loss a 91-84 decision to Colorado on Nov. 17. The Tigers are led by Bruce Pearl in his second season.

GAMECOCK DEFENSE

Gamecock opponents average just 65.6 points per game this season against the Carolina defense, which also forces an average of 15.8 turnovers per game, and collects 7.8 steals per game. Below is a quick look at where the Gamecocks rank in the SEC (overall games) in a selection of defensive categories (through Jan. 2 games):

Scoring Defense: 5th, 65.6 opponent points per game (Florida 1st with 62.0 per game)
FG Percent Defense: 3rd, 37.3 percent (Vanderbilt 1st with 36.8 percent)
Turnover Margin: 5th, +2.2 per game (LSU 1st with +3.7 per game)
Rebounding Defense: 2nd, 32.5 opponent rebounds per game (Kentucky 1st with 32.2 per game)
Steals: 3rd, 7.8 per game (LSU 1st with 9.2 per game)
Defensive Rebound Percent: 1st, 73.1 percent (375 defensive rebs., compared to 138 opponent offensive rebs. per game)

GAMECOCK OFFENSE

South Carolina has scored at least 80 points in seven of 13 games this season, capped by its 92-point effort vs. Lipscomb. Last season, Carolina eclipsed the 80-point mark just four total times. Below is a quick look at where the Gamecocks rank in the SEC (overall games) in a selection of offensive categories (through Jan. 2 games):

Scoring: 3rd, 81.0 points per game (LSU 1st with 84.2 per game)
3-point FG Percentage: 5th, 38.2 percent (Arkansas 1st with 41.8 percent)
Offensive Rebounds: 3rd, 14.2 per game (Kentucky 1st with 14.5 per game)
Assists: 7th, 14.2 per game (Texas A&M 1st with 19.4 per game)

BY THE NUMBERS

35.2 - The senior trio of forwards - Michael Carrera, Laimonas Chatkevicius and Mindaugas Kacinas - averaged a combined 35.2 points per game in non-conference play this season.
53: Carolina's 53 rebounds versus Memphis marked the most for the Gamecocks in a game since pulling down 55 vs. USC Upstate on Nov. 23, 2010.
12-12: Junior guard Duane Notice hit 12-of-12 from the free throw line in last Saturday's win vs. Memphis. It marked career highs for Notice in both makes and attempts, and the top mark by a Gamecock this season.
7 - Freshman forward Eric Cobb pulled down a team high seven rebounds in the win vs. Francis Marion, which also marked a season high for him.
25 - South Carolina ranks 25th in the most recent ESPN BPI (Jan. 4), which accounts for the final score, pace of play, site, strength of opponent and absence of key players in every Division I men's game.
3 - Junior guard Duane Notice hit three 3s in the Dec. 30 win vs. Francis Marion. It marked the 14th time in his career that he has hit at least three from beyond the arc in a game.
19 - 19 opposing players have fouled out through Carolina's first 13 games, and opponents are averaging 25.3 fouls committed this season. A deep bench has helped the Gamecocks have just one DQ so far this season, with an average of 20.0 fouls per game.
60.6 - Carolina hit 60.6 percent from the floor in the first half vs. USF, including 46.2 percent from 3-point range. It marks the second-highest percentage in a half for the Gamecocks this season, as Carolina hit 63.3 percent in the first half of its 94-84 win vs. Hofstra at the Paradise Jam.
36 - South Carolina trailed for only 36 seconds in three games at the Paradise Jam, all against Hofstra.
48.4% - The Gamecocks shot 48.4 percent from the floor in three games at the Paradise Jam, led by senior forward Mindaugas Kacinas' 65.5 percent (19-29) at the event.
37 - South Carolina's 37 made shots vs. Hofstra were the most for the Gamecocks under the direction of Frank Martin and the most since posting 35 makes vs. Elon on Nov. 19, 2010.
3.0 - In the spring of 2015 the Gamecocks posted their fifth-straight semester of a 3.0 cumulative team GPA or higher.

SERIES VS. AUBURN

Auburn holds a 23-15 lead in the all-time series with South Carolina, and the Tigers have won six of the last seven, and six of the last 10. Auburn has won three-straight on its home court, with Carolina last winning on the road in the series in an 80-71 victory on Jan. 9, 2010. Below is a breakdown of the last 10 meetings between the two schools:

AUBURN (15-23)

H: 5-11; A: 7-10; N: 3-2

M. 3, 2008	A	69-63	W	
J. 10, 2009	H	68-56	W	
J. 9, 2010	A	80-71	W	
J. 29, 2011	H	64-79		L
J. 21, 2012	A	52-63		L
J. 12, 2013	H	71-74		L
F. 5, 2014	H	74-79		L
F. 26, 2014	A	67-83		L
M. 12, 2014	N	74-56	W	
J. 17, 2015	A	68-71		L

CAROLINA TRENDS UNDER MARTIN

Gamecock trends under Frank Martin ...

- South Carolina is 35-27 when posting at least six made 3s in a game.
 - South Carolina posted nine made 3s in the season opener vs. Norfolk State, which matched the 2014-15 season high.
- South Carolina is 45-20 when scoring more points in the paint than its opponent.
 - The Gamecocks posted a 2015-16 season high 54 points in the paint vs. Lipscomb.
- South Carolina is 49-25 when holding its opponents to under 45 percent from the field.
 - South Carolina has held 12 of 13 opponents under 45 percent from the field this season.
- South Carolina is 45-25 when out-rebounding its opponent.
 - The Gamecocks hold a +10.5 rebound margin this season which leads the SEC and ranks 10th in the nation.

MEMPHIS GAME NOTES

- Three different players (Carrera, Notice, Thornwell) either set or matched career highs in free throw attempts for the game. Notice also set a new season high in rebounds (with six).
- The Gamecocks pulled down a season-high 53 rebounds, 13 more than Memphis had allowed to opponents on average so far this season.
- The team's 86 points are the third most for a game so far this season, despite the fact that it made just 18 field goals, five fewer field goals than its previous single-game low for the year.
- South Carolina's 28 makes at the line in the second half alone is one less than its single-game high coming into tonight.
- With 63 free throw attempts, South Carolina now owns the SEC record for the category, passing Tennessee's 60 in 2000. 46 made were tied for the second-most in conference history, behind Arkansas (2004) and Tennessee (1992) who each had 48.

KACINAS EARNS SEC PLAYER OF THE WEEK

Senior Mindaugas Kacinas was named the SEC Player of the Week on Monday, Nov. 30, his second-career weekly honor, after earning Freshman of the Week honors in 2012. The forward from Klaipeda, Lithuania, averaged 13.0 points and 7.0 rebounds per game the previous week in helping to lead the Gamecocks to two victories vs. Tulsa and Lipscomb, extending their win streak to six games to start the season. Kacinas scored 11 points and pulled down eight rebounds en route to a place on the Paradise Jam All-Tournament Team when the Gamecocks defeated previously unbeaten Tulsa and he provided 15 points, hitting 7-of-10 attempts from the floor, while also pulling down six rebounds in the win vs. Lipscomb.

KACINAS SHINES AT PARADISE JAM

Senior forward Mindaugas Kacinas put together one of the best stretches of his career in the Garnet and Black in three games at the U.S. Virgin Islands Paradise Jam. Kacinas paced the Gamecocks with a career high 23 points in the opening-round win vs. DePaul, hitting career marks with 10 makes on 15 attempts at the free throw line. He followed with an 18-point, 5-rebound effort in the win vs. Hofstra, hitting 9-of-10 from the floor. He concluded tournament action as one of five Gamecocks in double figures with 11 and eight rebounds in the championship win vs. Tulsa. For the event, he averaged a team high 17.3 points per game.

CHATKEVICIUS' CAREER NIGHT

Senior forward Laimonas Chatkevicius was the star of Carolina's 84-66 win vs. Oral Roberts on Nov. 16, posting his first-career 20-point effort en route to a career best 27 points. He hit career marks with nine made field goals on 14 attempts, while also pulling down six rebounds. Chatkevicius has steadily improved his numbers during his time in the Garnet and Black. He averaged 4.4 and 4.8 points, respectively, as a freshman and sophomore, before nearly doubling that mark with 8.6 points and 5.2 rebounds per game last season.

KACINAS NOMINATED FOR NABC GOOD WORKS TEAM

Senior forward Mindaugas Kacinas is one of 257 nominees for the NABC Good Works Team, an award which shines a spotlight on student-athletes who have shown dedication to service in their communities. Kacinas has been involved in numerous community service projects during his time at South Carolina. He has visited Transitions, a shelter in Columbia that helps prepare meals for the homeless, assisted Ronald McDonald House with household chores as well as baking and making care packages for the families. He has participated in several food drives and basketball clinics and been involved with the Special Olympics on numerous occasions, running drills, helping with a basketball tournament and playing games with the Special Olympics athletes. Kacinas has spent time reading to children at local elementary schools, participated in the Make-A-Wish Foundation and joined his teammates for two consecutive years in projects for the "8K in 8 Days" campaign. Most recently, the team contributed to the community following the historic flooding in Columbia, visiting a local Red Cross Shelter to help make care packages for families in need.

EXHIBITION RECAP

South Carolina posted a 71-43 victory over Allen University in the team's lone exhibition game of the 2015-16 season. Junior guard Sindarius Thornwell paced all scorers with 17 points on 6-of-9 shooting, including three 3s. Senior forward Laimonas Chatkevicius was the only other scorer in double figures with 12, while he completed the double-double with 13 rebounds. Rookie forward Eric Cobb pulled down a game high 14 rebounds, while adding eight points in 23 minutes. Carolina won the rebounding battle 69-28, including 30 offensive boards.

THORNWELL NAMED TO PRESEASON SQUAD

The Southeastern Conference unveiled its 12th annual men's basketball coaches preseason All-SEC teams prior to the start of the season, and it was announced that Carolina junior guard Sindarius Thornwell was named to the second team. It marks the second-straight season that Thornwell has garnered second-team preseason honors from the coaches. Thornwell scored 11.1 points per game last season, while he also pulled down a career high 4.9 rebounds and collected 1.3 steals per game.

SEC PRESEASON POLL

The SEC released its preseason poll for the upcoming 2016 league campaign prior to the start of the season, and it was announced that the Gamecocks were predicted to finish seventh by a panel of both SEC and national media members. It was the highest predicted finish for Carolina since the league combined its East and West Divisions into one beginning with the 2012 league season. The media predicted Kentucky to win the SEC in 2016, followed by Vanderbilt, Texas A&M, LSU, Georgia, Florida and the Gamecocks.

SEC TOURNAMENT

The SEC Men's Basketball Tournament returns to Bridgestone Arena in Nashville in 2016. It will be the sixth time that the arena has served as the host of the SEC Tournament, having also hosted in 2001, 2006, 2010, 2013 and 2015. Also the home of the NHL's Nashville Predators, Bridgestone Arena has the distinction of being one of the busiest venues in the United States over the past decade and a half, hosting more than 18 million guests during that time. Seating capacity is approximately 19,395 for basketball games. The winner of the 13-game tournament receives the SEC's automatic bid to the NCAA Tournament. The tournament seeds are determined by the 18-game conference schedule during the regular season. Teams are seeded 1-14 based on their regular season conference finish.

ROSTER BREAKDOWN

Returning Starters (4)

Michael Carrera
Laimonas Chatkevicius
Duane Notice
Sindarius Thornwell
**based on final game of 2014-15 season*

Returning Letterwinners (8)

Michael Carrera
Laimonas Chatkevicius
Mindaugas Kacinas
Justin McKie
Duane Notice
Brian Steele
Marcus Stroman
Sindarius Thornwell

Guards (9)

TeMarcus Blanton
PJ Dozier
Jamall Gregory
Justin McKie
Duane Notice
John Ragin
Brian Steele
Marcus Stroman
Sindarius Thornwell

Forwards (7)

Michael Carrera
Laimonas Chatkevicius
Eric Cobb
Raymond Doby
Jarrell Holliman
Mindaugas Kacinas
Chris Silva

By Height

Jamall Gregory (6-2)
Duane Notice (6-2)
John Ragin (6-2)
Marcus Stroman (6-2)
Justin McKie (6-4)
TeMarcus Blanton (6-5)
Michael Carrera (6-5)
Brian Steele (6-5)
Sindarius Thornwell (6-5)
Raymond Doby (6-6)
PJ Dozier (6-6)
Jarrell Holliman (6-7)
Mindaugas Kacinas (6-7)
Eric Cobb (6-9)
Chris Silva (6-9)
Laimonas Chatkevicius (6-11)

2015-16 SOUTH CAROLINA MEN'S BASKETBALL ROSTER

Alphabetical Roster

No.	Name	Pos.	Ht.	Wt.	Cl.	Exp.	Hometown/High/Last School
5	TeMarcus Blanton	G	6-5	215	R-FR	HS	Locust Grove, Ga./Luella
24	Michael Carrera	F	6-5	214	SR	3VL	Anzoátegui, Venezuela/Montrose Christian School
14	Laimonas Chatkevicius	F	6-11	245	SR	3VL	Klaipeda, Lithuania/South Kent School
23	Eric Cobb	F	6-9	296	FR	HS	Jacksonville, Fla./St. Francis Academy (Maryland)
2	Raymond Doby	F	6-6	233	FR	HS	Cahokia, Ill./Montrose Christian/St. John's Northwestern Military Acad. (Wisconsin)
15	PJ Dozier	G	6-6	200	FR	HS	Columbia, S.C./Spring Valley
4	Jamall Gregory	G	6-2	202	FR	HS	Washington, D.C./Coolidge/Elev8 Institute (Florida)
31	Jarrell Holliman	F	6-7	200	R-SO	1VL	Alpharetta, Ga./Alpharetta/Elmhurst College
25	Mindaugas Kacinas	F	6-7	229	SR	3VL	Klaipeda, Lithuania/Word of Life Fire Traditional School
20	Justin McKie	G	6-4	197	JR	2VL	Columbia, S.C./Irmo
10	Duane Notice	G	6-2	218	JR	2VL	Woodbridge, Canada/St. Michael's/St. Thomas More (Oakdale, Conn.)
21	John Ragin	G	6-2	177	FR	HS	Eastover, S.C./Cardinal Newman
30	Chris Silva	F	6-9	220	FR	HS	Libreville, Gabon/Roselle (N.J.) Catholic
35	Brian Steele	F	6-5	204	SR	3VL	Greenville, S.C./Wade Hampton School
1	Marcus Stroman	G	6-2	185	SO	1VL	Columbia, S.C./Keenan
0	Sindarius Thornwell	G	6-5	215	JR	2VL	Lancaster, S.C./Oak Hill Academy

Numerical Roster

No.	Name	Pos.	Ht.	Wt.	Cl.	Exp.	Hometown/High/Last School
0	Sindarius Thornwell	G	6-5	215	JR	2VL	Lancaster, S.C./Oak Hill Academy
1	Marcus Stroman	G	6-2	185	SO	1VL	Columbia, S.C./Keenan
2	Raymond Doby	F	6-6	233	FR	HS	Cahokia, Ill./Montrose Christian/St. John's Northwestern Military Acad. (Wisconsin)
4	Jamall Gregory	G	6-2	202	FR	HS	Washington, D.C./Coolidge/Elev8 Institute (Florida)
5	TeMarcus Blanton	G	6-5	215	R-FR	HS	Locust Grove, Ga./Luella
10	Duane Notice	G	6-2	218	JR	2VL	Woodbridge, Canada/St. Michael's/St. Thomas More (Oakdale, Conn.)
14	Laimonas Chatkevicius	F	6-11	245	SR	3VL	Klaipeda, Lithuania/South Kent School
15	PJ Dozier	G	6-6	200	FR	HS	Columbia, S.C./Spring Valley
20	Justin McKie	G	6-4	197	JR	2VL	Columbia, S.C./Irmo
21	John Ragin	G	6-2	177	FR	HS	Eastover, S.C./Cardinal Newman
23	Eric Cobb	F	6-9	296	FR	HS	Jacksonville, Fla./St. Francis Academy (Maryland)
24	Michael Carrera	F	6-5	214	SR	3VL	Anzoátegui, Venezuela/Montrose Christian School
25	Mindaugas Kacinas	F	6-7	229	SR	3VL	Klaipeda, Lithuania/Word of Life Fire Traditional School
30	Chris Silva	F	6-9	220	FR	HS	Libreville, Gabon/Roselle (N.J.) Catholic
31	Jarrell Holliman	F	6-7	200	R-SO	1VL	Alpharetta, Ga./Alpharetta/Elmhurst College
35	Brian Steele	F	6-5	204	SR	3VL	Greenville, S.C./Wade Hampton School

Head Coach: Frank Martin (Florida International, '93)

Associate Head Coach/Recruiting Coordinator: Matt Figger (Eastern Kentucky, '95)

Assistant Coach: Perry Clark (Gettysburg, '74)

Assistant Coach: Lamont Evans (Kansas State, '09)

Director of Basketball Operations: Andy Assaley (Cincinnati, '96)

Strength & Conditioning Coach: Scott Greenawalt (Muskingum College, '98)

Athletic Trainer: Mark Rodger (Buffalo, '01)

Video Coordinator: Patrick Schulte (Kansas State, '13)

Student-Athlete Development: Doug Edwards (Florida State, '07)

Special Assistant to the Head Coach: Jarett Gerald (South Carolina, '11)

Associate Media Relations Director: Emily Miles (Feeney) (Ball State, '03)

TOP RETURNING ...


Scorer.....Notice, 11.7 ppg
Rebounder.....Carrera, 5.7 rpg
Assist Maker.....Stroman, 3.1 apg
FG Shooter *.....Kacinas, 56.1%
3-Point FG Shooter \$.....Notice, 36.3%
FT Shooter \$.....Notice, 79.1%
Shot Blocker.....Chatkevicius, 1.3 bpg
Steal Maker.....Thornwell, 1.3 spg

* at least 100 attempts

\$ at least 50 attempts

PRONUNCIATION GUIDE.

Lie-moan-us Ha-kev-a-chus
Justin MACK-ee
Min-dawg-us Kye-chin-is



HEAD COACH FRANK MARTIN

HEAD COACH | NINTH SEASON OVERALL | 175-108 (.619) | FOURTH SEASON AT SOUTH CAROLINA | 58-54 (.519)

THE MARTIN FILE

COACHING

Experience

31st year

College Experience

16th season

College Head Coach Experience

9th season

Hire Date At Carolina

March 27, 2012

PERSONAL

Hometown

Miami, Fla.

Alma Mater

Florida International, 1993 (B.A. Physical Ed.)

Family

Wife, Anya

Children, Brandon, Amalia and Christian

COACHING RESUME

High School

Miami Senior High, 1985-93

Varsity Boys' Assistant Coach

Junior Varsity Boys' Head Coach

North Miami High, Head Coach, 1993-95

Miami Senior High, Head Coach, 1995-98

B.T. Washington High, Head Coach, 1999-2000

College Assistant Coach

Northeastern, 2000-04

Cincinnati, 2004-06

Kansas State, 2006-07

College Head Coach

Kansas State, 2007-12

South Carolina, 2012-present

Frank Martin was named the head men's basketball coach at the University of South Carolina on March 27, 2012, becoming the 32nd head coach in the history of the South Carolina program, which enters its 108th season as a varsity sport in 2015-16. Martin owns a 162-108 (.600) overall record as a head coach, entering his ninth season overall, and fourth season at South Carolina.

During his first season (2012-13) in Columbia, Martin led his squad to a 14-18 record, which included a 4-14 mark in SEC contests. The Garnet and Black captured the Hoops For Hope Classic tournament crown after posting a 4-0 record competing in the event with home victories over Milwaukee and Rider, before defeating Missouri State in overtime, and UALR in Puerto Vallarta, Mexico, over the Thanksgiving holiday. Freshman forward Michael Carrera was honored after the conclusion of the regular season with selection to the 2013 SEC All-Freshman Team, as voted on by the league's head coaches. During the spring of 2013, the Gamecock coaching staff signed seven freshmen, while welcoming Villanova transfer Ty Johnson to the team, a recruiting class which ranked No. 23 in the nation according to ESPN.com.

Martin's second season (2013-14) leading the Gamecocks saw the squad win four of its final six games of the year, including two games in the SEC Tournament, marking the first Tournament wins for the Gamecocks since the 2008 campaign. Martin and his staff put together a non-conference schedule that challenged his team to prepare for the rigors of the SEC campaign. The Gamecocks posted several quality victories, including a win versus Saint Mary's at the Hawaiian Airlines Diamond Head Classic in December, and home victories versus Alabama, Vanderbilt and No. 17 Kentucky to name a few.

Martin tutored his second SEC All-Freshman Team honoree in as many seasons, as rookie guard Sindarius Thornwell led all freshmen in the SEC in league games in points (15.6) and assists (4.0) to earn a spot on the postseason team. Thornwell also garnered three SEC Freshman of the Week awards, and was named the Feb. 18 Wayman Tisdale National Freshman of the Week.

South Carolina put together a 9-3 non-conference record in 2014-15, entering SEC play receiving votes in both the Coaches and AP Top 25 polls for the first time since 2006 and 2009, respectively. Martin led his Gamecocks to a thrilling upset win over No. 9/9 Iowa State at the Barclays Center in Brooklyn, N.Y., on Jan. 3, marking Carolina's first win over a top-10 opponent since the 2009-10 campaign. The Gamecocks ranked as high as fourth in the nation in opponent field goal percentage during the season, and finished the campaign holding opponents to just 38.7 percent from the field, which ranked 13th nationally. Sophomore guards Duane Notice and Sindarius Thornwell each picked up an SEC Player of the Week honor during the campaign, and for the second-straight season, the Gamecocks won four of their final six games and won two contests in the SEC Tournament, advancing to the quarterfinal round.

Carolina posted a final record of 17-16 for the 2014-15 campaign, which marked the first winning season for the squad since the 2008-09 season, while Carolina's six SEC wins marked the highest since 2010 as well. Martin also announced during the summer, that his team had completed its fifth-straight semester with a cumulative team GPA of 3.0 or above in the spring. For its classroom achievements, South Carolina was honored with the NABC's Team Academic Excellence Award, the only SEC team to be named to the list. Individually, three Gamecocks were named to the NABC Honors Court, in juniors Laimonas Chatkevicius and Mindaugas Kacinas, and senior, Austin Constable, who was on his second Honors Court list. South Carolina saw 12 student-athletes named to the SEC Winter Academic, and the SEC First-Year Academic Honor Rolls for the year.

Martin's career record at South Carolina stands at 58-54 (.519) in nine seasons, including a 17-16 record in 2014-15. He has led the Gamecocks to the SEC Tournament four times, with two appearances in the quarterfinal round and one in the semifinals. Martin has coached 12 SEC All-Freshman Team honorees, including freshman forward Michael Carrera in 2013. He has also coached 12 SEC Academic Excellence Award winners, including sophomore guard Duane Notice and sophomore guard Sindarius Thornwell in 2013. Martin has coached 12 SEC Winter Academic winners, including sophomore guard Duane Notice and sophomore guard Sindarius Thornwell in 2013. He has also coached 12 SEC First-Year Academic Honor Roll winners, including sophomore guard Duane Notice and sophomore guard Sindarius Thornwell in 2013.

MARTIN'S CAREER RECORD, YEAR-BY-YEAR

YEAR	RECORD	CONFERENCE (FINISH)	POSTSEASON
2007-08	21-12	10-6 (3rd)	1-1; NCAA Tournament 2nd Round
2008-09	22-12	9-7 (t4th)	1-1; NIT
2009-10	29-8	11-5 (t2nd)	3-1; NCAA Tournament Elite Eight
2010-11	23-11	10-6 (t3rd)	1-1; NCAA Tournament Third Round
2011-12	22-11	10-8 (5th)	1-1; NCAA Tournament Third Round
2012-13	14-18	4-14 (t12th)	-
2013-14	14-20	5-13 (13th)	-
2014-15	17-16	6-12 (t11th)	-
2015-16	13-0	-	-
Totals	175-108 (.619)	65-71 (.477)	7-5 (.583)/4 NCAA/1 NIT

GAMECOCKS' RECORD WHEN ...

At home	8-0
On the road	1-0
At neutral sites	4-0
In overtime	0-0
vs. Top 25 team	0-0
vs. Top 10 team	0-0
vs. Top 3 team	0-0
Leading at half	12-0
Trailing at half	0-0
Tied at half	1-0
Shooting 50% or better	4-0
Shooting between 39-49%	8-0
Shooting less than 39%	1-0
Opp. shooting 50% or better	1-0
Opp. shooting between 39-49%	5-0
Opp. shooting less than 39%	7-0
Shooting better than opp.	12-0
Shooting worse then/equal to opp.	1-0
Starters out-score opp. starters	10-0
Opp. starters score/equal more	3-0
Bench out-scores opp. bench	9-0
Opp. bench scores/equals more	4-0
Having more FTs than opp.	11-0
Having equal/less FTs than opp.	2-0
Have more TOs than opp.	3-0
Having equal/less TOs than opp.	10-0
Having more rebounds than opp.	12-0
Having equal/less rebounds than opp.	1-0
Making 6 or more 3FGs	9-0
Having 15 or more assists	3-0
Score more points in paint than opp.	12-0
Scoring equal/less points in paint than opp.	1-0
Scoring more points off TOs than opp.	9-0
Scoring equal/less points off TOs than opp.	4-0
Scoring more 2nd-chance points than opp.	10-0
Scoring equal/less 2nd-chance points than opp.	3-0
Scoring more fast break points than opp.	9-0
Scoring equal/less fast break points than opp.	4-0
Wearing white uniforms	10-0
Wearing Garnet uniforms	2-0
Wearing Black uniforms	1-0
Playing on live TV/live broadcast	13-0
Playing in November	7-0
Playing in December	5-0
Playing in January	1-0
Playing in February	0-0
Playing in March	0-0
Playing a day-game	2-0
Playing a night-game	11-0
Playing on Sunday	1-0
Playing on a Monday	3-0
Playing on a Tuesday	2-0
Playing on a Wednesday	1-0
Playing on a Thursday	0-0
Playing on a Friday	3-0
Playing on a Saturday	3-0
Scoring margin is 5 points or less	0-0
Margin is between 6-10	3-0
Margin is between 11-20	7-0
Margin is more than 20	3-0
Scoring 59 points or less	0-0
Scoring 60-69 points	1-0
Scoring 70-79 points	5-0
Scoring 80-89 points	5-0
Scoring 90-99 points	2-0
Scoring 100+ points	0-0

MISCELLANEOUS

Current streak	W13
Home court streak	W8
Away streak	W1
Neutral court streak	W4

2015-16 SUPERLATIVES

(tied for team lead also included)

Scoring Leaders	'15-16	Career
Sindarius Thornwell	2	24
Michael Carrera	2	14
Duane Notice	2	14
Laimonas Chatkevicius	3	6
Mindaugas Kacinas	3	6
PJ Dozier	1	1
Chris Silva	1	1

Rebounding Leaders	'15-16	Career
Michael Carrera	4	44
Sindarius Thornwell	3	25
Mindaugas Kacinas	2	23
Chris Silva	4	4
PJ Dozier	1	1
Eric Cobb	1	1

Assists Leaders	'15-16	Career
Sindarius Thornwell	7	31
Duane Notice	2	26
Marcus Stroman	1	12
PJ Dozier	2	2
Michael Carrera	2	2
Justin McKie	1	1

Blocks Leaders	'15-16	Career
Laimonas Chatkevicius	5	40
Michael Carrera	1	29
Mindaugas Kacinas	2	19
Sindarius Thornwell	2	17
Chris Silva	5	5
PJ Dozier	3	3

Steals Leaders	'15-16	Career
Sindarius Thornwell	4	26
Michael Carrera	1	16
Duane Notice	4	14
Mindaugas Kacinas	1	14
Laimonas Chatkevicius	2	9
Marcus Stroman	3	8
PJ Dozier	6	6
Chris Silva	2	2

Double-Figure Scoring	'15-16	Career
Sindarius Thornwell	10	54
Duane Notice	10	43
Michael Carrera	9	34
Laimonas Chatkevicius	6	26
Mindaugas Kacinas	8	22
PJ Dozier	5	5
Chris Silva	2	2

20+ points	'15-16	Career
Duane Notice	1	5
Mindaugas Kacinas	2	2
Laimonas Chatkevicius	1	1

30+ points	'15-16	Career
-	-	-

Double-Figure Rebounding	'15-16	Career
Mindaugas Kacinas	2	13
Michael Carrera	2	13
Sindarius Thornwell	1	4
Chris Silva	1	1

5+ assists	'15-16	Career
Sindarius Thornwell	4	12
Duane Notice	1	12
PJ Dozier	1	1
Justin McKie	1	1

3+ steals	'15-16	Career
Sindarius Thornwell	3	10
Michael Carrera	1	6
Duane Notice	1	4
Marcus Stroman	1	2
PJ Dozier	3	3

2+ blocks	'15-16	Career
Laimonas Chatkevicius	3	26
Michael Carrera	2	21
Mindaugas Kacinas	2	16
Chris Silva	6	6
PJ Dozier	1	1
Sindarius Thornwell	1	7

Double-Doubles	'15-16	Career
Michael Carrera	2	8
Mindaugas Kacinas	2	5
Sindarius Thornwell	1	4

Clutch Free Throws (under 5 min/OT)

	FT-FTA	FT%
Chris Silva	2-2	1.000
Marcus Stroman	2-2	1.000
TeMarcus Blanton	4-4	1.000
Duane Notice	6-6	1.000
Michael Carrera	12-14	.857
Mindaugas Kacinas	3-4	.750
PJ Dozier	2-3	.667
Laimonas Chatkevicius	8-12	.667
Sindarius Thornwell	9-16	.563
Raymond Doby	3-6	.500
Jamall Gregory	1-2	.500
Eric Cobb	0-2	.000
Totals	52-73	.712

Dunks	'15-16
Chris Silva	10
Laimonas Chatkevicius	6
Michael Carrera	5
PJ Dozier	4
Mindaugas Kacinas	2
Duane Notice	2
Jamall Gregory	2
Sindarius Thornwell	1

Miscellaneous

Largest Halftime Lead	
SC	31, vs. USE, Dec. 5, 2015
Opp	-
Smallest Halftime Lead	
SC	3, vs. Oral Roberts, Nov. 16, 2015
Opp	-
Fewest Points In First Half	
SC	30, vs. Oral Roberts, Nov. 16, 2015
Opp	20, Francis Marion, Dec. 30, 2015
Most Points In First Half	
SC	53, vs. USE, Dec. 5, 2015
Opp	51, Lipscomb, Nov. 27, 2015
Fewest Points In Second Half	
SC	24, vs. Clemson, Dec. 18, 2015
Opp	25, WCU, Nov. 30, 2015
Most Points In Second Half	
SC	51, vs. Oral Roberts, Nov. 16, 2015
Opp	46, Tulsa, Nov. 23, 2015
Most Points in Overtime	
SC	-
Opp	-
Largest Margin of Victory	
SC	25, vs. Drexel, Dec. 15, 2015
Opp	-
Smallest Margin of Victory	
SC	9, vs. Clemson, Dec. 18, 2015
Opp	-

2015-16 GAME BY GAME COMPARISON

	Date	Result	FG-A	Pct	3FG-A	Pct	FT-A	Pct	O-D-Total	PF	Pts	A	TO	Blk	Stl	Min	Half
Norfolk State %			19-56	.339	11-28	.393	20-23	.870	12-23-35	35	69	12	18	3	7	200	34
South Carolina	Nov. 14, 2015	W, 84-69	23-59	.390	9-22	.409	29-42	.690	19-27-46	19	84	15	13	4	9	200	40
Oral Roberts			22-51	.431	4-14	.286	18-23	.783	4-24-28	23	66	7	13	5	3	200	30
South Carolina	Nov. 16, 2015	W, 84-66	29-73	.397	7-21	.333	19-27	.704	19-25-44	22	84	14	6	4	5	200	33
DePaul \$			19-52	.365	3-14	.214	20-31	.645	10-23-33	27	61	9	15	2	4	200	28
South Carolina	Nov. 20, 2015	W, 76-61	24-60	.400	5-13	.385	23-34	.676	16-27-43	27	76	11	12	4	5	200	37
Hofstra \$			28-55	.509	17-34	.500	11-17	.647	6-17-23	21	84	16	14	2	2	200	39
South Carolina	Nov. 22, 2015	W, 94-84	37-68	.544	5-9	.5565	15-23	.652	18-23-41	18	94	16	9	5	4	200	46
Tulsa \$			24-54	.444	5-16	.313	22-31	.710	8-23-31	25	75	9	15	0	4	200	29
South Carolina	Nov. 23, 2015	W, 83-75	27-54	.500	7-14	.500	22-28	.786	6-28-34	25	83	12	13	2	7	200	38
Lipscomb			27-68	.397	13-35	.371	9-14	.643	10-19-29	24	76	18	18	3	8	200	40
South Carolina	Nov. 27, 2015	W, 92-76	34-66	.515	5-19	.263	19-27	.704	12-31-43	19	92	24	17	7	12	200	51
Western Carolina			19-67	.284	11-32	.344	4-4	1.000	12-24-36	17	53	13	20	3	10	200	28
South Carolina	Nov. 30, 2015	W, 76-53	26-63	.413	8-18	.444	16-25	.640	17-34-51	12	76	14	19	7	10	200	37
USF			24-68	.353	2-15	.133	13-22	.591	20-26-46	20	63	9	19	6	8	200	22
South Carolina	Dec. 5, 2015	W, 81-63	29-61	.475	7-21	.333	16-25	.640	6-26-32	15	81	14	12	6	12	200	53
Drexel			19-55	.345	7-17	.412	9-19	.474	6-16-22	28	54	11	13	2	3	200	28
South Carolina	Dec. 15, 2015	W, 79-54	25-46	.543	6-12	.500	23-39	.590	8-33-41	19	79	14	15	9	6	200	32
Clemson ^			23-63	.365	8-26	.308	5-9	.556	15-19-34	20	59	11	10	8	2	200	25
South Carolina	Dec. 18, 2015	W, 65-59	23-53	.434	8-19	.421	11-14	.786	14-28-42	16	65	12	16	3	3	200	41
St. John's &			22-49	.449	5-20	.250	12-27	.444	6-20-26	19	61	11	14	5	6	200	34
South Carolina	Dec. 22, 2015	W, 75-61	27-57	.474	7-13	.538	14-19	.737	14-29-43	23	75	14	17	1	9	200	40
Francis Marion			18-60	.300	6-23	.261	14-25	.560	17-25-42	29	56	7	22	4	10	200	20
South Carolina	Dec. 30, 2015	W, 78-56	27-64	.422	8-27	.296	16-30	.533	18-29-47	18	78	16	16	8	13	200	38
Memphis			19-61	.311	8-22	.364	30-36	.833	11-27-38	41	76	8	15	9	7	200	42
South Carolina	Jan. 2, 2016	W, 86-76	18-57	.316	4-17	.235	46-63	.730	18-35-53	27	86	9	13	7	7	200	42

% - Paradise Jam (Columbia, S.C.) | \$ - Paradise Jam (St. Thomas, USVI) | ^ - Game played at Bon Secours Arena (Greenville, S.C.) | & - Hall of Fame Shootout (Mohegan Sun Arena/Uncasville, Conn.)



SOUTH CAROLINA GAMECOCKS

OVERALL: 13-0; SEC: 0-0; HOME: 8-0; AWAY: 1-0; NEUTRAL: 4-0

DATE	OPP.	W/L	SCORE	RECORD (SEC)	POINTS	REBOUNDS	ASSISTS	BLOCKS	STEALS	ATTENDANCE
11/14/15	Norfolk State %	W	84-69	1-0 (0-0)	Thornwell/Notice (14)	Silva (9)	Dozier/Notice (3)	Silva (2)	Thornwell/Dozier (3)	10,623 (paid)
11/16/15	Oral Roberts	W	84-66	2-0 (0-0)	Chatkevicius (27)	Kacinas (13)	Thornwell (7)	Dozier (2)	Notice (2)	9,640 (paid)
11/20/15	vs. DePaul \$	W	76-61	3-0 (0-0)	Kacinas (23)	Thornwell (10)	Carrera (4)	Kacinas (2)	Dozier/Thornwell (2)	1,601
11/22/15	vs. Hofstra \$	W	94-84	4-0 (0-0)	Kacinas (18)	Thornwell/Dozier (9)	Thornwell (6)	Chatkevicius (3)	4 with 1	1,715
11/23/15	vs. Tulsa \$	W	83-75	5-0 (0-0)	Chatkevicius (17)	Carrera (9)	Dozier (4)	2 with 1	Thornwell (5)	2,002
11/27/15	Lipscomb	W	92-76	6-0 (0-0)	Chatkevicius (17)	Silva (7)	Thornwell (6)	Silva (2)	Carrera/Notice (3)	8,793 (paid)
11/30/15	Western Carolina W	W	76-53	7-0 (0-0)	Kacinas (20)	Kacinas/Silva (11)	McKie (4)	Silva (2)	Stroman (4)	8,957 (paid)
12/5/15	USF	W	81-63	8-0 (0-0)	Carrera (19)	Carrera (7)	Stroman (3)	Silva (3)	Dozier (4)	10,721 (paid)
12/15/15	Drexel	W	79-54	9-0 (0-0)	Dozier (16)	Silva (7)	Thornwell (5)	Chatkevicius (3)	Silva (2)	8,481 (paid)
12/18/15	at Clemson ^	W	65-59	10-0 (0-0)	Carrera (14)	Thornwell (9)	Thornwell (3)	3 with 1	3 with 1	14,446
12/22/15	vs. St. John's &	W	75-61	11-0 (0-0)	Notice (20)	Carrera (12)	Carrera/Thornwell (3)	Dozier (1)	3 with 2	2,355
12/30/15	Francis Marion	W	78-56	12-0 (0-0)	Silva (13)	Cobb (7)	Thornwell (4)	Silva (3)	Dozier (5)	10,401 (paid)
1/2/16	Memphis	W	86-76	13-0 (0-0)	Thornwell (18)	Carrera (11)	Notice (3)	3 with 2	Thornwell (3)	13,035 (paid)

% - Paradise Jam (Columbia, S.C.) | \$ - Paradise Jam (St. Thomas, USVI) | ^ - Game played at Bon Secours Arena (Greenville, S.C.) | & - Hall of Fame Shootout (Mohegan Sun Arena/Uncasville, Conn.)

2015-16 GAME-BY-GAME STARTING LINEUPS

OPPONENT, RESULT	GUARD	GUARD	FORWARD	FORWARD	FORWARD
Norfolk State, W	Dozier	Thornwell	Carrera	Kacinas	Chatkevicius
Oral Roberts, W	Dozier	Thornwell	Carrera	Kacinas	Chatkevicius
DePaul, W	Dozier	Thornwell	Carrera	Kacinas	Chatkevicius
Hofstra, W	Dozier	Thornwell	Carrera	Kacinas	Chatkevicius
Tulsa, W	Dozier	Thornwell	Carrera	Kacinas	Chatkevicius
Lipscomb, W	Dozier	Thornwell	Carrera	Kacinas	Chatkevicius
Western Carolina, W	Dozier	Thornwell	Carrera	Kacinas	Chatkevicius
USF, W	Dozier	Thornwell	Carrera	Kacinas	Chatkevicius
Drexel, W	Dozier	Thornwell	Carrera	Kacinas	Chatkevicius
Clemson, W	Dozier	Thornwell	Carrera	Kacinas	Chatkevicius
St. John's, W	Dozier	Thornwell	Carrera	Kacinas	Chatkevicius
Francis Marion, W	Dozier	Thornwell	Carrera	Kacinas	Chatkevicius
Memphis, W	Dozier	Thornwell	Carrera	Kacinas	Chatkevicius

LAST TIME VS. AUBURN

AUBURN, 71 - SOUTH CAROLINA 68
JAN. 17, 2015, AUBURN, ALA./AUBURN ARENA

AUBURN, Ala. - The Gamecock's offense would return in a big way Saturday night at Auburn, but the Tigers would hold off a late rally to win 71-68. Despite hitting 58 percent of its shots in the second half, Carolina (10-6, 1-3 SEC) would be trumped at the foul line, with the home side converting on 18 more than their counterparts.

Carolina enjoyed the early lead from the tip, maintaining that advantage for the first 11 minutes of the game. The Tigers (10-7, 2-2) would pull even with eight minutes to go, tying the game at 19 and outscored the Gamecocks 20-10 in the home stretch to take a 39-29 lead into halftime. The major factor would be turnovers, as Auburn turned 10 South Carolina turnovers into 15 points in the first half alone.

A clean start to the second half would help Carolina open on a 7-0 run in the first three minutes of play, capitalized by a dunk from Laimonas Chatkevicius to force a timeout. The Gamecocks would finally claw its way back to even with 12 minutes to play after a jumper from Chatkevicius knotted it up at 45.

Trailing 53-49 with eight minutes left, the Gamecocks would make their best effort to earn the road victory. The home team would go scoreless over a three-minute stretch, allowing the Garnet and Black to play a 9-0 run and a 58-53 lead. The scoring drought would be broken in a big way, though, as KT Harrell's four-point play would ignite the crowd and his teammates. Auburn would respond with a 10-0 rally that included six points from Harrell and four from Cinneon Bowers.

It would be a layup from Bowers at the 3:42 mark that would serve as Auburn's final field goal made, but it was able to earn enough trips to the charity stripe to keep Carolina's final comeback attempt well enough at bay. The Tigers made 10-of-12 free throws during its slump from the field, with the only two misses coming in a five-point game and 21 seconds to play.

For as good as its counterparts were in foul shooting, South Carolina would have an off night, making just 8-of-15 overall. Five of those caroms would come in the final four minutes of the game.

After the run to reclaim the lead, Auburn was able to maintain a two-possession lead for the final three minutes of regulation. The closest Carolina would come would be three points after Tyrone Johnson hit a 3-pointer at the buzzer.

The Gamecocks would hit 14-of-24 shots from the floor in the final 20 minutes, and was able to snap a recent cold stretch from 3, making 8-of-18. Auburn would make just six field goals in the second half and shot 36 percent from the floor in the game.



Official Basketball Box Score - Game Totals - Final Statistics
South Carolina vs Auburn
01/17/15 7:30 p.m. at Auburn Arena - Auburn, Ala.

South Carolina 68 • 10-6,1-3

#	Player	Total			3-Ptr			Rebounds			PF	TP	A	TO	Blk	Stl	Min
		FG	FGA	FT	FTA	FT	FTA	Off	Def	Tot							
14	CHATKEVICIUS, L.	f	7-10	1-2	0-1	2	9	11	4	15	1	2	2	0	30		
21	HENRY, Demetrius	f	0-1	0-0	0-0	0	0	0	2	0	1	2	1	0	15		
00	THORNWELL, Sindarius	g	4-8	1-4	4-6	1	3	4	5	13	1	4	0	0	28		
04	JOHNSON, Tyrone	g	4-9	3-4	2-2	0	3	3	3	13	4	3	1	2	30		
10	NOTICE, Duane	g	6-14	2-5	2-5	1	1	2	16	2	0	0	0	29			
01	STROMAN, Marcus	g	1-3	0-0	0-1	1	1	0	3	2	3	0	0	22			
06	MCKIE, Justin	g	0-0	0-0	0-0	0	1	0	0	0	0	0	0	10			
24	CARRERA, Michael	g	2-4	0-1	0-0	1	1	2	5	4	1	1	0	16			
25	KACINAS, Mindaugas	g	2-3	1-1	0-0	1	1	2	3	5	0	2	0	20			
	Team					2	6	8									
	Totals		26-52	8-18	8-15	9	25	34	27	68	12	17	4	3	200		

FG % 1st Half: 12-28 42.9% 2nd half: 14-24 58.3% Game: 26-52 50.0%
3FG % 1st Half: 5-11 45.5% 2nd half: 3-7 42.9% Game: 8-18 44.4%
FT % 1st Half: 0-1 0.0% 2nd half: 8-14 57.1% Game: 8-15 53.3%

Auburn 71 • 10-7,2-2

#	Player	Total			3-Ptr			Rebounds			PF	TP	A	TO	Blk	Stl	Min
		FG	FGA	FT	FTA	FT	FTA	Off	Def	Tot							
05	Bowers, Cinneon	f	3-11	0-3	4-8	6	4	10	3	10	1	3	1	1	33		
25	Granger, Jordan	f	2-5	0-2	2-2	2	3	5	2	6	2	1	1	1	30		
01	Harrell, KT	g	6-12	4-5	8-8	2	1	3	24	0	3	0	0	33			
12	Ross-Miller, KC	g	0-6	0-3	0-0	0	5	5	3	0	3	1	0	29			
14	Mason, Antoine	g	4-7	2-3	4-6	0	2	2	14	0	3	0	2	25			
00	Canada, Malcolm	g	1-2	0-1	2-2	0	5	5	3	4	2	0	1	20			
04	Reed, Travon	g	0-0	0-0	3-4	0	0	0	2	3	0	1	0	7			
13	Shamsid-Deen, Tahj	g	2-7	1-2	2-2	0	1	1	7	0	1	0	0	23			
20	Thompson, Alex	g	1-2	0-1	1-1	1	1	2	1	3	0	0	0	10			
	Team					2	1	3									
	Totals		19-52	7-20	26-33	13	23	36	20	71	8	13	4	9	200		

FG % 1st Half: 13-35 37.1% 2nd half: 6-17 35.3% Game: 19-52 36.5%
3FG % 1st Half: 3-12 25.0% 2nd half: 4-8 50.0% Game: 7-20 35.0%
FT % 1st Half: 10-11 90.9% 2nd half: 16-22 72.7% Game: 26-33 78.8%

Officials: Antinio Petty, Tony Henderson, Mike Thibodeaux
Technical fouls: South Carolina-None. Auburn-None.
Attendance: 9121

Score by periods	1st	2nd	Total
South Carolina	29	39	68
Auburn	39	32	71

Points	Paint	T/O	2nd	Fast	Bench
SC	30	14	9	4	7
AU	24	20	13	7	17

Last FG - SC 2nd-00:01, AU 2nd-03:42.
Largest lead - SC by 6 1st-12:33, AU by 10 1st-02:22.
SC led for 11:32. AU led for 23:12. Game was tied for 05:36.
Score tied - 6 times.
Lead changed - 6 times.

GAME 3 - CAROLINA 76, DEPAUL 61 NOV. 20, 2015/ST. THOMAS, USVI

ST THOMAS, USVI - Behind a career high 23 points from senior forward Mindaugas Kacinas, the South Carolina men's basketball team (3-0) posted a 76-61 victory over DePaul (1-2) in the opening round of the U.S. Virgin Islands Paradise Jam in St. Thomas on Friday night.

South Carolina jumped out to a 9-3 lead on a lay-in from junior guard Sindarius Thornwell and pushed the advantage to 16-9 on a two-handed dunk from classmate Duane Notice.

Kacinas carried the Gamecocks to halftime, scoring seven of the final 17 points, including five from the free throw line. Thornwell added four points during the final stretch and Notice beat the buzzer with a 3 from the corner to give Carolina a nine-point lead at the break, 37-28.

An off-balance tip-in and make from the foul line for Kacinas with 14:32 remaining in the contest saw the Gamecock lead grow to 15 at 49-37. The Blue Demons continued to chip away at the Carolina advantage, however, and pulled to within five on a pair of free throws from Myke Henry at the eight-minute mark.

Thornwell connected on a pair of makes from the line and senior forward Laimonas Chatkevicius and freshman guard PJ Dozier connected on consecutive lay-ups to push the Gamecock lead back to 14 with 6:22 remaining. The Blue Demons would not get closer than 13 the rest of the way, and the Gamecocks secured the 76-61 win.

GAME 3

Official Basketball Box Score - Game Totals - Final Statistics DePaul vs South Carolina 11/20/15 7:10 p.m. AST at St. Thomas, U.S. Virgin Islands

DePaul 61 • 1-2
Table with columns: # Player, Total, 3-Ptr, Rebounds, PF, TP, A TO Bk, Stl, Min. Rows for STIMAGE, Rashaun, HENRY, Myke, HAMILTON IV, Tommy, GARRETT, Billy, CAIN, Eli, CURRENTO, RJ, WOOD, Darrick, MOLIARI, David, PHILLIPS, Develle, DOLINS, Cory, SIMPSON, Aaron, GAZI, Erten, BARRY, Umar, RYCKOSCH, Peter, HANEL, Joe, Team, Totals.

South Carolina 76 • 3-0
Table with columns: # Player, Total, 3-Ptr, Rebounds, PF, TP, A TO Bk, Stl, Min. Rows for CHATKEVICIUS, L., CARRERA, Michael, KACINAS, Mindaugas, THORNWELL, Sindarius, DOZIER, PJ, STROMAN, Marcus, DOBY, Raymond, GREGORY, Jamarl, NOTICE, Duane, COBB, Eric, SILVA, Chris, Team, Totals.

Score by periods
Table with columns: 1st, 2nd, Total. Rows for DePaul, South Carolina.

Officials: Les Jones, Nathan Farrell, Justin Porterfield
Technical fouls: DePaul-None, South Carolina-None.
Attendance: 2015 Paradise Jam Men's Basketball, Presented by Basketball Travelers

GAME 4 - CAROLINA 94, HOFSTRA 84 NOV. 22, 2015/ST. THOMAS, USVI

ST THOMAS, USVI - The South Carolina men's basketball team found itself in a shootout Sunday night, taking on a veteran Hofstra team in the semifinal of the Paradise Jam. The Pride came in fresh off an upset of Florida State and gave the Gamecocks all they could handle, but a season-best performance from the Garnet and Black offense would be too much to account for in a 94-84 win.

Despite the 10:30 p.m. local time tip, the offenses would be wide-awake early on. The Gamecocks enjoyed a 6-of-10 start overall from the field, but the Pride (3-1) countered with four 3s in the first five minutes to take a 14-13 lead into the first media timeout. A 13-2 run for Carolina in the ensuing four minutes of action would open the game up to 26-16. Facing a size disadvantage, Hofstra would settle for 3s but would not be able to maintain its hot start.

Mindaugas Kacinas would stay keyed in offensively, scoring 14 points in the first half to lead Carolina. Green would finish with 22 points for Hofstra. The Pride bombed in 18 3-point attempts in the first 20 minutes, hitting on eight. That long-distance commitment would hurt them inside, as the Gamecocks enjoyed a plus-10 rebounding margin and a 20-6 advantage in points in the paint.

During the halftime break, the lights in the UVI Sports & Fitness Center would malfunction due to a power surge, but the referees determined enough light was on the court to resume the game. Neither team would seem to mind, connecting on three shots apiece in the first three minutes of action. A pair of 3s from Ameen Tankley would keep the first-half narrative alive for Hofstra, who attempted just five two-point field goals in the first eight minutes of the second half.

Hofstra would hit its sixth 3 of the first nine minutes of action to take just its second lead of the game at 65-64. The Pride would start 6-of-9, but a Duane Notice 3 would give Carolina the lead back. Despite the shower of 3s, Carolina weathered the storm with an efficient offense that saw contributions from all over the lineup. PJ Dozier would have his best game yet as a Gamecock, scoring seven of his season-best 12 points in the second half, including a perfect 3-3 from the field in the half. The freshman added nine rebounds as well.

A 3 from Brian Bernardi cut Carolina's lead to 74-72 with seven minutes to play, but a 3 from Dozier and back-to-back scoring possessions from Chris Silva would help the Gamecocks extend back out to an 83-72 lead. It would ultimately be a 12-0 run for Carolina, as Hofstra would go 4-22 without a point to see its upset attempt wilt down the stretch. The Pride would kick up the pressure in the final two minutes of regulation, but a pair of dunks from Michael Carrera out of press-breaks would keep the game well out of reach.

GAME 4

Official Basketball Box Score - Game Totals - Final Statistics Hofstra vs South Carolina 11/22/15 10:30p.m. AST at St. Thomas, U.S. Virgin Islands

Hofstra 84 • 3-1
Table with columns: # Player, Total, 3-Ptr, Rebounds, PF, TP, A TO Bk, Stl, Min. Rows for TANKSLEY, Ameen, GUSTYS, Rokas, KOON, Denton, GREEN, Juan'ya, WOOD, Bernard, NICHOLS, Malik, WRIGHT-FOREMAN, J., BUJE, Desure, WALKER, Andre, Team, Totals.

South Carolina 94 • 4-0
Table with columns: # Player, Total, 3-Ptr, Rebounds, PF, TP, A TO Bk, Stl, Min. Rows for CHATKEVICIUS, L., CARRERA, Michael, KACINAS, Mindaugas, THORNWELL, Sindarius, DOZIER, PJ, STROMAN, Marcus, NOTICE, Duane, COBB, Eric, SILVA, Chris, Team, Totals.

Score by periods
Table with columns: 1st, 2nd, Total. Rows for Hofstra, South Carolina.

Officials: Bryan Kersey, Justin Porterfield, Nathan Ferrall
Technical fouls: Hofstra-None, South Carolina-None.
Attendance: 1715
2015 Paradise Jam Men's Basketball Tournament.
Presented by Basketball Travelers

GAME 5 - CAROLINA 83, TULSA 75 NOV. 23, 2015/ST. THOMAS, USVI

ST THOMAS, USVI - The South Carolina men's basketball team will be coming home with a new addition to the trophy case Tuesday, after winning the 2015 Paradise Jam in convincing fashion Monday with a 83-75 win over Tulsa (4-1). Five Gamecocks would reach double figures, and a fast start would play a big role in moving the team's record now to 5-0.

Despite the 10:30 p.m. local time tip, the offenses would be wide-awake early on. The Gamecocks enjoyed a 6-of-10 start overall from the field, but the Pride (3-1) countered with four 3s in the first five minutes to take a 14-13 lead into the first media timeout. A 13-2 run for Carolina in the ensuing four minutes of action would open the game up to 26-16. Facing a size disadvantage, Hofstra would settle for 3s but would not be able to maintain its hot start.

During the halftime break, the lights in the UVI Sports & Fitness Center would malfunction due to a power surge, but the referees determined enough light was on the court to resume the game. Neither team would seem to mind, connecting on three shots apiece in the first three minutes of action. A pair of 3s from Ameen Tankley would keep the first-half narrative alive for Hofstra, who attempted just five two-point field goals in the first eight minutes of the second half.

Hofstra would hit its sixth 3 of the first nine minutes of action to take just its second lead of the game at 65-64. The Pride would start 6-of-9, but a Duane Notice 3 would give Carolina the lead back. Despite the shower of 3s, Carolina weathered the storm with an efficient offense that saw contributions from all over the lineup. PJ Dozier would have his best game yet as a Gamecock, scoring seven of his season-best 12 points in the second half, including a perfect 3-3 from the field in the half. The freshman added nine rebounds as well.

A 3 from Brian Bernardi cut Carolina's lead to 74-72 with seven minutes to play, but a 3 from Dozier and back-to-back scoring possessions from Chris Silva would help the Gamecocks extend back out to an 83-72 lead. It would ultimately be a 12-0 run for Carolina, as Hofstra would go 4-22 without a point to see its upset attempt wilt down the stretch. The Pride would kick up the pressure in the final two minutes of regulation, but a pair of dunks from Michael Carrera out of press-breaks would keep the game well out of reach.

GAME 5

Official Basketball Box Score - Game Totals - Final Statistics Tulsa vs South Carolina 11/23/15 10:00p.m. AST at St. Thomas, U.S. Virgin Islands

Tulsa 75 • 4-1
Table with columns: # Player, Total, 3-Ptr, Rebounds, PF, TP, A TO Bk, Stl, Min. Rows for SMITH, Rashad, WRIGHT, D'Andre, HARRISON, Shaquille, WOODARD, James, BROWN, Kajon, TAPLIN, Sterling, RAY, Rashad, BIRT, Pat, CURTES, Marquel, SWANNEGAN, Brandon, Team, Totals.

South Carolina 83 • 5-0
Table with columns: # Player, Total, 3-Ptr, Rebounds, PF, TP, A TO Bk, Stl, Min. Rows for CHATKEVICIUS, L., CARRERA, Michael, KACINAS, Mindaugas, THORNWELL, Sindarius, DOZIER, PJ, STROMAN, Marcus, NOTICE, Duane, COBB, Eric, SILVA, Chris, Team, Totals.

Score by periods
Table with columns: 1st, 2nd, Total. Rows for Tulsa, South Carolina.

Officials: Bryan Kersey, Les Jones, Justin Porterfield
Technical fouls: Tulsa-None, South Carolina-None.
Attendance: 2002
2015 U.S. Virgin Islands Paradise Jam Men's Basketball Championship
Presented by Basketball Travelers
CHAMPIONSHIP GAME



#14 - LAIMONAS CHATKEVICIUS

SENIOR | FORWARD | 6'11" | 245 | 3 LETTERS

KLAIPEDA, LITHUANIA/SOUTH KENT SCHOOL (CONN.)

SEASON NOTABLES

- Put together best season of his career during junior campaign, nearly doubling season scoring average and more than doubling blocked shots
- 1.3 blocks per game as a junior ranked eighth in the SEC
- Tallied a double-double in exhibition vs. Allen with 12 points and 13 rebounds, including five offensive boards
- 13 points with four rebounds, one assist and one block in 21 minutes in the opener vs. Norfolk State
- Erupted for 19 second-half points to set a new career high of 27 in a win over Oral Roberts
- Seven points and five rebounds, including three offensive boards, in win vs. DePaul
- Tallied 17 points and five rebounds along with a team high three blocks in win vs. Hofstra
- Scored 17 points in 27 minutes of play against Tulsa in the Paradise Jam finale
- Led the team for the second-straight game, posting his fifth double-figure outing of the season with 17 points vs. Lipscomb; a perfect 7-of-7 from the floor vs. the Bisons
- Finished with three blocks to go with nine points against Drexel
- Scored in double figures for the first time since Nov. 27, finishing with 11 against St. John's
- Battled through foul trouble to provide nine points and six rebounds in the second half against Memphis

CHATKEVICIUS' CAREER HIGHS

Points

Career 27, vs. Oral Roberts (Nov. 16, 2015)
 Season 27, vs. Oral Roberts (Nov. 16, 2015)

Field Goals

Career 9, vs. Oral Roberts (Nov. 16, 2015)
 Season 9, vs. Oral Roberts (Nov. 16, 2015)

Field Goal Attempts

Career 14, twice, last vs. Hofstra (Nov. 22, 2015)
 Season 14, twice, last vs. Hofstra (Nov. 22, 2015)

3-Point Field Goals

Career 2, twice, last vs. Oral Roberts (Nov. 16, 2015)
 Season 2, vs. Oral Roberts (Nov. 16, 2015)

3-Point Field Goal Attempts

Career 3, vs. Oral Roberts (Nov. 16, 2015)
 Season 3, vs. Oral Roberts (Nov. 16, 2015)

Free Throws

Career 8, vs. Arkansas (March 13, 2014)
 Season 7, vs. Oral Roberts (Nov. 16, 2015)

Free Throw Attempts

Career 11, vs. Oral Roberts (Nov. 16, 2015)
 Season 11, vs. Oral Roberts (Nov. 16, 2015)

Rebounds

Career 13, vs. UNC Asheville (Nov. 26, 2014)
 Season 6, vs. Oral Roberts (Nov. 16, 2015)

Assists

Career 4, vs. Jacksonville (Dec. 7, 2012)
 Season 2, twice, last at Clemson (Dec. 18, 2015)

Blocks

Career 3, 8x, last vs. Drexel (Dec. 15, 2015)
 Season 3, twice, last vs. Drexel (Dec. 15, 2015)

Steals

Career 3, at Tennessee (Feb. 8, 2014)
 Season 2, twice, last vs. St. John's (Dec. 22, 2015)

Minutes Played

Career 35, vs. Mississippi State (Feb. 28, 2015)
 Season 28, vs. Hofstra (Nov. 22, 2015)

2015-16

Opponent	Date	GS	Min	FG-FGA	Pct	3FG-FGA	Pct	FT-FTA	Pct	Off	Def	Tot	Avg	PF	FO	A	TO	Blk	Stl	Pts	Avg
Norfolk State	11/14/15	*	21	5-8	.625	0-1	.000	3-3	1.000	3	1	4	4.0	2	0	1	0	1	0	13	13.0
Oral Roberts	11/16/15	*	25	9-14	.643	2-3	.667	7-11	.636	4	2	6	5.0	3	0	0	0	1	1	27	20.0
vs. DePaul	11/20/15	*	23	3-11	.272	0-1	.000	1-2	.500	3	2	5	5.0	3	0	0	1	1	0	7	15.7
vs. Hofstra	11/22/15	*	28	8-14	.571	0-0	.000	1-3	.333	3	2	5	5.0	1	0	1	0	3	1	17	16.0
vs. Tulsa	11/23/15	*	27	6-10	.600	1-1	1.000	4-4	1.000	0	3	3	4.6	4	0	0	0	1	1	17	16.2
Lipscomb	11/27/15	*	24	7-7	1.000	0-0	.000	3-3	1.000	1	2	3	4.3	3	0	1	2	1	1	17	16.3
Western Carolina	11/30/15	*	21	3-7	.429	0-0	.000	0-0	.000	1	4	5	4.4	2	0	1	2	1	0	6	14.9
USF	12/5/15	*	19	2-5	.400	0-1	.000	0-2	.000	1	4	5	4.5	2	0	2	1	0	2	4	13.5
Drexel	12/15/15	*	21	4-5	.800	1-2	.500	0-1	.000	1	2	3	4.3	3	0	1	3	3	0	9	13.0
at Clemson	12/18/15	*	20	1-2	.500	0-0	.000	2-3	.667	0	2	2	4.1	3	0	2	4	1	0	4	12.1
vs. St. John's	12/22/15	*	20	5-8	.625	1-1	1.000	0-0	.000	2	3	5	4.2	4	0	1	5	0	2	11	12.0
Francis Marion	12/30/15	*	11	0-1	.000	0-0	.000	0-0	.000	1	2	3	4.1	0	0	1	1	1	0	0	11.0
Memphis	1/2/16	*	13	2-6	.333	0-1	.000	5-6	.833	3	3	6	4.2	4	0	0	2	2	0	9	10.8
at Auburn	1/5/16																				
Vanderbilt	1/9/16																				
at Alabama	1/13/16																				
Missouri	1/16/16																				
at Ole Miss	1/19/16																				
at Tennessee	1/23/16																				
Mississippi State	1/26/16																				
Alabama	1/30/16																				
at Georgia	2/2/16																				
Texas A&M	2/6/16																				
LSU	2/10/16																				
Kentucky	2/13/16																				
at Missouri	2/16/16																				
Florida	2/20/16																				
Tennessee	2/24/16																				
at Mississippi State	2/27/16																				
Georgia	3/3/16																				
at Arkansas	3/5/16																				

CAREER STATISTICS

Season	GP-GS	Min	Avg	FG	FGA	Pct	3FG	3FGA	Pct	FT	FTA	Pct	Off	Def	Tot	Avg	PF	FO	Ast	TO	Blk	Stl	Pts	Avg
2012-13	23-10	304	13.2	38	85	.447	3	10	.300	22	36	.611	28	46	74	3.2	42	1	12	32	13	3	101	4.4
2013-14	33-1	426	12.9	65	121	.537	0	1	.000	29	42	.690	40	94	134	4.1	78	2	13	32	20	13	159	4.8
2014-15	33-26	753	22.8	118	237	.498	8	27	.296	40	55	.727	52	120	172	5.2	74	2	21	45	44	11	284	8.6
2015-16	13-13	273	21.0	55	98	.561	5	11	.455	26	38	.684	23	32	55	4.2	34	0	11	21	16	8	141	10.8
Totals	102-50	1756	17.2	276	541	.510	16	49	.327	117	171	.684	143	292	435	4.3	228	5	57	130	93	35	685	6.7

CAREER SEC STATISTICS

Season	GP-GS	Min	Avg	FG	FGA	Pct	3FG	3FGA	Pct	FT	FTA	Pct	Off	Def	Tot	Avg	PF	FO	Ast	TO	Blk	Stl	Pts	Avg
2013	15-10	214	14.3	23	59	.390	2	7	.286	19	28	.679	17	35	52	3.5	30	1	5	22	11	2	67	4.5
2014	18-1	241	13.4	36	64	.563	0	1	.000	10	17	.588	19	53	72	4.0	51	2	9	22	12	9	82	4.6
2015	18-16	418	23.2	57	125	.456	4	17	.235	21	29	.724	25	64	89	4.9	46	1	13	19	22	5	139	7.7
Totals	51-27	873	17.1	116	248	.468	6	25	.240	50	74	.676	61	152	213	4.2	127	4	27	63	45	16	288	5.6



#20 - JUSTIN MCKIE

JUNIOR | GUARD | 6'4" | 197 | 2 LETTERS

COLUMBIA, S.C./IRMO

SEASON NOTABLES

- Put up career numbers in every major category as a sophomore, averaging 3.2 points and 1.8 rebounds in 11.3 minutes per game
- Tallied three points and three assists in exhibition vs. Allen
- Saw action in the opener vs. Norfolk State, scoring five points and collecting one rebound
- Played a season high 19 minutes vs. Lipscomb, scoring six points and dishing a career-high five assists

MCKIE'S CAREER HIGHS

Points

Career 12, at Marshall (Dec. 1, 2014)
 Season 6, vs. Lipscomb (Nov. 27, 2015)

Field Goals

Career 5, at Marshall (Dec. 1, 2014)
 Season 3, vs. Lipscomb (Nov. 27, 2015)

Field Goal Attempts

Career 8, at Marshall (Dec. 1, 2014)
 Season 6, twice, last vs. Lipscomb (Nov. 27, 2015)

3-Point Field Goals

Career 2, twice, last vs. UNC Asheville (Nov. 26, 2014)
 Season 1, twice, last vs. Francis Marion (Dec. 30, 2015)

3-Point Field Goal Attempts

Career 3, 3x, last vs. Oral Roberts (Nov. 16, 2015)
 Season 3, twice, last vs. Lipscomb (Nov. 27, 2015)

Free Throws

Career 4, vs. Florida (Jan. 7, 2015)
 Season 2, vs. Norfolk State (Nov. 14, 2015)

Free Throw Attempts

Career 4, twice, last vs. Florida (Jan. 7, 2015)
 Season 2, 3x, last vs. Drexel (Dec. 15, 2015)

Rebounds

Career 4, 6x, last vs. Miss. State (Feb. 28, 2015)
 Season 2, 3x, last vs. Francis Marion (Dec. 30, 2015)

Assists

Career 5, vs. Lipscomb (Nov. 27, 2015)
 Season 5, vs. Lipscomb (Nov. 27, 2015)

Blocks

Career 1, vs. Oklahoma St. (Dec. 6, 2014)
 Season -

Steals

Career 2, vs. Oklahoma St. (Dec. 6, 2014)
 Season 1, vs. Lipscomb (Nov. 27, 2015)

Minutes Played

Career 23, vs. Miss. State (Feb. 28, 2015)
 Season 19, vs. Lipscomb (Nov. 27, 2015)

2015-16

Opponent	Date	GS	Min	FG-FGA	Pct	3FG-FGA	Pct	FT-FTA	Pct	Off	Def	Tot	Avg	PF	FO	A	TO	Blk	Stl	Pts	Avg
Norfolk State	11/14/15	3	1-2	.500	1-2	.500	2-2	1.000	0	1	1	1.0	0	0	0	0	0	0	0	5	5.0
Oral Roberts	11/16/15	12	0-6	.000	0-3	.000	0-0	.000	1	2	1.5	2	0	0	0	0	0	0	0	0	2.5
vs. DePaul	11/20/15	8	0-0	.000	0-0	.000	0-0	.000	0	1	1.3	0	0	0	0	0	0	0	0	0	1.7
vs. Hofstra	11/22/15	-	-	-	-	-	-	-	-	-	-	-	-	-	-	-	-	-	-	-	-
vs. Tulsa	11/23/15	2	0-0	.000	0-0	.000	0-0	.000	0	0	1.0	0	0	0	0	0	0	0	0	0	1.3
Lipscomb	11/27/15	19	3-6	.500	0-3	.000	0-0	.000	0	1	1.0	2	0	5	0	0	1	6	2.2		
Western Carolina	11/30/15	10	0-3	.000	0-1	.000	1-2	.500	0	0	0.8	1	0	4	0	0	1	2.0			
USF	12/5/15	7	0-0	.000	0-0	.000	0-0	.000	0	2	2.0	0	0	0	0	0	0	0	0	1.7	
Drexel	12/15/15	11	1-4	.250	0-1	.000	1-2	.500	1	0	1.0	2	0	1	0	0	0	3	1.9		
at Clemson	12/18/15	8	1-1	1.000	0-0	.000	0-0	.000	1	0	1.0	0	0	0	1	0	0	2	1.9		
vs. St. John's	12/22/15	1	0-0	.000	0-0	.000	0-0	.000	0	0	0.9	1	0	1	0	0	0	1.7			
Francis Marion	12/30/15	9	1-3	.333	1-1	1.000	0-0	.000	0	2	2.0	1	0	1	0	0	2	3	1.8		
Memphis	1/2/16	1	0-0	.000	0-0	.000	0-0	.000	0	0	0.9	0	0	0	0	0	0	0	1.7		
at Auburn	1/5/16																				
Vanderbilt	1/9/16																				
at Alabama	1/13/16																				
Missouri	1/16/16																				
at Ole Miss	1/19/16																				
at Tennessee	1/23/16																				
Mississippi State	1/26/16																				
Alabama	1/30/16																				
at Georgia	2/2/16																				
Texas A&M	2/6/16																				
LSU	2/10/16																				
Kentucky	2/13/16																				
at Missouri	2/16/16																				
Florida	2/20/16																				
Tennessee	2/24/16																				
at Mississippi State	2/27/16																				
Georgia	3/3/16																				
at Arkansas	3/5/16																				

CAREER STATISTICS

Season	GP-GS	Min	Avg	FG	FGA	Pct	3FG	3FGA	Pct	FT	FTA	Pct	Off	Def	Tot	Avg	PF	FO	Ast	TO	Blk	Stl	Pts	Avg
2013-14	17-0	80	4.7	3	17	.176	1	8	.125	2	4	.500	4	12	16	0.9	8	0	5	5	0	3	9	0.5
2014-15	25-0	282	11.3	26	67	.388	11	36	.306	18	23	.783	11	33	44	1.8	20	0	8	11	3	9	81	3.2
2015-16	12-0	91	7.6	7	25	.280	2	11	.182	4	6	.667	3	8	11	0.9	9	0	12	1	1	1	20	1.7
Totals	54-0	453	8.4	36	109	.330	14	55	.255	24	33	.727	18	53	71	1.3	37	0	25	17	4	13	110	2.0

CAREER SEC STATISTICS

Season	GP-GS	Min	Avg	FG	FGA	Pct	3FG	3FGA	Pct	FT	FTA	Pct	Off	Def	Tot	Avg	PF	FO	Ast	TO	Blk	Stl	Pts	Avg
2014	9-0	56	6.2	2	11	.182	1	5	.200	0	0	.000	1	9	10	1.1	7	0	5	5	0	2	5	0.6
2015	12-0	130	10.8	5	21	.238	2	11	.182	6	6	1.000	6	12	18	1.5	10	0	1	6	1	2	18	1.5
Totals	21-0	186	8.9	7	32	.219	3	16	.188	6	6	1.000	7	21	28	1.3	17	0	6	11	1	4	23	1.1



#10 - DUANE NOTICE

JUNIOR | GUARD | 6'2" | 218 | 2 LETTERS

WOODBIDGE, ONTARIO, CANADA/ST. THOMAS MORE

SEASON NOTABLES

- Is Carolina's top returning scorer after averaging 11.7 points per game last season, posting 20 double-figure scoring games, including three 20-point performances
- Also team's top returning threat from beyond the arc after hitting 36.3 percent of his attempts from 3 last season
- Scored three points, dished two assists in exhibition vs. Allen
- Scored a team high 14 points off the bench vs. Norfolk State, hitting three 3s and dishing three assists in 20 minutes
- Hit four 3-pointers and scored 18 points in a win over Oral Roberts
- Perfect 2-of-2 from 3-point range in win vs. DePaul, scoring 11 points, all in the first half
- Converted a career-high 7-of-10 attempts from the free throw line against Tulsa, finishing with 11 points
- Season high five assists to go along with 16 points and matched a career high with three steals in win vs. Lipscomb
- Went for 15 points in just 19 minutes off the bench against USEF, converting 6-of-8 attempts from the field
- Hit a pair of critical 3-pointers in the second half of the team's win over Clemson, finishing with 10 points
- Scored 20 points off the bench against St. John's, hitting 7-of-10 field goals in 28 minutes
- Was a perfect 12-of-12 at the free throw line against Memphis, a new career high, and added a season-best six rebounds

NOTICE'S CAREER HIGHS

Points

Career 27, at Marshall (Dec. 1, 2014)
Season 20, vs. St. John's (Dec. 22, 2015)

Field Goals

Career 10, at Marshall (Dec. 1, 2014)
Season 7, vs. St. John's (Dec. 22, 2015)

Field Goal Attempts

Career 18, twice, last at LSU (Jan. 28, 2015)
Season 16, vs. Lipscomb (Nov. 27, 2015)

3-Point Field Goals

Career 5, vs. Clemson (Dec. 20, 2014)
Season 4, vs. Oral Roberts (Nov. 16, 2015)

3-Point Field Goal Attempts

Career 11, twice, last at Alabama (Feb. 24, 2015)
Season 7, vs. Oral Roberts (Nov. 16, 2015)

Free Throws

Career 12, vs. Memphis (Jan. 2, 2016)
Season 12, vs. Memphis (Jan. 2, 2016)

Free Throw Attempts

Career 12, vs. Memphis (Jan. 2, 2016)
Season 12, vs. Memphis (Jan. 2, 2016)

Rebounds

Career 8, vs. Auburn (March 12, 2014)
Season 6, vs. Memphis (Jan. 2, 2016)

Assists

Career 8, vs. SC State (Jan. 3, 2014)
Season 5, vs. Lipscomb (Nov. 27, 2015)

Blocks

Career 1, 8x, vs. Lipscomb (Nov. 27, 2015)
Season 1, vs. Lipscomb (Nov. 27, 2015)

Steals

Career 3, 4x, last, vs. Lipscomb (Nov. 27, 2015)
Season 3, vs. Lipscomb (Nov. 27, 2015)

Minutes Played

Career 40, vs. Texas A&M (Feb. 21, 2015)
Season 33, vs. Memphis (Jan. 2, 2016)

2015-16

Opponent	Date	GS	Min	FG-FGA	Pct	3FG-FGA	Pct	FT-FTA	Pct	Off	Def	Tot	Avg	PF	FO	A	TO	Blk	Stl	Pts	Avg
Norfolk State	11/14/15		20	4-11	.364	3-6	.500	3-3	1.000	1	2	3	3.0	3	0	3	0	0	0	14	14.0
Oral Roberts	11/16/15		27	6-12	.500	4-7	.571	2-2	1.000	1	3	4	3.5	1	0	0	1	0	2	18	16.0
vs. DePaul	11/20/15		23	3-8	.375	2-2	1.000	3-4	.750	1	1	2	3.0	2	0	3	1	0	1	11	14.3
vs. Hofstra	11/22/15		25	2-7	.285	1-2	.500	2-2	1.000	1	0	1	2.5	0	0	3	0	0	1	7	12.5
vs. Tulsa	11/23/15		29	2-7	.285	0-1	.000	7-10	.700	0	0	0	2.0	0	0	1	1	0	0	11	12.2
Lipscomb	11/27/15		24	5-16	.312	2-6	.333	4-5	.800	2	3	5	2.5	2	0	5	0	1	3	16	12.8
Western Carolina	11/30/15		12	3-6	.500	1-4	.250	0-0	.000	0	0	0	2.1	2	0	0	2	0	0	7	12.0
USF	12/5/15		19	6-8	.750	2-4	.500	1-1	1.000	0	3	3	2.3	0	0	2	1	0	1	15	12.4
Drexel	12/15/15		19	2-6	.333	0-3	.000	1-2	.500	1	1	2	2.2	0	0	0	2	0	1	5	11.6
at Clemson	12/18/15		23	3-10	.300	3-7	.429	1-2	.500	0	2	2	2.1	1	0	1	1	0	0	10	11.4
vs. St. John's	12/22/15		28	7-10	.700	2-2	1.000	4-5	.800	0	0	0	2.0	2	0	1	2	0	2	20	12.2
Francis Marion	12/30/15		18	3-9	.333	3-7	.429	1-2	.500	0	0	0	1.8	1	0	1	0	0	2	10	12.0
Memphis	1/2/16		33	1-8	.125	1-6	.167	12-12	1.000	0	6	6	2.2	2	0	3	1	0	0	15	12.2
at Auburn	1/5/16																				
Vanderbilt	1/9/16																				
at Alabama	1/13/16																				
Missouri	1/16/16																				
at Ole Miss	1/19/16																				
at Tennessee	1/23/16																				
Mississippi State	1/26/16																				
Alabama	1/30/16																				
at Georgia	2/2/16																				
Texas A&M	2/6/16																				
LSU	2/10/16																				
Kentucky	2/13/16																				
at Missouri	2/16/16																				
Florida	2/20/16																				
Tennessee	2/24/16																				
at Mississippi State	2/27/16																				
Georgia	3/3/16																				
at Arkansas	3/5/16																				

CAREER STATISTICS

Season	GP-GS	Min	Avg	FG	FGA	Pct	3FG	3FGA	Pct	FT	FTA	Pct	Off	Def	Tot	Avg	PF	FO	Ast	TO	Blk	Stl	Pts	Avg
2013-14	34-22	856	25.2	90	237	.380	21	58	.362	78	116	.672	35	64	99	2.9	72	2	99	89	4	20	279	8.2
2014-15	33-33	987	29.9	127	337	.377	61	168	.363	72	91	.791	20	67	87	2.6	61	0	89	60	4	29	387	11.7
2015-16	13-0	300	23.1	47	118	.398	24	57	.421	41	50	.820	7	21	28	2.2	16	0	23	12	1	13	159	12.2
Totals	80-55	2143	26.8	264	692	.382	106	283	.375	191	257	.743	62	152	214	2.7	149	2	211	161	9	62	825	10.3

CAREER SEC STATISTICS

Season	GP-GS	Min	Avg	FG	FGA	Pct	3FG	3FGA	Pct	FT	FTA	Pct	Off	Def	Tot	Avg	PF	FO	Ast	TO	Blk	Stl	Pts	Avg
2014	18-14	516	28.7	48	133	.361	8	30	.267	46	71	.648	19	34	53	2.9	41	1	50	58	1	11	150	8.3
2015	17-17	511	30.1	58	184	.315	31	98	.316	24	33	.727	11	33	44	2.6	33	0	43	28	2	10	171	10.1
Totals	35-31	1027	29.3	106	317	.334	39	128	.305	70	104	.673	30	67	97	2.8	74	1	93	86	3	21	321	9.2



#1 MARCUS STROMAN

SOPHOMORE | GUARD | 6'2" | 185 | 1 LETTER

COLUMBIA, S.C./KEENAN

SEASON NOTABLES

- Returns as team's top assist maker after posting 3.1 per game as a freshman last season
- Dished a team-high five assists and collected three steals in exhibition vs. Allen
- Scored five points, with three rebounds and two assists in 17 minutes off the bench vs. Norfolk State
- Scored season high seven points in win vs. DePaul
- DNP vs. Lipscomb due to an outside left quad strain
- Picked four steals in a win over Western Carolina, a new career high
- Pulled down a season-high five rebounds against Drexel
- Attempted a career-high eight free throws against Memphis, converting five

STROMAN'S CAREER HIGHS

Points

Career 10, twice, last at Arkansas (Feb. 3, 2015)

Season 7, vs. DePaul (Nov. 20, 2015)

Field Goals

Career 4, vs. Akron (Nov. 23, 2014)

Season 2, vs. DePaul (Nov. 20, 2015)

Field Goal Attempts

Career 9, at Arkansas (Feb. 3, 2015)

Season 6, vs. DePaul (Nov. 20, 2015)

3-Point Field Goals

Career 1, 3x last, vs. DePaul (Nov. 20, 2015)

Season 1, twice, last vs. DePaul (Nov. 20, 2015)

3-Point Field Goal Attempts

Career 3, 3x, last vs. DePaul (Nov. 20, 2015)

Season 3, vs. DePaul (Nov. 20, 2015)

Free Throws

Career 5, twice, last vs. Memphis (Jan. 2, 2016)

Season 5, vs. Memphis (Jan. 2, 2016)

Free Throw Attempts

Career 8, vs. Memphis (Jan. 2, 2016)

Season 8, vs. Memphis (Jan. 2, 2016)

Rebounds

Career 8, vs. Oklahoma St. (Dec. 6, 2014)

Season 5, vs. Drexel (Dec. 15, 2015)

Assists

Career 8, vs. Coker (Dec. 21, 2014)

Season 3, twice, last vs. USF (Dec. 5, 2015)

Blocks

Career 1, 6x, last vs. Drexel (Dec. 15, 2015)

Season 1, 3x, last vs. Drexel (Dec. 15, 2015)

Steals

Career 4, vs. Western Carolina (Nov. 30, 2015)

Season 4, vs. Western Carolina (Nov. 30, 2015)

Minutes Played

Career 29, vs. Florida (Jan. 7, 2015)

Season 22, vs. Oral Roberts (Nov. 16, 2015)

2015-16

Opponent	Date	GS	Min	FG-FGA	Pct	3FG-FGA	Pct	FT-FTA	Pct	Off	Def	Tot	Avg	PF	FO	A	TO	Blk	Stl	Pts	Avg
Norfolk State	11/14/15	17	1-1	1.000	1-1	1.000	2-4	.500	1	2	3	3.0	0	0	2	2	0	0	0	5	5.0
Oral Roberts	11/16/15	22	0-3	.000	0-1	.000	0-0	.000	1	0	1	2.0	1	0	1	0	0	0	0	0	2.5
vs. DePaul	11/20/15	18	2-6	.333	1-3	.333	2-2	1.000	0	3	3	2.3	2	0	0	1	0	0	0	7	4.0
vs. Hofstra	11/22/15	15	0-1	.000	0-0	.000	0-0	.000	1	0	1	2.0	4	0	2	0	0	1	0	3.0	
vs. Tulsa	11/23/15	19	1-1	1.000	0-0	.000	0-2	.000	0	2	2	2.0	1	0	1	3	0	0	2	2.8	
Lipscomb	11/27/15	-	-	-	-	-	-	-	DNP - Quad Injury												
Western Carolina	11/30/15	21	0-2	.000	0-0	.000	1-2	.500	0	3	3	2.2	0	0	3	3	1	4	1	2.5	
USF	12/5/15	10	1-1	1.000	0-0	.000	0-0	.000	1	2	3	2.3	0	0	3	1	1	0	2	2.4	
Drexel	12/15/15	16	0-1	.000	0-0	.000	2-4	.500	1	4	5	2.6	1	0	2	2	1	0	2	2.4	
at Clemson	12/18/15	10	0-1	.000	0-0	.000	0-0	.000	0	1	1	2.4	0	0	2	0	0	1	0	2.1	
vs. St. John's	12/22/15	16	0-2	.000	0-0	.000	2-2	1.000	1	0	1	2.3	2	0	2	0	0	1	2	2.1	
Francis Marion	12/30/15	12	0-0	.000	0-0	.000	2-2	1.000	0	2	2	2.3	0	0	0	2	0	0	2	2.1	
Memphis	1/2/16	19	0-1	.000	0-0	.000	5-8	.625	0	2	2	2.3	3	0	2	0	0	2	5	2.3	
at Auburn	1/5/16																				
Vanderbilt	1/9/16																				
at Alabama	1/13/16																				
Missouri	1/16/16																				
at Ole Miss	1/19/16																				
at Tennessee	1/23/16																				
Mississippi State	1/26/16																				
Alabama	1/30/16																				
at Georgia	2/2/16																				
Texas A&M	2/6/16																				
LSU	2/10/16																				
Kentucky	2/13/16																				
at Missouri	2/16/16																				
Florida	2/20/16																				
Tennessee	2/24/16																				
at Mississippi State	2/27/16																				
Georgia	3/3/16																				
at Arkansas	3/5/16																				

CAREER STATISTICS

Season	GP-GS	Min	Avg	FG	FGA	Pct	3FG	3FGA	Pct	FT	FTA	Pct	Off	Def	Tot	Avg	PF	FO	Ast	TO	Blk	Stl	Pts	Avg
2014-15	28-0	573	20.5	39	104	.375	2	18	.111	41	63	.651	16	57	73	2.6	61	0	87	57	4	22	121	4.3
2015-16	12-0	195	16.3	5	20	.250	2	5	.400	16	24	.667	6	21	27	2.3	14	0	20	15	3	9	28	2.3
Totals	40-0	768	19.2	44	124	.355	4	23	.174	57	87	.655	22	78	100	2.5	75	0	107	72	7	31	149	3.7

CAREER SEC STATISTICS

Season	GP-GS	Min	Avg	FG	FGA	Pct	3FG	3FGA	Pct	FT	FTA	Pct	Off	Def	Tot	Avg	PF	FO	Ast	TO	Blk	Stl	Pts	Avg
2015	13-0	253	19.5	16	49	.327	1	11	.091	16	25	.640	5	17	22	1.7	31	0	34	24	2	10	49	3.8



#5 TEMARCUS BLANTON

R-FRESHMAN | GUARD | 6'5" | 215 | HS

LOCUST GROVE, GA./LUELLA

SEASON NOTABLES

- Returns after suffering a season-ending hip injury which required surgery during the 2014-15 preseason
- Scored seven points in just six minutes in exhibition vs. Allen
- Played seven minutes against Western Carolina, recording his first two career field goal attempts and a steal
- Scored his first career points in the win over USF, playing six minutes against the Bulls
- Hit both attempts from 3 against Drexel, his first made field goals at Carolina

BLANTON'S SEASON HIGHS

Points

6, vs. Drexel (Dec. 15, 2015)

Field Goals

2, vs. Drexel (Dec. 15, 2015)

Field Goal Attempts

2, 3x, last vs. Francis Marion (Dec. 30, 2015)

3-Point Field Goals

2, vs. Drexel (Dec. 15, 2015)

3-Point Field Goal Attempts

2, vs. Drexel (Dec. 15, 2015)

Free Throws

2, twice, last vs. Francis Marion (Dec. 30, 2015)

Free Throw Attempts

2, twice, last vs. Francis Marion (Dec. 30, 2015)

Rebounds

3, vs. Francis Marion (Dec. 30, 2015)

Assists

1, twice, last vs. Western Carolina (Nov. 30, 2015)

Blocks

-

Steals

1, twice, last vs. USF (Dec. 5, 2015)

Minutes Played

7, vs. Western Carolina (Nov. 30, 2015)

2015-16

Opponent	Date	GS	Min	FG-FGA	Pct	3FG-FGA	Pct	FT-FTA	Pct	Off	Def	Tot	Avg	PF	FO	A	TO	Blk	Stl	Pts	Avg
Norfolk State	11/14/15	1	0-0	.000	0-0	.000	0-0	.000	0	0	0	0.0	1	0	1	0	0	0	0	0	0.0
Oral Roberts	11/16/15	1	0-0	.000	0-0	.000	0-0	.000	0	0	0	0.0	1	0	0	0	0	0	0	0	0.0
vs. DePaul	11/20/15	-	-	-	-	-	-	-	-DNP - Coach's Decision	-	-	-	-	-	-	-	-	-	-	-	-
vs. Hofstra	11/22/15	-	-	-	-	-	-	-	-DNP - Coach's Decision	-	-	-	-	-	-	-	-	-	-	-	-
vs. Tulsa	11/23/15	-	-	-	-	-	-	-	-DNP - Coach's Decision	-	-	-	-	-	-	-	-	-	-	-	-
Lipscomb	11/27/15	5	0-0	.000	0-0	.000	0-0	.000	0	0	0	0.0	1	0	0	1	0	0	0	0	0.0
Western Carolina	11/30/15	7	0-2	.000	0-0	.000	0-0	.000	0	0	0	0.0	0	0	0	1	0	0	1	0	0.0
USF	12/5/15	6	0-1	.000	0-0	.000	2-2	1.000	0	1	1	0.2	0	0	0	0	0	0	1	2	0.4
Drexel	12/15/15	3	2-2	1.000	2-2	1.000	0-0	.000	0	1	1	0.3	0	0	0	0	0	0	0	6	1.3
at Clemson	12/18/15	-	-	-	-	-	-	-	-DNP - Coach's Decision	-	-	-	-	-	-	-	-	-	-	-	-
vs. St. John's	12/22/15	-	-	-	-	-	-	-	-DNP - Coach's Decision	-	-	-	-	-	-	-	-	-	-	-	-
Francis Marion	12/30/15	6	0-2	.000	0-1	.000	2-2	1.000	2	1	3	0.7	1	0	0	0	0	0	0	2	1.4
Memphis	1/2/16	-	-	-	-	-	-	-	-DNP - Coach's Decision	-	-	-	-	-	-	-	-	-	-	-	-
at Auburn	1/5/16	-	-	-	-	-	-	-	-	-	-	-	-	-	-	-	-	-	-	-	-
Vanderbilt	1/9/16	-	-	-	-	-	-	-	-	-	-	-	-	-	-	-	-	-	-	-	-
at Alabama	1/13/16	-	-	-	-	-	-	-	-	-	-	-	-	-	-	-	-	-	-	-	-
Missouri	1/16/16	-	-	-	-	-	-	-	-	-	-	-	-	-	-	-	-	-	-	-	-
at Ole Miss	1/19/16	-	-	-	-	-	-	-	-	-	-	-	-	-	-	-	-	-	-	-	-
at Tennessee	1/23/16	-	-	-	-	-	-	-	-	-	-	-	-	-	-	-	-	-	-	-	-
Mississippi State	1/26/16	-	-	-	-	-	-	-	-	-	-	-	-	-	-	-	-	-	-	-	-
Alabama	1/30/16	-	-	-	-	-	-	-	-	-	-	-	-	-	-	-	-	-	-	-	-
at Georgia	2/2/16	-	-	-	-	-	-	-	-	-	-	-	-	-	-	-	-	-	-	-	-
Texas A&M	2/6/16	-	-	-	-	-	-	-	-	-	-	-	-	-	-	-	-	-	-	-	-
LSU	2/10/16	-	-	-	-	-	-	-	-	-	-	-	-	-	-	-	-	-	-	-	-
Kentucky	2/13/16	-	-	-	-	-	-	-	-	-	-	-	-	-	-	-	-	-	-	-	-
at Missouri	2/16/16	-	-	-	-	-	-	-	-	-	-	-	-	-	-	-	-	-	-	-	-
Florida	2/20/16	-	-	-	-	-	-	-	-	-	-	-	-	-	-	-	-	-	-	-	-
Tennessee	2/24/16	-	-	-	-	-	-	-	-	-	-	-	-	-	-	-	-	-	-	-	-
at Mississippi State	2/27/16	-	-	-	-	-	-	-	-	-	-	-	-	-	-	-	-	-	-	-	-
Georgia	3/3/16	-	-	-	-	-	-	-	-	-	-	-	-	-	-	-	-	-	-	-	-
at Arkansas	3/5/16	-	-	-	-	-	-	-	-	-	-	-	-	-	-	-	-	-	-	-	-

CAREER STATISTICS

Season	GP-GS	Min	Avg	FG	FGA	Pct	3FG	3FGA	Pct	FT	FTA	Pct	Off	Def	Tot	Avg	PF	FO	Ast	TO	Blk	Stl	Pts	Avg
2015-16	7-0	29	4.1	2	7	.286	2	4	.500	4	4	1.000	2	3	5	0.7	4	0	2	1	0	2	10	1.4

CAREER SEC STATISTICS

Season	GP-GS	Min	Avg	FG	FGA	Pct	3FG	3FGA	Pct	FT	FTA	Pct	Off	Def	Tot	Avg	PF	FO	Ast	TO	Blk	Stl	Pts	Avg
2016	-	-	-	-	-	-	-	-	-	-	-	-	-	-	-	-	-	-	-	-	-	-	-	-



#23 ERIC COBB

FRESHMAN | FORWARD | 6'9" | 296 | HS

JACKSONVILLE, FLA./ST. FRANCIS ACADEMY (BALTIMORE)

SEASON NOTABLES

- Noted as a true post player who has the ability to play with his back to the basket
- 4-star prospect by several outlets
- Led the team with 14 rebounds, while adding eight points in exhibition vs. Allen
- Saw action vs. Norfolk State, scored two points
- Earned extended playing time with an efficient day against Oral Roberts, with six points and three rebounds in 12 minutes
- Saw action vs. DePaul, collecting three rebounds
- Hit a pair of field goals in a win over Western Carolina
- Pulled down a season-best four rebounds against Drexel
- Provided a big boost off the bench vs. Clemson, with four points and a new season-high of five rebounds
- Played a season-high 16 minutes with seven rebounds against Francis Marion

COBB'S SEASON HIGHS

Points

6, vs. Oral Roberts (Nov. 16, 2015)

Field Goals

3, vs. Oral Roberts (Nov. 16, 2015)

Field Goal Attempts

4, vs. Western Carolina (Nov. 30, 2015)

3-Point Field Goals

-

3-Point Field Goal Attempts

-

Free Throws

-

Free Throw Attempts

2, vs. Western Carolina (Nov. 30, 2015)

Rebounds

7, vs. Francis Marion (Dec. 30, 2015)

Assists

2, vs. Francis Marion (Dec. 30, 2015)

Blocks

1, twice, last vs. Francis Marion (Dec. 30, 2015)

Steals

1, vs. Norfolk State (Nov. 14, 2015)

Minutes Played

16, vs. Francis Marion (Dec. 30, 2015)

2015-16

Opponent	Date	GS	Min	FG-FGA	Pct	3FG-FGA	Pct	FT-FTA	Pct	Off	Def	Tot	Avg	PF	FO	A	TO	Blk	Stl	Pts	Avg
Norfolk State	11/14/15		8	1-1	1.000	0-0	.000	0-1	.000	0	1	1	1.0	2	0	0	1	0	1	2	2.0
Oral Roberts	11/16/15		12	3-3	1.000	0-0	.000	0-0	.000	2	1	3	2.0	1	0	0	1	0	0	8	5.0
vs. DePaul	11/20/15		11	0-0	.000	0-0	.000	0-0	.000	0	3	3	2.3	0	0	0	0	0	0	0	2.7
vs. Hofstra	11/22/15		4	1-2	.500	0-0	.000	0-0	.000	0	0	0	1.8	1	0	0	0	0	0	2	2.5
vs. Tulsa	11/23/15		9	1-2	.500	0-0	.000	0-0	.000	0	3	3	2.0	4	0	0	2	0	0	2	2.4
Lipscomb	11/27/15		2	0-0	.000	0-0	.000	0-0	.000	0	1	1	1.8	0	0	0	0	0	0	0	2.0
Western Carolina	11/30/15		10	2-4	.500	0-0	.000	0-2	.000	1	0	1	1.7	0	0	0	1	0	0	4	2.3
USF	12/5/15		8	0-0	.000	0-0	.000	0-0	.000	0	1	1	1.6	1	0	1	1	0	0	0	2.0
Drexel	12/15/15		12	0-1	.000	0-0	.000	0-0	.000	0	4	4	1.9	2	0	0	1	1	0	0	1.8
at Clemson	12/18/15		11	2-2	1.000	0-0	.000	0-0	.000	2	3	5	2.2	2	0	0	1	0	0	4	1.9
vs. St. John's	12/22/15		6	0-0	.000	0-0	.000	0-0	.000	1	2	3	2.3	2	0	0	1	0	0	0	1.8
Francis Marion	12/30/15		16	1-1	1.000	0-0	.000	0-7	.000	4	3	7	2.7	0	0	2	2	1	0	2	1.8
Memphis	1/2/16		3	0-0	.000	0-0	.000	0-0	.000	0	0	0	2.5	2	0	0	0	0	0	0	1.7
at Auburn	1/5/16																				
Vanderbilt	1/9/16																				
at Alabama	1/13/16																				
Missouri	1/16/16																				
at Ole Miss	1/19/16																				
at Tennessee	1/23/16																				
Mississippi State	1/26/16																				
Alabama	1/30/16																				
at Georgia	2/2/16																				
Texas A&M	2/6/16																				
LSU	2/10/16																				
Kentucky	2/13/16																				
at Missouri	2/16/16																				
Florida	2/20/16																				
Tennessee	2/24/16																				
at Mississippi State	2/27/16																				
Georgia	3/3/16																				
at Arkansas	3/5/16																				

CAREER STATISTICS

Season	GP-GS	Min	Avg	FG	FGA	Pct	3FG	3FGA	Pct	FT	FTA	Pct	Off	Def	Tot	Avg	PF	FO	Ast	TO	Blk	Stl	Pts	Avg
2015-16	13-0	112	8.6	11	16	.688	0	0	.000	0	10	.000	10	22	32	2.5	20	0	3	11	2	1	22	1.7

CAREER SEC STATISTICS

Season	GP-GS	Min	Avg	FG	FGA	Pct	3FG	3FGA	Pct	FT	FTA	Pct	Off	Def	Tot	Avg	PF	FO	Ast	TO	Blk	Stl	Pts	Avg
2016																								



#2 RAYMOND DOBY

FRESHMAN | FORWARD | 6'6" | 233 | HS

CAHOKIA, ILL./MONTROSE CHRISTIAN SCHOOL

SEASON NOTABLES

- 3-star prospect who will provide size and athleticism in the front court
- Collected one steal and one rebound in exhibition vs. Allen
- Played four minutes against Western Carolina, recording his first career block
- Played three minutes vs. Drexel
- Scored eight points with four rebounds in just seven minutes of playing time vs. Francis Marion

DOBY'S SEASON HIGHS

Points

8, vs. Francis Marion (Dec. 30, 2015)

Field Goals

2, vs. Francis Marion (Dec. 30, 2015)

Field Goal Attempts

5, vs. Francis Marion (Dec. 30, 2015)

3-Point Field Goals

-

3-Point Field Goal Attempts

-

Free Throws

4, vs. Francis Marion (Dec. 30, 2015)

Free Throw Attempts

8, vs. Francis Marion (Dec. 30, 2015)

Rebounds

4, vs. Francis Marion (Dec. 30, 2015)

Assists

-

Blocks

1, vs. Western Carolina (Nov. 30, 2015)

Steals

-

Minutes Played

7, vs. Francis Marion (Dec. 30, 2015)

2015-16

Opponent	Date	GS	Min	FG-FGA	Pct	3FG-FGA	Pct	FT-FTA	Pct	Off	Def	Tot	Avg	PF	FO	A	TO	Blk	Stl	Pts	Avg
Norfolk State	11/14/15	-	-	-	-	-	-	-	-	-DNP - Coach's Decision	-	-	-	-	-	-	-	-	-	-	-
Oral Roberts	11/16/15	1	0-0	.000	0-0	.000	0-0	.000	0	0	0	0.0	1	0	0	0	0	0	0	0	0.0
vs. DePaul	11/20/15	1	0-0	.000	0-0	.000	0-0	.000	0	0	0	0.0	3	0	0	0	0	0	0	0	0.0
vs. Hofstra	11/22/15	-	-	-	-	-	-	-	-	-DNP - Coach's Decision	-	-	-	-	-	-	-	-	-	-	-
vs. Tulsa	11/23/15	-	-	-	-	-	-	-	-	-DNP - Coach's Decision	-	-	-	-	-	-	-	-	-	-	-
Lipscomb	11/27/15	2	0-1	.000	0-0	.000	0-0	.000	0	1	1	0.3	0	0	0	0	0	0	0	0	0.0
Western Carolina	11/30/15	4	0-0	.000	0-0	.000	0-0	.000	0	0	0	0.3	0	0	0	0	0	1	0	0	0.0
USF	12/5/15	-	-	-	-	-	-	-	-	-DNP - Back Spasms-	-	-	-	-	-	-	-	-	-	-	-
Drexel	12/15/15	3	0-0	.000	0-0	.000	0-0	.000	0	0	0	0.2	0	0	0	1	0	0	0	0	0.0
at Clemson	12/18/15	-	-	-	-	-	-	-	-	-DNP - Coach's Decision	-	-	-	-	-	-	-	-	-	-	-
vs. St. John's	12/22/15	-	-	-	-	-	-	-	-	-DNP - Coach's Decision	-	-	-	-	-	-	-	-	-	-	-
Francis Marion	12/30/15	7	2-5	.400	0-0	.000	4-8	.500	3	1	4	0.8	0	0	0	0	0	0	0	8	1.3
Memphis	1/2/16	-	-	-	-	-	-	-	-	-DNP - Coach's Decision	-	-	-	-	-	-	-	-	-	-	-
at Auburn	1/5/16	-	-	-	-	-	-	-	-	-	-	-	-	-	-	-	-	-	-	-	-
Vanderbilt	1/9/16	-	-	-	-	-	-	-	-	-	-	-	-	-	-	-	-	-	-	-	-
at Alabama	1/13/16	-	-	-	-	-	-	-	-	-	-	-	-	-	-	-	-	-	-	-	-
Missouri	1/16/16	-	-	-	-	-	-	-	-	-	-	-	-	-	-	-	-	-	-	-	-
at Ole Miss	1/19/16	-	-	-	-	-	-	-	-	-	-	-	-	-	-	-	-	-	-	-	-
at Tennessee	1/23/16	-	-	-	-	-	-	-	-	-	-	-	-	-	-	-	-	-	-	-	-
Mississippi State	1/26/16	-	-	-	-	-	-	-	-	-	-	-	-	-	-	-	-	-	-	-	-
Alabama	1/30/16	-	-	-	-	-	-	-	-	-	-	-	-	-	-	-	-	-	-	-	-
at Georgia	2/2/16	-	-	-	-	-	-	-	-	-	-	-	-	-	-	-	-	-	-	-	-
Texas A&M	2/6/16	-	-	-	-	-	-	-	-	-	-	-	-	-	-	-	-	-	-	-	-
LSU	2/10/16	-	-	-	-	-	-	-	-	-	-	-	-	-	-	-	-	-	-	-	-
Kentucky	2/13/16	-	-	-	-	-	-	-	-	-	-	-	-	-	-	-	-	-	-	-	-
at Missouri	2/16/16	-	-	-	-	-	-	-	-	-	-	-	-	-	-	-	-	-	-	-	-
Florida	2/20/16	-	-	-	-	-	-	-	-	-	-	-	-	-	-	-	-	-	-	-	-
Tennessee	2/24/16	-	-	-	-	-	-	-	-	-	-	-	-	-	-	-	-	-	-	-	-
at Mississippi State	2/27/16	-	-	-	-	-	-	-	-	-	-	-	-	-	-	-	-	-	-	-	-
Georgia	3/3/16	-	-	-	-	-	-	-	-	-	-	-	-	-	-	-	-	-	-	-	-
at Arkansas	3/5/16	-	-	-	-	-	-	-	-	-	-	-	-	-	-	-	-	-	-	-	-

CAREER STATISTICS

Season	GP-GS	Min	Avg	FG	FGA	Pct	3FG	3FGA	Pct	FT	FTA	Pct	Off	Def	Tot	Avg	PF	FO	Ast	TO	Blk	Stl	Pts	Avg
2015-16	6-0	18	3.0	2	6	.333	0	0	.000	4	8	.500	3	2	5	0.8	4	0	0	2	1	0	8	1.3

CAREER SEC STATISTICS

Season	GP-GS	Min	Avg	FG	FGA	Pct	3FG	3FGA	Pct	FT	FTA	Pct	Off	Def	Tot	Avg	PF	FO	Ast	TO	Blk	Stl	Pts	Avg
2016	-	-	-	-	-	-	-	-	-	-	-	-	-	-	-	-	-	-	-	-	-	-	-	-



#15 PJ DOZIER

FRESHMAN | GUARD | 6'6" | 200 | HS

COLUMBIA, S.C./SPRING VALLEY

SEASON NOTABLES

- Highly-touted recruit and noted as one of the top point guards in the nation in his class
- Rated as the No. 19 overall prospect by ESPN.com
- 2015 McDonald's All-American and 2014-15 Gatorade Player of the Year in the State of South Carolina
- Dished four assists with two steals, seven points and seven rebounds in exhibition vs. Allen
- Earned the start in first-career game vs. Norfolk State, scored seven points with three assists, four rebounds and three steals in 21 minutes
- Seven points, with two rebounds and two steals in win vs. DePaul
- Best game of the season to date with 12 points and nine rebounds in 26 minutes vs. Hofstra
- Eight points with four assists in Paradise Jam Championship vs. Tulsa
- Scored 11 points and dished a season high five assists with six rebounds and a pair of steals vs. Lipscomb
- Picked up four steals to go with 12 points in 26 minutes against USF
- Led the team with 16 points, ten coming from the free throw line, in 24 minutes of action vs. Drexel
- Had his most efficient night of shooting as a Gamecock, scoring 13 points on 5-of-8 shooting vs. Clemson

DOZIER'S SEASON HIGHS

Points

16, vs. Drexel (Dec. 15, 2015)

Field Goals

5, 3x, last at Clemson (Dec. 18, 2015)

Field Goal Attempts

12, vs. USF (Dec. 5, 2015)

3-Point Field Goals

2, vs. Hofstra (Nov. 22, 2015)

3-Point Field Goal Attempts

4, twice, last vs. Francis Marion (Dec. 30, 2015)

Free Throws

10, vs. Drexel (Dec. 15, 2015)

Free Throw Attempts

16, vs. Drexel (Dec. 15, 2015)

Rebounds

9, vs. Hofstra (Nov. 22, 2015)

Assists

5, vs. Lipscomb (Nov. 27, 2015)

Blocks

2, vs. Oral Roberts (Nov. 16, 2015)

Steals

5, vs. Francis Marion (Dec. 30, 2015)

Minutes Played

27, at Clemson (Dec. 18, 2015)

2015-16

Opponent	Date	GS	Min	FG-FGA	Pct	3FG-FGA	Pct	FT-FTA	Pct	Off	Def	Tot	Avg	PF	FO	A	TO	Blk	Stl	Pts	Avg
Norfolk State	11/14/15	*	21	3-7	.428	1-2	.500	0-2	.000	1	3	4	4.0	3	0	3	1	0	3	7	7.0
Oral Roberts	11/16/15	*	12	0-3	.000	0-1	.000	0-0	.000	0	2	2	3.0	2	0	2	1	2	1	0	3.5
vs. DePaul	11/20/15	*	14	3-6	.500	0-0	.000	1-2	.500	1	1	2	2.7	2	0	0	2	0	2	7	4.7
vs. Hofstra	11/22/15	*	26	5-10	.500	2-2	1.000	0-1	.000	4	5	9	4.3	3	0	2	3	0	0	12	6.5
vs. Tulsa	11/23/15	*	17	3-6	.500	2-4	.500	0-0	.000	0	4	4	4.2	4	0	4	2	1	0	8	6.8
Lipscomb	11/27/15	*	23	5-11	.454	1-3	.333	0-2	.000	2	4	6	4.5	2	0	5	4	1	2	11	7.5
Western Carolina	11/30/15	*	12	0-3	.000	0-1	.000	0-0	.000	1	2	3	4.3	3	0	0	2	0	0	0	6.4
USF	12/5/15	*	26	4-12	.333	0-1	.000	4-6	.667	0	1	1	3.9	2	0	2	2	1	4	12	7.1
Drexel	12/15/15	*	24	3-6	.500	0-0	.000	10-16	.625	0	4	4	3.9	0	0	3	1	0	0	16	8.1
at Clemson	12/18/15	*	27	5-8	.625	1-1	1.000	2-3	.667	1	5	6	4.1	2	0	1	2	0	1	13	8.6
vs. St. John's	12/22/15	*	24	3-11	.273	0-1	.000	0-0	.000	0	3	3	4.0	2	0	1	3	1	2	6	8.4
Francis Marion	12/30/15	*	22	3-8	.375	0-4	.000	0-0	.000	0	1	1	3.8	3	0	1	2	1	5	6	8.2
Memphis	1/2/16	*	15	3-7	.429	0-1	.000	1-3	.333	0	2	2	3.6	3	0	0	2	0	0	7	8.1
at Auburn	1/5/16																				
Vanderbilt	1/9/16																				
at Alabama	1/13/16																				
Missouri	1/16/16																				
at Ole Miss	1/19/16																				
at Tennessee	1/23/16																				
Mississippi State	1/26/16																				
Alabama	1/30/16																				
at Georgia	2/2/16																				
Texas A&M	2/6/16																				
LSU	2/10/16																				
Kentucky	2/13/16																				
at Missouri	2/16/16																				
Florida	2/20/16																				
Tennessee	2/24/16																				
at Mississippi State	2/27/16																				
Georgia	3/3/16																				
at Arkansas	3/5/16																				

CAREER STATISTICS

Season	GP-GS	Min	Avg	FG	FGA	Pct	3FG	3FGA	Pct	FT	FTA	Pct	Off	Def	Tot	Avg	PF	FO	Ast	TO	Blk	Stl	Pts	Avg
2015-16	13-13	263	20.2	40	98	.408	7	21	.333	18	35	.514	10	37	47	3.6	31	0	24	27	7	20	105	8.1

CAREER SEC STATISTICS

Season	GP-GS	Min	Avg	FG	FGA	Pct	3FG	3FGA	Pct	FT	FTA	Pct	Off	Def	Tot	Avg	PF	FO	Ast	TO	Blk	Stl	Pts	Avg
2016																								



#4 JAMALL GREGORY

FRESHMAN | GUARD | 6'2" | 202 | HS

WASHINGTON, D.C./COOLIDGE

SEASON NOTABLES

- Very athletic guard who averaged 21 points per game during his senior season of high school
- Dished three assists in exhibition win vs. Allen
- Showed off his leaping ability to score his first points as a Gamecock, adding a pair of rebounds in a win over Western Carolina
- Played three minutes vs. Drexel, hitting a free throw and passing out his first collegiate assist
- Scored six points with three rebounds and three assists against Francis Marion
- Played three minutes in the first half of the team's win over Memphis, hitting his lone field goal attempt

GREGORY'S SEASON HIGHS

Points

6, vs. Francis Marion (Dec. 30, 2015)

Field Goals

2, vs. Francis Marion (Dec. 30, 2015)

Field Goal Attempts

6, vs. Francis Marion (Dec. 30, 2015)

3-Point Field Goals

1, vs. Francis Marion (Dec. 30, 2015)

3-Point Field Goal Attempts

4, vs. Francis Marion (Dec. 30, 2015)

Free Throws

1, twice, last vs. Francis Marion (Dec. 30, 2015)

Free Throw Attempts

2, twice, last vs. Francis Marion (Dec. 30, 2015)

Rebounds

3, vs. Francis Marion (Dec. 30, 2015)

Assists

3, vs. Francis Marion (Dec. 30, 2015)

Blocks

-

Steals

1, twice, last vs. Francis Marion (Dec. 30, 2015)

Minutes Played

14, vs. Francis Marion (Dec. 30, 2015)

2015-16


Opponent	Date	GS	Min	FG-FGA	Pct	3FG-FGA	Pct	FT-FTA	Pct	Off	Def	Tot	Avg	PF	FO	A	TO	Blk	Stl	Pts	Avg
Norfolk State	11/14/15	-	-	-	-	-	-	-	-	-DNP - Coach's Decision	-	-	-	-	-	-	-	-	-	-	-
Oral Roberts	11/16/15	1	0-0	.000	0-0	.000	0-0	.000	0	1	1	1.0	0	0	0	0	0	0	0	0	0.0
vs. DePaul	11/20/15	1	0-0	.000	0-0	.000	0-0	.000	0	0	0	0.5	0	0	0	0	0	0	0	0	0.0
vs. Hofstra	11/22/15	-	-	-	-	-	-	-	-	-DNP - Coach's Decision	-	-	-	-	-	-	-	-	-	-	-
vs. Tulsa	11/23/15	-	-	-	-	-	-	-	-	-DNP - Coach's Decision	-	-	-	-	-	-	-	-	-	-	-
Lipscomb	11/27/15	2	0-0	.000	0-0	.000	0-0	.000	0	0	0	0.3	1	0	0	1	0	0	0	0	0.0
Western Carolina	11/30/15	7	1-2	.500	0-0	.000	0-0	.000	1	1	2	0.8	0	0	0	2	0	0	0	2	0.5
USF	12/5/15	-	-	-	-	-	-	-	-	-	-	-	-	-	-	-	-	-	-	-	-
Drexel	12/15/15	3	0-0	.000	0-0	.00	1-2	.500	0	1	1	0.6	0	0	1	0	0	1	1	1	0.6
at Clemson	12/18/15	-	-	-	-	-	-	-	-	-DNP - Coach's Decision	-	-	-	-	-	-	-	-	-	-	-
vs. St. John's	12/22/15	-	-	-	-	-	-	-	-	-DNP - Coach's Decision	-	-	-	-	-	-	-	-	-	-	-
Francis Marion	12/30/15	14	2-6	.333	1-4	.250	1-2	.500	1	2	3	1.0	1	0	3	0	0	1	6	1.5	
Memphis	1/2/16	3	1-1	1.000	0-0	.000	0-0	.000	0	1	1	1.0	2	0	0	0	0	0	0	2	1.6
at Auburn	1/5/16																				
Vanderbilt	1/9/16																				
at Alabama	1/13/16																				
Missouri	1/16/16																				
at Ole Miss	1/19/16																				
at Tennessee	1/23/16																				
Mississippi State	1/26/16																				
Alabama	1/30/16																				
at Georgia	2/2/16																				
Texas A&M	2/6/16																				
LSU	2/10/16																				
Kentucky	2/13/16																				
at Missouri	2/16/16																				
Florida	2/20/16																				
Tennessee	2/24/16																				
at Mississippi State	2/27/16																				
Georgia	3/3/16																				
at Arkansas	3/5/16																				

CAREER STATISTICS

Season	GP-GS	Min	Avg	FG	FGA	Pct	3FG	3FGA	Pct	FT	FTA	Pct	Off	Def	Tot	Avg	PF	FO	Ast	TO	Blk	Stl	Pts	Avg
2015-16	7-0	31	4.4	4	9	.444	1	4	.250	2	4	.500	2	5	7	1.0	3	0	4	2	0	2	11	1.6

CAREER SEC STATISTICS

Season	GP-GS	Min	Avg	FG	FGA	Pct	3FG	3FGA	Pct	FT	FTA	Pct	Off	Def	Tot	Avg	PF	FO	Ast	TO	Blk	Stl	Pts	Avg
2016																								



#31 JARRELL HOLLIMAN

R-SOPHOMORE | FORWARD | 6'7" | 200 | HS

ALPHARETTA, GA./ALPHARETTA/ELMHURST COLLEGE

SEASON NOTABLES

- Walk-on transfer from Elmhurst College
- Saw action in two games at Elmhurst
- Scored two points and collected one steal in exhibition vs. Allen
- Played two minutes against Western Carolina
- Saw time in the team's win over Francis Marion

HOLLIMAN'S SEASON HIGHS

Points

-

Field Goals

-

Field Goal Attempts

-

3-Point Field Goals

-

3-Point Field Goal Attempts

-

Free Throws

-

Free Throw Attempts

-

Rebounds

-

Assists

-

Blocks

-

Steals

-

Minutes Played

2, twice, last vs. Francis Marion (Dec. 30, 2015)

2015-16

Opponent	Date	GS	Min	FG-FGA	Pct	3FG-FGA	Pct	FT-FTA	Pct	Off	Def	Tot	Avg	PF	FO	A	TO	Blk	Stl	Pts	Avg
Norfolk State	11/14/15	-	-	-	-	-	-	-	-	-DNP - Coach's Decision	-	-	-	-	-	-	-	-	-	-	-
Oral Roberts	11/16/15	1	0-0	.000	0-0	.000	0-0	.000	0	0	0	0.0	0	0	0	0	0	0	0	0	0.0
vs. DePaul	11/20/15	-	-	-	-	-	-	-	-	-DNP - Coach's Decision	-	-	-	-	-	-	-	-	-	-	-
vs. Hofstra	11/22/15	-	-	-	-	-	-	-	-	-DNP - Coach's Decision	-	-	-	-	-	-	-	-	-	-	-
vs. Tulsa	11/23/15	-	-	-	-	-	-	-	-	-DNP - Coach's Decision	-	-	-	-	-	-	-	-	-	-	-
Lipscomb	11/27/15	-	-	-	-	-	-	-	-	-DNP - Coach's Decision	-	-	-	-	-	-	-	-	-	-	-
Western Carolina	11/30/15	2	0-0	.000	0-0	.000	0-0	.000	0	0	0	0.0	0	0	0	1	0	0	0	0	0.0
USF	12/5/15	-	-	-	-	-	-	-	-	-DNP - Coach's Decision	-	-	-	-	-	-	-	-	-	-	-
Drexel	12/15/15	-	-	-	-	-	-	-	-	-DNP - Coach's Decision	-	-	-	-	-	-	-	-	-	-	-
at Clemson	12/18/15	-	-	-	-	-	-	-	-	-DNP - Coach's Decision	-	-	-	-	-	-	-	-	-	-	-
vs. St. John's	12/22/15	-	-	-	-	-	-	-	-	-DNP - Coach's Decision	-	-	-	-	-	-	-	-	-	-	-
Francis Marion	12/30/15	2	0-0	.000	0-0	.000	0-0	.000	0	0	0	0.0	0	0	0	0	0	0	0	0	0.0
Memphis	1/2/16	-	-	-	-	-	-	-	-	-DNP - Coach's Decision	-	-	-	-	-	-	-	-	-	-	-
at Auburn	1/5/16	-	-	-	-	-	-	-	-	-	-	-	-	-	-	-	-	-	-	-	-
Vanderbilt	1/9/16	-	-	-	-	-	-	-	-	-	-	-	-	-	-	-	-	-	-	-	-
at Alabama	1/13/16	-	-	-	-	-	-	-	-	-	-	-	-	-	-	-	-	-	-	-	-
Missouri	1/16/16	-	-	-	-	-	-	-	-	-	-	-	-	-	-	-	-	-	-	-	-
at Ole Miss	1/19/16	-	-	-	-	-	-	-	-	-	-	-	-	-	-	-	-	-	-	-	-
at Tennessee	1/23/16	-	-	-	-	-	-	-	-	-	-	-	-	-	-	-	-	-	-	-	-
Mississippi State	1/26/16	-	-	-	-	-	-	-	-	-	-	-	-	-	-	-	-	-	-	-	-
Alabama	1/30/16	-	-	-	-	-	-	-	-	-	-	-	-	-	-	-	-	-	-	-	-
at Georgia	2/2/16	-	-	-	-	-	-	-	-	-	-	-	-	-	-	-	-	-	-	-	-
Texas A&M	2/6/16	-	-	-	-	-	-	-	-	-	-	-	-	-	-	-	-	-	-	-	-
LSU	2/10/16	-	-	-	-	-	-	-	-	-	-	-	-	-	-	-	-	-	-	-	-
Kentucky	2/13/16	-	-	-	-	-	-	-	-	-	-	-	-	-	-	-	-	-	-	-	-
at Missouri	2/16/16	-	-	-	-	-	-	-	-	-	-	-	-	-	-	-	-	-	-	-	-
Florida	2/20/16	-	-	-	-	-	-	-	-	-	-	-	-	-	-	-	-	-	-	-	-
Tennessee	2/24/16	-	-	-	-	-	-	-	-	-	-	-	-	-	-	-	-	-	-	-	-
at Mississippi State	2/27/16	-	-	-	-	-	-	-	-	-	-	-	-	-	-	-	-	-	-	-	-
Georgia	3/3/16	-	-	-	-	-	-	-	-	-	-	-	-	-	-	-	-	-	-	-	-
at Arkansas	3/5/16	-	-	-	-	-	-	-	-	-	-	-	-	-	-	-	-	-	-	-	-

CAREER STATISTICS

Season	GP-GS	Min	Avg	FG	FGA	Pct	3FG	3FGA	Pct	FT	FTA	Pct	Off	Def	Tot	Avg	PF	FO	Ast	TO	Blk	Stl	Pts	Avg
2015-16	3-0	5	1.7	0	0	.000	0	0	.000	0	0	.000	0	0	0	0.0	0	0	0	1	0	0	0	0.0

CAREER SEC STATISTICS

Season	GP-GS	Min	Avg	FG	FGA	Pct	3FG	3FGA	Pct	FT	FTA	Pct	Off	Def	Tot	Avg	PF	FO	Ast	TO	Blk	Stl	Pts	Avg
2016	-	-	-	-	-	-	-	-	-	-	-	-	-	-	-	-	-	-	-	-	-	-	-	-



#21 JOHN RAGIN

FRESHMAN | GUARD | 6'2" | 177 | HS
EASTOVER, S.C./CARDINAL NEWMAN

SEASON NOTABLES

- Walk-on from Cardinal Newman High School in Columbia
- Named all-state, all-region, all-conference during his senior season of high school
- Collected two rebounds in exhibition vs. Allen
- Saw his first playing time of the regular season in a win over Western Carolina
- Played down the stretch against USF
- Scored his first collegiate points in the win over Francis Marion

RAGIN'S SEASON HIGHS

Points

2, vs. Francis Marion (Dec. 30, 2015)

Field Goals

1, vs. Francis Marion (Dec. 30, 2015)

Field Goal Attempts

1, 3x, last vs. Francis Marion (Dec. 30, 2015)

3-Point Field Goals

-

3-Point Field Goal Attempts

1, vs. USF (Dec. 5, 2015)

Free Throws

-

Free Throw Attempts

-

Rebounds

1, vs. Western Carolina (Nov. 30, 2015)

Assists

-

Blocks

-

Steals

-

Minutes Played

2, 3x, last vs. Francis Marion (Dec. 30, 2015)

2015-16

Opponent	Date	GS	Min	FG-FGA	Pct	3FG-FGA	Pct	FT-FTA	Pct	Off	Def	Tot	Avg	PF	FO	A	TO	Blk	Stl	Pts	Avg
Norfolk State	11/14/15	-	-	-	-	-	-	-	-	-	-	-	-	-	-	-	-	-	-	-	-
Oral Roberts	11/16/15	-	-	-	-	-	-	-	-	-	-	-	-	-	-	-	-	-	-	-	-
vs. DePaul	11/20/15	-	-	-	-	-	-	-	-	-	-	-	-	-	-	-	-	-	-	-	-
vs. Hofstra	11/22/15	-	-	-	-	-	-	-	-	-	-	-	-	-	-	-	-	-	-	-	-
vs. Tulsa	11/23/15	-	-	-	-	-	-	-	-	-	-	-	-	-	-	-	-	-	-	-	-
Lipscomb	11/27/15	-	-	-	-	-	-	-	-	-	-	-	-	-	-	-	-	-	-	-	-
Western Carolina	11/30/15	2	0-1	.000	0-0	.000	0-0	.000	0	1	1	1.0	0	0	0	0	0	0	0	0	0.0
USF	12/5/15	2	0-1	.000	0-1	.000	0-0	.000	0	0	0	0.5	0	0	0	0	0	0	0	0	0.0
Drexel	12/15/15	-	-	-	-	-	-	-	-	-	-	-	-	-	-	-	-	-	-	-	-
at Clemson	12/18/15	-	-	-	-	-	-	-	-	-	-	-	-	-	-	-	-	-	-	-	-
vs. St. John's	12/22/15	-	-	-	-	-	-	-	-	-	-	-	-	-	-	-	-	-	-	-	-
Francis Marion	12/30/15	2	1-1	1.000	0-0	.000	0-0	.000	0	0	0	0.3	0	0	0	0	0	0	0	2	0.7
Memphis	1/2/16	-	-	-	-	-	-	-	-	-	-	-	-	-	-	-	-	-	-	-	-
at Auburn	1/5/16	-	-	-	-	-	-	-	-	-	-	-	-	-	-	-	-	-	-	-	-
Vanderbilt	1/9/16	-	-	-	-	-	-	-	-	-	-	-	-	-	-	-	-	-	-	-	-
at Alabama	1/13/16	-	-	-	-	-	-	-	-	-	-	-	-	-	-	-	-	-	-	-	-
Missouri	1/16/16	-	-	-	-	-	-	-	-	-	-	-	-	-	-	-	-	-	-	-	-
at Ole Miss	1/19/16	-	-	-	-	-	-	-	-	-	-	-	-	-	-	-	-	-	-	-	-
at Tennessee	1/23/16	-	-	-	-	-	-	-	-	-	-	-	-	-	-	-	-	-	-	-	-
Mississippi State	1/26/16	-	-	-	-	-	-	-	-	-	-	-	-	-	-	-	-	-	-	-	-
Alabama	1/30/16	-	-	-	-	-	-	-	-	-	-	-	-	-	-	-	-	-	-	-	-
at Georgia	2/2/16	-	-	-	-	-	-	-	-	-	-	-	-	-	-	-	-	-	-	-	-
Texas A&M	2/6/16	-	-	-	-	-	-	-	-	-	-	-	-	-	-	-	-	-	-	-	-
LSU	2/10/16	-	-	-	-	-	-	-	-	-	-	-	-	-	-	-	-	-	-	-	-
Kentucky	2/13/16	-	-	-	-	-	-	-	-	-	-	-	-	-	-	-	-	-	-	-	-
at Missouri	2/16/16	-	-	-	-	-	-	-	-	-	-	-	-	-	-	-	-	-	-	-	-
Florida	2/20/16	-	-	-	-	-	-	-	-	-	-	-	-	-	-	-	-	-	-	-	-
Tennessee	2/24/16	-	-	-	-	-	-	-	-	-	-	-	-	-	-	-	-	-	-	-	-
at Mississippi State	2/27/16	-	-	-	-	-	-	-	-	-	-	-	-	-	-	-	-	-	-	-	-
Georgia	3/3/16	-	-	-	-	-	-	-	-	-	-	-	-	-	-	-	-	-	-	-	-
at Arkansas	3/5/16	-	-	-	-	-	-	-	-	-	-	-	-	-	-	-	-	-	-	-	-

CAREER STATISTICS

Season	GP-GS	Min	Avg	FG	FGA	Pct	3FG	3FGA	Pct	FT	FTA	Pct	Off	Def	Tot	Avg	PF	FO	Ast	TO	Blk	Stl	Pts	Avg
2015-16	3-0	6	2.0	1	3	.333	0	1	.000	0	0	.000	0	1	1	0.3	0	0	0	0	0	0	2	0.7

CAREER SEC STATISTICS

Season	GP-GS	Min	Avg	FG	FGA	Pct	3FG	3FGA	Pct	FT	FTA	Pct	Off	Def	Tot	Avg	PF	FO	Ast	TO	Blk	Stl	Pts	Avg
2016																								



#30 CHRIS SILVA

FRESHMAN | FORWARD | 6'9" | 220 | HS

LIBREVILLE, GABON/ROSELLE (N.J.)

SEASON NOTABLES

- Has only been playing organized basketball for a few years
- Native of Gabon, who played high school basketball in the United States
- Extremely athletic
- A four-star prospect by several outlets, including ESPN.com
- Earned the start in exhibition win vs. Allen, scoring seven points and pulling down 10 rebounds
- Scored 12 points and pulled down a game high nine rebounds, including five on the offensive glass, in first-career game vs. Norfolk State
- Scored four points, with one block and two rebounds vs. DePaul
- Scored 7 points with a 5-of-6 effort from the foul line in win vs. Hofstra
- Matched season high with 12 points off the bench vs. Lipscomb, also pulling down a team best seven rebounds and blocking two shots
- Pulled down 11 rebounds against Western Carolina, coming just one point shy of his first career double-double
- Blocked a season-high three shots and added four rebounds in 16 minutes against USF
- Played a season-high 30 minutes vs. Drexel, with a pair of highlight-reel blocks, nine points and seven rebounds
- Scored a season-high 13 points with six rebounds and three blocks in 19 minutes of action vs. Francis Marion
- Scored six points with seven rebounds in just 13 minutes of playing time against Memphis

SILVA'S SEASON HIGHS

Points

13, vs. Francis Marion (Dec. 30, 2015)

Field Goals

5, vs. Francis Marion (Dec. 30, 2015)

Field Goal Attempts

8, vs. Memphis (Jan. 2, 2016)

3-Point Field Goals

-

3-Point Field Goal Attempts

-

Free Throws

8, vs. Norfolk State (Nov. 14, 2015)

Free Throw Attempts

12, vs. Norfolk State (Nov. 14, 2015)

Rebounds

11, vs. Western Carolina (Nov. 30, 2015)

Assists

1, 3x, last vs. Francis Marion (Dec. 30, 2015)

Blocks

3, twice, last vs. Francis Marion (Dec. 30, 2015)

Steals

2, twice, last vs. Francis Marion (Dec. 30, 2015)

Minutes Played

30, vs. Drexel (Dec. 15, 2015)

2015-16

Opponent	Date	GS	Min	FG-FGA	Pct	3FG-FGA	Pct	FT-FTA	Pct	Off	Def	Tot	Avg	PF	FO	A	TO	Blk	Stl	Pts	Avg
Norfolk State	11/14/15		24	2-5	.400	0-0	.000	8-12	.667	5	4	9	9.0	3	0	0	3	2	1	12	12.0
Oral Roberts	11/16/15		6	1-2	.500	0-0	.000	0-2	.000	1	2	3	6.0	4	0	0	0	0	0	2	7.0
vs. DePaul	11/20/15		10	1-3	.333	0-0	.000	2-4	.500	0	2	2	4.7	4	0	0	1	1	0	4	6.0
vs. Hofstra	11/22/15		11	1-5	.200	0-0	.000	5-6	.833	3	0	3	4.3	2	0	0	2	0	0	7	6.3
vs. Tulsa	11/23/15		6	0-2	.000	0-0	.000	0-0	.000	0	1	1	3.6	3	0	0	2	0	0	0	5.0
Lipscomb	11/27/15		18	3-4	.750	0-0	.000	6-8	.750	2	5	7	4.2	1	0	1	2	2	0	12	6.2
Western Carolina	11/30/15		15	2-3	.667	0-0	.000	5-10	.500	4	7	11	5.1	2	0	0	1	2	0	9	6.6
USF	12/5/15		16	1-5	.200	0-0	.000	2-4	.500	2	2	4	5.0	4	0	0	0	3	0	4	6.3
Drexel	12/15/15		30	3-5	.600	0-0	.000	3-4	.750	2	5	7	5.2	3	0	1	3	2	2	9	6.6
at Clemson	12/18/15		6	0-0	.000	0-0	.000	0-0	.000	0	1	1	4.8	2	0	0	2	0	1	0	5.9
vs. St. John's	12/22/15		10	1-4	.250	0-0	.000	0-0	.000	2	3	5	4.8	3	0	0	0	0	0	4	5.7
Francis Marion	12/30/15		19	5-7	.714	0-0	.000	3-3	1.000	3	3	6	4.9	5	1	1	2	3	2	13	6.3
Memphis	1/2/16		13	1-8	.125	0-0	.000	4-7	.571	4	3	7	5.1	3	0	0	0	0	0	6	6.3
at Auburn	1/5/16																				
Vanderbilt	1/9/16																				
at Alabama	1/13/16																				
Missouri	1/16/16																				
at Ole Miss	1/19/16																				
at Tennessee	1/23/16																				
Mississippi State	1/26/16																				
Alabama	1/30/16																				
at Georgia	2/2/16																				
Texas A&M	2/6/16																				
LSU	2/10/16																				
Kentucky	2/13/16																				
at Missouri	2/16/16																				
Florida	2/20/16																				
Tennessee	2/24/16																				
at Mississippi State	2/27/16																				
Georgia	3/3/16																				
at Arkansas	3/5/16																				

CAREER STATISTICS

Season	GP-GS	Min	Avg	FG	FGA	Pct	3FG	3FGA	Pct	FT	FTA	Pct	Off	Def	Tot	Avg	PF	FO	Ast	TO	Blk	Stl	Pts	Avg
2015-16	13-0	184	14.2	21	53	.396	0	0	.000	40	63	.635	28	38	66	5.1	39	1	3	18	15	6	82	6.3

CAREER SEC STATISTICS

Season	GP-GS	Min	Avg	FG	FGA	Pct	3FG	3FGA	Pct	FT	FTA	Pct	Off	Def	Tot	Avg	PF	FO	Ast	TO	Blk	Stl	Pts	Avg
2016																								

THE LAST TIME IN SOUTH CAROLINA BASKETBALL...

AN INDIVIDUAL ...

Scored 20 or more points:	South Carolina: Duane Notice (20), vs. St. John's, Dec. 22, 2015, in Uncasville, Ct. Opponent: Josh Williams (21), Lipscomb, Nov. 27, 2015, in Columbia, S.C.
Scored 30 or more points:	South Carolina: Brenton Williams (32) at Missouri, Jan. 25, 2014 in Columbia, Mo. Opponent: Obi Emegano (31), Oral Roberts, Nov. 16, 2015 in Columbia, S.C.
Scored 35 or more points:	South Carolina: Brenton Williams (38) vs. Miss. State, March 6, 2013 in Columbia, S.C. Opponent: Michael Frazier II (37), Florida, March 4, 2014 in Columbia, S.C.
Scored 40 or more points:	South Carolina: N/A thru 1992-93 season Opponent: Austin Carr (43), Notre Dame, Dec. 30, 1969 in New Orleans, La.
Collected 20 or more rebounds:	South Carolina: Emmett Hall (23), vs. College of Charleston, Dec. 22, 1993 in Columbia, S.C. Opponent: Ekpe Udoh (20), Baylor, Jan. 2, 2010 in Columbia, S.C.
Collected 15 or more rebounds:	South Carolina: Lakeem Jackson (15), vs. UALR, Nov. 25, 2012 in Puerto Vallarta, Mexico Opponent: Trey James (15), Coker, Dec. 21, 2014 in Columbia, S.C.
Made 12 or more field goals:	South Carolina: Devan Downey (12) vs. Georgia, Jan. 30, 2010 in Columbia, S.C. Opponent: Michael Frazier II (12), Florida, March 4, 2014 in Columbia, S.C.
Made 10 or more field goals:	South Carolina: Duane Notice (10), at Marshall Dec. 1, 2014 in Huntington, W.Va. Opponent: Craig Sword (10), Mississippi State, Feb. 28, 2015 in Columbia, S.C.
Attempted 20 or more field goals:	South Carolina: Sindarius Thornwell (24), vs. Charlotte Nov. 21, 2014 in Charleston, S.C. Opponent: Michael Frazier II (21), Florida, March 4, 2014 in Columbia, S.C.
Attempted 25 or more field goals:	South Carolina: Devan Downey, 25, at Kentucky, Feb. 25, 2010 in Lexington, Ky. Opponent: Kemmy Burgess (Alaska-Anchorage), 26, Nov. 24, 2005 in Anchorage, Alaska
Dished 10 or more assists:	South Carolina: Devan Downey, 11, vs. LSU, March 13, 2008 in Atlanta, Ga. Opponent: 11, Dee Bost, Mississippi State, Feb. 29, 2012 in Columbia, S.C.
Swiped 5 or more steals:	South Carolina: PJ Dozier, 5 vs. Francis Marion, Dec. 30, 2015 in Columbia, S.C. Opponent: 5, Allen Payne, Auburn, Feb. 26, 2014 in Auburn, Ala.
Blocked 5 or more shots:	South Carolina: Damontre Harris, 5, vs. Georgia, Feb. 15, 2012 in Columbia, S.C. Opponent: Avry Holmes (5), Clemson, Dec. 18, 2015 in Greenville, S.C.
Made 5 or more 3-point field goals:	South Carolina: Duane Notice (5), vs. Clemson Dec. 19, 2014 in Columbia, S.C. Opponent: Josh Williams (5), Lipscomb, Nov. 27, 2015, in Columbia, S.C.
Attempted 8 or more 3-point field goals:	South Carolina: Duane Notice (8), vs. Ole Miss, March 12, in Nashville, Tenn. Opponent: Avery Woodson (9), Memphis, Jan. 2, 2016 in Columbia, S.C.
Made 10 or more free throws:	South Carolina: Duane Notice (12), vs. Memphis, Jan. 2, 2016 in Columbia, S.C. Opponent: Ricky Tarrant, Jr. (12), Memphis, Jan. 2, 2016 in Columbia, S.C.
Attempted 15 or more free throws:	South Carolina: PJ Dozier (16), vs. Drexel, Dec. 16, 2015, in Columbia, S.C. Opponent: Shaquille Harrison (16), Tulsa, Nov. 23, 2015 in St. Thomas, USVI
Played all 40 minutes of regulation:	South Carolina: Duane Notice, vs. Texas A&M, Feb. 21, 2015 in Columbia, S.C. Opponent: Frank Sullivan, Auburn, Jan. 12, 2013 in Columbia, S.C.
A player hit a last-second shot (within 3 seconds) to win a game:	South Carolina: Tyrone Johnson (Free Throws) vs. Ole Miss, March 12, in Nashville, Tenn. Opponent: Brian Bryant, Mississippi State, Feb. 29, 2012 in Columbia, S.C.
A player had a double-double:	South Carolina: Mindaugas Kacinas (20 points, 11 rebounds), vs. Western Carolina, Nov. 30, 2015, in Columbia, S.C. Opponent: Jaron Blossomgame (17 points, 11 rebounds), Clemson, Dec. 18, 2015 in Greenville, S.C.
Two or more players had a double-double:	S. Carolina: Michael Carrera (23 points, 10 rebounds) and Lakeem Jackson (11 points, 11 rebounds) at LSU, Jan. 16, 2013 in Baton Rouge, La. Opponent: Alex Oriakhi (18 points, 11 rebounds), Earnest Ross (21 points, 10 rebounds) Missouri, Jan. 22, 2013 in Columbia, Mo.
A player had a triple-double:	South Carolina: Sam Muldrow (16 points, 14 rebounds, 10 blocks) vs. Vanderbilt, Jan. 8, 2011 in Columbia, S.C. <i>*** Only second triple-double in South Carolina history (Chuck Eidson (25 points, 10 rebounds, 10 assists) vs. SC State, Nov. 29, 2002 in Columbia, S.C.</i> Opponent: Daniel Hackett (Southern California - 22 points, 10 rebounds, 10 assists), Nov. 17, 2007 in Columbia, S.C.
Scored 30 or more points in back-to-back games:	South Carolina: Devan Downey, 30 vs. Kentucky, Jan. 26, 2010 in Columbia, S.C. 33 vs. Georgia, Jan. 30, 2010, in Columbia, S.C.
Scored 25 or more points in back-to-back games:	South Carolina: Devan Downey, 33 vs. Georgia, Jan. 30, 2010, in Columbia, S.C. 26 at Tennessee, Feb. 6, 2010 in Knoxville, Tenn.

A TEAM ...

Scored 100 or more points:	South Carolina: 103 vs. The Citadel, Nov. 12, 2007 in Columbia, S.C. Opponent: 107, Vanderbilt, Feb. 17, 1996 in Nashville, Tenn.
Scored 50 points or less:	South Carolina: 46, vs. Florida, March 4, 2014 in Columbia S.C. Opponent: 50, Georgia, Jan. 31, 2015 in Athens, Ga.
Scored 50 points in a half:	South Carolina: 53 (1st half), vs. USF, Dec. 5, 2015 in Columbia, S.C. Opponent: 52 (2nd half) vs. Georgia Jan. 22, 2014 in Athens, Ga.
Failed to score 25 points in a half:	South Carolina: 24 (2nd Half), at Clemson, Dec. 18, 2015 in Greenville, S.C. Opponent: 20 (1st half), Francis Marion, Dec. 30, 2015 in Columbia, S.C.

Collected 50 or more rebounds:	South Carolina: 53, vs. Memphis, Jan. 2, 2015 in Columbia, S.C. Opponent: 52, WKU, Nov. 27, 2010 in Bowling Green, Ky.
Shot 60% or better from the field:	South Carolina: 60.8% (31-51) at Western Carolina, Nov. 18, 2005 in Cullowhee, N.C. Opponent: 69.6% (32-46) Missouri, Feb. 28, 2013 in Columbia, S.C.
Shot 50% or better from the field:	South Carolina: 54.3% (25-46), vs. Drexel, Dec. 16, 2015, in Columbia, S.C. Opponent: 50.9% (28-55), Hofstra, Nov. 22, 2015 in St. Thomas, USVI
Shot less than 30% from the field:	South Carolina: 27.1% (16-59), vs. Texas A&M, Feb. 21, 2015 in Columbia, S.C. Opponent: 28.4% (19-67), Western Carolina, Nov. 30, 2015, in Columbia, S.C.
Shot 50% or better from 3-point range (at least 10 attempts):	South Carolina: 50.0% (6-12), vs. Drexel, Dec. 16, 2015, in Columbia, S.C. Opponent 50.0% (17-34), Hofstra, Nov. 22, 2015 in St. Thomas, USVI
Shot 20% or less from 3-point range (at least 10 attempts):	South Carolina: 15.0% (3-20), at Kentucky, Feb. 14, 2015 in Lexington, Ky. Opponent: 13.3% (2-15), USF, Dec. 5, 2015 in Columbia, S.C.
Dished 20 or more assists:	South Carolina: 24, vs. Lipscomb, Nov. 27, 2015, in Columbia, S.C. Opponent: 21, Georgia, Jan. 22, 2014 in Athens, Ga.
Made 35 or more shots:	South Carolina: 37, vs. Hofstra, Nov. 22, 2015 in St. Thomas, USVI Opponent: 35, vs. Tennessee, March 5, 2009 in Columbia, S.C.
Attempted 80 or more shots:	South Carolina: 83 vs. WKU Nov. 27, 2010 in Bowling Green, Ky. Opponent: 83, LSU, Feb. 10, 1996 in Columbia, S.C.
Attempted 70 or more shots:	South Carolina: 72, vs. Providence, Dec. 1, 2011 in Columbia, S.C. Opponent: 71, Arkansas, Feb. 3, 2015 in Fayetteville, Ark.
Made 10 or more 3-pointers:	South Carolina: 11 vs. Auburn, March 12, 2014 in Atlanta, Ga. Opponent: 11, Western Carolina, Nov. 30, 2015, in Columbia, S.C.
Did not make a 3-pointer:	South Carolina: vs. Milwaukee, Nov. 11, 2012 in Columbia, S.C. Opponent: Miss. State, Jan. 9, 2013 in Starkville, Miss.
Attempted 30 or more 3-pointers:	South Carolina: 31 vs. Alabama, Jan. 25, 2012 in Columbia, S.C. Opponent: 32, Western Carolina, Nov. 30, 2015, in Columbia, S.C.
Attempted 25 or more 3-pointers:	South Carolina: 26 vs. Texas A&M, Feb. 21, 2015 in Columbia, S.C. Opponent: 26, Clemson, Dec. 18, 2015 in Greenville, S.C.
Made 30 or more free throws:	South Carolina: 46 vs. Memphis, Jan. 2, 2015 in Columbia, S.C. Opponent: 30, Memphis, Jan. 2, 2015 in Columbia, S.C.
Attempted 40 or more free throws:	South Carolina: 63, Memphis, Jan. 2, 2015 in Columbia, S.C. Opponent: 42, Kentucky, March 1, 2014 in Columbia, S.C.
Swiped 15 or more steals:	South Carolina: 15 vs. Vanderbilt, Jan. 16, 2010 in Columbia, S.C. Opponent: 17, Florida, March 4, 2014 in Columbia, S.C.
Blocked 12 or more shots:	South Carolina: 12, vs. Vanderbilt, Jan. 8, 2011 in Columbia, S.C. Opponent: 13, LSU, Jan. 28, 2015 in Baton Rouge, La.
Blocked 8 or more shots:	South Carolina: 8, vs. Francis Marion, Dec. 30, 2015 in Columbia, S.C. Opponent: 9, Memphis, Jan. 2, 2015 in Columbia, S.C.
Won by 30 or more points:	South Carolina: 37, vs. North Carolina A&T, Dec. 30, 2014 in Columbia, S.C. Opponent: 34, Kentucky, Feb. 14, 2015 in Lexington, Ky.
Won by 20 or more points:	South Carolina: 22, vs. Francis Marion, Dec. 30, 2015 in Columbia, S.C. Opponent: 34, at Kentucky, Feb. 14, 2015 in Lexington, Ky.
Played a single overtime game:	Win: 82-73 at LSU, Jan. 16, 2013 in Baton Rouge, La. Loss: 62-54 at Georgia, Feb. 23, 2013 in Athens, Ga.
Played a double overtime game:	Win: 87-85 vs. WKU, Nov. 27, 2010 in Bowling Green, Ky. Loss: 98-88 vs. Louisville, Feb. 20, 1988 in Columbia, S.C.
South Carolina played a No. 1 Team in the country:	Win: 68-62 vs. Kentucky, Jan. 26, 2010 in Columbia, S.C. Loss: 77-43 loss at Kentucky, Feb. 14, 2015 in Lexington, Ky.
South Carolina played a top-5 opponent:	Win: 68-62 vs. No. 1/1 Kentucky, Jan. 26, 2010 in Columbia, S.C. Loss: 75-36 loss to No. 4/4 Florida, Jan. 30, 2013 in Gainesville, Fla.
South Carolina played a top-10 opponent:	Win: 64-60 vs. No. 9/9 Iowa State, Jan. 3, 2015 in Brooklyn, N.Y. Loss: 58-43 loss vs. Kentucky, Jan. 24, 2015 in Columbia, S.C.
South Carolina played a top-25 opponent:	Win: 64-60 vs. No. 9/9 Iowa State, Jan. 3, 2015 in Brooklyn, N.Y. Loss: 78-74 loss vs. No. 18/18 Arkansas, March 5, 2015 in Columbia, S.C.
South Carolina defeated a ranked opponent:	Home: Win: 72-67 win over No. 17/15 Kentucky, March 1, 2014 in Columbia, S.C. Away: 77-73 at No. 13/19 Vanderbilt, March 6, 2010 in Nashville, Tenn. Neutral: 64-60 vs. No. 9/9 Iowa State, Jan. 3, 2015 in Brooklyn, N.Y. SEC Home: Win: 72-67 win over No. 17/15 Kentucky, March 1, 2014 in Columbia, S.C. SEC Away: 77-73 at No. 13/19 Vanderbilt, March 6, 2010 in Nashville, Tenn. Non-conference away: 85-84 at No. 19/20 Baylor, Jan. 2, 2009 in Waco, Texas
A South Carolina win opened the season:	Home: 81-56, vs. Norfolk State, Nov. 14, 2015 in Columbia, S.C. Away: 81-63 win at Western Carolina, Nov. 12, 2005 in Cullowhee, N.C.
South Carolina opened SEC play:	Neutral: 74-61 win vs. Chaminade, Nov. 19, 2001 in Maui, Hawaii (Maui Invite) Home: 72-68 loss vs. Florida, Jan. 7, 2015 in Gainesville, Fla. Away: 74-58 loss at No. 10/11 Florida, Jan. 8, 2014 in Gainesville, Fla.



South Carolina Basketball
 South Carolina Combined Team Statistics (as of Jan 02, 2016)
 All games

RECORD:	OVERALL	HOME	AWAY	NEUTRAL
ALL GAMES	13-0	8-0	1-0	4-0
CONFERENCE	0-0	0-0	0-0	0-0
NON-CONFERENCE	13-0	8-0	1-0	4-0

##	Player	gp-gs	min	avg	Total		3-Point		F-Throw		Rebounds				pf	dq	a	to	blk	stl	pts	avg		
					fg-fga	fg%	3fg-fga	3fg%	ft-fa	ft%	off	def	tot	avg										
24	CARRERA, Michael	13-13	323	24.8	53-105	.505	21-37	.568	34-43	.791	23	56	79	6.1	38	0	21	21	11	13	161	12.4		
10	NOTICE, Duane	13-0	300	23.1	47-118	.398	24-57	.421	41-50	.820	7	21	28	2.2	16	0	23	12	1	13	159	12.2		
25	KACINAS, Mindaugas	13-13	382	29.4	60-105	.571	8-25	.320	28-43	.651	28	47	75	5.8	24	0	14	15	7	7	156	12.0		
00	THORNWELL, Sindari	13-13	388	29.8	41-118	.347	14-49	.286	52-68	.765	14	54	68	5.2	24	0	48	26	3	20	148	11.4		
14	CHATKEVICIUS, L.	13-13	273	21.0	55-98	.561	5-11	.455	26-38	.684	23	32	55	4.2	34	0	11	21	16	8	141	10.8		
15	DOZIER, PJ	13-13	263	20.2	40-98	.408	7-21	.333	18-35	.514	10	37	47	3.6	31	0	24	27	7	20	105	8.1		
30	SILVA, Chris	13-0	184	14.2	21-53	.396	0-0	.000	40-63	.635	28	38	66	5.1	39	1	3	18	15	6	82	6.3		
01	STROMAN, Marcus	12-0	195	16.3	5-20	.250	2-5	.400	16-24	.667	6	21	27	2.3	14	0	20	15	3	9	28	2.3		
23	COBB, Eric	13-0	112	8.6	11-16	.688	0-0	.000	0-10	.000	10	22	32	2.5	20	0	3	11	2	1	22	1.7		
20	MCKIE, Justin	12-0	91	7.6	7-25	.280	2-11	.182	4-6	.667	3	8	11	0.9	9	0	12	1	1	1	20	1.7		
04	GREGORY, Jamall	7-0	31	4.4	4-9	.444	1-4	.250	2-4	.500	2	5	7	1.0	3	0	4	2	0	2	11	1.6		
05	BLANTON, TeMarcus	7-0	29	4.1	2-7	.286	2-4	.500	4-4	1.000	2	3	5	0.7	4	0	2	1	0	2	10	1.4		
02	DOBY, Raymond	6-0	18	3.0	2-6	.333	0-0	.000	4-8	.500	3	2	5	0.8	4	0	0	2	1	0	8	1.3		
21	RAGIN, John	3-0	6	2.0	1-3	.333	0-1	.000	0-0	.000	0	1	1	0.3	0	0	0	0	0	0	2	0.7		
31	HOLLIMAN, Jarrell	3-0	5	1.7	0-0	.000	0-0	.000	0-0	.000	0	0	0	0.0	0	0	0	1	0	0	0	0.0		
Team											26	28	54											
Total.....		13	2600	349-781		.447	86-225	.382	269-396	.679	185	375	560	43.1	260	1	185	178	67	102	1053	81.0		
Opponents.....		13	2600	283-759		.373	100-296	.338	187-281	.665	137	286	423	32.5	329	-	141	206	52	74	853	65.6		

TEAM STATISTICS	SC	OPP	Date	Opponent	Score	Att.
SCORING	1053	853	% 11/14/15	NORFOLK STATE	w 84-69	10623
Points per game	81.0	65.6	11/16/15	ORAL ROBERTS	w 84-66	9640
Scoring margin	+15.4	-	! 11/20/15	vs DePaul	w 76-61	1601
FIELD GOALS-ATT	349-781	283-759	! 11/22/15	vs Hofstra	w 94-84	1715
Field goal pct	.447	.373	! 11/23/15	vs Tulsa	w 83-75	2002
3 POINT FG-ATT	86-225	100-296	11/27/15	LIPSCOMB	w 92-76	8793
3-point FG pct	.382	.338	11/30/15	WESTERN CAROLINA	w 76-53	8957
3-pt FG made per game	6.6	7.7	12/5/15	USF	w 81-63	10721
FREE THROWS-ATT	269-396	187-281	12/15/15	DREXEL	w 79-54	8481
Free throw pct	.679	.665	12/18/15	at Clemson	w 65-59	14446
F-Throws made per game	20.7	14.4	12/22/15	vs St. John's	w 75-61	2355
REBOUNDS	560	423	12/30/15	FRANCIS MARION	w 78-56	10401
Rebounds per game	43.1	32.5	1/2/16	MEMPHIS	w 86-76	13035
Rebounding margin	+10.5	-	* = Conference game			
ASSISTS	185	141	% - Paradise Jam (Columbia, S.C.)			
Assists per game	14.2	10.8	! - Paradise Jam (St. Thomas, USVI)			
TURNOVERS	178	206				
Turnovers per game	13.7	15.8				
Turnover margin	+2.2	-				
Assist/turnover ratio	1.0	0.7				
STEALS	102	74				
Steals per game	7.8	5.7				
BLOCKS	67	52				
Blocks per game	5.2	4.0				
ATTENDANCE	80651	22119				
Home games-Avg/Game	8-10081	1-14446				
Neutral site-Avg/Game	-	4-1918				

Score by Periods	1st	2nd	Totals
South Carolina	528	525	1053
Opponents	399	454	853



South Carolina Basketball
 South Carolina Team Game-by-Game Comparison (as of Jan 04, 2016)
 All games

Opponent	1st	2nd	Score	Mar	Total FG	FG Pct	3-Pointers	3FG Pct	Free Throws	FT Pct	Rebounds	Assist	T/Over	Block	Steal	Fouls
NORFOLK STATE	40/34	44/35	84-69	+15	23-59/19-56	.390/.339	9-22/11-28	.409/.393	29-42/20-23	.690/.870	46/35 +11	15/12	13/18	4/3	9/7	19/35
ORAL ROBERTS	33/30	51/36	84-66	+18	29-73/22-51	.397/.431	7-21/4-14	.333/.286	19-27/18-23	.704/.783	44/28 +16	14/7	6/13	4/5	5/3	22/23
DePaul	37/28	39/33	76-61	+15	24-60/19-52	.400/.365	5-13/3-14	.385/.214	23-34/20-31	.676/.645	43/33 +10	11/9	12/15	4/2	5/4	27/27
Hofstra	46/39	48/45	94-84	+10	37-68/28-55	.544/.509	5-9/17-34	.556/.500	15-23/11-17	.652/.647	41/23 +18	16/16	9/14	5/2	4/2	18/21
Tulsa	38/29	45/46	83-75	+8	27-54/24-54	.500/.444	7-14/5-16	.500/.313	22-28/22-31	.786/.710	34/31 +3	12/9	13/15	2/0	7/4	25/25
LIPSCOMB	51/40	41/36	92-76	+16	34-66/27-68	.515/.397	5-19/13-35	.263/.371	19-27/9-14	.704/.643	43/29 +14	24/18	17/18	7/3	12/8	19/24
WESTERN CAROLINA	37/28	39/25	76-53	+23	26-63/19-67	.413/.284	8-18/11-32	.444/.344	16-25/4-4	.640/1000	51/36 +15	14/13	19/20	7/3	10/10	12/17
USF	53/22	28/41	81-63	+18	29-61/24-68	.475/.353	7-21/2-15	.333/.133	16-25/13-22	.640/.591	32/46 (14)	14/9	12/19	6/6	12/8	15/20
DREXEL	32/28	47/26	79-54	+25	25-46/19-55	.543/.345	6-12/7-17	.500/.412	23-39/9-19	.590/.474	41/22 +19	14/11	15/13	9/2	6/3	19/28
Clemson	41/25	24/34	65-59	+6	23-53/23-63	.434/.365	8-19/8-26	.421/.308	11-14/5-9	.786/.556	42/34 +8	12/11	16/10	3/8	3/2	16/20
St. John's	40/34	35/27	75-61	+14	27-57/22-49	.474/.449	7-13/5-20	.538/.250	14-19/12-27	.737/.444	43/26 +17	14/11	17/14	1/5	9/6	23/19
FRANCIS MARION	38/20	40/36	78-56	+22	27-64/18-60	.422/.300	8-27/6-23	.296/.261	16-30/14-25	.533/.560	47/42 +5	16/7	16/22	8/4	13/10	18/29
MEMPHIS	42/42	44/34	86-76	+10	18-57/19-61	.316/.311	4-17/8-22	.235/.364	46-63/30-36	.730/.833	53/38 +15	9/8	13/15	7/9	7/7	27/41

Note: Game totals are displayed in the format TEAM/OPPONENT for each category



South Carolina Basketball
South Carolina Category Leaders (as of Jan 04, 2016)
All games

Points	G	Pts	Pts/G
CARRERA, Michael	13	161	12.4
NOTICE, Duane	13	159	12.2
KACINAS, Mindaugas	13	156	12.0
THORNWELL, Sindarius	13	148	11.4
CHATKEVICIUS, L.	13	141	10.8
DOZIER, PJ	13	105	8.1
SILVA, Chris	13	82	6.3
STROMAN, Marcus	12	28	2.3
COBB, Eric	13	22	1.7
MCKIE, Justin	12	20	1.7
GREGORY, Jamall	7	11	1.6
BLANTON, TeMarcus	7	10	1.4

FG Percentage	FG	Att	Pct
COBB, Eric	11	16	.688
KACINAS, Mindaugas	60	105	.571
CHATKEVICIUS, L.	55	98	.561
CARRERA, Michael	53	105	.505
GREGORY, Jamall	4	9	.444
DOZIER, PJ	40	98	.408
NOTICE, Duane	47	118	.398
SILVA, Chris	21	53	.396
THORNWELL, Sindarius	41	118	.347
RAGIN, John	1	3	.333
DOBY, Raymond	2	6	.333
BLANTON, TeMarcus	2	7	.286

3-Point Percentage	3FG	Att	Pct
CARRERA, Michael	21	37	.568
BLANTON, TeMarcus	2	4	.500
CHATKEVICIUS, L.	5	11	.455
NOTICE, Duane	24	57	.421
STROMAN, Marcus	2	5	.400
DOZIER, PJ	7	21	.333
KACINAS, Mindaugas	8	25	.320
THORNWELL, Sindarius	14	49	.286
GREGORY, Jamall	1	4	.250
MCKIE, Justin	2	11	.182
RAGIN, John	0	1	.000

Free Throw Percent	FG	Att	Pct
BLANTON, TeMarcus	4	4	1.000
NOTICE, Duane	41	50	.820
CARRERA, Michael	34	43	.791
THORNWELL, Sindarius	52	68	.765
CHATKEVICIUS, L.	26	38	.684
MCKIE, Justin	4	6	.667
STROMAN, Marcus	16	24	.667
KACINAS, Mindaugas	28	43	.651
SILVA, Chris	40	63	.635
DOZIER, PJ	18	35	.514
DOBY, Raymond	4	8	.500
GREGORY, Jamall	2	4	.500

Scoring Average	G	Pts	Avg/G
CARRERA, Michael	13	161	12.4
NOTICE, Duane	13	159	12.2
KACINAS, Mindaugas	13	156	12.0
THORNWELL, Sindarius	13	148	11.4
CHATKEVICIUS, L.	13	141	10.8
DOZIER, PJ	13	105	8.1
SILVA, Chris	13	82	6.3
STROMAN, Marcus	12	28	2.3
COBB, Eric	13	22	1.7
MCKIE, Justin	12	20	1.7
GREGORY, Jamall	7	11	1.6
BLANTON, TeMarcus	7	10	1.4

Field Goal Attempts	G	Att	Att/G
NOTICE, Duane	13	118	9.1
THORNWELL, Sindarius	13	118	9.1
KACINAS, Mindaugas	13	105	8.1
CARRERA, Michael	13	105	8.1
DOZIER, PJ	13	98	7.5
CHATKEVICIUS, L.	13	98	7.5

Field Goals Made	G	Made	Made/G
KACINAS, Mindaugas	13	60	4.6
CHATKEVICIUS, L.	13	55	4.2
CARRERA, Michael	13	53	4.1
NOTICE, Duane	13	47	3.6
THORNWELL, Sindarius	13	41	3.2

3-Point FG Attempts	G	Att	Att/G
NOTICE, Duane	13	57	4.4
THORNWELL, Sindarius	13	49	3.8
CARRERA, Michael	13	37	2.8
KACINAS, Mindaugas	13	25	1.9
DOZIER, PJ	13	21	1.6

3-Point FG Made	G	Made	Made/G
NOTICE, Duane	13	24	1.8
CARRERA, Michael	13	21	1.6
THORNWELL, Sindarius	13	14	1.1
KACINAS, Mindaugas	13	8	0.6
DOZIER, PJ	13	7	0.5

Free Throw Attempts	G	Att	Att/G
THORNWELL, Sindarius	13	68	5.2
SILVA, Chris	13	63	4.8
NOTICE, Duane	13	50	3.8
CARRERA, Michael	13	43	3.3
KACINAS, Mindaugas	13	43	3.3

Free Throws Made	G	Made	Made/G
THORNWELL, Sindarius	13	52	4.0
NOTICE, Duane	13	41	3.2
SILVA, Chris	13	40	3.1
CARRERA, Michael	13	34	2.6
KACINAS, Mindaugas	13	28	2.2



South Carolina Basketball
South Carolina Category Leaders (as of Jan 04, 2016)
All games

Rebounds	G	Reb	Reb/G
CARRERA, Michael	13	79	6.1
KACINAS, Mindaugas	13	75	5.8
THORNWELL, Sindarius	13	68	5.2
SILVA, Chris	13	66	5.1
CHATKEVICIUS, L.	13	55	4.2

Rebound Average	G	Reb	Avg/G
CARRERA, Michael	13	79	6.1
KACINAS, Mindaugas	13	75	5.8
THORNWELL, Sindarius	13	68	5.2
SILVA, Chris	13	66	5.1
CHATKEVICIUS, L.	13	55	4.2

Offensive Rebounds	G	No.	Avg/G
KACINAS, Mindaugas	13	28	2.2
SILVA, Chris	13	28	2.2
CARRERA, Michael	13	23	1.8
CHATKEVICIUS, L.	13	23	1.8
THORNWELL, Sindarius	13	14	1.1

Defensive Rebounds	G	No.	Avg/G
CARRERA, Michael	13	56	4.3
THORNWELL, Sindarius	13	54	4.2
KACINAS, Mindaugas	13	47	3.6
SILVA, Chris	13	38	2.9
DOZIER, PJ	13	37	2.8

Fouls	G	No.	Per/G
SILVA, Chris	13	39	3.0
CARRERA, Michael	13	38	2.9
CHATKEVICIUS, L.	13	34	2.6
DOZIER, PJ	13	31	2.4
KACINAS, Mindaugas	13	24	1.8
THORNWELL, Sindarius	13	24	1.8

Foulsouts	G	No.
SILVA, Chris	13	1

Assists	G	No.	Ast/G
THORNWELL, Sindarius	13	48	3.7
DOZIER, PJ	13	24	1.8
NOTICE, Duane	13	23	1.8
CARRERA, Michael	13	21	1.6
STROMAN, Marcus	12	20	1.7

Steals	G	No.	Stl/G
THORNWELL, Sindarius	13	20	1.5
DOZIER, PJ	13	20	1.5
CARRERA, Michael	13	13	1.0
NOTICE, Duane	13	13	1.0
STROMAN, Marcus	12	9	0.8

Blocked Shots	G	No.	Blk/G
CHATKEVICIUS, L.	13	16	1.2
SILVA, Chris	13	15	1.2
CARRERA, Michael	13	11	0.8
DOZIER, PJ	13	7	0.5
KACINAS, Mindaugas	13	7	0.5

Minutes	G	No.	Min/G
THORNWELL, Sindarius	13	388	29.8
KACINAS, Mindaugas	13	382	29.4
CARRERA, Michael	13	323	24.8
NOTICE, Duane	13	300	23.1
CHATKEVICIUS, L.	13	273	21.0

Turnovers	G	No.	TO/G
DOZIER, PJ	13	27	2.1
THORNWELL, Sindarius	13	26	2.0
CHATKEVICIUS, L.	13	21	1.6
CARRERA, Michael	13	21	1.6
SILVA, Chris	13	18	1.4



South Carolina Basketball
South Carolina Team High/Low Analysis (as of Jan 04, 2016)
All games

South Carolina - TEAM GAME HIGHS

POINTS	94	vs Hofstra (11/22/15)
	92	LIPSCOMB (11/27/15)
	86	MEMPHIS (1/2/16)
	84	ORAL ROBERTS (11/16/15)
	84	NORFOLK STATE (11/14/15)
FIELD GOALS MADE	37	vs Hofstra (11/22/15)
	34	LIPSCOMB (11/27/15)
FIELD GOAL ATTEMPTS	73	ORAL ROBERTS (11/16/15)
	68	vs Hofstra (11/22/15)
FIELD GOAL PERCENTAGE	.544 (37-68)	vs Hofstra (11/22/15)
	.543 (25-46)	DREXEL (12/15/15)
3 PT FIELD GOALS MADE	9	NORFOLK STATE (11/14/15)
	8	FRANCIS MARION (12/30/15)
	8	at Clemson (12/18/15)
	8	WESTERN CAROLINA (11/30/15)
3 PT FG ATTEMPTS	27	FRANCIS MARION (12/30/15)
	22	NORFOLK STATE (11/14/15)
3 PT FG PERCENTAGE	.556 (5-9)	vs Hofstra (11/22/15)
	.538 (7-13)	vs St. John's (12/22/15)
FREE THROWS MADE	46	MEMPHIS (1/2/16)
	29	NORFOLK STATE (11/14/15)
FREE THROW ATTEMPTS	63	MEMPHIS (1/2/16)
	42	NORFOLK STATE (11/14/15)
FREE THROW PERCENTAGE	.786 (22-28)	vs Tulsa (11/23/15)
	.786 (11-14)	at Clemson (12/18/15)
REBOUNDS	53	MEMPHIS (1/2/16)
	51	WESTERN CAROLINA (11/30/15)
ASSISTS	24	LIPSCOMB (11/27/15)
	16	FRANCIS MARION (12/30/15)
	16	vs Hofstra (11/22/15)
STEALS	13	FRANCIS MARION (12/30/15)
	12	USF (12/5/15)
	12	LIPSCOMB (11/27/15)
BLOCKED SHOTS	9	DREXEL (12/15/15)
	8	FRANCIS MARION (12/30/15)
TURNOVERS	19	WESTERN CAROLINA (11/30/15)
	17	vs St. John's (12/22/15)
	17	LIPSCOMB (11/27/15)
FOULS	27	MEMPHIS (1/2/16)
	27	vs DePaul (11/20/15)



South Carolina Basketball
South Carolina High/Low Analysis (as of Jan 04, 2016)
All games

Opponent - GAME HIGHS

POINTS	84		vs Hofstra (11/22/15)
	76		MEMPHIS (1/2/16)
	76		LIPSCOMB (11/27/15)
	75		vs Tulsa (11/23/15)
	69		NORFOLK STATE (11/14/15)
FIELD GOALS MADE	28		vs Hofstra (11/22/15)
	27		LIPSCOMB (11/27/15)
FIELD GOAL ATTEMPTS	68		USF (12/5/15)
	68		LIPSCOMB (11/27/15)
FIELD GOAL PERCENTAGE	.509	(28-55)	vs Hofstra (11/22/15)
	.449	(22-49)	vs St. John's (12/22/15)
3 PT FIELD GOALS MADE	17		vs Hofstra (11/22/15)
	13		LIPSCOMB (11/27/15)
3 PT FG ATTEMPTS	35		LIPSCOMB (11/27/15)
	34		vs Hofstra (11/22/15)
3 PT FG PERCENTAGE	.500	(17-34)	vs Hofstra (11/22/15)
	.412	(7-17)	DREXEL (12/15/15)
FREE THROWS MADE	30		MEMPHIS (1/2/16)
	22		vs Tulsa (11/23/15)
FREE THROW ATTEMPTS	36		MEMPHIS (1/2/16)
	31		vs Tulsa (11/23/15)
	31		vs DePaul (11/20/15)
FREE THROW PERCENTAGE	1.000	(4-4)	WESTERN CAROLINA (11/30/15)
	.870	(20-23)	NORFOLK STATE (11/14/15)
REBOUNDS	46		USF (12/5/15)
	42		FRANCIS MARION (12/30/15)
ASSISTS	18		LIPSCOMB (11/27/15)
	16		vs Hofstra (11/22/15)
STEALS	10		FRANCIS MARION (12/30/15)
	10		WESTERN CAROLINA (11/30/15)
BLOCKED SHOTS	9		MEMPHIS (1/2/16)
	8		at Clemson (12/18/15)
TURNOVERS	22		FRANCIS MARION (12/30/15)
	20		WESTERN CAROLINA (11/30/15)
FOULS	41		MEMPHIS (1/2/16)
	35		NORFOLK STATE (11/14/15)



South Carolina Basketball
South Carolina High/Low Analysis (as of Jan 04, 2016)
All games

South Carolina - GAME LOWS

POINTS	65	at Clemson (12/18/15)
	75	vs St. John's (12/22/15)
	76	vs DePaul (11/20/15)
	76	WESTERN CAROLINA (11/30/15)
	78	FRANCIS MARION (12/30/15)
FIELD GOALS MADE	18	MEMPHIS (1/2/16)
	23	NORFOLK STATE (11/14/15)
	23	at Clemson (12/18/15)
FIELD GOAL ATTEMPTS	46	DREXEL (12/15/15)
	53	at Clemson (12/18/15)
FIELD GOAL PERCENTAGE	.316 (18-57)	MEMPHIS (1/2/16)
	.390 (23-59)	NORFOLK STATE (11/14/15)
3 PT FIELD GOALS MADE	4	MEMPHIS (1/2/16)
	5	vs DePaul (11/20/15)
	5	vs Hofstra (11/22/15)
	5	LIPSCOMB (11/27/15)
3 PT FG ATTEMPTS	9	vs Hofstra (11/22/15)
	12	DREXEL (12/15/15)
3 PT FG PERCENTAGE	.235 (4-17)	MEMPHIS (1/2/16)
	.263 (5-19)	LIPSCOMB (11/27/15)
FREE THROWS MADE	11	at Clemson (12/18/15)
	14	vs St. John's (12/22/15)
FREE THROW ATTEMPTS	14	at Clemson (12/18/15)
	19	vs St. John's (12/22/15)
FREE THROW PERCENTAGE	.533 (16-30)	FRANCIS MARION (12/30/15)
	.590 (23-39)	DREXEL (12/15/15)
REBOUNDS	32	USF (12/5/15)
	34	vs Tulsa (11/23/15)
ASSISTS	9	MEMPHIS (1/2/16)
	11	vs DePaul (11/20/15)
STEALS	3	at Clemson (12/18/15)
	4	vs Hofstra (11/22/15)
BLOCKED SHOTS	1	vs St. John's (12/22/15)
	2	vs Tulsa (11/23/15)
TURNOVERS	6	ORAL ROBERTS (11/16/15)
	9	vs Hofstra (11/22/15)
FOULS	12	WESTERN CAROLINA (11/30/15)
	15	USF (12/5/15)



South Carolina Basketball
South Carolina High/Low Analysis (as of Jan 04, 2016)
All games

Opponent - GAME LOWS

POINTS	53	WESTERN CAROLINA (11/30/15)
	54	DREXEL (12/15/15)
	56	FRANCIS MARION (12/30/15)
	59	at Clemson (12/18/15)
	61	vs DePaul (11/20/15)
	61	vs St. John's (12/22/15)
FIELD GOALS MADE	18	FRANCIS MARION (12/30/15)
	19	NORFOLK STATE (11/14/15)
	19	vs DePaul (11/20/15)
	19	WESTERN CAROLINA (11/30/15)
	19	DREXEL (12/15/15)
	19	MEMPHIS (1/2/16)
FIELD GOAL ATTEMPTS	49	vs St. John's (12/22/15)
	51	ORAL ROBERTS (11/16/15)
FIELD GOAL PERCENTAGE	.284 (19-67)	WESTERN CAROLINA (11/30/15)
	.300 (18-60)	FRANCIS MARION (12/30/15)
3 PT FIELD GOALS MADE	2	USF (12/5/15)
	3	vs DePaul (11/20/15)
3 PT FG ATTEMPTS	14	ORAL ROBERTS (11/16/15)
	14	vs DePaul (11/20/15)
3 PT FG PERCENTAGE	.133 (2-15)	USF (12/5/15)
	.214 (3-14)	vs DePaul (11/20/15)
FREE THROWS MADE	4	WESTERN CAROLINA (11/30/15)
	5	at Clemson (12/18/15)
FREE THROW ATTEMPTS	4	WESTERN CAROLINA (11/30/15)
	9	at Clemson (12/18/15)
FREE THROW PERCENTAGE	.444 (12-27)	vs St. John's (12/22/15)
	.474 (9-19)	DREXEL (12/15/15)
REBOUNDS	22	DREXEL (12/15/15)
	23	vs Hofstra (11/22/15)
ASSISTS	7	ORAL ROBERTS (11/16/15)
	7	FRANCIS MARION (12/30/15)
STEALS	2	vs Hofstra (11/22/15)
	2	at Clemson (12/18/15)
BLOCKED SHOTS	0	vs Tulsa (11/23/15)
	2	vs DePaul (11/20/15)
	2	vs Hofstra (11/22/15)
	2	DREXEL (12/15/15)
TURNOVERS	10	at Clemson (12/18/15)
	13	ORAL ROBERTS (11/16/15)
	13	DREXEL (12/15/15)
FOULS	17	WESTERN CAROLINA (11/30/15)
	19	vs St. John's (12/22/15)



South Carolina Basketball
South Carolina Player High/Low Analysis (as of Jan 04, 2016)
All games

South Carolina - I N D I V I D U A L G A M E H I G H S

Points	27		CHATKEVICIUS, L. vs Oral Roberts (11/16/15)
	23		KACINAS, Mindaugas vs DePaul (11/20/15)
	20		NOTICE, Duane vs St. John's (12/22/15)
	20		KACINAS, Mindaugas vs Western Carolina (11/30/15)
	19		CARRERA, Michael vs USF (12/5/15)
Field Goals Made	9		KACINAS, Mindaugas vs Hofstra (11/22/15)
	9		CHATKEVICIUS, L. vs Oral Roberts (11/16/15)
Field Goal Att.	16		NOTICE, Duane vs Lipscomb (11/27/15)
	15		THORNWELL, Sindarius vs Oral Roberts (11/16/15)
FG Pct (min 5 made)	1.000	(7-7)	CHATKEVICIUS, L. vs Lipscomb (11/27/15)
	.900	(9-10)	KACINAS, Mindaugas vs Hofstra (11/22/15)
3-Point FG Made	4		NOTICE, Duane vs Oral Roberts (11/16/15)
	3		NOTICE, Duane vs Francis Marion (12/30/15)
	3		CARRERA, Michael vs St. John's (12/22/15)
	3		NOTICE, Duane at Clemson (12/18/15)
	3		CARRERA, Michael vs USF (12/5/15)
	3		CARRERA, Michael vs Western Carolina (11/30/15)
	3		NOTICE, Duane vs Norfolk State (11/14/15)
3-Point FG Att.	7		NOTICE, Duane vs Francis Marion (12/30/15)
	7		NOTICE, Duane at Clemson (12/18/15)
	7		THORNWELL, Sindarius vs USF (12/5/15)
	7		NOTICE, Duane vs Oral Roberts (11/16/15)
3-Pt FG Pct (min 2 made)	1.000	(2-2)	NOTICE, Duane vs St. John's (12/22/15)
	1.000	(2-2)	BLANTON, TeMarcus vs Drexel (12/15/15)
	1.000	(2-2)	KACINAS, Mindaugas vs Western Carolina (11/30/15)
	1.000	(2-2)	DOZIER, PJ vs Hofstra (11/22/15)
	1.000	(2-2)	CARRERA, Michael vs Hofstra (11/22/15)
	1.000	(2-2)	NOTICE, Duane vs DePaul (11/20/15)
Free Throws Made	12		NOTICE, Duane vs Memphis (1/2/16)
	10		DOZIER, PJ vs Drexel (12/15/15)
	10		KACINAS, Mindaugas vs DePaul (11/20/15)
Free Throw Att.	16		DOZIER, PJ vs Drexel (12/15/15)
	15		KACINAS, Mindaugas vs DePaul (11/20/15)
FT Pct (min 3 made)	1.000	(12-12)	NOTICE, Duane vs Memphis (1/2/16)
	1.000	(6-6)	THORNWELL, Sindarius vs Tulsa (11/23/15)
	1.000	(5-5)	CARRERA, Michael vs Western Carolina (11/30/15)
	1.000	(4-4)	KACINAS, Mindaugas vs Memphis (1/2/16)
	1.000	(4-4)	CHATKEVICIUS, L. vs Tulsa (11/23/15)
	1.000	(4-4)	KACINAS, Mindaugas vs Oral Roberts (11/16/15)
	1.000	(3-3)	SILVA, Chris vs Francis Marion (12/30/15)
	1.000	(3-3)	THORNWELL, Sindarius at Clemson (12/18/15)
	1.000	(3-3)	CARRERA, Michael vs Lipscomb (11/27/15)
	1.000	(3-3)	CHATKEVICIUS, L. vs Lipscomb (11/27/15)
	1.000	(3-3)	NOTICE, Duane vs Norfolk State (11/14/15)
	1.000	(3-3)	CHATKEVICIUS, L. vs Norfolk State (11/14/15)
Rebounds	13		KACINAS, Mindaugas vs Oral Roberts (11/16/15)
	12		CARRERA, Michael vs St. John's (12/22/15)
Assists	7		THORNWELL, Sindarius vs Oral Roberts (11/16/15)
	6		THORNWELL, Sindarius vs Lipscomb (11/27/15)
	6		THORNWELL, Sindarius vs Hofstra (11/22/15)
Steals	5		DOZIER, PJ vs Francis Marion (12/30/15)
	5		THORNWELL, Sindarius vs Tulsa (11/23/15)
Blocked Shots	3		SILVA, Chris vs Francis Marion (12/30/15)

	3	CHATKEVICIUS, L. vs Drexel (12/15/15)
	3	SILVA, Chris vs USF (12/5/15)
	3	CHATKEVICIUS, L. vs Hofstra (11/22/15)
Turnovers	5	CHATKEVICIUS, L. vs St. John's (12/22/15)
	4	CHATKEVICIUS, L. at Clemson (12/18/15)
	4	DOZIER, PJ vs Lipscomb (11/27/15)
	4	THORNWELL, Sindarius vs Lipscomb (11/27/15)
Fouls	5	SILVA, Chris vs Francis Marion (12/30/15)
	4	CHATKEVICIUS, L. vs Memphis (1/2/16)
	4	CARRERA, Michael vs Memphis (1/2/16)
	4	CARRERA, Michael vs St. John's (12/22/15)
	4	CHATKEVICIUS, L. vs St. John's (12/22/15)
	4	CARRERA, Michael vs Drexel (12/15/15)
	4	SILVA, Chris vs USF (12/5/15)
	4	CARRERA, Michael vs Lipscomb (11/27/15)
	4	DOZIER, PJ vs Tulsa (11/23/15)
	4	COBB, Eric vs Tulsa (11/23/15)
	4	CHATKEVICIUS, L. vs Tulsa (11/23/15)
	4	CARRERA, Michael vs Tulsa (11/23/15)
	4	STROMAN, Marcus vs Hofstra (11/22/15)
	4	SILVA, Chris vs DePaul (11/20/15)
	4	SILVA, Chris vs Oral Roberts (11/16/15)
Minutes	37	KACINAS, Mindaugas at Clemson (12/18/15)
	36	THORNWELL, Sindarius vs Memphis (1/2/16)
	36	KACINAS, Mindaugas vs Memphis (1/2/16)
	33	NOTICE, Duane vs Memphis (1/2/16)
	33	KACINAS, Mindaugas vs St. John's (12/22/15)
	33	THORNWELL, Sindarius vs Hofstra (11/22/15)
	33	KACINAS, Mindaugas vs DePaul (11/20/15)
	33	KACINAS, Mindaugas vs Oral Roberts (11/16/15)



South Carolina Basketball
South Carolina Opponent High/Low Analysis (as of Jan 04, 2016)
All games

OPPONENT INDIVIDUAL GAME HIGHS

Points	31		Obi Emegano vs Oral Roberts (11/16/15)
	28		GREEN, Juan'ya vs Hofstra (11/22/15)
	21		WILLIAMS, JOSH vs Lipscomb (11/27/15)
	21		OLIVER, Charles vs Norfolk State (11/14/15)
	20		TARRANT JR., Ricky vs Memphis (1/2/16)
	20		HARRISON, Shaquille vs Tulsa (11/23/15)
Field Goals Made	9		Obi Emegano vs Oral Roberts (11/16/15)
	8		WILLIAMS, JOSH vs Lipscomb (11/27/15)
Field Goal Att.	21		Obi Emegano vs Oral Roberts (11/16/15)
	18		Allen, Tavon vs Drexel (12/15/15)
FG Pct (min 5 made)	.833	(5-6)	JONES, Christian vs St. John's (12/22/15)
	.714	(5-7)	BERNARDI, Brian vs Hofstra (11/22/15)
3-Point FG Made	6		GREEN, Juan'ya vs Hofstra (11/22/15)
	5		WILLIAMS, JOSH vs Lipscomb (11/27/15)
	5		OLIVER, Charles vs Norfolk State (11/14/15)
3-Point FG Att.	13		GREEN, Juan'ya vs Hofstra (11/22/15)
	10		DAVIS JR., Mike vs Francis Marion (12/30/15)
	10		Rhett Harrelson vs Western Carolina (11/30/15)
	10		OLIVER, Charles vs Norfolk State (11/14/15)
3-Pt FG Pct (min 2 made)	1.000	(2-2)	MARTIN, Jeremiah vs Memphis (1/2/16)
	.714	(5-7)	WILLIAMS, JOSH vs Lipscomb (11/27/15)
Free Throws Made	12		TARRANT JR., Ricky vs Memphis (1/2/16)
	12		HARRISON, Shaquille vs Tulsa (11/23/15)
Free Throw Att.	16		HARRISON, Shaquille vs Tulsa (11/23/15)
	12		TARRANT JR., Ricky vs Memphis (1/2/16)
FT Pct (min 3 made)	1.000	(12-12)	TARRANT JR., Ricky vs Memphis (1/2/16)
	1.000	(10-10)	Obi Emegano vs Oral Roberts (11/16/15)
	1.000	(7-7)	GOODWIN, Shaq vs Memphis (1/2/16)
	1.000	(7-7)	GARRETT, Billy vs DePaul (11/20/15)
	1.000	(5-5)	SHORT, Jeff vs Norfolk State (11/14/15)
	1.000	(4-4)	MORILLO, Nehemias vs USF (12/5/15)
	1.000	(4-4)	Mike Brown vs Western Carolina (11/30/15)
	1.000	(3-3)	WOODSON, Avery vs Memphis (1/2/16)
Rebounds	13		COUSINS, Jaleel vs USF (12/5/15)
	11		BLOSSOMGAME, Jaron at Clemson (12/18/15)
Assists	8		MORAN, NATHAN vs Lipscomb (11/27/15)
	7		GREEN, Juan'ya vs Hofstra (11/22/15)
Steals	4		Mike Brown vs Western Carolina (11/30/15)
	3		COUSINS, Jaleel vs USF (12/5/15)
	3		Justin Browning vs Western Carolina (11/30/15)
Blocked Shots	5		NNOKO, Landry at Clemson (12/18/15)
	4		Albert Owens vs Oral Roberts (11/16/15)
Turnovers	7		PETERS, Roddy vs USF (12/5/15)
	6		Torrion Brummitt vs Western Carolina (11/30/15)
Fouls	5		LAWSON, K.J. vs Memphis (1/2/16)
	5		LAWSON, Dedric vs Memphis (1/2/16)
	5		BURRELL, Trahson vs Memphis (1/2/16)
	5		CRAWFORD, Markel vs Memphis (1/2/16)
	5		GOODWIN, Shaq vs Memphis (1/2/16)
	5		DAVIS JR., Mike vs Francis Marion (12/30/15)
	5		JEROME, David vs Francis Marion (12/30/15)
	5		Myles, Tyshawn vs Drexel (12/15/15)
	5		Allen, Terrell vs Drexel (12/15/15)

5	Williams, Austin vs Drexel (12/15/15)
5	BRAMMEIER,GEORGE vs Lipscomb (11/27/15)
5	CURTIS, Marquel vs Tulsa (11/23/15)
5	SWANNEGAN, Brandon vs Tulsa (11/23/15)
5	NICHOLS, Malik vs Hofstra (11/22/15)
5	Aaron Anderson vs Oral Roberts (11/16/15)
5	Brandon Conley vs Oral Roberts (11/16/15)
5	SHORT,Jeff vs Norfolk State (11/14/15)
5	TAYLOR,D'Shon vs Norfolk State (11/14/15)
5	WADE,Jonathan vs Norfolk State (11/14/15)