



# GAMECOCK VOLLEYBALL

# SOUTH CAROLINA

## 2017

### WEEKEND OPPONENTS



**Ole Miss** (16-14, 11-6 Home, 7-10 SEC)  
*Gillem Sports Center // Wednesday, Nov. 22*

**ALL-TIME SERIES**

South Carolina leads, 27-19 (Since 1987)

**LAST MEETING**

Ole Miss won, 3-0, at South Carolina (10/15/17)

**SERIES TRENDS**

The Rebels' win in Columbia snapped a five-game winning streak for the home team in the all-time series.



**Mississippi State** (9-22, 1-9 Road, 0-16 SEC)  
*Carolina Volleyball Center // Friday, Nov. 24*

**ALL-TIME SERIES**

South Carolina leads, 33-12 (Since 1976)

**LAST MEETING**

South Carolina won, 3-2, in Starkville, Miss. (9/22/17)

**SERIES TRENDS**

The Gamecocks have won eight straight matches at home over the Bulldogs, dating back to 2006.


### SCHEDULE (12-16, 5-11 SEC)

DATE	OPPONENT	RESULT/TIME
AUG. 25	MERCER %	W, 3-0
AUG. 26	TROY %	W, 3-0
	NORTH FLORIDA %	W, 3-0
Sept. 1	Northwestern #	L, 3-1
	UNC Wilmington #	L, 3-1
Sept. 2	(RV) Duke #	W, 3-1
<b>SEPT. 8</b>	<b>EASTERN KENTUCKY &amp; MIAMI (OHIO) &amp;</b>	<b>W, 3-0</b>
		<b>L, 3-2</b>
<b>SEPT. 9</b>	<b>RADFORD &amp;</b>	<b>L, 3-2</b>
Sept. 15	Georgia Southern \$	W, 3-0
Sept. 16	Texas Tech \$	L, 3-1
	Clemson \$	W, 3-0
Sept. 22	Mississippi State *	W, 3-2
<b>SEPT. 29</b>	<b>LSU *</b>	<b>L, 3-1</b>
<b>OCT. 1</b>	<b>TENNESSEE *</b>	<b>W, 3-1</b>
<b>OCT. 6</b>	<b>GEORGIA</b>	<b>L, 3-2</b>
Oct. 13	Arkansas *	L, 3-0
<b>OCT. 15</b>	<b>OLE MISS *</b>	<b>L, 3-0</b>
Oct. 18	Auburn *	W, 3-1
Oct. 22	Alabama *	L, 3-2
Oct. 27	#4 Florida *	L, 3-0
<b>OCT. 29</b>	<b>AUBURN *</b>	<b>L, 3-1</b>
Nov. 3	Tennessee *	W, 3-1
Nov. 5	#6 Kentucky *	L, 3-1
<b>NOV. 8</b>	<b>MISSOURI *</b>	<b>L, 3-2</b>
<b>NOV. 12</b>	<b>ARKANSAS *</b>	<b>L, 3-1</b>
<b>NOV. 17</b>	<b>ALABAMA *</b>	<b>W, 3-1</b>
Nov. 19	Texas A&M *	L, 3-0
Nov. 22	Ole Miss *	7:30 p.m.
<b>NOV. 24</b>	<b>MISSISSIPPI STATE *</b>	<b>7 P.M.</b>

### TABLE OF CONTENTS

- ✓ Quick facts, notes (pgs. 1-3)
- ✓ SEC Standings and Stats (pg. 4)
- ✓ The Last Time... (pg. 5)
- ✓ Match-by-match starters, leaders (pg. 6)
- ✓ Season/SEC Stats, Match Highs (pgs. 7-10)
- ✓ Record Book (pgs. 11-17)
- ✓ Hampton Bio/Player Pages (pgs. 18-24)

### PROJECTED STARTERS



### ROSTER

#	NAME	HT	POSITION	YR	EXP	HOMETOWN (LAST SCHOOL)
1	Claire Edwards	6-2	MB	So.	1L	Columbia, S.C. (River Bluff)
3	Jess Vastine	6-0	LS/OH	Fr.	HS	Tempe, Ariz. (Millenium)
5	Aubrey Ezell	5-8	DS/L	Jr.	2L	Granbury, Texas (Granbury)
6	Courtney Koehler	5-11	Setter	So.	1L	Asheville, N.C. (A.C. Reynolds)
7	Brooke Gostomski	6-0	LS/OH	Fr.	HS	Muskego, Wis. (Muskego)
8	Mikayla Shields	6-0	RS/OH	So.	1L	Orlando, Fla. (Lake Nona)
9	Ellie Popelka	6-2	MB/RS	Fr.	HS	Williamsburg, Va. (Jamestown)
10	Emma Lock	5-9	DS/L	R-So.	1L	Lee's Summit, Mo. (Lee's Summit)
11	Mikayla Robinson	6-2	MB	Fr.	HS	West Dundee, Ill. (Harvest Christian Academy)
12	Courtney Furlong	6-3	LS/OH	Jr.	2L	Oviedo, Fla. (Oviedo)
15	Jesse Turner	6-2	RS/OH	Jr.	2L	Austin, Texas (Westlake)
16	Savannah Murray	5-9	DS/L	So.	1L	St. Augustine, Fla. (Bartram Trail)
20	Alicia Starr	6-0	LS/OH	So.	1L	Blue Springs, Mo. (Blue Springs)
22	Abreia Epps	6-0	LS/OH	Sr.	1L	Columbia, S.C. (UNC-Charlotte)
23	Callie Brown	6-1	MB/RS	Jr.	2L	Summerfield, N.C. (Rockingham County)
25	Courtney McKeag	6-0	RS/OH	R-Jr.	1L	San Juan Capistrano, Calif. (San Juan Hills)

All times are Eastern (dates and times subject to change)  
 Home matches in **BOLD**

% - Gamecock Invitational || ⚡ - Duke Invitational || # - Carolina Classic ||  
 \$ - Clemson Challenge || \* SEC Match

### GAMECOCK STAFF

- Interim Head Coach .....Dottie Hampton
- Alma Mater .....Purdue, 1998
- Overall Coaching Record (Years) ..... 18-24 (2nd)
- Record at Carolina (Years) .....3-10 (1st)
- Associate Head Coach ..... Shonda Cole
- Alma Mater ..... South Carolina
- Year at Carolina .....4th
- Assistant Coach .....Adrianna Culbert
- Alma Mater ..... Colorado State
- Year at Carolina .....1st
- Head Athletic Trainer ..... Jenn Herod
- Volunteer Assistant .....Julian Welsh-White
- Director of Operations .....Alyssa Taylor
- Graduate Assistant .....Maddie Hills

## QUICK FACTS

Location ..... Columbia, S.C.  
 Founded ..... 1801  
 Enrollment ..... 32,972  
 Colors ..... Garnet (PMS 202C) & Black  
 Nickname ..... Gamecocks  
 Mascot ..... Cockey  
 Affiliation ..... NCAA Division I  
 Conference ..... Southeastern (SEC)  
 President ..... Dr. Harris Pastides  
 Athletics Director ..... Ray Tanner  
 Senior Associate AD/SWA ..... Judy Van Horn  
 Home Court (Capacity) ..... Carolina VB Center (1,600)  
 2016 Record ..... 18-12  
 2016 Conference Record ..... 6-12  
 2016 Conference Finish ..... 9th  
 Starters Returning/Lost +Libero ..... 3/3 + Libero  
 Letterwinners Returning/Lost ..... 12/5  
 Newcomers ..... 4

## MEDIA INFORMATION

Director of Media Relations ..... Steve Fink  
 Asst. Director/Volleyball Contact ..... Joe Kepler  
 Office Phone ..... (803) 777-5539  
 Email ..... keplerj@mailbox.sc.edu  
 Personal Phone ..... (716) 254-1711  
 Office Fax ..... (803) 777-2967  
 Department Website ..... GamecocksOnline.com  
 Dept. Facebook ..... /GamecocksOnline  
 Dept. Twitter ..... @GamecocksOnline  
 Mailing Address ..... 1304 Heyward St.  
 Rice Athletics Center Columbia, S.C. 29208

## PRONUNCIATION GUIDE

ABREIA Epps ..... Ah-bree-Ah  
 Aubrey EZELL ..... E-Zell  
 Brooke GOSTOMSKI ..... Gahs-tom-skee  
 Courtney KOEHLER ..... Kay-ler  
 Courtney MCKEAG ..... Mc-KEG  
 Ellie POPELKA ..... Po-PELL-ka  
 Jess VASTINE ..... Vass-Tyne

## ABBREVIATIONS

When needing to abbreviate South Carolina for your scoreboard or broadcast boxes, the preferred abbreviations are S. Carolina or SC. Please refrain from using USC or SCAR when referring to the University of South Carolina. Proper logos and wordmarks can be emailed for use by any media outlet upon request. Thank you.

## SOCIAL MEDIA



Twitter/Snapchat/Instagram ..... @GamecockVolley  
 Facebook ..... /GamecockVolleyball

## ON THE AIR



TV ..... SEC Network+

## NOTEWORTHY

### SCOUTING OLE MISS

Ole Miss comes into the week with a 16-14 overall record and a 7-10 mark in SEC play. Despite the loss of key contributors like Katie Cather (.351 hitting percentage, 251 kills) and setter Aubrey Edie (the program's all-time assists leader) to graduation, the Rebels have found success riding the arms of three six-rotation outside hitters. Seniors Lexi Thompson and Kate Gibson combine for 5.89 kills and 5.72 digs per set, and right side hitter Emily Stroup has made the jump in year two in Oxford and leading the team with 3.18 kills per set. Defensively, Ole Miss ranks second in the conference with 16.08 digs per set, with libero Caroline Adams leading the effort with 3.82 per set. At the net, the Rebels are averaging two blocks per set, led by sophomore Nayo Warnell's 0.92 per set average.

### LAST TIME VS. OLE MISS...

South Carolina lost a 3-0 decision to Ole Miss at the Carolina Volleyball Center on Oct. 15, 25-21, 25-22, 25-19. The Gamecocks committed fewer attack errors than the Rebels, but Ole Miss - the SEC leader in digs at the time - were able to pass up 50 balls over the three sets to limit the Gamecocks' hitting percentage to just .168. The previous high for opponent digs in a three-set match this season was 40, by North Florida. Thompson led the Rebels with 16 kills, and Thompson posted a double-double with 11 kills and 14 digs.

### TALE OF THE TAPE

SOUTH CAROLINA	CATEGORY	OLE MISS
12-16 (5-11)	Record (Conference)	16-14 (7-10)
3457	Attacks	4224
.229	Hitting Percentage	.205
12.16	Kills Per Set	13.14
11.44	Assists Per Set	12.21
13.14	Digs Per Set	16.08
2.15	Blocks Per Set	2.09
1.21	Aces Per Set	1.01

### SCOUTING MISSISSIPPI STATE

The Bulldogs brought a large contingent of newcomers into the season, as the program lost five starters from 2016 and welcomed in 10 new student-athletes for third-year head coach David McFatrach. That has come with growing pains in SEC play, with MSU still winless through 16 matches entering the final week and has taken just five sets total in conference play. Pacing the offense are returning letterwinners Jelena Vujcin (3.47 kills per set) and Kris Carr (2.71 kills), with freshman Sara Maddox adding in 2.36 kills per set from the right side. Defensively, freshmen middles Laura Rose Gray and Liv Benner lead the team in blocks, and senior DS/libero Peyton Harris leads the team with 3.05 digs per set. The Bulldogs rank fourth in the SEC for service aces, but dead last in team hitting percentage and opponent hitting percentage.

### LAST TIME VS. MISSISSIPPI STATE...

South Carolina volleyball opened the SEC season with a 3-2 win at Mississippi State on Sept. 22, 19-25, 25-17, 26-24, 22-25, 15-6. The team opened the conference slate with a road win for the first time since 2003. South Carolina out-blocked Mississippi State 10-2 for the night, and the Bulldogs hit just .079 in the match, the lowest by a Gamecock opponent since Gardner-Webb on Sept. 17, 2016. Mikayla Shields and Aubrey Ezell each went over 20 digs in the match, but 18 service errors from the Gamecocks kept the Bulldogs hanging around until a convincing 15-6 win in the fifth set.

### TALE OF THE TAPE

SOUTH CAROLINA	CATEGORY	MISS. STATE
12-16 (5-11)	Record (Conference)	9-22 (0-16)
3457	Attacks	3572
.229	Hitting Percentage	.156
12.16	Kills Per Set	11.3
11.44	Assists Per Set	10.6
13.14	Digs Per Set	12.0
2.15	Blocks Per Set	1.69
1.21	Aces Per Set	1.26

### WEEKEND NOTABLES (ALABAMA/TEXAS A&M)

- The Gamecocks penned in Alabama's outside hitters, limiting their four pins to a .074 attack percentage.
- Mikayla Shields set the program's all-time sophomore kills record against Alabama, passing Shonda Cole's record of 379 set back in 2004.
- Courtney Koehler's 14 digs against Alabama are a career high, surpassing her previous best of 11.
- Claire Edwards led the team with six blocks (three solo) against the Crimson Tide. She tied the program's rally-scoring record for most solo blocks in a four-set match.
- Mikayla Shields' six aces at Texas A&M are the second-most for a three-set match in the rally-scoring era and ties her career high.
- Aubrey Ezell's 20 digs at A&M are the most by a Gamecock in a three-set match this season. The junior libero now has seven 20-dig matches this season.



## NOTEWORTHY

### AUBREY ACE-ZELL

The junior is the first Gamecock to crack the top 10 for career aces since 2002, as her 134 aces put her sixth in program history. So far this season, she has 12 matches with two or more aces, and she is one away from matching her personal best for a season and four away from tying the record for most aces by a junior in the rally-scoring era. Currently, the Granbury, Texas native leads the SEC with her 46 aces, and **ranks 20th nationally with 0.46 per set.**

### SHIELD-BEARER

Mikayla Shields is following up a record-breaking freshman season with an even better sophomore campaign in 2017. The Orlando, Fla. native has upped her kills per set from 3.25 to 3.69, and already doubled her entire 2016 total for digs and ranks second on the team with a 2.44 average per set. Through 28 matches, she has 10 double-doubles, 10th in the SEC.

On Nov. 8 against Missouri, Shields set a career high with 29 kills, and on Nov. 12 she broke 700 career kills. She is just the third sophomore in the program's 45-year history to make it to 700 kills in just her first two seasons. The others were all-time kills leader Lori Rowe (in 1984), and current associate head coach Shonda Cole (in 2004).

### EZELL JOINS AN EXCLUSIVE CLUB

Aubrey Ezell passed 1,000 career digs at Texas A&M on Sunday, making her the fourth player in the program's 45-year history to reach 2,000 assists, 1,000 digs and 100 aces in a career. The last Gamecock to achieve the three milestones was Megan Hosp (1999-02), Ashley Edlund (1995-98) and Jodi Thompson (1991-94) round out the exclusive quartet.

### ROBINSON NEARS BLOCK RECORDS IN NOVEMBER

The Gamecocks knew they had a gem with the arrival of consensus top-25 recruit Mikayla Robinson this summer, and the freshman middle has developed into one of the top young blockers in the conference. She leads all SEC freshmen with 1.01 blocks per set. On a team level, her 108 total blocks are 39 more than any other Gamecock this season, and broke Megan Laughlin's 2007 record for total blocks by a freshman. Also, her 16 solo blocks already ranks fifth in the rally-scoring era for a single season. She hasn't just been strong defensively, as her 2.29 kills per set rank second on the team and she leads the team with a .318 hitting percentage.

### TRENDING TOPICS

*Over the last five matches...*

- The Gamecocks are 1-4, with two losses at home
- The offense is hitting .226, but the defense is allowing opponents to hit .285.
- The two Mikaylas (Robinson and Shields) have been nearly unstoppable, combining to average 5.90 kills per set.
- The team has found more consistent offense from its left-side pins, with Courtney Furlong and Abreia Epps combining for 4.18 kills per set.

### WHEN THE GAMECOCKS WIN...

- The team is out-hitting the opposition .303 to .179, and committing 1.30 fewer attack errors per set than in losses.
- Physicality at the net has been the biggest key to winning and losing. In 12 wins, the team averages 2.53 blocks per set while opponents have just 1.36.
- The offense features the middle attackers much more in wins. Starting middles Mikayla Robinson and Claire Edwards combine for 4.60 kills in wins, but just 3.52 with a .197 hitting percentage in losses.

### WHEN THE GAMECOCKS LOSE...

- The offense is hitting just .178 in losses, opponents are hitting .250.
- Unforced errors cost the team; when totaling unblocked attack errors, ball handling errors, block errors and service errors, Carolina averages 7.78 per set in losses.
- This year, the team has a 9-10 record when winning the first set, after going 16-1 last season.
- Tough service has almost no bearing on the team's success; the team is just 2-6 when it records more aces than its opponents, and 5-10 when committing fewer service errors.

### MILESTONE TRACKER

Here are some stats to track heading into the week...

PLAYER	MILESTONE	CURRENT TOTAL	NEEDED
Aubrey Ezell	Enter Top 5 for Single-Season Aces	46	1
	Move up to 5th in Career Aces	134	28
	Enter Career Assist Top 10	2008	32
	Move up to 3rd in single-season digs*	485	13
Mikayla Robinson	Move up to 8th for career digs	1012	37
	Enter Top 5 for Single-Season Solo Blocks*	16	1
	Enter Top 5 for Single-Season Block Assists*	92	3
Mikayla Shields	Enter Top 5 for Single-Season Total Blocks*	108	6
	Move up to 9th for Career Kills*	734	13
	Enter Top 10 for Career Solo Blocks*	22	7
Courtney Koehler	Enter Top 10 for Career Points*	841.5	2
	Enter Top 5 for Single-Season Assists*	1030	39
	Move to Sixth in Career Assists*	1418	117

\* - Denotes Rally-Scoring Era Records

### ALL-TIME RECORDS

- South Carolina holds a 797-628 (.561) all-time record, dating back to 1973.
- The Gamecocks joined the SEC for volleyball in 1991, and have an all-time conference record of 185-261 (.417).
- In matches in the Carolina Volleyball Center, Carolina 190-110 (.638) overall and 95-93 (.511) in SEC matches.
- Dottie Hampton was elevated to interim head coach on Oct. 4, 2017, she is the 12th head coach in program history. She earned her first win as the interim on Oct. 18 at Auburn.

### THE SUMMER OF SHIELDS

Sophomore Mikayla Shields expanded her skills over the summer thanks to a stint with Team U.S.A. In April, she was named to the junior national team roster, and won gold with the team at the U20 Pan American Cup in Costa Rica. She was also invited to training camp for the FIVB U20 World Championships, but did not make the 12-woman roster. Shields is the first Gamecock to earn experience on the national team since 2006, when current assistant coach Shonda Cole competed for the U.S.A. National A2 Team in 2005 and 2006.



## SOUTHEASTERN CONFERENCE STANDINGS (11/18)

	SEC	Pct.	All	Pct.	Home	Away	Neutral	Last 10	Streak
Florida	15-1	.938	23-1	.958	13-1	8-0	2-0	9-1	W9
Kentucky	15-1	.938	24-3	.889	13-1	8-2	3-0	9-1	W5
Missouri	12-4	.750	19-10	.655	5-2	8-5	6-3	7-3	W2
LSU	10-6	.625	19-8	.704	7-2	7-6	5-0	6-4	L1
Georgia	9-7	.563	19-10	.655	10-4	7-4	2-2	7-3	W1
Arkansas	8-8	.500	18-10	.643	9-2	6-6	3-2	6-4	L1
Auburn	8-8	.500	15-10	.600	7-5	5-4	3-1	4-6	W1
Ole Miss	7-10	.412	16-14	.533	11-6	4-7	1-1	4-6	L2
Alabama	6-10	.375	18-12	.600	10-4	5-7	3-1	4-6	W1
South Carolina	5-11	.313	12-16	.429	6-8	5-5	1-3	3-7	L1
Texas A&M	5-11	.313	8-15	.348	6-8	1-7	1-0	3-7	W1
Tennessee	5-12	.294	12-14	.462	9-5	2-8	1-1	3-7	L1
Mississippi State	0-16	.000	9-22	.290	5-11	1-9	3-2	0-10	L16

## RECORD BREAKDOWN

Overall .....	12-16	Winning set two.....	10-2	Hitting equal.....	0-0
Conference.....	5-11	Losing set two .....	2-15	More assists than opposition.....	9-4
vs. Ranked Teams.....	0-0	Winning set three.....	11-2	Less assists than opposition.....	2-12
Home.....	6-8	Losing set three .....	1-14	Assists equal .....	1-0
Away .....	5-5	Winning set four .....	5-3	More aces than opposition.....	2-6
Neutral.....	1-3	Losing set four.....	1-9	Less aces than opposition.....	7-9
August.....	3-0	Three-set matches.....	6-4	Aces equal .....	3-1
September .....	5-6	Four-set matches .....	5-7	More service errors than opposition.....	6-4
October.....	2-6	Five-set matches .....	1-5	Less service errors than opposition.....	5-10
November .....	2-4	More kills than opposition .....	9-2	Service errors equal.....	1-2
December.....	0-0	Less kills than opposition .....	3-13	More digs than opposition .....	10-3
Sundays.....	1-6	Kills equal .....	0-1	Less digs than opposition .....	1-12
Monday.....	0-0	More hitting errors than opposition .....	2-8	Digs equal .....	1-1
Tuesday.....	0-0	Less hitting errors than opposition .....	10-7	More total blocks than opposition.....	10-8
Wednesday.....	1-1	Hitting errors equal .....	0-1	Less total blocks than opposition.....	2-8
Thursday.....	0-0	More attacks than opposition .....	3-6	Total blocks equal.....	0-0
Friday .....	6-7	Less attacks than opposition .....	9-9	Wearing Garnet.....	1-4
Saturday.....	4-2	Attacks equal .....	0-1	Wearing Black .....	5-3
Winning set one.....	9-10	Out-hitting opposition.....	11-3	Wearing White.....	5-9
Losing set one .....	3-6	Out-hit by opposition .....	1-13	Wearing Pink .....	1-0

## SEC/NCAA STATISTICAL RANKINGS (11/20)

NCAA Team Rankings			NCAA Individual Rankings				SEC Team Rankings (SEC Only)		
Category	Figure	Rank	Stat	Athlete	Figure	Rank	Category	Figure	Rank
Hitting Percentage	.229	86th	Kills/Set	Mikayla Shields	3.64	106th	Hitting Percentage	.205	8th
Opp. Hitting Percentage	.221	241th	Hitting Pct.	-	-	-	Opp. Hitting Percentage	.243	12th
Assists/Set	11.44	210th	Assists/Set	Courtney Koehler	9.54	130th	Assists/Set	11.14	11th
Kills/Set	12.16	222nd	Blocks/Set	Mikayla Robinson	1.01	186th	Kills/Set	11.83	12th
Blocks/Set	2.15	125th	Aces/Set	Aubrey Ezell	0.43	31st	Blocks/Set	1.90	10th
Service Aces/Set	1.21	173rd	Digs/Set	Aubrey Ezell	4.49	103rd	Service Aces/Set	1.08	9th
Digs/Set	13.13	294th	Points/Set	Mikayla Shields	4.21	91st	Digs/Set	12.92	12th

SEC Team Rankings (Overall)			SEC Individual Top-10 Rankings (Overall)				SEC Individual Rankings (SEC Only)			
Category	Figure	Rank	Stat	Athlete	Figure	Rank	Stat	Athlete	Figure	Rank
Hitting Percentage	.229	7th	Kills/Set	Mikayla Shields	3.64	5th	Kills/Set	Mikayla Shields	3.55	4th
Opp. Hitting Percentage	.221	12th	Hitting Pct.	-	-	-	Hitting Pct.	-	-	-
Assists/Set	11.44	9th	Assists/Set	Courtney Koehler	9.54	7th	Assists/Set	Courtney Koehler	9.58	7th
Kills/Set	12.16	12th	Blocks/Set	Mikayla Robinson	1.01	10th	Blocks/Set	-	-	-
Blocks/Set	2.15	8th	Aces/Set	Aubrey Ezell	0.43	3rd	Aces/Set	Aubrey Ezell	0.33	5th
Service Aces/Set	1.21	8th	Digs/Set	Aubrey Ezell	4.49	4th	Digs/Set	Aubrey Ezell	4.53	4th
Digs/Set	13.13	12th	Points/Set	Mikayla Shields	4.21	5th	Points/Set	Mikayla Shields	4.10	5th

## THE LAST TIME THE TEAM...

Lost the first game in a win	Nov. 17, 2017 (Alabama)
Lost the first 2 games in a win	Nov. 4, 2016 (at Mississippi State)
Was down 2-1 in a win	Nov. 4, 2016 (at Mississippi State)
Won the first game in a loss	Nov. 8, 2017 (Missouri, 3-2)
Won the first two games in a loss	Sept. 7, 2013 (vs. Winthrop)
Was up 2-1 in a loss	Oct. 22, 2017 (at Alabama)
Beat a ranked opponent	Nov. 13, 2016 (vs. #21 Missouri, 3-1) <i>Previous: Sept. 17, 2006 (vs. #6 Florida, 3-1)</i>
Beat a top-10 opponent	Sept. 17, 2006 (vs. #6 Florida, 3-1)
Started a season 8-0	2016 (12-0) <i>Previous (2012, started 13-0)</i>
Opponent with < 40 points in a match*	Sept. 17, 2016 (vs. Gardner-Webb, 38) <i>Previous: Aug. 30, 2013 (vs. S.C. State, 36)</i>
Opponent with < 10 points in a set*	Sept. 9, 2016 (vs. Buffalo, 7) <i>Previous: Aug. 30, 2013 (vs. S.C. State, 9)</i>
Opponent with < 15 points in a set*	Sept. 29, 2017 (LSU, 15)
Longest SEC Win Streak	Sept. 27 - Oct. 25, 2002 (9)
Ranked in the top-25	Dec. 5, 2002
Highest ranking	18th (Nov. 22, 2002)

### KILLS/ATTACKS

75 or more kills	Nov. 11, 2007 (at Tennessee, 82)
85 or more kills	Nov. 2, 2007 (vs. Arkansas, 85)
95 or more kills	Nov. 7, 1986 (vs. North Carolina State, 99)
200 or more attacks	Nov. 13, 2010 (vs. Mississippi St., 220)
225 or more attacks	Nov. 11, 2007 (at Tennessee, 241)
Opponent had less than 20 kills	Aug. 30, 2013 (vs. S.C. State, 16)

### DIGS

80+ digs	Oct. 22, 2017 (at Alabama, 80)
90+ digs	Nov. 19, 2014 (at Tennessee, 91)
100+ digs	Sept. 10, 2011 (at College of Charleston, 101)

15+ blocks
20+ blocks
Outblocked and won

10+ aces
15+ aces
20+ aces

### BLOCKS

Oct. 3, 2016 (vs. Kentucky, 15.0)
Sept. 8, 2006 (vs. St. John's, 20.0)
Nov. 3, 2017 (at Tennessee, 4.0-3.0)

### ACES

Sept. 8, 2017 (vs. Miami (Ohio), 10)
Sept. 18, 2003 (vs. Santa Clara, 15)
Sept. 6, 1991 (vs. Jacksonville, 22)

### HITTING PERCENTAGE

Hit over .300 10 times in a season	2016 (11 times) <i>Previous: 2012 (13 times)</i>
Hit over .300	Nov. 8, 2017 (Missouri, .343)
Hit over .400	Sept. 16, 2017 (vs. Mercer, .406)
Hit over .500	Nov. 23, 2008 (vs. Mississippi State, .536)
Opponent hit over .300	Oct. 13, 2017 (Arkansas, .327)
Opponent hit over .350	Nov. 8, 2017 (Missouri, .406)
Opponent hit over .450	Nov. 26, 2014 (Florida, .450)
Opponent hit less than .100	Sept. 22, 2017 (Mississippi State, .079)
Hit less than .100	Nov. 19, 2017 (at Texas A&M, .085)
Hit less than .200	Nov. 19, 2017 (at Texas A&M, .085)
Hit less than .200 and won	Aug. 26, 2016 (at College of Charleston, .168)
Hit less than .150 and won	Nov. 7, 2004 (vs. Arkansas, .138)
Outhit the opponent and lost	Oct. 22, 2017 (at Alabama)
Was outhit and won	Oct. 1, 2017 (vs. Tennessee)
Opponent w/ negative total hitting %	Sept. 21, 2013 (vs. Presbyterian, -.011)

### ASSISTS

Nov. 2, 2007 (vs. Arkansas, 80)
Nov. 7, 1986 (vs. North Carolina St., 95)
N/A

\* In a standard 25-point game, best-of-five match

## THE LAST TIME A GAMECOCK HAD...

### KILLS

Five players with 10+ kills	Aug. 24, 2012 (vs. East Tennessee State)
Three players with 15+ kills	Sept. 5, 2008 (at Rhode Island)
Two players with 20+ kills	Oct. 18, 2015 (at Tennessee)
No player w/10+ kills	Nov. 19, 2017 (at Texas A&M)
20 or more kills	Nov. 3, 2017 (Mikayla Shields, 23 at Tennessee)
25 or more kills	Nov. 8, 2017 (Mikayla Shields, 29 vs. Missouri)
30 or more kills	Sept. 6, 2013 (Juliette Thevenin, 30 at Clemson)
20+ kills and 20+ digs	Sept. 6, 2014 vs. Furman (Taylr McNeil, 22 kills, 23 digs)
Had a triple-double	Sept. 16, 2005 vs. Houston (Iris Santos, 12 K, 57 A, 13 D)
Three players with a double-double	Sept. 1, 2017 (vs. UNCW) (Mikayla Shields 24K, 17D; Courtney Koehler 30A, 10D; Aubrey Ezell 17A, 15D)

### ATTACKS

50 or more attempts	Nov. 8, 2017 (Mikayla Shields, 50 vs. Missouri)
60 or more attempts	Oct. 4, 2013 (Juliette Thevenin, 61 vs. Arkansas)
70 or more attempts	Sept. 6, 2013 (Juliette Thevenin, 73 at Clemson)

### DIGS

Five players with 10+ digs	Sept. 1, 2017 (vs. UNCW)
Three players with 15+ digs	Sept. 1, 2017 (vs. UNCW)
Two players with 20+ digs	<i>Previous: Sept. 6, 2014 (vs. Furman)</i> Sept. 22, 2017 at Mississippi State (Mikayla Shields, 20 / Aubrey Ezell, 21) <i>Previous: Sept. 6, 2014 vs. Furman</i> Nov. 19 (Aubrey Ezell, 20 at Texas A&M)
20 or more digs	Oct. 18 (Aubrey Ezell, 25 at Auburn)
25 or more digs	Nov. 23, 2014 (M. Christiaansen, 33 at Georgia)
30 or more digs	

10 or more total blocks
15 or more total blocks
3+ solo blocks
5+ solo blocks

3 or more aces
5 or more aces
6+ aces
7+ aces

.400 hitting percentage
.500 hitting percentage
.600 hitting percentage
.700 hitting percentage
.800 hitting percentage

50 or more assists
60 or more assists
70 or more assists
80+ assists
Two players with 20+ assists

### BLOCKS

Oct. 3, 2016 (Alicia Starr, 11 vs. Kentucky)
Sept. 6, 1991 (Libby Ralston, 16 vs. Jacksonville)
Nov. 18, 2017 (Claire Edwards, 3 vs. Alabama)
Sept. 11, 2010 (Teresa Stenlund, 5 vs. Lipscomb)

### ACES

Nov. 12, 2017 (Jess Vastine, Courtney Koehler, 3 vs. Arkansas)
Sept. 9, 2017 (Aubrey Ezell, 5 vs. Radford)
Nov. 19, 2017 (Mikayla Shields, 6 at Texas A&M)
Sept. 7, 2002 (Megan Hosp, 8 vs. Creighton)

### HITTING PERCENTAGE (Min. 10 Kills)

Nov. 12, 2017 (Abreia Epps, .406 vs. Arkansas)
Nov. 8, 2017 (Mikayla Robinson, .588 vs. Missouri)
Sept. 17, 2016 (Mikayla Shields, .638 vs. William & Mary)
Nov. 8, 2008 (Darian Dozier, .708 at Alabama)
Aug. 25, 2017 (Mikayla Robinson, .846 vs. Mercer)
<i>Previous: Sept. 17, 1983 (Lori Rowe, .870 vs. Appalachian St.)</i>

### ASSISTS

Nov. 8, 2017 (Courtney Koehler, 52 vs. Missouri)
Oct. 18, 2015 (Aubrey Ezell, 62 at Tennessee)
Sept. 24, 2000 (Megan Hosp, 72 vs. Arkansas)
Nov. 12, 1988 (Correll, 84 vs. G. Washington)
Oct. 28, 2016 (Courtney Koehler 23 / Aubrey Ezell 36 vs. LSU)

Box scores are only available from 1993 to the present. Limited historical records prior to 1993 were used to aid in the composition of team match records as well.



## MATCH-BY-MATCH STARTERS

DATE	OPPONENT	W/L	MB	MB	LS/OH	LS/OH	RS/OH	SETTER	LIBERO
8/25	Mercer	W, 3-0	Edwards	Robinson	Furlong	Starr	Shields	Koehler	Ezell
8/26	Troy	W, 3-0	Edwards	Robinson	Gostomski	Starr	Shields	Koehler	Ezell
8/26	North Florida	W, 3-0	Edwards	Robinson	Furlong	Starr	Shields	Koehler	Ezell
9/1	Northwestern	L, 3-1	Edwards	Robinson	Furlong	Starr	Shields	Koehler	Ezell
9/1	UNCW	L, 3-1	Starr	Robinson	Furlong	Lock	Shields	Koehler	Ezell
9/2	Duke	W, 3-1	Starr	Robinson	Epps	Lock	Shields	Koehler	Ezell
9/8	Eastern Kentucky	W, 3-0	Edwards	Robinson	Vastine	Starr	Shields	Koehler	Ezell
9/8	Miami (Ohio)	L, 3-2	Starr	Robinson	Furlong	Vastine	Shields	Koehler	Ezell
9/9	Radford	L, 3-2	Starr	Robinson	Furlong	Epps	Shields	Koehler	Ezell
9/15	Georgia Southern	W, 3-0	Edwards	Robinson	Vastine	Starr	Shields	Koehler	Ezell
9/16	Texas Tech	L, 3-1	Edwards	Robinson	Vastine	Starr	Lock	Koehler	Ezell
9/16	Clemson	W, 3-0	Edwards	Robinson	Vastine	Starr	Shields	Koehler	Ezell
9/22	Mississippi State	W, 3-2	Edwards	Robinson	Vastine	Starr	Shields	Koehler	Ezell
9/29	LSU	L, 3-1	Edwards	Robinson	Lock	Starr	Shields	Koehler	Ezell
10/1	Tennessee	W, 3-1	Edwards	Robinson	Vastine	Starr	Shields	Koehler	Ezell
10/6	Georgia	L, 3-2	Edwards	Robinson	Vastine	Starr	Shields	Koehler	Ezell
10/13	Arkansas	L, 3-0	Edwards	Robinson	Vastine	Starr	Shields	Koehler	Ezell
10/15	Ole Miss	L, 3-0	Edwards	Robinson	Vastine	Starr	Shields	Koehler	Ezell
10/18	Auburn	W, 3-1	Edwards	Robinson	Vastine	Starr	Shields	Koehler	Ezell
10/22	Alabama	L, 3-2	Edwards	Robinson	Vastine	Starr	Shields	Koehler	Ezell
10/27	#4 Florida	L, 3-0	Edwards	Robinson	Vastine	Starr	Shields	Koehler	Ezell
10/29	Auburn	L, 3-1	Edwards	Robinson	Vastine	Furlong	Shields	Koehler	Ezell
11/3	Tennessee	W, 3-1	Edwards	Robinson	McKeag	Furlong	Shields	Koehler	Ezell
11/5	#6 Kentucky	L, 3-1	Edwards	Robinson	McKeag	Furlong	Shields	Koehler	Ezell
11/8	Missouri	L, 3-2	Edwards	Robinson	McKeag	Furlong	Shields	Koehler	Ezell
11/12	Arkansas	L, 3-1	Edwards	Robinson	McKeag	Furlong	Shields	Koehler	Ezell
11/17	Alabama	W, 3-1	Edwards	Robinson	McKeag	Furlong	Shields	Koehler	Ezell
11/19	Texas A&M	L, 3-0	Edwards	Robinson	McKeag	Furlong	Shields	Koehler	Ezell

## MATCH-BY-MATCH INDIVIDUAL LEADERS

DATE	OPPONENT	W/L	HIGH KILLS	HIGH ASSISTS	HIGH ACES	HIGH DIGS	HIGH BLOCKS
8/25	Mercer	W	Robinson (12)	Koehler (30)	Shields (2)	Ezell (19)	Edwards (3)
8/26	Troy	W	Robinson (10)	Koehler (32)	Three with (1)	Ezell (7)	Robinson (4)
8/26	North Florida	W	Furlong (10)	Koehler (35)	Lock (2)	Ezell (14)	Edwards (7)
9/1	Northwestern	L	Shields (14)	Koehler (35)	Edwards, Gostomski (1)	Ezell (18)	Edwards (6)
9/1	UNCW	L	Shields (24)	Koehler (30)	Lock (2)	Shields (17)	Shields, Starr (4)
9/2	Duke	W	Shields (26)	Koehler (47)	Four with (1)	Ezell (18)	Starr (7)
9/8	Eastern Kentucky	W	Shields (12)	Koehler (40)	Ezell (5)	Ezell (18)	Robinson (6)
9/8	Miami (Ohio)	L	Shields (26)	Koehler (42)	Ezell (6)	Ezell (22)	Three with (2)
9/9	Radford	L	Shields, Robinson (14)	Koehler (37)	Ezell (5)	Ezell (19)	Robinson (3)
9/15	Georgia Southern	W	Three with (9)	Koehler (30)	Edwards, Ezell (2)	Ezell (14)	Robinson (5)
9/16	Texas Tech	L	Edwards (13)	Koehler (32)	Vastine, Ezell (2)	Ezell (25)	Edwards (6)
9/16	Clemson	W	Shields (10)	Koehler (27)	Ezell (2)	Ezell (7)	Robinson (7)
9/22	Mississippi State	W	Shields (15)	Koehler (43)	Koehler (2)	Ezell (21)	Starr (5)
9/29	LSU	L	Starr, Shields (10)	Koehler (40)	Gostomski (2)	Ezell (20)	Three with (2)
10/1	Tennessee	W	Shields (21)	Koehler (50)	Ezell (2)	Ezell (25)	Robinson (4)
10/6	Georgia	L	Shields (17)	Koehler (32)	Koehler, Ezell (3)	Ezell (18)	Robinson (6)
10/13	Arkansas	L	Shields (8)	Koehler (23)	Edwards (1)	Shields (10)	Koehler, Robinson (3)
10/15	Ole Miss	L	Robinson (10)	Koehler (29)	Five with (1)	Ezell (17)	Edwards (5)
10/18	Auburn	W	Robinson, Shields (13)	Koehler (41)	Koehler (2)	Ezell (25)	Robinson (5)
10/22	Alabama	L	Shields (19)	Koehler (49)	Ezell (3)	Ezell (18)	Robinson (5)
10/27	#4 Florida	L	Epps (7)	Koehler (17)	Ezell (1)	Ezell (13)	Robinson (3)
10/29	Auburn	L	Shields (17)	Koehler (33)	Ezell (3)	Ezell (17)	Robinson (9)
11/3	Tennessee	W	Shields (23)	Koehler (54)	Four with (1)	Ezell (20)	Robinson (3)
11/5	#6 Kentucky	L	Epps, Robinson (10)	Koehler (41)	Shields (1)	Ezell (16)	Robinson (4)
11/8	Missouri	L	Shields (29)	Koehler (52)	Ezell (3)	Ezell (19)	Shields (4)
11/12	Arkansas	L	Shields (13)	Koehler (41)	Koehler, Vastine (3)	Ezell (16)	Robinson (5)
11/17	Alabama	W	Shields (18)	Koehler (45)	Shields (1)	Ezell (17)	Edwards (6)
11/19	Texas A&M	L	Robinson (8)	Koehler (23)	Shields (6)	Ezell (20)	Furlong, Robinson (3)

## SEASON STATISTICS

Overall record: 12-16 Conf: 5-11 Home: 6-8 Away: 5-5 Neutral: 1-3

#	Player	sp	Attack					Set		Serve			Dig		Blocking					points		
			k	k/s	e	ta	pct	a	a/s	sa	se	sa/s	re	dig	dig/s	bs	ba	total	blk/s		be	bhe
8	Mikayla Shields	108	393	3.64	122	959	.283	24	0.22	19	42	0.18	19	263	2.44	17	52	69	0.64	12	3	455.0
11	Mikayla Robinson	107	245	2.29	86	500	.318	5	0.05	0	0	0.00	1	8	0.07	16	92	108	1.01	6	0	307.0
1	Claire Edwards	93	156	1.68	75	392	.207	2	0.02	12	39	0.13	0	33	0.35	14	55	69	0.74	4	3	209.5
20	Alicia Starr	82	147	1.79	54	451	.206	16	0.20	3	13	0.04	14	94	1.15	5	45	50	0.61	6	0	177.5
22	Abreia Epps	76	141	1.86	76	412	.158	2	0.03	0	0	0.00	5	27	0.36	0	11	11	0.14	7	0	146.5
6	Courtney Koehler	108	80	0.74	14	190	.347	103	9.54	21	22	0.19	0	203	1.88	9	33	42	0.39	10	32	126.5
12	Courtney Furlong	66	94	1.42	63	343	.090	5	0.08	3	1	0.05	7	49	0.74	4	34	38	0.58	7	0	118.0
3	Jess Vastine	80	35	0.44	20	138	.109	18	0.22	11	10	0.14	22	100	1.25	0	9	9	0.11	1	0	50.5
5	Aubrey Ezell	108	2	0.02	3	17	-.05	115	1.06	46	78	0.43	26	485	4.49	0	0	0	0.00	0	7	48.0
7	Brooke Gostomski	39	11	0.28	4	26	.269	2	0.05	7	5	0.18	5	28	0.72	0	1	1	0.03	0	0	18.5
10	Emma Lock	64	2	0.03	3	9	-.11	11	0.17	7	12	0.11	11	74	1.16	0	0	0	0.00	0	0	9.0
23	Callie Brown	6	3	0.50	2	11	.091	0	0.00	0	0	0.00	0	0	0.00	0	3	3	0.50	0	0	4.5
25	Courtney McKeag	30	2	0.07	0	5	.400	3	0.10	2	3	0.07	6	28	0.93	0	0	0	0.00	0	0	4.0
15	Jesse Turner	2	2	1.00	0	4	.500	0	0.00	0	1	0.00	0	0	0.00	0	0	0	0.00	0	0	2.0
16	Savannah Murray	20	0	0.00	0	0	.000	2	0.10	0	2	0.00	2	27	1.35	0	0	0	0.00	0	0	0.0
SOUTH CAROLIN		108	131	12.1	522	345	.229	123	11.4	131	228	1.21	156	141	13.1	65	335	232	2.15	53	45	1676.
Opponents		108	137	12.7	578	361	.221	127	11.7	156	257	1.44	131	140	12.9	54	267	187	1.74	46	28	1718.

Team Statistics	SC	OPP
<b>ATTACK</b>		
Kills	1313	1375
Errors	522	578
Total Attacks	3457	3611
Attack Pct	.229	.221
Kills/Set	12.2	12.7
<b>SET</b>		
Assists	1235	1272
Attempts	3458	3569
Assist Pct	.357	.356
Assists/Set	11.4	11.8
<b>SERVE</b>		
Aces	131	156
Errors	228	257
Attempts	2352	2366
Serve Pct	.903	.891
Aces/Set	1.2	1.4
<b>SERVE RECEPTIO</b>		
Errors	156	131
Errors/Set	1.4	1.2
Attempts	2109	2118
Reception Pct	.926	.938
<b>DEFENSE</b>		
Digs	1419	1403
Digs/Set	13.1	13.0
<b>BLOCKING</b>		
Block Solo	65	54
Block Assist	335	267
Total Blocks	232.5	187.5
Blocks/Set	2.2	1.7
Block Errors	53	46
Ball handling errors	45	28
<b>ATTENDANCE</b>		
Total	18538	10916
Dates/Avg Per Da	14/1324	10/1092
Neutral site #/Avg	4/180	-
Current win streak	0	-
Home win streak	1	-

Date	Opponent	Score	Score by set	Att.
#Aug 25	MERCER	3-0	25-17,26-24,25-19	1925
#Aug 26	TROY	3-0	25-18,25-20,25-22	1315
#Aug 26	NORTH FLORIDA	3-0	25-19,25-22,25-17	1804
Sept 1	vs Northwestern	L 1-3	25-13,18-25,18-25,19-25	107
Sept 1	vs UNCW	L 1-3	25-17,21-25,21-25,26-28	212
Sept 2	at Duke	3-1	19-25,25-20,25-21,25-16	808
&Sep 08	EASTERN KENTUCKY	3-0	25-20,25-19,26-24	1315
&Sep 08	MIAMI (OHIO)	L 2-3	25-21,20-25,25-15,22-25,1	1820
&Sep 09	RADFORD	L 2-3	25-12,18-25,13-25,25-22,9	1802
Sept 15	vs Georgia Southern	3-0	25-17,25-19,25-21	178
Sept 16	vs Texas Tech	L 1-3	25-21,25-27,16-25,23-25	223
Sept 16	at Clemson	3-0	25-15,25-21,25-17	918
*Sep 22	at Mississippi State	3-2	19-25,25-17,26-24,22-25,1	553
*Sep 29	LSU	L 1-3	25-15,17-25,15-25,20-25	1549
*Oct 01	TENNESSEE	3-1	25-23,17-25,27-25,25-17	1060
*Oct 06	GEORGIA	L 2-3	25-22,14-25,19-25,26-24,1	1454
*Oct 13	at Arkansas	L 0-3	19-25,15-25,14-25	1019
*Oct 15	OLE MISS	L 0-3	21-25,22-25,19-25	949
*Oct 18	at Auburn	3-1	25-19,27-25,22-25,25-19	450
*Oct 22	at Alabama	L 2-3	19-25,25-18,25-23,22-25,7	793
*Oct 27	at #4 Florida	L 0-3	17-25,16-25,17-25	2516
*Oct 29	AUBURN	L 1-3	25-20,27-29,18-25,22-25	819
*Nov 03	at Tennessee	3-1	25-22,23-25,25-18,25-21	814
*Nov 05	at #6 Kentucky	L 1-3	25-20,15-25,22-25,16-25	1908
*Nov 08	MISSOURI	L 2-3	25-19,20-25,23-25,25-22,1	761
*Nov 12	ARKANSAS	L 1-3	21-25,25-19,18-25,22-25	1073
*Nov 17	ALABAMA	3-1	20-25,25-22,25-23,26-24	892
*Nov 19	at Texas A&M	L 0-3	18-25,19-25,18-25	1137

% Gamecock Invitational

# Carolina Challenge

^ Campbell Invitational

& Carolina Classic

Record in 3-set matches:6-4 • Record in 4-set matches:5-7 • Record in 5-set matches:1-5

## CONFERENCE-ONLY STATISTICS

RECORD:	OVERALL	HOME	AWAY	NEUTRAL
ALL GAMES	5-11	2-6	3-5	0-0
CONFERENCE	5-11	2-6	3-5	0-0
NON-CONFERENCE	0-0	0-0	0-0	0-0

#	Player	sp	Attack				Set		Serve			Dig		Blocking					points			
			k	k/s	e	ta	pct	a	a/s	sa	se	sa/s	re	dig	dig/s	bs	ba	total		blk/s	be	bhe
8	Mikayla Shields	64	227	3.55	80	598	.246	14	0.22	14	21	0.22	13	155	2.42	8	27	35	0.55	7	0	262.5
11	Mikayla Robinson	64	143	2.23	51	293	.314	2	0.03	0	0	0.00	1	5	0.08	11	55	66	1.03	1	0	181.5
1	Claire Edwards	62	102	1.65	53	255	.192	0	0.00	4	25	0.06	0	16	0.26	9	25	34	0.55	3	2	127.5
22	Abreia Epps	58	115	1.98	59	323	.173	1	0.02	0	0	0.00	3	24	0.41	0	7	7	0.12	5	0	118.5
6	Courtney Koehler	64	47	0.73	9	110	.345	6	13	15	17	0.23	0	112	1.75	4	21	25	0.39	7	18	76.5
20	Alicia Starr	39	59	1.51	35	224	.107	5	0.13	1	6	0.03	6	38	0.97	2	16	18	0.46	4	0	70.0
12	Courtney Furlong	38	52	1.37	36	210	.076	4	0.11	0	0	0.00	5	10	0.26	2	19	21	0.55	4	0	63.5
5	Aubrey Ezell	64	0	0.00	1	6	-.16	53	0.83	21	49	0.33	18	290	4.53	0	0	0	0.00	0	5	21.0
3	Jess Vastine	55	8	0.15	5	37	.081	11	0.20	6	7	0.11	15	66	1.20	0	0	0	0.00	0	0	14.0
7	Brooke Gostomski	19	1	0.05	1	3	.000	1	0.05	4	2	0.21	0	15	0.79	0	0	0	0.00	0	0	5.0
25	Courtney McKeag	28	1	0.04	0	2	.500	3	0.11	2	2	0.07	6	27	0.96	0	0	0	0.00	0	0	3.0
23	Callie Brown	3	2	0.67	1	5	.200	0	0.00	0	0	0.00	0	0	0.00	0	1	1	0.33	0	0	2.5
10	Emma Lock	33	0	0.00	2	6	-.33	4	0.12	2	8	0.06	4	42	1.27	0	0	0	0.00	0	0	2.0
16	Savannah Murray	17	0	0.00	0	0	.000	2	0.12	0	2	0.00	1	27	1.59	0	0	0	0.00	0	0	0.0
TEAM		-	-	-	-	-	-	-	-	-	-	-	20	-	-	-	-	-	-	-	-	-
SOUTH CAROLIN		64	757	11.8	333	207	.205	713	11.1	69	139	1.08	92	827	12.9	36	171	121	1.90	31	25	947.5
Opponents		64	843	13.1	325	213	.243	779	12.1	92	161	1.44	69	862	13.4	33	174	120	1.88	23	16	1055.

Team Statistics	SC	OPP
<b>ATTACK</b>		
Kills	757	843
Errors	333	325
Total Attacks	2072	2134
Attack Pct	.205	.243
Kills/Set	11.8	13.2
<b>SET</b>		
Assists	713	779
Attempts	2063	2085
Assist Pct	.346	.374
Assists/Set	11.1	12.2
<b>SERVE</b>		
Aces	69	92
Errors	139	161
Attempts	1351	1446
Serve Pct	.897	.889
Aces/Set	1.1	1.4
<b>SERVE RECEPTIO</b>		
Errors	92	69
Errors/Set	1.4	1.1
Attempts	1285	1211
Reception Pct	.928	.943
<b>DEFENSE</b>		
Digs	827	862
Digs/Set	12.9	13.5
<b>BLOCKING</b>		
Block Solo	36	33
Block Assist	171	174
Total Blocks	121.5	120.0
Blocks/Set	1.9	1.9
Block Errors	31	23
Ball handling errors	25	16
<b>ATTENDANCE</b>		
Total	8557	9190
Dates/Avg Per Da	8/1070	8/1149
Neutral site #/Avg	0/0	-
Current win streak	0	-
Home win streak	1	-

Date	Opponent	Score	Score by set	Att.
*Sep 22	at Mississippi State	3-2	19-25,25-17,26-24,22-25,1	553
*Sep 29	LSU	L 1-3	25-15,17-25,15-25,20-25	1549
*Oct 01	TENNESSEE	3-1	25-23,17-25,27-25,25-17	1060
*Oct 06	GEORGIA	L 2-3	25-22,14-25,19-25,26-24,1	1454
*Oct 13	at Arkansas	L 0-3	19-25,15-25,14-25	1019
*Oct 15	OLE MISS	L 0-3	21-25,22-25,19-25	949
*Oct 18	at Auburn	3-1	25-19,27-25,22-25,25-19	450
*Oct 22	at Alabama	L 2-3	19-25,25-18,25-23,22-25,7	793
*Oct 27	at #4 Florida	L 0-3	17-25,16-25,17-25	2516
*Oct 29	AUBURN	L 1-3	25-20,27-29,18-25,22-25	819
*Nov 03	at Tennessee	3-1	25-22,23-25,25-18,25-21	814
*Nov 05	at #6 Kentucky	L 1-3	25-20,15-25,22-25,16-25	1908
*Nov 08	MISSOURI	L 2-3	25-19,20-25,23-25,25-22,1	761
*Nov 12	ARKANSAS	L 1-3	21-25,25-19,18-25,22-25	1073
*Nov 17	ALABAMA	3-1	20-25,25-22,25-23,26-24	892
*Nov 19	at Texas A&M	L 0-3	18-25,19-25,18-25	1137

% Gamecock Invitational  
 # Carolina Challenge  
 ^ Campbell Invitational  
 & Carolina Classic

Record in 3-set matches: 0-4  
 Record in 4-set matches: 4-4  
 Record in 5-set matches: 1-3



## INDIVIDUAL MATCH HIGHS

**ATTACK PERCENT (K-E-TA)** *Minimum 10 Kills*

.846 (12- 1-13)	Mikayla Robinson	vs Mercer (Aug 25, 2017)
.588 (12- 2-17)	Mikayla Robinson	vs Missouri (Nov 08, 2017)
.529 (10- 1-17)	Mikayla Shields	at Clemson (Sep 16, 2017)
.511 (26- 3-45)	Mikayla Shields	at Duke (Sept 2, 2017)
.500 (14- 3-22)	Mikayla Robinson	at Alabama (Oct 22, 2017)
.500 (12- 1-22)	Alicia Starr	at Duke (Sept 2, 2017)
.500 (10- 3-14)	Mikayla Robinson	vs Troy (Aug 26, 2017)
.480 (29- 5-50)	Mikayla Shields	vs Missouri (Nov 08, 2017)
.450 (10- 1-20)	Alicia Starr	vs Radford (Sep 09, 2017)
.444 (10- 2-18)	Mikayla Robinson	vs Ole Miss (Oct 15, 2017)

**KILLS 3-SETS (K-E-TA)**

12 (12- 1-13)	Mikayla Robinson	vs Mercer (Aug 25, 2017)
12 (12- 4-22)	Mikayla Shields	vs Eastern Kentucky (Sep 08, 2017)
10 (10- 3-20)	Courtney Furlong	vs North Florida (Aug 26, 2017)
10 (10- 1-17)	Mikayla Shields	at Clemson (Sep 16, 2017)
10 (10- 2-18)	Mikayla Robinson	vs Ole Miss (Oct 15, 2017)

**KILLS 4-SETS (K-E-TA)**

26 (26- 3-45)	Mikayla Shields	at Duke (Sept 2, 2017)
24 (24- 7-50)	Mikayla Shields	vs UNCW (Sept 1, 2017)
23 (23- 5-43)	Mikayla Shields	at Tennessee (Nov 03, 2017)
21 (21- 8-44)	Mikayla Shields	vs Tennessee (Oct 1, 2017)
18 (18- 3-41)	Mikayla Shields	vs Alabama (Nov 17, 2017)

**KILLS 5-SETS (K-E-TA)**

29 (29- 5-50)	Mikayla Shields	vs Missouri (Nov 08, 2017)
26 (26- 4-51)	Mikayla Shields	vs Miami (Ohio) (Sep 08, 2017)
19 (19- 8-57)	Mikayla Shields	at Alabama (Oct 22, 2017)
17 (17- 6-44)	Mikayla Shields	vs Georgia (10/6/17)
15 (15- 5-44)	Mikayla Shields	at Mississippi State (Sep 22, 2017)

**TOTAL ATTEMPTS 3-SETS (K-E-TA)**

32 ( 6- 6-32)	Mikayla Shields	at Texas A&M (Nov 19, 2017)
31 ( 8- 6-31)	Mikayla Shields	at Arkansas (Oct 13, 2017)
27 ( 8- 4-27)	Mikayla Shields	vs North Florida (Aug 26, 2017)
26 ( 8- 3-26)	Mikayla Shields	vs Ole Miss (Oct 15, 2017)
24 ( 4- 4-24)	Alicia Starr	vs Ole Miss (Oct 15, 2017)

**TOTAL ATTEMPTS 4-SETS (K-E-TA)**

50 (24- 7-50)	Mikayla Shields	vs UNCW (Sept 1, 2017)
46 (17- 6-46)	Mikayla Shields	vs Auburn (Oct 29, 2017)
45 (26- 3-45)	Mikayla Shields	at Duke (Sept 2, 2017)
44 (21- 8-44)	Mikayla Shields	vs Tennessee (Oct 1, 2017)
43 (23- 5-43)	Mikayla Shields	at Tennessee (Nov 03, 2017)

**TOTAL ATTEMPTS 5-SETS (K-E-TA)**

57 (19- 8-57)	Mikayla Shields	at Alabama (Oct 22, 2017)
51 (26- 4-51)	Mikayla Shields	vs Miami (Ohio) (Sep 08, 2017)
50 (29- 5-50)	Mikayla Shields	vs Missouri (Nov 08, 2017)
44 (15- 5-44)	Mikayla Shields	at Mississippi State (Sep 22, 2017)
44 (17- 6-44)	Mikayla Shields	vs Georgia (Oct 6, 2017)

**POINTS 3-SETS**

14.0 (12- 0- 2.0)	Mikayla Shields	vs Eastern Kentucky (Sep 08, 2017)
13.0 (10- 0- 3.0)	Mikayla Shields	at Clemson (Sep 16, 2017)
13.0 (12- 0- 1.0)	Mikayla Robinson	vs Mercer (Aug 25, 2017)
12.0 ( 9- 0- 3.0)	Mikayla Shields	vs Georgia Southern (Sep 15, 2017)
12.0 (10- 0- 2.0)	Mikayla Robinson	vs Troy (Aug 26, 2017)

**POINTS 4-SETS**

28.5 (26- 1- 1.5)	Mikayla Shields	at Duke (Sept 2, 2017)
26.0 (24- 0- 2.0)	Mikayla Shields	vs UNCW (Sept 1, 2017)
23.5 (21- 1- 1.5)	Mikayla Shields	vs Tennessee (Oct 1, 2017)
23.0 (23- 0- 0.0)	Mikayla Shields	at Tennessee (Nov 03, 2017)
21.5 (18- 1- 2.5)	Mikayla Shields	vs Alabama (Nov 17, 2017)

**POINTS 5-SETS**

33.0 (29- 1- 3.0)	Mikayla Shields	vs Missouri (Nov 08, 2017)
28.0 (26- 2- 0.0)	Mikayla Shields	vs Miami (Ohio) (Sep 08, 2017)
20.5 (17- 0- 3.5)	Mikayla Shields	vs Georgia (Oct 6, 2017)
20.5 (19- 0- 1.5)	Mikayla Shields	at Alabama (Oct 22, 2017)
17.0 (14- 0- 3.0)	Mikayla Robinson	at Alabama (Oct 22, 2017)

**ASSISTS 3-SETS**

40	Courtney Koehler	vs Eastern Kentucky (Sep 08, 2017)
35	Courtney Koehler	vs North Florida (Aug 26, 2017)
32	Courtney Koehler	vs Troy (Aug 26, 2017)
30	Courtney Koehler	vs Georgia Southern (Sep 15, 2017)
30	Courtney Koehler	vs Mercer (Aug 25, 2017)

**ASSISTS 4-SETS**

54	Courtney Koehler	at Tennessee (Nov 03, 2017)
50	Courtney Koehler	vs Tennessee (Oct 1, 2017)
47	Courtney Koehler	at Duke (Sept 2, 2017)
45	Courtney Koehler	vs Alabama (Nov 17, 2017)
41	Courtney Koehler	at Kentucky (Nov 05, 2017)

**ASSISTS 5-SETS**

52	Courtney Koehler	vs Missouri (Nov 08, 2017)
49	Courtney Koehler	at Alabama (Oct 22, 2017)
43	Courtney Koehler	at Mississippi State (Sep 22, 2017)
42	Courtney Koehler	vs Miami (Ohio) (Sep 08, 2017)
37	Courtney Koehler	vs Radford (Sep 09, 2017)

**DIGS 3-SETS**

20	Aubrey Ezell	at Texas A&M (Nov 19, 2017)
19	Aubrey Ezell	vs Mercer (Aug 25, 2017)
18	Aubrey Ezell	vs Eastern Kentucky (Sep 08, 2017)
17	Aubrey Ezell	vs Ole Miss (Oct 15, 2017)
14	Aubrey Ezell	vs North Florida (Aug 26, 2017)

**DIGS 4-SETS**

25	Aubrey Ezell	at Auburn (Oct 18, 2017)
25	Aubrey Ezell	vs Tennessee (Oct 1, 2017)
24	Aubrey Ezell	vs Texas Tech (Sep 16, 2017)
20	Aubrey Ezell	at Tennessee (Nov 03, 2017)
20	Aubrey Ezell	vs LSU (Sep 29, 2017)

**DIGS 5-SETS**

22	Aubrey Ezell	vs Miami (Ohio) (Sep 08, 2017)
21	Aubrey Ezell	at Mississippi State (Sep 22, 2017)
20	Mikayla Shields	at Mississippi State (Sep 22, 2017)
19	Aubrey Ezell	vs Missouri (Nov 08, 2017)
19	Mikayla Shields	vs Miami (Ohio) (Sep 08, 2017)

**ACES**

6	Mikayla Shields	at Texas A&M (Nov 19, 2017)
6	Aubrey Ezell	vs Miami (Ohio) (Sep 08, 2017)
5	Aubrey Ezell	vs Eastern Kentucky (Sep 08, 2017)
5	Aubrey Ezell	vs Radford (Sep 09, 2017)
3	Aubrey Ezell	at Alabama (Oct 22, 2017)
3	Courtney Koehler	vs Georgia (Oct 6, 2017)

**BLOCKS (BS-BA)**

9 ( 2- 7)	Mikayla Robinson	vs Auburn (Oct 29, 2017)
7 ( 1- 6)	Claire Edwards	vs North Florida (Aug 26, 2017)
7 ( 0- 7)	Alicia Starr	at Duke (Sept 2, 2017)
7 ( 0- 7)	Mikayla Robinson	at Clemson (Sep 16, 2017)
6 ( 3- 3)	Claire Edwards	vs Alabama (Nov 17, 2017)
6 ( 2- 4)	Mikayla Robinson	at Duke (Sept 2, 2017)
6 ( 2- 4)	Claire Edwards	vs Northwestern (Sept 1, 2017)
6 ( 0- 6)	Mikayla Robinson	vs Eastern Kentucky (Sep 08, 2017)
6 ( 0- 6)	Claire Edwards	vs Texas Tech (Sep 16, 2017)
6 ( 2- 4)	Mikayla Robinson	vs Georgia (Oct 6, 2017)

## TEAM MATCH HIGHS

## ATTACK PERCENT (K-E-TA)

.406 (34- 6- 69)	at Clemson (Sep 16, 2017)
.400 (42- 8- 85)	vs Mercer (Aug 25, 2017)
.343 (68-19-143)	vs Missouri (Nov 08, 2017)
.333 (43-14- 87)	vs Eastern Kentucky (Sep 08, 2017)
.327 (62-13-150)	at Duke (Sept 2, 2017)
.321 (69-19-156)	at Tennessee (Nov 03, 2017)
.311 (43-11-103)	vs North Florida (Aug 26, 2017)
.310 (36-10- 84)	vs Troy (Aug 26, 2017)
.304 (44-16- 92)	vs Georgia Southern (Sep 15, 2017)
.301 (64-18-153)	vs Tennessee (Oct 1, 2017)

## KILLS 3-SETS (K-E-TA)

44 (44-16- 92)	vs Georgia Southern (Sep 15, 2017)
43 (43-11-103)	vs North Florida (Aug 26, 2017)
43 (43-14- 87)	vs Eastern Kentucky (Sep 08, 2017)
42 (42- 8- 85)	vs Mercer (Aug 25, 2017)
36 (36-10- 84)	vs Troy (Aug 26, 2017)

## KILLS 4-SETS (K-E-TA)

69 (69-19-156)	at Tennessee (Nov 03, 2017)
64 (64-18-153)	vs Tennessee (Oct 1, 2017)
62 (62-13-150)	at Duke (Sept 2, 2017)
58 (58-25-170)	vs UNCW (Sept 1, 2017)
54 (54-24-142)	vs Alabama (Nov 17, 2017)

## KILLS 5-SETS (K-E-TA)

68 (68-19-143)	vs Missouri (Nov 08, 2017)
59 (59-26-176)	at Alabama (Oct 22, 2017)
56 (56-19-148)	at Mississippi State (Sep 22, 2017)
53 (53-21-135)	vs Miami (Ohio) (Sep 08, 2017)
48 (48-19-136)	vs Radford (Sep 09, 2017)

## TOTAL ATTEMPTS 3-SETS (K-E-TA)

106 (29-20-106)	at Texas A&M (Nov 19, 2017)
103 (43-11-103)	vs North Florida (Aug 26, 2017)
101 (32-15-101)	vs Ole Miss (Oct 15, 2017)
99 (28-19- 99)	at Arkansas (Oct 13, 2017)
92 (44-16- 92)	vs Georgia Southern (Sep 15, 2017)

## TOTAL ATTEMPTS 4-SETS (K-E-TA)

170 (58-25-170)	vs UNCW (Sept 1, 2017)
156 (69-19-156)	at Tennessee (Nov 03, 2017)
154 (50-25-154)	vs Texas Tech (Sep 16, 2017)
153 (64-18-153)	vs Tennessee (Oct 1, 2017)
150 (62-13-150)	at Duke (Sept 2, 2017)

## TOTAL ATTEMPTS 5-SETS (K-E-TA)

176 (59-26-176)	at Alabama (Oct 22, 2017)
148 (56-19-148)	at Mississippi State (Sep 22, 2017)
146 (43-31-146)	vs Georgia (Oct 6, 2017)
143 (68-19-143)	vs Missouri (Nov 08, 2017)
136 (48-19-136)	vs Radford (Sep 09, 2017)

## ASSISTS 3-SETS

43	vs Eastern Kentucky (Sep 08, 2017)
42	vs North Florida (Aug 26, 2017)
40	vs Georgia Southern (Sep 15, 2017)
39	vs Mercer (Aug 25, 2017)
34	vs Troy (Aug 26, 2017)

## ASSISTS 4-SETS

66	at Tennessee (Nov 03, 2017)
59	vs Tennessee (Oct 1, 2017)
58	at Duke (Sept 2, 2017)
52	vs UNCW (Sept 1, 2017)
52	at Auburn (Oct 18, 2017)

## ASSISTS 5-SETS

65	vs Missouri (Nov 08, 2017)
56	at Alabama (Oct 22, 2017)
52	at Mississippi State (Sep 22, 2017)
51	vs Miami (Ohio) (Sep 08, 2017)
43	vs Radford (Sep 09, 2017)

## DIGS 3-SETS

45	vs North Florida (Aug 26, 2017)
41	vs Ole Miss (Oct 15, 2017)
40	vs Georgia Southern (Sep 15, 2017)
39	vs Eastern Kentucky (Sep 08, 2017)
36	at Texas A&M (Nov 19, 2017)

## DIGS 4-SETS

77	vs UNCW (Sept 1, 2017)
70	at Tennessee (Nov 03, 2017)
69	at Auburn (Oct 18, 2017)
68	at Duke (Sept 2, 2017)
64	vs Tennessee (Oct 1, 2017)

## DIGS 5-SETS

80	at Alabama (Oct 22, 2017)
70	vs Miami (Ohio) (Sep 08, 2017)
68	at Mississippi State (Sep 22, 2017)
58	vs Radford (Sep 09, 2017)
49	vs Georgia (Oct 6, 2017)

## ACES

10	vs Miami (Ohio) (Sep 08, 2017)
9	vs Radford (Sep 09, 2017)
8	vs Georgia (Oct 6, 2017)
8	vs Missouri (Nov 08, 2017)
8	vs Arkansas (Nov 12, 2017)

## BLOCKS

14.0	vs Auburn (Oct 29, 2017)
13.0	vs Alabama (Nov 17, 2017)
13.0	vs Georgia (Oct 6, 2017)
13.0	at Duke (Sept 2, 2017)
12.0	vs North Florida (Aug 26, 2017)
12.0	vs Texas Tech (Sep 16, 2017)
12.0	at Clemson (Sep 16, 2017)
10.5	at Alabama (Oct 22, 2017)
10.0	at Mississippi State (Sep 22, 2017)
10.0	vs Eastern Kentucky (Sep 08, 2017)

## INDIVIDUAL MATCH RECORDS - RALLY SCORING ERA (SINCE 2001)

## KILLS

## 3-SET MATCHES

Rank	Name	Opponent (Date)	Kills
1.	Shonda Cole	Georgia (11/15/2006)	27
2.	Shonda Cole	Arkansas (10/27/2006)	22
3.	6x, Last: Juliette Thévenin	Montana (8/26/2011)	21

## 4-SET MATCHES

Rank	Name	Opponent (Date)	Kills
1.	Shonda Cole	Florida (9/17/2006)	35
2.	Shonda Cole	College of Charleston (11/22/2006)	29
	Shonda Cole	Tennessee (11/12/2006)	29
4.	Hannah Lawing	Harvard (9/12/2009)	28
5.	4x, Last: Mikayla Shields	Miami (Ohio) (9/8/17)	26

## 5-SET MATCHES

Rank	Name	Opponent (Date)	Kills
1.	Shonda Cole	TCU (8/25/2006)	37
2.	Shonda Cole	Auburn (9/15/2006)	36
	Shonda Cole	Clemson (8/31/2006)	36
4.	Shonda Cole	St. John's (9/8/2006)	32
5.	Shonda Cole	Alabama (10/1/2006)	31

## ATTACKS

## 3-SET MATCHES

Rank	Name	Opponent (Date)	Attacks
1.	Shonda Cole	Kentucky (10/7/2006)	52
2.	Juliette Thevenin	Montana (8/26/2011)	50
3.	Shonda Cole	College of Charleston (9/15/2005)	47
4.	Shonda Cole	Ole Miss (11/5/2006)	45
	Ivana Kujundzic	Tennessee (10/10/2008)	45

## 4-SET MATCHES

Rank	Name	Opponent (Date)	Attacks
1.	Shonda Cole	Tennessee (11/12/2006)	73
2.	Shonda Cole	North Carolina (11/27/2004)	72
3.	Shonda Cole	Florida (9/17/2006)	65
	Shonda Cole	Alabama (11/17/2006)	65
	Shonda Cole	College of Charleston (11/22/2006)	65

## 5-SET MATCHES

Rank	Name	Opponent (Date)	Attacks
1.	Juliette Thevenin	Clemson (9/6/2013)	73
	Juliette Thevenin	Alabama (11/16/2012)	73
3.	Shonda Cole	Auburn (9/15/2006)	71
4.	Ivana Kujundzic	Rice (9/11/2009)	70
5.	Shonda Cole	Auburn (10/22/2006)	68

## HITTING PERCENTAGE

## 3-SET MATCHES (MINIMUM 15 ATTACKS)

Rank	Name	Opponent (Date)	(K-E-A) Pct.
1.	Mikayla Robinson	Mercer (8/25/2017)	(12-1-13) .846
2.	Belita Salters	Mississippi State (11/23/2008)	(15-0-19) .789
3.	Sam Alban	Kentucky (9/20/2002)	(13-0-17) .765
4.	Megan Laughlin	South Carolina State (10/23/2008)	(11-0-15) .733
5.	Niece Curry	Santa Clara (9/1/2001)	(14-1-18) .722

## 4-SET MATCHES (MINIMUM 20 ATTACKS)

Rank	Name	Opponent (Date)	(K-E-A) Pct.
1.	Niece Curry	American (12/5/2002)	(18-1-22) .773
2.	Darian Dozier	Alabama (11/8/2015)	(17-0-24) .708
3.	Berna Dwyer	LSU (10/6/2002)	(17-0-25) .680
4.	Bethanie Thomas	Elon (9/3/2011)	(16-1-26) .577
5.	Juliette Thevenin	Robert Morris (9/21/2013)	(26-2-42) .571
	Darian Dozier	Texas A&M (10/6/2013)	(18-2-28) .571

## 5-SET MATCHES (MINIMUM 25 ATTACKS)

Rank	Name	Opponent (Date)	(K-E-A) Pct.
1.	Belita Salters	UNLV (8/30/2008)	(21-2-35) .543
2.	Meredith Moorehead	Kentucky (11/10/2006)	(15-2-25) .520
3.	Sarah Blomgren	Mississippi State (10/4/2015)	(20-2-33) .545
4.	Darian Dozier	Winthrop (9/5/2015)	(14-1-27) .481
5.	Mikayla Shields	Missouri (11/8/2017)	(29-5-50) .480

## ASSISTS

## 3-SET MATCHES

Rank	Name	Opponent (Date)	Assists
1.	Megan Hosp	Georgia (11/2/2001)	52
2.	Alexcis Thomson	Georgia (11/15/2006)	50
	B. Denson-Dorman	Coll. of Charleston (9/12/2008)	50
4.	Aubrey Ezell	Georgia (10/14/2015)	49
5.	Megan Hosp	Purdue (9/7/2001)	47

## 4-SET MATCHES

Rank	Name	Opponent (Date)	Assists
1.	Megan Hosp	Arkansas (11/17/2001)	66
2.	Megan Hosp	North Carolina (12/6/2002)	65
3.	Megan Hosp	North Carolina (11/29/2001)	61
4.	Megan Hosp	North Carolina (11/24/2001)	60
	Iris Santos	Florida (9/17/2006)	60

## 5-SET MATCHES

Rank	Name	Opponent (Date)	Assists
1.	Iris Santos	Auburn (10/22/2006)	64
2.	Alexcis Thomson	Kentucky (10/8/2003)	62
	Iris Santos	Clemson (8/31/2006)	62
	Iris Santos	TCU (10/1/2006)	62
	Aubrey Ezell	Tennessee (10/17/2015)	62

## DIGS

## 3-SET MATCHES

Rank	Name	Opponent (Date)	Digs
1.	Hannah Lawing	Furman (9/10/2010)	26
2.	Hannah Lawing	Clemson (9/3/2010)	24
3.	Sarah Cline	Georgia (10/16/2009)	22
	Hannah Lawing	Ole Miss (9/24/2010)	22
5.	Mikaela Christiaansen	Kentucky (10/13/2013)	21

## 4-SET MATCHES

Rank	Name	Opponent (Date)	Digs
1.	Mikaela Christiaansen	Georgia (11/23/2014)	33
2.	Yajaira Cadet	North Carolina (12/6/2002)	30
3.	3x, Last: Paige Wheeler	LSU (11/13/2011)	28

## 5-SET MATCHES

Rank	Name	Opponent (Date)	Digs
1.	Hannah Lawing	Mississippi State (11/13/2010)	38
2.	Sarah Cline	Arkansas (11/2/2007)	36
3.	Mikaela Christiaansen	Mississippi State (10/24/2014)	27
	Paige Wheeler	LSU (11/13/2011)	27
	Sarah Cline	Rice (9/11/2009)	27

## SERVICE ACES

## 3-SET MATCHES

Rank	Name	Opponent (Date)	Aces
1.	Megan Hosp	Creighton (9/7/2002)	8
2.	9x, Last: Mikayla Shields	Texas A&M (11/19/2017)	6

## 4-SET MATCHES

Rank	Name	Opponent (Date)	Aces
1.	Cally Plummer	Clemson (10/10/2001)	8
2.	6x, Last: Jordan Bradosky	The Citadel (9/26/2010)	6



## INDIVIDUAL MATCH RECORDS - RALLY SCORING ERA (SINCE 2001)

### 5-SET MATCHES

Rank	Name	Opponent (Date)	Aces
1.	<i>Aubrey Ezell</i>	<i>Miami (Ohio) (9/8/2017)</i>	6
	Taylor Bruns	BYU (8/28/2010)	
	Shonda Cole	Alabama (10/1/2006)	
4.	<i>7x, Last: Aubrey Ezell</i>	<i>Radford (9/9/2017)</i>	5

### SOLO BLOCKS

#### 3-SET MATCHES

Rank	Name	Opponent (Date)	Blocks
1.	Teresa Stenlund	Lipscomb (9/11/2010)	5
2.	<i>6x, Last: Alicia Starr</i>	<i>Davidson (9/16/2016)</i>	4
	Previous: Belita Salters	VCU (8/31/2007)	4

#### 4-SET MATCHES

Rank	Name	Opponent (Date)	Blocks
1.	<i>14x, Last: Claire Edwards</i>	<i>Alabama (11/17/2017)</i>	3

#### 5-SET MATCHES

Rank	Name	Opponent (Date)	Blocks
1.	Juliette Thévenin	Alabama (11/16/2012)	4
2.	8x, Last: Bethanie Thomas	E. Tenn. State (8/25/2012)	3

### BLOCK ASSISTS

#### 3-SET MATCHES

Rank	Name	Opponent (Date)	Blocks
1.	Darian Dozier	High Point (8/31/2013)	8
	Berna Dwyer	Santa Clara (9/1/2001)	8
3.	<i>5x, Last: Mikayla Robinson</i>	<i>Clemson (9/16/2017)</i>	7

#### 4-SET MATCHES

Rank	Name	Opponent (Date)	Blocks
1.	7x, Last: Belita Salters	North Carolina (9/10/2005)	10

#### 5-SET MATCHES

Rank	Name	Opponent (Date)	Blocks
1.	Jacqy Angermiller	Eastern Kentucky (9/19/2014)	11
	Crystal Johnson	St. John's (9/8/2006)	11
3.	6x, Last: Darian Dozier	Furman (9/6/2014)	8

### TOTAL BLOCKS

#### 3-SET MATCHES

Rank	Name	Opponent (Date)	Blocks
1.	Belita Salters	Auburn (10/21/2007)	9
2.	4x, Last: Darian Dozier	High Point (8/31/2013)	8

#### 4-SET MATCHES

Rank	Name	Opponent (Date)	Blocks
1.	Lauren Ford	Mississippi (10/8/2004)	13
2.	<i>5x, Last: Alicia Starr</i>	<i>Kentucky (10/2/2016)</i>	11

#### 5-SET MATCHES

Rank	Name	Opponent (Date)	Blocks
1.	Crystal Johnson	St. John's (9/8/2006)	13
2.	4x, Last: Jacqy Angermiller	E. Kentucky (9/19/2014)	11

PLEASE NOTE: Box scores are only available from 1993 to the present. Limited historical records prior to 1993 were used to compile records as well.

\* From 2001 through 2007, sets went to 30 points instead of 25

Current players in *italics*



Sophomore Alicia Starr was a surprise standout at the net in her first season with the team. Despite playing out at the pin in her prep career, Starr moved in to the middle due to depth concerns, and turned out to be the team's top blocker. Her 1.13 blocks per set set the program's freshman record for the rally-scoring era.

## TEAM MATCH RECORDS - RALLY SCORING ERA (SINCE 2001)

**KILLS**

**3-SET MATCHES**

Rank	Opponent (Date)	Kills
1.	Purdue (9/7/2001)	62
2.	Georgia (11/15/2006)	61
3.	Mississippi State (11/3/2002)	60
4.	Georgia (11/2/2001)	59
5.	Mississippi State (10/21/11)	57

**4-SET MATCHES**

Rank	Opponent (Date)	Kills
1.	Florida (9/17/2006)	82
	Houston (9/16/2005)	82
3.	North Carolina (11/24/2001)	78
4.	Michigan State (8/31/2002)	76
5.	North Carolina (12/6/2002)	73

**5-SET MATCHES**

Rank	Opponent (Date)	Kills
1.	Arkansas (11/2/2007)	85
2.	Tennessee (11/11/2007)	82
	Maryland (9/11/2007)	82
4.	Auburn (9/14/2007)	81
5.	Auburn (9/15/2006)	80

**ATTACKS**

**3-SET MATCHES**

Rank	Opponent (Date)	Attacks
1.	San Diego (9/13/2002)	166
2.	Montana (8/26/2011)	149
3.	Delaware (8/25/2007)	148
4.	College of Charleston (9/15/2005)	146
5.	George Washington (9/1/2007)	144

**4-SET MATCHES**

Rank	Opponent (Date)	Attacks
1.	Arkansas (10/4/2002)	193
2.	North Carolina (12/6/2002)	192
3.	Michigan State (8/31/2002)	191
4.	North Carolina (11/29/2001)	190
	Arkansas (11/17/2001)	190

**5-SET MATCHES**

Rank	Opponent (Date)	Attacks
1.	Tennessee (11/11/2007)	241
2.	Arkansas (11/2/2007)	234
3.	Maryland (9/11/2007)	223
4.	Mississippi State (11/13/2010)	220
5.	Georgia (10/19/2007)	212

**HITTING PERCENTAGE**

**3-SET MATCHES**

Rank	Opponent (Date)	(K-E-A) Pct.
1.	SC State (10/23/2008)	(50-3-80) .587
2.	Mississippi State (11/23/2008)	(48-3-84) .536
3.	Troy (9/7/2007)	(52-6-92) .500
	Auburn (9/27/2002)	(53-8-90) .500
5.	Western Carolina (9/2/2006)	(51-7-93) .473

**4-SET MATCHES**

Rank	Opponent (Date)	(K-E-A) Pct.
1.	Mississippi (10/16/2011)	(61-11-127) .394
2.	Stony Brook (8/27/2011)	(64-11-137) .387
	North Carolina (11/24/2001)	(78-18-159) .377
4.	Niagara (9/2/2012)	(58-14-119) .370
5.	Houston (9/16/2005)	(82-15-185) .362

**5-SET MATCHES**

Rank	Opponent (Date)	(K-E-A) Pct.
1.	Arkansas (11/23/2012)	(68-17-143) .357
2.	<b>Missouri (11/8/2017)</b>	<b>(68-19-143) .343</b>
3.	Michigan State (9/18/2004)	(64-17-143) .329
4.	Clemson (9/10/2002)	(74-22-162) .321
5.	ETSU (8/25/2012)	(70-21-165) .297

**ASSISTS**

**3-SET MATCHES**

Rank	Opponent (Date)	Assists
1.	Georgia (11/15/2006)	58
	Mississippi State (11/3/2002)	58
3.	Purdue (9/7/2001)	56
4.	Mississippi State (10/21/2011)	55
5.	College of Charleston (9/12/2008)	54
	Georgia (11/2/2001)	54

**4-SET MATCHES**

Rank	Opponent (Date)	Assists
1.	Florida (9/17/2006)	76
2.	Houston (9/16/2005)	71
3.	Arkansas (11/17/2001)	68
	North Carolina (12/6/2002)	68
5.	North Carolina (11/24/2001)	67
	Michigan State (8/31/2002)	67

**5-SET MATCHES**

Rank	Opponent (Date)	Assists
1.	Arkansas (11/2/2007)	80
2.	Tennessee (11/11/2007)	79
3.	Auburn (9/14/2007)	76
4.	Maryland (9/1/2007)	73
5.	Georgia (10/19/2007)	72

**SERVICE ACES**

**3-SET MATCHES**

Rank	Opponent (Date)	Aces
1.	Alabama (9/29/2002)	16
	Creighton (9/7/2002)	16
	Auburn (10/17/2004)	16
4.	Auburn (9/27/2002)	15
5.	6x, Last: Georgia (11/6/2016)	12

**4-SET MATCHES**

Rank	Opponent (Date)	Aces
1.	Clemson (10/10/2001)	14
2.	Tennessee (10/19/2001)	13
	Auburn (10/16/2005)	13
	The Citadel (9/26/2010)	13
5.	5x, Last: Tennessee St. (9/1/2006)	11

**5-SET MATCHES**

Rank	Opponent (Date)	Aces
1.	Santa Clara (9/18/2003)	15
2.	George Washington (9/20/2003)	14
3.	Indiana (9/13/2003)	13
4.	Clemson (9/10/2002)	12
5.	3x, Last: BYU (8/28/2010)	11

**DIGS**

**3-SET MATCHES**

Rank	Opponent (Date)	Digs
1.	Winthrop (9/10/11)	76
	San Diego (9/13/2002)	76
3.	Montana (8/26/2011)	73
4.	Georgia (10/14/2015)	71
5.	Temple (8/27/11)	67

**4-SET MATCHES**

Rank	Opponent (Date)	Digs
1.	North Carolina (12/6/2002)	86
2.	Harvard (9/12/2009)	85
3.	Michigan State (8/31/2002)	81
	Charleston (9/19/2015)	81
5.	Alabama (9/15/2006)	80
	Georgia (11/23/2014)	80

**5-SET MATCHES**

Rank	Opponent (Date)	Digs
1.	Mississippi State (11/13/2010)	114
2.	Arkansas (11/2/2007)	108
3.	Tennessee (11/11/2007)	106
4.	College of Charleston (9/10/2011)	101
5.	Clemson (8/28/2009)	97

**TOTAL BLOCKS**

**3-SET MATCHES**

Rank	Opponent (Date)	Total Blocks
1.	Mercer (9/3/2005)	17
2.	Tennessee (11/9/2005)	16
3.	College of Charleston (8/26/2016)	15
4.	Winthrop (11/26/2005)	14
	Auburn (10/31/2003)	14

**4-SET MATCHES**

Rank	Opponent (Date)	Total Blocks
1.	Ole Miss (10/8/2004)	21
2.	North Carolina (9/10/2005)	19
	American (12/5/2002)	19
4.	Jacksonville (8/30/2014)	16
	Arizona St. (9/6/2002)	16
	Georgia (11/17/2002)	16

**5-SET MATCHES**

Rank	Opponent (Date)	Total Blocks
1.	St. John's (9/8/2006)	20
2.	Santa Clara (9/18/2003)	17
	Arkansas (9/25/2005)	17
	Eastern Kentucky (9/19/2014)	17
5.	Kentucky (10/1/2004)	16.5

*PLEASE NOTE: Box scores are only available from 1993 to the present. Limited historical records prior to 1993 were used to compile records as well.*

*\* From 2001 through 2007, sets went to 30 points instead of 25*



## SINGLE-SEASON RECORDS

### RALLY-SCORING ERA (2001-PRESENT)

#### KILLS

Rank	Name (Year)	Kills
1.	Shonda Cole (2006)	703
2.	Juliette Thévenin (2013)	466
3.	Juliette Thévenin (2012)	453
4.	Shonda Cole (2005)	414
5.	Ivana Kujundzic (2008)	401

#### KILLS PER SET (Min. 200 Kills)

Rank	Name (Year)	(K-SP) K/S
1.	Shonda Cole (2006)	(703-122) 5.76
2.	Juliette Thévenin (2013)	(466-102) 4.57
3.	Juliette Thévenin (2012)	(453-105) 4.31
4.	Shonda Cole (2005)	(414-99) 4.18
5.	Shonda Cole (2004)	(379-94) 4.03

#### ATTACKS

Rank	Name (Year)	Attacks
1.	Shonda Cole (2006)	1,541
2.	Juliette Thévenin (2013)	1,173
3.	Juliette Thévenin (2012)	1,073
4.	Ivana Kujundzic (2008)	1,051
5.	Koko Atoa-Williams (2014)	991

#### HITTING PERCENTAGE (Min. 500 Attacks)

Rank	Name (Year)	(K-E-A) Pct.
1.	Niece Curry (2002)	(335-69-658) .404
2.	Belita Salters (2008)	(338-80-664) .389
3.	Berna Dwyer (2002)	(299-81-615) .354
4.	Belita Salters (2007)	(306-89-657) .330
5.	Darian Dozier (2015)	(247-71-561) .314

#### ASSISTS

Rank	Name (Year)	Assists
1.	Megan Hosp (2002)	1,218
2.	Aubrey Ezell (2015)	1,167
3.	Bridget Denson-Dorman (2008)	1,120
4.	Megan Hosp (2001)	1,113
5.	Katelyn Panzau (2003)	1,069

#### ASSISTS PER SET (Min. 250 Assists)

Rank	Name (Year)	(A-SP) A/S
1.	Megan Hosp (2002)	(1,218-99) 12.30
2.	Megan Hosp (2001)	(1,113-92) 12.10
3.	Iris Santos (2006)	(978-86) 11.37
4.	B. Denson-Dorman (2008)	(1,120-106) 10.57
5.	Aubrey Ezell (2015)	(1,167-114) 10.24

#### ACES

Rank	Name (Year)	Aces
1.	Megan Hosp (2002)	53
2.	Cally Plummer (2001)	50
	Cally Plummer (2002)	50
4.	Shonda Cole (2006)	47
	Aubrey Ezell (2015)	47

#### ACES PER SET (Min. 30 Aces)

Rank	Name (Year)	(A-SP) A/S
1.	Cally Plummer (2002)	(50-88) 0.57
2.	Cally Plummer (2001)	(50-92) 0.54
3.	Megan Hosp (2002)	(53-99) 0.54
4.	Aubrey Ezell (2015)	(47-114) 0.41
5.	Megan Laughlin (2007)	(42-106) 0.40
	Aubrey Ezell (2016)	(41-106) 0.40

#### DIGS

Rank	Name (Year)	Digs
1.	Mikaela Christiaansen (2014)	535
2.	Hannah Lawing (2010)	523
3.	Sarah Cline (2009)	498
4.	<b>Aubrey Ezell (2017)</b>	<b>485</b>
5.	Paige Wheeler (2011)	475

#### DIGS PER SET (Min. 200 Digs)

Rank	Name (Year)	(D-SP) D/S
1.	Hannah Lawing (2010)	(523-107) 4.89
2.	Sarah Cline (2009)	(498-109) 4.57
3.	Paige Wheeler (2011)	(475-104) 4.57
4.	Mikaela Christiaansen (2014)	(535-123) 4.35
5.	Paige Wheeler (2012)	(414-106) 3.91

#### BLOCK SOLOS

Rank	Name (Year)	Block Solos
1.	Belita Salters (2007)	33
2.	Megan Laughlin (2007)	23
3.	Darian Dozier (2015)	18
4.	Nicole Miller (2005)	17
	<b>Mikayla Shields (2017)</b>	<b>17</b>

#### BLOCK ASSISTS


Rank	Name (Year)	Block Assists
1.	Darian Dozier (2014)	127
2.	Darian Dozier (2013)	107
	Lauren Ford (2004)	107
4.	Niece Curry (2002)	99
5.	Nicole Miller (2004)	95
	Belita Salters (2007)	95

#### TOTAL BLOCKS

Rank	Name (Year)	Total Blocks
1.	Darian Dozier (2014)	141
2.	Belita Salters (2007)	128
3.	Lauren Ford (2004)	118
4.	Darian Dozier (2013)	115
5.	Niece Curry (2002)	114

#### BLOCKS PER SET (Min. 50 Blocks)

Rank	Name (Year)	(B-SP) B/S
1.	Belita Salters (2005)	(51-37) 1.38
2.	Lauren Ford (2004)	(118-93) 1.27
3.	Belita Salters (2007)	(128-106) 1.21
4.	Darian Dozier (2014)	(141-120) 1.17
5.	Niece Curry (2002)	(114-99) 1.15



Junior Aubrey Ezell's serve has been one of the program's most dominant in the rally-scoring era. Her first two seasons with the program rank fourth and fifth in program history for aces per set, all while cutting her service errors almost in half from 2015 to 2016.



## CAREER RECORDS - OVERALL

KILLS		
Rank	Name (Years)	Kills
1.	Lori Rowe (1983-86)	1,855
2.	Shonda Cole (2003-06)	1,775
3.	Juliette Thévenin (2010-13)	1,590
4.	Cally Plummer (1998-02)	1,345
5.	Heather Larkin (1994-97)	1,293
6.	Amy Iannocari (1991-94)	1,231
7.	Kim DeNeve (1986-89)	1,179
8.	Ivana Kujundzic (2006-09)	1,133
9.	Berna Dwyer (1999-02)	1,107
10.	Lora Myers (1987-90)	1,100

KILLS PER SET (Min. 500 Kills)		
Rank	Name (Years)	(K-SP) K/S
1.	Shonda Cole (2003-06)	(1,775-417) 4.26
2.	Juliette Thévenin (2010-13)	(1,590-391) 4.07
3.	Lori Rowe (1983-86)	(1,855-507) 3.66
4.	Kori Ermigarat (1994-95)	(842-233) 3.61
5.	<i>Mikayla Shields (2016-)</i>	<i>(734-213) 3.45</i>
6.	Cally Plummer (1998-02)	(1,345-394) 3.41
7.	Heather Larkin (1994-97)	(1,293-395) 3.27
8.	Crystal Moore (1997-99)	(754-240) 3.14
9.	Kim DeNeve (1986-89)	(1,179-381) 3.09
10.	Berna Dwyer (1999-02)	(1,107-366) 3.02

ATTACKS		
Rank	Name (Years)	Attacks
1.	Shonda Cole (2003-06)	4,181
2.	Juliette Thévenin (2010-13)	4,076
3.	Lori Rowe (1983-86)	3,874
4.	Amy Iannocari (1991-94)	3,487
5.	Cally Plummer (1998-02)	3,288
6.	Ivana Kujundzic (2006-09)	3,047
7.	Heather Larkin (1994-97)	2,958
8.	Caryn Case (1988-91)	2,936
9.	Lora Myers (1987-90)	2,825
10.	Kim DeNeve (1986-89)	2,819

HITTING PERCENTAGE (Min. 1,000 Attacks)		
Rank	Name (Years)	(K-E-A) Pct.
1.	Lori Rowe (1983-86)	(1,855-298-3,874) .402
2.	Ashley Edlund (1995-98)	(517-92-1,200) .354
3.	Niece Curry (2001-03)	(704-213-1,495) .328
4.	Belita Salters (2005-08)	(892-299-1,903) .312
5.	Libby Ralston (1989-92)	(699-225-1,572) .302
6.	<i>Mikayla Shields (2016-)</i>	<i>(734-230-1,716) .294</i>
7.	Sam Alban (1999-02)	(844-316-1,877) .281
8.	Heather Larkin (1994-97)	(1,293-463-2,958) .281
9.	S. Pflughaupt (1986-89)	(1,093-432-2,413) .274
10.	Berna Dwyer (1999-02)	(1,107-420-2,533) .271

ASSISTS		
Rank	Name (Years)	Assists
1.	Ashley Edlund (1995-98)	5,177
2.	Megan Hosp (1999-02)	4,689
3.	Tammy Correll (1987-90)	4,563
4.	Julie Morrison (1984-87)	3,602
5.	Jodi Thompson (1991-94)	3,237
6.	Taylor Bruns (2009-12)	2,858
7.	Shellie Higgins (1983-84)	2,544
8.	Kelly Morrow (1993-96)	2,136
9.	Bridget Denson-Dorman (2008-09)	2,044
10.	Iris Santos (2003-06)	2,040
-	Aubrey Ezell (2015-)	2,008

ASSISTS PER SET (Min. 500 Assists)		
Rank	Name (Years)	(A-SP) A/S
1.	Megan Hosp (1999-02)	(4,689-387) 12.12
2.	Ashley Edlund (1995-98)	(5,177-430) 12.04
3.	Tammy Correll (1987-90)	(4,563-447) 10.21
4.	Shellie Higgins (1983-84)	(2,544-254) 10.02
5.	Katelyn Panzau (2003-04)	(1,857-194) 9.57
6.	B. Denson-Dorman (2008-09)	(2,044-215) 9.51
7.	Julie Morrison (1984-87)	(3,602-385) 9.36
8.	Taylor Bruns (2009-12)	(2,858-377) 7.58
9.	<i>Courtney Koehler (2016-)</i>	<i>(1,418-205) 6.92</i>
10.	Jodi Thompson (1991-94)	(3,237-495) 6.54

SERVICE ACES		
Rank	Name (Years)	Aces
1.	Cally Plummer (1998-02)	243
2.	Teri Montoya (1983-84)	214
3.	Tammy Correll (1987-90)	190
4.	Lori Rowe (1983-86)	186
5.	Jodi Thompson (1991-94)	162
6.	<i>Aubrey Ezell (2015-)</i>	<i>134</i>
7.	Megan Hosp (1999-02)	132
8.	Ashley Edlund (1995-98)	130
9.	Kim Brown (1983-84)	129
10.	Colleen McKenzie (1985-88)	119

ACES PER SET (Min. 75 Aces)		
Rank	Name (Years)	(A-SP) A/S
1.	Teri Montoya (1983-84)	(214-254) 0.84
2.	Cally Plummer (1998-02)	(243-394) 0.62
3.	Kim Brown (1983-84)	(129-254) 0.51
4.	Shellie Higgins (1983-84)	(116-254) 0.46
5.	Tammy Correll (1987-90)	(190-447) 0.43
6.	<i>Aubrey Ezell (2015-)</i>	<i>(134-328) 0.41</i>
7.	Lori Rowe (1983-86)	(186-507) 0.37
8.	Crystal Moore (1997-99)	(82-240) 0.34
9.	Megan Hosp (1999-02)	(132-387) 0.34
10.	Jodi Thompson (1991-94)	(162-495) 0.33

DIGS		
Rank	Name (Years)	Digs
1.	Sarah Cline (2006-09)	1,464
2.	Diane Denton (1985-88)	1,462
3.	Hannah Lawing (2007-10)	1,334
4.	Jodi Thompson (1991-94)	1,332
5.	Amy Iannocari (1991-94)	1,196
6.	Ashley Edlund (1995-98)	1,160
7.	Megan Hosp (1999-02)	1,079
8.	Shani Abshier (1994-97)	1,049
9.	Juliette Thévenin (2010-13)	1,012
10.	<i>Aubrey Ezell (2015-)</i>	<i>1,012</i>

DIGS PER SET (Min. 500 Digs)		
Rank	Name (Years)	(D-SP) D/S
1.	Fernanda Laires (1996-97)	(839-208) 4.03
2.	M. Christiaansen (2013-14)	(921-231) 3.99
3.	Kori Ermigarat (1994-95)	(920-233) 3.95
4.	Paige Wheeler (2010-12)	(1,001-280) 3.58
5.	Sarah Cline (2006-09)	(1,464-422) 3.47
6.	Hannah Lawing (2007-10)	(1,334-398) 3.35
7.	Crystal Moore (1997-99)	(765-240) 3.19
8.	<i>Aubrey Ezell (2015-)</i>	<i>(1,012-328) 3.09</i>
9.	Diane Denton (1985-88)	(1,462-477) 3.06
10.	Katie Gerst (1992-94)	(986-334) 2.95

SOLO BLOCKS		
Rank	Name (Years)	Block Solos
1.	Stephanie Pflughaupt (1986-89)	264
2.	Lori Rowe (1983-86)	191
3.	Amy Collinsworth (1990-93)	117
4.	Libby Ralston (1989-92)	110
5.	Jennifer Guess (1990-93)	79
6.	Heather Larkin (1994-97)	74
7.	Belita Salters (2005-08)	65
8.	Lorri Anderson (1984-85)	62
9.	Toni Venturini (1984-85)	49
10.	Darian Dozier (2012-2015)	47

BLOCK ASSISTS		
Rank	Name (Years)	Block Assists
1.	Stephanie Pflughaupt (1986-89)	461
2.	Lori Rowe (1983-86)	450
3.	Darian Dozier (2012-15)	380
4.	Amy Collinsworth (1990-93)	358
5.	Heather Larkin (1994-97)	344
6.	Jennifer Guess (1990-93)	328
7.	Lori Drost (1994-97)	306
8.	Belita Salters (2005-08)	305
9.	Sam Alban (1999-02)	285
10.	Berna Dwyer (1999-02)	278

TOTAL BLOCKS		
Rank	Name (Years)	Total Blocks
1.	Stephanie Pflughaupt (1986-89)	725
2.	Lori Rowe (1983-86)	641
3.	Amy Collinsworth (1990-93)	475
4.	Darian Dozier (2012-15)	427
5.	Heather Larkin (1994-97)	418
6.	Jennifer Guess (1990-93)	407
7.	Libby Ralston (1989-92)	383
8.	Belita Salters (2005-08)	370
9.	Lori Drost (1994-97)	349
10.	Sam Alban (1999-02)	328

BLOCKS PER SET (Min. 150 Blocks)		
Rank	Name (Years)	(B-SP) B/S
1.	Stephanie Pflughaupt (1986-89)	(725-455) 1.59
2.	Dee Dee Fortman (1995-97)	(248-196) 1.27
3.	Lori Rowe (1983-86)	(641-507) 1.26
4.	Sue Little (1983)	(162-131) 1.24
5.	Libby Ralston (1989-92)	(383-310) 1.24
6.	Danika Taylor (1998-99)	(238-206) 1.16
7.	Lauren Ford (2003-05)	(280-251) 1.12
8.	Heather Larkin (1994-97)	(418-395) 1.06
9.	Amy Collinsworth (1990-93)	(475-450) 1.06
10.	Lorri Anderson (1984-85)	(186-178) 1.05

POINTS		
Rank	Name (Years)	Points
1.	Lori Rowe (1983-86)	2457.0
2.	Shonda Cole (2003-06)	2029.0
3.	Cally Plummer (1998-2002)	1749.5
4.	Juliette Thévenin (2010-13)	1,744.5
5.	Stephanie Pflughaupt (1986-89)	1679.5
6.	Heather Larkin (1994-97)	1636.0
7.	Kim DeNeve (1986-89)	1401.5
8.	Berna Dwyer (1999-2002)	1399.0
9.	Amy Iannocari (1991-94)	1386.5
10.	Ivana Kujundzic (2006-09)	1345.0

POINTS PER SET (Min. 500 Points)		
Rank	Name (Years)	(P-SP) P/S
1.	Shonda Cole (2003-06)	(2,029.0-417) 4.87
2.	Lori Rowe (1983-86)	(2,457.0-507) 4.85
3.	Juliette Thévenin (2010-13)	(1,744.5-391) 4.46
4.	Cally Plummer (1998-2002)	(1,749.5-362) 4.44
5.	Heather Larkin (1994-97)	(1,636.0-395) 4.14
6.	Kori Ermigarat (1994-95)	(946.5-233) 4.06
7.	<i>Mikayla Shields (2016-)</i>	<i>(841.5-213) 3.95</i>
8.	Berna Dwyer (1999-2002)	(1,399.0-366) 3.82
9.	Crystal Moore (1997-99)	(892.5-240) 3.72
10.	Stephanie Pflughaupt (1986-89)	(1,679.5-455) 3.69

NOTE: Box scores are only available from 1993 to the present. Limited records prior to 1993 were also used to compile records.

Current players in *italics*

## CAREER RECORDS - RALLY SCORING ERA (SINCE 2001)\*

KILLS		
Rank	Name (Years)	Kills
1.	Shonda Cole (2003-06)	1,775
2.	Juliette Thévenin (2010-13)	1,590
3.	Ivana Kujundzic (2006-09)	1,133
4.	Megan Laughlin (2007-10)	1,021
5.	Belita Salters (2004-08)	892
6.	Darian Dozier (2012-15)	808
7.	Dessaa Legros (2013-16)	798
8.	Sarah Blomgren (2012-15)	785
9.	Lynae Vanden Hull (2002-06)	747
10.	<i>Mikayla Shields (2016-)</i>	<b>734</b>

KILLS PER SET (Minimum 200 Sets Played)		
Rank	Name (Years)	K/S
1.	Shonda Cole (2003-06)	4.26
2.	Juliette Thévenin (2010-13)	4.07
3.	<i>Mikayla Shields (2016-)</i>	<b>3.45</b>
4.	Ivana Kujundzic (2006-09)	2.91
5.	Marija Milosevic (2005-06)	2.64
6.	Megan Laughlin (2007-10)	2.59
7.	Dessaa Legros (2013-16)	2.49
8.	Belita Salters (2004-08)	2.45
9.	Lynae Vanden Hull (2002-06)	2.43
10.	Lauren Ford (2003-05)	2.37

ATTACKS		
Rank	Name (Years)	Attacks
1.	Shonda Cole (2003-06)	4,181
2.	Juliette Thévenin (2010-13)	4,076
3.	Ivana Kujundzic (2006-09)	3,047
4.	Megan Laughlin (2007-10)	2,556
5.	Koko Atoa-Williams (2013-16)	2,436
6.	Dessaa Legros (2013-16)	2,293
7.	Hannah Lawing (2007-10)	2,232
8.	Sarah Morgan (2002-05)	2,067
9.	Lynae Vanden Hull (2002-06)	2,063
10.	Meredith Moorhead (2006-09)	2,025

HITTING PERCENTAGE (Min. 1,000 Attacks)		
Rank	Name (Years)	(K-E-A) Pct.
1.	Niece Curry (2001-03)	(704-213-1,495) .328
2.	Belita Salters (2005-08)	(892-299-1,903) .312
3.	<i>Mikayla Shields (2016-)</i>	<b>(734-230-1716) .294</b>
4.	Darian Dozier (2012-15)	(808-274-1984) .269
5.	Cara Howley (2010-12)	(479-191-1123) .256
6.	Megan Laughlin (2007-10)	(1021-381-2556) .250
7.	Lauren Ford (2003-05)	(596-260-1349) .249
7.	Juliette Thévenin (2010-13)	(1590-575-4076) .249
9.	Shonda Cole (2003-06)	(1775-737-4181) .248
10.	Teresa Stenlund (2008-11)	(495-189-1247) .245

ASSISTS		
Rank	Name (Years)	Assists
1.	Taylor Bruns (2009-12)	2,858
2.	Bridget Denson-Dorman (2008-09)	2,044
3.	Iris Santos (2003-06)	2,040
4.	<i>Aubrey Ezell (2015-)</i>	<b>2,008</b>
5.	Katelyn Panzau (2003-04)	1,857
6.	Kellie McNeil (2013-14)	1,535
7.	<i>Courtney Koehler (2016-)</i>	<b>1,418</b>
8.	Petra Lorenzi (2005-08)	1,248
9.	Jordan Bradosky (2007-10)	1,039
10.	Alexcis Thomson (2003-06)	576

ASSISTS PER SET (Min. 200 Sets Played)		
Rank	Name (Years)	A/S
1.	B. Denson-Dorman (2008-09)	9.51
2.	Taylor Bruns (2009-12)	7.58
3.	<i>Courtney Koehler (2016-)</i>	<b>6.92</b>
4.	<i>Aubrey Ezell (2015-)</i>	<b>6.12</b>
5.	Iris Santos (2003-06)	5.51
6.	Petra Lorenzi (2005-08)	4.07
7.	Jordan Bradosky (2007-10)	3.78

SERVICE ACES		
Rank	Name (Years)	Aces
1.	<i>Aubrey Ezell (2015-)</i>	<b>134</b>
2.	Ivana Kujundzic (2006-09)	96
3.	Megan Laughlin (2007-10)	95
4.	Lynae Vanden Hull (2002-06)	94
5.	Iris Santos (2003-06)	87
6.	Sarah Morgan (2002-05)	86
7.	Taylor Bruns (2009-12)	85
8.	Shonda Cole (2003-06)	81
9.	Juliette Thévenin (2010-13)	77
10.	Hannah Lawing (2007-10)	67

ACES PER SET (Min. 200 Sets Played)		
Rank	Name (Years)	A/S
1.	<i>Aubrey Ezell (2015-)</i>	<b>0.41</b>
2.	Lynae Vanden Hull (2002-06)	0.31
3.	Ivana Kujundzic (2006-09)	0.25
4.	Megan Laughlin (2007-10)	0.24
4.	Iris Santos (2003-06)	0.24
6.	Taylor Bruns (2009-12)	0.23
7.	Marija Milosevic (2005-06)	0.22
7.	Lauren Ford (2003-05)	0.22
7.	Sarah Morgan (2002-05)	0.22
10.	Cara Howley (2010-12)	0.21

DIGS		
Rank	Name (Years)	Digs
1.	Sarah Cline (2006-09)	1,464
2.	Hannah Lawing (2007-10)	1,334
3.	Juliette Thévenin (2010-13)	1,012
3.	<i>Aubrey Ezell (2015-)</i>	<b>1,012</b>
5.	Paige Wheeler (2010-12)	1,001
6.	Sarah Morgan (2002-05)	972
7.	Dinelia Concepcion (2005-08)	948
8.	Mikaela Christiaansen (2013-14)	921
9.	Megan Kirkland (2013-16)	918
10.	Ivana Kujundzic (2006-09)	823

DIGS PER SET (Min. 200 Sets Played)		
Rank	Name (Years)	D/S
1.	M. Christiaansen (2013-14)	3.99
2.	Paige Wheeler (2010-12)	3.58
3.	Sarah Cline (2006-09)	3.47
4.	Hannah Lawing (2007-10)	3.35
5.	<i>Aubrey Ezell (2015-)</i>	<b>3.09</b>
6.	Megan Kirkland (2013-16)	2.60
7.	Juliette Thévenin (2010-13)	2.59
8.	Dinelia Concepcion (2005-08)	2.53
9.	Bethanie Thomas (2011-12)	2.51
10.	Sarah Morgan (2002-05)	2.50

SOLO BLOCKS		
Rank	Name (Years)	Block Solos
1.	Belita Salters (2005-08)	65
2.	Darian Dozier (2012-2015)	47
3.	Megan Laughlin (2007-10)	46
4.	Shonda Cole (2003-06)	41
5.	Nicole Miller (2002-05)	37
6.	Jacqy Angermiller (2013-16)	36
7.	Teresa Stenlund (2008-11)	32
8.	Lauren Ford (2003-05)	30
8.	Niece Curry (2002-03)	30
10.	Ivana Kujundzic (2006-09)	29

BLOCK ASSISTS		
Rank	Name (Years)	Block Assists
1.	Darian Dozier (2012-15)	380
2.	Belita Salters (2005-08)	305
3.	Shonda Cole (2003-06)	264
4.	Jacqy Angermiller (2013-16)	254
5.	Lauren Ford (2003-05)	250
6.	Nicole Miller (2002-05)	244
7.	Megan Laughlin (2007-10)	183
8.	Ivana Kujundzic (2006-09)	174
9.	Sarah Blomgren (2012-15)	168
10.	Iris Santos (2003-06)	167

TOTAL BLOCKS		
Rank	Name (Years)	Total Blocks
1.	Darian Dozier (2012-Present)	427
2.	Belita Salters (2005-08)	370
3.	Shonda Cole (2003-06)	305
4.	Jacqy Angermiller (2013-16)	290
5.	Nicole Miller (2002-05)	281
6.	Lauren Ford (2003-05)	280
7.	Megan Laughlin (2007-10)	229
8.	Ivana Kujundzic (2006-09)	203
9.	Niece Curry (2002-03)	196
10.	Teresa Stenlund (2008-11)	194

BLOCKS PER SET (Min. 200 Sets Played)		
Rank	Name (Years)	B/S
1.	Lauren Ford (2003-05)	1.12
2.	Belita Salters (2004-08)	1.02
3.	Darian Dozier (2012-15)	1.00
4.	Nicole Miller (2002-05)	0.91
5.	Jacqy Angermiller (2013-16)	0.90
6.	Shonda Cole (2003-06)	0.73
7.	<i>Mikayla Shields (2016-)</i>	<b>0.65</b>
8.	Teresa Stenlund (2008-11)	0.63
9.	Megan Laughlin (2007-10)	0.58
10.	Cara Howley (2010-12)	0.57

POINTS		
Rank	Name (Years)	Points
1.	Shonda Cole (2003-06)	2,029.0
2.	Juliette Thévenin (2010-13)	1,744.5
3.	Ivana Kujundzic (2006-09)	1,345.0
4.	Megan Laughlin (2007-10)	1,253.5
5.	Belita Salters (2004-08)	1,120.5
6.	Darian Dozier (2012-15)	1,065.0
7.	Lynae Vanden Hull (2002-06)	926.5
8.	Sarah Blomgren (2012-15)	891.0
9.	Dessaa Legros (2013-16)	864.5
10.	Sarah Morgan (2002-05)	843.5
-	Mikayla Shields (2016-)	841.5

POINTS PER SET (Min. 200 Sets Played)		
Rank	Name (Years)	P/S
1.	Shonda Cole (2003-06)	4.87
2.	Juliette Thévenin (2010-13)	4.46
3.	<i>Mikayla Shields (2016-)</i>	<b>3.95</b>
4.	Ivana Kujundzic (2006-09)	3.46
5.	Lauren Ford (2003-05)	3.22
6.	Megan Laughlin (2007-10)	3.18
7.	Belita Salters (2004-08)	3.08
8.	Marija Milosevic (2005-06)	3.02
9.	Lynae Vanden Hull (2002-06)	3.02
10.	Dessaa Legros (2013-16)	2.70
-	Cara Howley (2010-12)	2.70

MATCHES PLAYED		
Rank	Name (Years)	Matches
1.	Darian Dozier (2012-15)	122
2.	Sarah Cline (2006-09)	120
3.	Taylor Bruns (2009-12)	117
4.	Shonda Cole (2003-06)	116
5.	Dinelia Concepcion (2005-08)	114
5.	Hannah Lawing (2007-10)	114
7.	Sarah Morgan (2002-05)	113
7.	Koko Atoa-Williams (2013-16)	113
7.	Juliette Thévenin (2010-13)	113
10.	Ivana Kujundzic (2006-09)	109

SETS PLAYED		
Rank	Name (Years)	Sets
1.	Darian Dozier (2012-15)	427
2.	Sarah Cline (2006-09)	422
3.	Shonda Cole (2003-06)	417
4.	Hannah Lawing (2007-10)	398
5.	Megan Laughlin (2007-10)	394
6.	Juliette Thévenin (2010-13)	391
7.	Sarah Morgan (2002-05)	390
8.	Ivana Kujundzic (2006-09)	389
9.	Koko Atoa-Williams (2013-16)	386
10.	Taylor Bruns (2009-12)	377

\*- Players listed here have not played a single season before 2001, when scoring changed from sideout to rally.

NOTE: From 2001-07, sets were played to 30 points instead of 25  
Current players in *italics*

**FRESHMAN RECORDS  
(SINCE 2007)**

**Matches Played:** Sarah Cline, 32 (2006)  
**Sets Played:** Sarah Cline, 115 (2006)

**Kills**

1. Juliette Thévenin, 2010 .....350
2. Mikayla Shields, 2016.....341
3. Taylr McNeil, 2014.....324

**Kills Per Set**

1. Juliette Thévenin, 2010 .....3.65
2. Mikayla Shields, 2016.....3.17
3. Taylr McNeil, 2014.....3.04

**Attacks**

1. Taylr McNeil, 2014.....935
2. Juliette Thevenin, 2010.....934
3. Lynae Vanden Hull, 2003 .....847

**Hitting Percentage (Min. 250 Attacks)**

1. Mikayla Shields, 2016..... (.309)
2. Megan Laughlin, 2003..... (.286)
3. Darian Dozier, 2012 ..... (.265)

**Assists**

1. Aubrey Ezell, 2015.....1167
2. Katelyn Panzau, 2003 .....1069
3. Jordan Bradosky, 2007 .....651

**Assists Per Set (Min. 150 Assists)**

1. Aubrey Ezell, 2015.....10.24
2. Katelyn Panzau, 2003 .....10.18
3. Helen Recaborde, 2013.....6.93

**Aces**

1. Aubrey Ezell, 2015.....47
2. Lynae Vanden Hull, 2003 .....42
- Megan Laughlin, 2007.....42

**Aces Per Set (Min. 25 Aces)**

1. Aubrey Ezell, 2015.....0.41
2. Megan Laughlin, 2007.....0.40
3. Lynae Vanden Hull, 2003 .....0.39

**Digs**

1. Aubrey Ezell, 2015.....309
2. Bethanie Thomas, 2011 .....259
3. Gabrielle Rubeis, 2013.....246

**Digs Per Set (Min. 150 Digs)**

1. Hannah Lawing, 2007 .....2.93
2. Aubrey Ezell, 2015.....2.71
3. Bethanie Thomas, 2011 .....2.62

**Block Solos**

1. Megan Laughlin, 2007 .....23
2. Mikayla Robinson, 2017 .....16
3. Alicia Starr, 2016 .....14

**Block Assists**

1. Mikayla Robinson, 2017 .....92
2. Ivana Kujundzic, 2006 .....80
3. Megan Laughlin, 2007 .....75
- Jacqy Angermiller, 2013.....75

**Total Blocks**

1. Mikayla Robinson, 2017 .....108
2. Megan Laughlin, 2007 .....98
3. Ivana Kujundzic, 2006.....85

**Blocks Per Set (Min. 50 Blocks)**

1. Alicia Starr, 2016 .....1.18
2. Jacqy Angermiller, 2013.....1.08
3. Megan Laughlin, 2007.....0.98

**SOPHOMORE RECORDS  
(SINCE 2007)**

**Matches Played:** Four tied with 32  
**Sets Played:** Koko Atoa-Williams, 121 (2014)

**Kills**

1. Mikayla Shields, 2017.....393
2. Shonda Cole, 2004 .....379
3. Ivana Kujundzic, 2007 .....349

**Kills Per Set**

1. Shonda Cole, 2004 .....4.03
2. Juliette Thévenin, 2011 .....3.65
3. Niece Curry, 2002.....3.38

**Attacks**

1. Koko Atoa-Williams, 2014.....991
2. Shonda Cole, 2004 .....976
3. Mikayla Shields, 2017.....959

**Hitting Percentage (Min. 250 Attacks)**

1. Niece Curry, 2002..... (.404)
2. Frankie Vain, 2011..... (.320)
3. Megan Laughlin, 2008..... (.308)

**Assists**

1. Courtney Koehler, 2017.....1030
2. Kellie McNeil, 2013.....834
3. Katelyn Panzau, 2004 .....788

**Assists Per Set (Min. 150 Assists)**

1. Kellie McNeil, 2013.....10.17
2. Courtney Koehler, 2017.....9.54
3. Katelyn Panzau, 2004 .....8.85

**Aces**

1. Aubrey Ezell, 2016.....39
2. Hannah Lawing, 2008 .....32
3. Three tied.....31

**Aces Per Set (Min. 25 Aces)**

1. Aubrey Ezell, 2016.....0.39
2. Katelyn Panzau, 2004 .....0.35
3. Lauren Ford, 2003 .....0.31

**Digs**

1. Paige Wheeler, 2011.....475
2. Sarah Cline, 2007 .....368
3. Dinelia Concepcion, 2006 .....288

**Digs Per Set (Min. 150 Digs)**

1. Paige Wheeler, 2011 .....4.57
2. Sarah Cline, 2007 .....3.76
3. Katelyn Panzau, 2004 .....2.61

**Block Solos**

1. Mikayla Shields, 2017.....17
2. Niece Curry, 2002.....15
3. Belita Salters, 2006 .....14

**Block Assists**

1. Darian Dozier, 2013 .....107
2. Niece Curry, 2002.....99
3. Belita Salters, 2006 .....90

**Total Blocks**

1. Darian Dozier, 2013 .....115
2. Niece Curry, 2002.....114
3. Belita Salters, 2006 .....104

**Blocks Per Set (Min. 50 Blocks)**

1. Niece Curry, 2002.....1.15
2. Crystal Johnson, 2005.....1.10
2. Darian Dozier, 2013 .....1.06

**JUNIOR RECORDS  
(SINCE 2007)**

**Matches Played:** Paige Wheeler, 32 (2012)  
**Sets Played:** Darian Dozier, 120 (2014)

**Kills**

1. Juliette Thévenin, 2012 .....453
2. Shonda Cole, 2005 .....414
3. Ivana Kujundzic, 2008 .....401

**Kills Per Set**

1. Juliette Thévenin, 2012 .....4.31
2. Shonda Cole, 2005 .....4.18
3. Cally Plummer, 2001 .....3.68

**Attacks**

1. Juliette Thévenin, 2012 .....1,073
2. Ivana Kujundzic, 2008 .....1,051
3. Dessaa Legros, 2015.....973

**Hitting Percentage (Min. 250 Attacks)**

1. Belita Salters, 2007 ..... (.330)
2. Sam Alban, 2001 ..... (.298)
3. Juliette Thévenin, 2012 ..... (.290)

**Assists**

1. Bridgette Denson-Dorman, 2008....1120
2. Megan Hosp, 2001 .....1113
3. Taylor Bruns, 2011 .....971

**Assists Per Set (Min. 150 Assists)**

1. Megan Hosp, 2001 .....12.10
2. Bridgette Denson-Dorman, 2008...10.57
3. Taylor Bruns, 2011 .....9.52

**Aces**

1. Cally Plummer, 2001 .....50
2. Aubrey Ezell, 2017.....46
3. Ivana Kujundzic, 2008 .....35

**Aces Per Set (Min. 25 Aces)**

1. Cally Plummer, 2001 .....0.54
2. Aubrey Ezell, 2017.....0.43
3. Iris Santos, 2005 .....0.33

**Digs**

1. Aubrey Ezell, 2017.....485
2. Paige Wheeler, 2012.....414
3. Michaela Christiaansen, 2013 .....386

**Digs Per Set (Min. 150 Digs)**

1. Aubrey Ezell, 2017.....4.49
2. Paige Wheeler, 2012.....3.91
3. Sarah Cline, 2008 .....3.84

**Block Solos**

1. Belita Salters, 2007 .....33
2. Ivana Kujundzic, 2008 .....15
- Niece Curry, 2003.....15

**Block Assists**

1. Darian Dozier, 2014 .....127
2. Lauren Ford, 2003 .....107
3. Belita Salters, 2007 .....95
- Nicole Miller, 2004.....95

**Total Blocks**

1. Darian Dozier, 2014 .....141
2. Belita Salters, 2007 .....128
3. Lauren Ford, 2004 .....118

**Blocks Per Set (Min. 50 Blocks)**

1. Lauren Ford, 2004 .....1.27
2. Belita Salters, 2007 .....1.21
3. Darian Dozier, 2014 .....1.14

**SENIOR RECORDS  
(SINCE 2007)**

**Matches Played:** Cole, Thomson, 32 (2006)  
**Sets Played:** Alexis Thomson, 123 (2006)

**Kills**

1. Shonda Cole, 2006 .....703
2. Juliette Thévenin, 2013.....466
3. Sarah Blomgren, 2015.....345

**Kills Per Set**

1. Shonda Cole, 2006 .....5.76
2. Juliette Thévenin, 2013.....4.57
3. Berna Dwyer, 2002 .....3.22

**Attacks**

1. Shonda Cole, 2006 .....1,541
2. Juliette Thévenin, 2013 .....1,173
3. Sarah Blomgren, 2015.....851

**Hitting Percentage (Min. 250 Attacks)**

1. Belita Salters, 2008 ..... (.389)
2. Berna Dwyer, 2002 ..... (.354)
3. Darian Dozier, 2015 ..... (.314)

**Assists**

1. Megan Hosp, 2002 .....1,218
2. Iris Santos, 2006 .....978
3. Bridgette Denson-Dorman, 2009 ..924

**Assists Per Set (Min. 150 Assists)**

1. Megan Hosp, 2002 .....12.30
2. Iris Santos, 2006 .....11.37
3. Taylor Bruns, 2012 .....9.34

**Aces**

1. Megan Hosp, 2002 .....53
2. Shonda Cole, 2006 .....47
3. Ivana Kujundzic, 2009 .....23

**Aces Per Set (Min. 25 Aces)**

1. Cally Plummer, 2002 .....0.57
2. Megan Hosp, 2002 .....0.54
3. Shonda Cole, 2006 .....0.39

**Digs**

1. Mikaela Christiaansen, 2014.....535
2. Hannah Lawing, 2010 .....523
3. Sarah Cline, 2009 .....498

**Digs Per Set (Min. 150 Digs)**

1. Hannah Lawing, 2010 .....4.89
2. Sarah Cline, 2009 .....4.57
3. Mikaela Christiaansen, 2014.....4.35

**Block Solos**

1. Darian Dozier, 2015 .....18
2. Nicole Miller, 2005 .....17
3. Shonda Cole, 2006 .....15
- Belita Salters, 2008 .....15

**Block Assists**

1. Berna Dwyer, 2002 .....88
- Nicole Miller, 2005 .....88
3. Darian Dozier, 2015 .....86

**Total Blocks**

1. Nicole Miller, 2005 .....107
2. Darian Dozier, 2015 .....104
3. Berna Dwyer, 2002 .....102

**Blocks Per Set (Min. 50 Blocks)**

1. Nicole Miller, 2005 .....1.13
2. Berna Dwyer, 2002 .....1.10
3. Darian Dozier, 2015 .....1.01





# DOTTIE HAMPTON || INTERIM HEAD COACH

- Previously served on the staff as assistant coach and recruiting coordinator
- Was head coach for one season at Niagara
- Part of staff that brought in the 26th-ranked recruiting class for 2017
- Previously coached at Butler, George Mason, Pitt and Indiana
- Was a two-sport athlete at IPFW

The 12th head coach in Gamecock Volleyball history, Dottie Hampton has been elevated to the interim head coach after four years as the Gamecocks' assistant coach and recruiting coordinator.

Hampton has been a key factor in developing a talented young core that boosted the program to its highest win total since 2012, as South Carolina went 18-12 in 2016. Freshmen Mikayla Shields, Courtney Koehler, Claire Edwards and Alicia Starr each played major roles for the team in their first seasons, and enter 2017 as players to watch for the Gamecocks.

In 2015, she helped recruit a stellar class of six freshmen who combined to start 43 matches and play major roles across every position. Aubrey Ezell would be a highlight, as she earned three weekly SEC awards and was named to the conference's All-Freshman team at the end of the year.

Hampton spent the 2013 season as an assistant coach at Butler University and brings a wealth of experience as a coach and player to the Gamecock staff. A native of Richmond, Ind., Hampton works on the offensive side with the Gamecocks' outside hitters and middle blockers.

With the help of Hampton, the Bulldogs had their best season of head coach Sharon Clark's 14-year tenure in 2013 as they went 24-8 overall and 11-5 in BIG EAST play. Hampton helped outside hitter Belle Obert (first team), middle blocker Erica Stahl (first team) and setter Morgan Peterson (second team) earn All-BIG EAST honors. Stahl was also named first team All-East Region by the American Volleyball Coaches Association.

Prior to coaching at Butler, Hampton served as head coach at Niagara in 2012. She guided the Purple Eagles to a 15-14 record, including a 12-6 mark in the Metro Atlantic Athletic Conference. Under the tutelage of Hampton, outside hitter Kari Honomichl was named MAAC Player of the Year, becoming the first Niagara player to earn the honor.

Hampton has also served as an assistant coach at Pittsburgh, George Mason and Indiana. During the 2011 season, she helped the Panthers to an 18-15 record. From 2007-11 Hampton was an assistant coach at George Mason and worked with the middle blockers, setters and defensive specialists. During the 2009 season, Hampton played an integral role in leading the Patriots to a 23-9 overall record and a Colonial Athletic Association Conference title, earning an NCAA Tournament berth. Middle blocker Holly Goode was named the CAA Player of the Year and AVCA All-East Region with Hampton's guidance in 2009.

Hampton gained her first assistant coaching experience at Indiana from 2005-06, working with the Hoosiers' middle blockers. Middle blocker Mandy Eberle set single-season records for block assists and total blocks for the Hoosiers in 2005.

Coaching club volleyball has also been a big part of Hampton's career. She began with the Indy Juniors in 2002 and last coached a club team in 2011-12 with the Pittsburgh Elite. Her 2004 Indy Juniors 18-1 squad qualified for the USA Nationals, and every senior earned a spot on a collegiate roster.

During her playing days, Hampton was a standout for IPFW from 1994-97. She garnered AVCA All-America honors and was a three-time GLVC All-Conference and two-time All-Region selection. Hampton, who was inducted into the IPFW Hall of Fame in 2010, was also a two-time IPFW Player of the Year. She earned her degree in communications with a minor in media production from Purdue University while attending IPFW.

Following her playing career at IPFW, Hampton played as an outside hitter in the European Professional league, playing in Finland, Italy, Portugal and Turkey from 1998-2001.

Hampton is married to Arisca Hampton. The couple resides in Columbia.



## HEAD COACHING RECORD

Year	School	Overall			Conference			Finish
		W	L	PCT	W	L	PCT	
2012	Niagara	15	14	.517	12	6	.667	-
2017	South Carolina	3	10	.300	3	10	.300	-
<b>TOTAL</b>		<b>18</b>	<b>24</b>	<b>.429</b>	<b>15</b>	<b>16</b>	<b>.484</b>	

## ASSISTANT COACHING RECORD

Year	School	W	L	PCT	W	L	PCT
2014-17	South Carolina	57	50	.533	21	36	.368
2013	Butler	24	8	.750	11	5	.688
2011-12	Pittsburgh	35	29	.547	14	15	.483
2007-11	George Mason	67	70	.489	33	37	.471
2005-06	Indiana	19	45	.297	3	37	.075

13 Seasons

## THE HAMPTON TIMELINE

Coaching	Education
2017-present	Interim head coach, South Carolina
2014-2017	Assistant coach/recruiting coordinator, South Carolina
2013	Assistant coach, Butler
2012	Head coach, Niagara
2011-12	Assistant coach, Pittsburgh/Assistant coach, Pittsburgh Elite Club
2007-11	Assistant coach, George Mason
2005-06	Assistant coach, Indiana
2002-05	Co-head coach, Indy Juniors Volleyball Club
1998	B.A., Media Production, Purdue



# # 1 CLAIRE EDWARDS

6-2 | Freshman | MB/RS | Sports/Entertainment Mgmt Major | Columbia, S.C. (River Bluff)

### SEASON HIGHS

**Kills** 13, Texas Tech (9/16)  
**Attempts** 32, Texas Tech (9/16)  
**Hit. % (Min. 5 Att.)** .545, Troy (8/26)  
**Assists** 1, 2x, last vs. Ga. Southern (9/15)  
**Aces** 2, 2x, last vs. Ga. Southern (9/15)  
**Digs** 5, Texas Tech (9/16/17)  
**Block Solo** 3, Ole Miss (10/15/17)  
**Block Assists** 6, 2x, last vs. Texas Tech (9/16)  
**Total Blocks** 7, UNF (8/26)

### CAREER HIGHS

**Kills** 13, Texas Tech (9/16/17)  
**Attempts** 32, Texas Tech (9/16/17)  
**Hit. % (Min. 5 Att.)** .714, Gardner-Webb (9/17/16)  
**Assists** 1, 3x, last vs. Ga. Southern (9/15/17)  
**Aces** 2, 2x, last vs. Ga. Southern (9/15/17)  
**Digs** 5, Texas Tech (9/16/17)  
**Block Solo** 3, Ole Miss (10/15/17)  
**Block Assists** 6, 4x, last vs. Texas Tech (9/16/17)  
**Total Blocks** 7, 2x, last vs. UNF (8/26/17)

### SEASON HIGHLIGHTS

- Tied a career high with seven blocks against UNF (8/26)
- Hit .545 with six kills against Troy (8/26)
- Hit a career-high two aces in the fifth set of the loss against Radford (9/9)
- Led the team with a career-high 13 kills against Texas Tech, also setting new career highs for digs and block assists (9/16)
- Hit .471 with nine kills vs. Tennessee (10/1)
- Had three solo blocks vs. Ole Miss, a new career best (10/16)
- Hit .432 with 19 kills over two road matches at Tennessee and Kentucky (11/3-5)

## CAREER STATISTICS

YEAR	SP	MP	KILL	K/S	ERR	ATT	PCT	AST	A/S	SA	SA/S	SE	DIG	D/S	RE	BS	BA	TB	B/S	BE	BHE	PTS	PT/S
2016	63	26	79	1.25	23	177	.316	1	0.02	4	0.06	7	3	0.05	0	8	46	54	0.86	5	0	114.0	1.81
2017	93	26	156	1.68	75	392	.207	2	0.02	12	0.13	39	33	0.35	0	14	55	69	0.74	4	3	209.5	2.25
<b>TOTAL</b>	<b>156</b>	<b>52</b>	<b>235</b>	<b>1.51</b>	<b>98</b>	<b>569</b>	<b>.241</b>	<b>3</b>	<b>0.02</b>	<b>16</b>	<b>0.10</b>	<b>46</b>	<b>36</b>	<b>0.23</b>	<b>0</b>	<b>22</b>	<b>101</b>	<b>123</b>	<b>0.79</b>	<b>9</b>	<b>3</b>	<b>323.5</b>	<b>2.07</b>



# # 3 JESS VASTINE

6-0 | Freshman | OH | Exercise Science Major | Wittman, Ariz. (Millennium)

### SEASON/CAREER HIGHS

**Kills** 9, Georgia Southern (9/15)  
**Attempts** 22, Duke (9/2)  
**Hit. % (Min. 5 Att.)** .571, Clemson (9/16)  
**Assists** 2, 2x, last vs. Georgia (10/6)  
**Aces** 3, Arkansas (11/12)  
**Digs** 11, Duke (9/2)  
**Blocks Solo** -  
**Block Assists** 4, Duke (9/2)  
**Total Blocks** 4, Duke (9/2)

### SEASON HIGHLIGHTS

- Popped up 11 digs and added four block assists and three kills in the win over Duke (9/2).
- Made her first start against EKU (9/8)
- Her nine kills against Georgia Southern set a new personal best and led the team (9/15)
- Had eight digs and four kills vs. Tennessee (10/1)
- Her three aces against Arkansas were a personal best (11/12)

### BEFORE SOUTH CAROLINA

- Finished second in kills and third in aces at the state's Division II level.
- Was a AIA Division I first team member while playing for her mother at Millennium High School.

## CAREER STATISTICS

YEAR	SP	MP	KILL	K/S	ERR	ATT	PCT	AST	A/S	SA	SA/S	SE	DIG	D/S	RE	BS	BA	TB	B/S	BE	BHE	PTS	PT/S
2017	80	27	35	0.44	20	138	.109	18	0.22	11	0.14	10	100	1.25	22	0	9	9	0.11	1	0	50.5	0.62
<b>TOTAL</b>	<b>80</b>	<b>27</b>	<b>35</b>	<b>0.44</b>	<b>20</b>	<b>138</b>	<b>.109</b>	<b>18</b>	<b>0.22</b>	<b>11</b>	<b>0.14</b>	<b>10</b>	<b>100</b>	<b>1.25</b>	<b>22</b>	<b>0</b>	<b>9</b>	<b>9</b>	<b>0.11</b>	<b>1</b>	<b>0</b>	<b>50.5</b>	<b>0.62</b>



# # 5 AUBREY EZELL

5-8 | Junior | DS/Libero | Public Health Major | Granbury, Texas (Granbury)

### SEASON HIGHS

**Kills** 1, 2x, last vs. Radford (9/9)  
**Attempts** 5, UNCW (9/1)  
**Hit. % (Min. 5 Att.)** .200, UNCW (9/1)  
**Assists** 17, UNCW (9/1)  
**Aces** 6, Miami (9/8)  
**Digs** 25, 2x, last at Auburn (10/18)  
**Blocks Solo** -  
**Block Assists** -  
**Total Blocks** -

### CAREER HIGHS

**Kills** 5, 2x, last vs. Arkansas (10/25/15)  
**Attempts** 9, Winthrop (9/5/15)  
**Hit. % (Min. 5 Att.)** .600, Clemson (9/4/16)  
**Assists** 62, Tennessee (10/18/15)  
**Aces** 6, Miami (9/8/17)  
**Digs** 25, 2x, last at Auburn (10/18/17)  
**Blocks Solo** 1, 4x, last at Ga. Southern (9/10/16)  
**Block Assists** 5, Auburn (11/6/15)  
**Total Blocks** 5, Auburn (11/6/15)

### SEASON HIGHLIGHTS

- Set a career high with 19 digs against Mercer (8/25)
- Recorded her 26th career double-double against UNCW, finishing with 17 assists and 15 digs (9/1)
- Recorded 16 aces over 13 sets at the Carolina Classic, including six against Miami to match a career high and tying the program record for aces in a five-set match (9/8)
- Dug up a career-high 25 balls against Tennessee (10/1)
- Matched her high with 25 digs at Auburn, also adding in eight assists (10/18)

## CAREER STATISTICS

YEAR	SP	MP	KILL	K/S	ERR	ATT	PCT	AST	A/S	SA	SA/S	SE	DIG	D/S	RE	BS	BA	TB	B/S	BE	BHE	PTS	PT/S
2015	114	31	50	0.44	22	141	.199	1167	10.24	47	0.41	94	309	2.71	0	4	47	51	0.45	10	10	124.5	1.09
2016	106	30	42	0.40	9	108	.306	726	6.85	41	0.39	62	218	2.06	1	1	8	9	0.08	1	0	88.0	0.83
2017	108	28	2	0.02	3	17	-.059	115	1.06	46	0.43	78	485	4.49	26	0	0	0	0.00	0	7	48.0	0.44
<b>TOTAL</b>	<b>328</b>	<b>89</b>	<b>94</b>	<b>0.29</b>	<b>34</b>	<b>266</b>	<b>.226</b>	<b>2008</b>	<b>6.12</b>	<b>134</b>	<b>0.41</b>	<b>234</b>	<b>1012</b>	<b>3.09</b>	<b>27</b>	<b>5</b>	<b>55</b>	<b>60</b>	<b>0.18</b>	<b>11</b>	<b>17</b>	<b>260.5</b>	<b>0.79</b>





# # 6 COURTNEY KOEHLER

5-11 | Sophomore | Setter | Sports/Entertainment Mgmt Major | Asheville, N.C. (A.C. Reynolds)

SEASON/CAREER HIGHS	
<b>Kills</b>	6, 2x, last at Auburn (10/18)
<b>Attempts</b>	12, Texas Tech (9/16)
<b>Hit. % (Min. 5 Att.)</b>	.625, Ga. Southern (9/15)
<b>Assists</b>	54, Missouri (11/8)
<b>Aces</b>	3, 2x, last vs. Arkansas (11/12)
<b>Digs</b>	11, 3x, last vs. Texas Tech (9/16)
<b>Blocks Solo</b>	2, Miami (Ohio) (9/8)
<b>Block Assists</b>	4, Texas Tech (9/16)
<b>Total Blocks</b>	4, Texas Tech (9/16)

CAREER HIGHS	
<b>Kills</b>	6, 2x, last at Auburn (10/18/17)
<b>Attempts</b>	12, Texas Tech (9/16/17)
<b>Hit. % (Min. 5 Att.)</b>	.625, Ga. Southern (9/15/17)
<b>Assists</b>	54, Missouri (11/8/17)
<b>Aces</b>	3, 2x, last vs. Arkansas (11/12/17)
<b>Digs</b>	11, 4x, last vs. Texas Tech (9/16/17)
<b>Blocks Solo</b>	2, Miami (Ohio) (9/8/17)
<b>Block Assists</b>	4, Texas Tech (9/16/17)
<b>Total Blocks</b>	4, Texas Tech (9/16/17)

- SEASON HIGHLIGHTS**
- Posted a double-double against UNCW, with 30 assists and 10 digs (9/1)
  - Tied a career high with 11 digs against Miami, and set a career high with two solo blocks (9/8)
  - Set new career highs for kills and blocks against Texas Tech, and matched her personal best in digs (9/16)
  - Had a solid all-around match at Auburn, with six kills, 41 assists, 10 digs and a pair of aces (10/18)
  - Dished out a career-high 54 assists vs. Tennessee (11/3)

## CAREER STATISTICS

YEAR	SP	MP	KILL	K/S	ERR	ATT	PCT	AST	A/S	SA	SA/S	SE	DIG	D/S	RE	BS	BA	TB	B/S	BE	BHE	PTS	PT/S
2016	97	30	1	0.01	4	11	-.273	388	4.00	12	0.12	9	105	1.08	1	0	2	2	0.02	1	5	14.0	0.14
2017	108	28	80	0.74	14	190	.347	1030	9.54	21	0.19	22	203	1.88	0	9	33	42	0.39	10	32	126.5	1.17
<b>TOTAL</b>	<b>205</b>	<b>58</b>	<b>81</b>	<b>0.40</b>	<b>18</b>	<b>201</b>	<b>.313</b>	<b>1418</b>	<b>6.92</b>	<b>33</b>	<b>0.16</b>	<b>31</b>	<b>308</b>	<b>1.50</b>	<b>1</b>	<b>9</b>	<b>35</b>	<b>44</b>	<b>0.21</b>	<b>11</b>	<b>37</b>	<b>140.5</b>	<b>0.68</b>



# # 7 BROOKE GOSTOMSKI

6-0 | Freshman | OH | Pharmacy Major | Muskego, Wisc. (Muskego)


SEASON/CAREER HIGHS	
<b>Kills</b>	5, Mercer (8/25)
<b>Attempts</b>	8, Mercer (8/25)
<b>Hit. % (Min. 5 Att.)</b>	.500, Mercer (8/25)
<b>Assists</b>	1, 2x, last at Alabama (10/24)
<b>Aces</b>	2, LSU (9/29)
<b>Digs</b>	9, Alabama (10/22)
<b>Blocks Solo</b>	-
<b>Block Assists</b>	-
<b>Total Blocks</b>	-

- SEASON HIGHLIGHTS**
- Made her college debut with five kills off the bench against Mercer, hitting .500 (8/25)
  - Recorded a pair of aces against LSU (9/29)
  - Set a season high with nine digs at Alabama (10/22)

- BEFORE SOUTH CAROLINA**
- Multiple-time Wisconsin Volleyball Coaches Association (WVCA) All-State honoree.
  - She missed her senior season due to injury, but still was named one of the top 150 high school seniors due to her success at the club level.

## CAREER STATISTICS

YEAR	SP	MP	KILL	K/S	ERR	ATT	PCT	AST	A/S	SA	SA/S	SE	DIG	D/S	RE	BS	BA	TB	B/S	BE	BHE	PTS	PT/S
2017	39	17	11	0.28	4	26	.269	2	0.05	7	0.18	5	28	0.72	5	0	1	1	0.03	0	0	18.5	0.46
<b>TOTAL</b>	<b>39</b>	<b>17</b>	<b>11</b>	<b>0.28</b>	<b>4</b>	<b>26</b>	<b>.269</b>	<b>2</b>	<b>0.05</b>	<b>7</b>	<b>0.18</b>	<b>5</b>	<b>28</b>	<b>0.72</b>	<b>5</b>	<b>0</b>	<b>1</b>	<b>1</b>	<b>0.03</b>	<b>0</b>	<b>0</b>	<b>18.5</b>	<b>0.46</b>



# # 8 MIKAYLA SHIELDS

6-0 | Sophomore | RS/OH | Biological Sciences Major | Orlando, Fla. (Lake Nona)

SEASON HIGHS	
<b>Kills</b>	29, Missouri (11/8)
<b>Attempts</b>	57, Alabama (10/22)
<b>Hit. % (Min. 5 Att.)</b>	.511, Duke (9/2)
<b>Assists</b>	3, 2x, last vs. Missouri (11/8)
<b>Aces</b>	6, Texas A&M (11/19)
<b>Digs</b>	19, 2x, last at Tennessee (11/3)
<b>Blocks Solo</b>	2, 3x, last vs. Missouri (11/8)
<b>Block Assists</b>	4, 2x, last vs. Clemson (9/16)
<b>Total Blocks</b>	5, 2x, last vs. Georgia (10/6)

CAREER HIGHS	
<b>Kills</b>	26, Duke (9/2/17)
<b>Attempts</b>	57, Alabama (10/22/17)
<b>Hit. % (Min. 5 Att.)</b>	.619, William & Mary (9/17/16)
<b>Assists</b>	3, 2x, last vs. Missouri (11/8/17)
<b>Aces</b>	6, 2x, last at Texas A&M (11/19/17)
<b>Digs</b>	19, 2x, last at Tennessee (11/3/17)
<b>Blocks Solo</b>	2, 3x, last vs. Missouri (11/8/17)
<b>Block Assists</b>	5, 2x, last at Georgia (10/7/16)
<b>Total Blocks</b>	6, Binghamton (8/27/16)

- SEASON HIGHLIGHTS**
- Averaged 5.33 kills and 3.17 digs per set, while hitting .383, at the Duke Invitational (9/1-2).
  - Led the offense with four kills and 3.15 digs per set at the Carolina Classic (9/8-9)
  - Led the team with 21 kills and added 10 digs against Tennessee (10/1)
  - Had 19 kills and 16 digs at Alabama (10/22)
  - Hit .419 with 23 kills and 19 digs at Tennessee (11/3)
  - Hit .480 with a career-high 29 kills vs. Missouri (11/8)

## CAREER STATISTICS

YEAR	SP	MP	KILL	K/S	ERR	ATT	PCT	AST	A/S	SA	SA/S	SE	DIG	D/S	RE	BS	BA	TB	B/S	BE	BHE	PTS	PT/S
2016	105	30	341	3.25	108	757	.308	7	0.07	8	0.08	7	116	1.10	5	5	65	70	0.67	13	1	386.5	3.68
2017	108	28	393	3.64	122	959	.283	24	0.22	19	0.18	42	263	2.44	19	17	52	69	0.64	12	3	455.0	4.21
<b>TOTAL</b>	<b>213</b>	<b>58</b>	<b>734</b>	<b>3.45</b>	<b>230</b>	<b>1716</b>	<b>.294</b>	<b>31</b>	<b>0.15</b>	<b>27</b>	<b>0.13</b>	<b>49</b>	<b>379</b>	<b>1.78</b>	<b>24</b>	<b>22</b>	<b>117</b>	<b>139</b>	<b>0.65</b>	<b>25</b>	<b>4</b>	<b>841.5</b>	<b>3.95</b>





# # 9 ELLIE POPELKA

6-2 | Freshman | MB | Business Major | Williamsburg, Va. (Jamestown)

### SEASON/CAREER HIGHS

Kills	-
Attempts	-
Hit. % (Min. 5 Att.)	-
Assists	-
Aces	-
Digs	-
Blocks Solo	-
Block Assists	-
Total Blocks	-

### SEASON HIGHLIGHTS

•
---

### BEFORE SOUTH CAROLINA

- A high school all-american for Jamestown High School in Virginia
- Made the AVCA's high school phenom team three times
- Wendy's High School Heisman representative for her high school

## CAREER STATISTICS

YEAR	SP	MP	KILL	K/S	ERR	ATT	PCT	AST	A/S	SA	SA/S	SE	DIG	D/S	RE	BS	BA	TB	B/S	BE	BHE	PTS	PT/S	
2017	-	-	-	-	-	-	-	-	-	-	-	-	-	-	-	-	-	-	-	-	-	-	-	-
<b>TOTAL</b>	-	-	-	-	-	-	-	-	-	-	-	-	-	-	-	-	-	-	-	-	-	-	-	-



# # 10 EMMA LOCK

5-9 | R-Sophomore | DS/Libero | Experimental Psychology Major | Lee's Summit, Mo. (Lee's Summit)

### SEASON HIGHS

Kills	1, 2x, last vs. UNCW (9/1)
Attempts	1, 3x, last vs. ECU (9/8)
Hit. % (Min. 5 Att.)	-
Assists	4, Mercer (8/25)
Aces	2, 2x, last vs. Duke (9/2)
Digs	11, 2x, last at Auburn (10/18)
Blocks Solo	-
Block Assists	-
Total Blocks	-

### CAREER HIGHS

Kills	1, 4x, last vs. UNCW (9/1/17)
Attempts	5, LSU (9/27/15)
Hit. % (Min. 5 Att.)	.200, LSU (9/27/15)
Assists	4, 3x, last vs. Mercer (8/25/17)
Aces	2, 2x, last vs. UNF (8/26/17)
Digs	19, Western Michigan (9/12/15)
Blocks Solo	N/A
Block Assists	N/A
Total Blocks	N/A

### SEASON HIGHLIGHTS

- Returned from a season-ending injury to see time in all three weekend matches for the Gamecocks in their season opener
- Served up a pair of aces against UNF, also adding a weekend-best three digs
- Matched a career high with four assists against Mercer (8/25)
- Dug up 11 balls against UNCW (9/1)
- Added 11 digs off the bench at Auburn (10/18)

## CAREER STATISTICS

YEAR	SP	MP	KILL	K/S	ERR	ATT	PCT	AST	A/S	SA	SA/S	SE	DIG	D/S	RE	BS	BA	TB	B/S	BE	BHE	PTS	PT/S
2015	87	27	2	0.02	3	16	-.062	31	0.36	11	0.13	16	140	1.61	10	0	0	0	0.00	0	3	13.0	0.15
2016	15	9	1	0.07	1	2	.000	0	0.00	2	0.13	4	208	1.45	22	0	0	0	0.00	0	3	23.0	0.16
2017	64	22	2	0.03	3	9	-.111	11	0.17	7	0.11	12	74	1.16	11	0	0	0	0.00	0	0	9.0	0.14
<b>TOTAL</b>	<b>166</b>	<b>58</b>	<b>5</b>	<b>0.03</b>	<b>7</b>	<b>27</b>	<b>-.074</b>	<b>42</b>	<b>0.25</b>	<b>20</b>	<b>0.12</b>	<b>32</b>	<b>241</b>	<b>1.45</b>	<b>25</b>	<b>0</b>	<b>0</b>	<b>0</b>	<b>0.00</b>	<b>0</b>	<b>3</b>	<b>25.0</b>	<b>0.15</b>



# # 11 MIKAYLA ROBINSON

6-2 | Freshman | MB | Broadcast Journalism Major | West Dundee, Ill. (Harvest Christian Academy)

### SEASON/CAREER HIGHS

Kills	14, Radford (9/9)
Attempts	32, Radford (9/9)
Hit. % (Min. 5 Att.)	.846, Mercer (8/25)
Assists	1, 5x, last vs. Missouri (11/8)
Aces	-
Digs	2, ECU (9/8)
Blocks Solo	2, 3x, last vs. Auburn (10/29)
Block Assists	7, 2x, last vs. Auburn (10/29)
Total Blocks	9, Auburn (10/29)

### SEASON HIGHLIGHTS

- Set the program's rally scoring era record for hitting percentage (.846) vs. Mercer (8/25)
- Averaged 1.60 blocks per set at the Clemson Challenge (9/15-16)
- Helped the team upset Auburn thanks to 13 kills and five blocks (10/18)
- Hit .500 with 14 kills and five blocks at Alabama (10/22)
- Set a season high with nine blocks against Auburn (10/29)

### BEFORE SOUTH CAROLINA

- Ranked as a top-20 recruit, and is also a high school all-american.
- Made Volleyball Magazine's Fab 50 team

## CAREER STATISTICS

YEAR	SP	MP	KILL	K/S	ERR	ATT	PCT	AST	A/S	SA	SA/S	SE	DIG	D/S	RE	BS	BA	TB	B/S	BE	BHE	PTS	PT/S
2017	107	28	245	2.29	86	500	.318	5	0.05	0	0.00	0	8	0.07	1	16	92	108	1.01	6	0	307.0	2.87
<b>TOTAL</b>	<b>107</b>	<b>28</b>	<b>245</b>	<b>2.29</b>	<b>86</b>	<b>500</b>	<b>.318</b>	<b>5</b>	<b>0.05</b>	<b>0</b>	<b>0.00</b>	<b>0</b>	<b>8</b>	<b>0.07</b>	<b>1</b>	<b>16</b>	<b>92</b>	<b>108</b>	<b>1.01</b>	<b>6</b>	<b>0</b>	<b>307.0</b>	<b>2.87</b>



# # 12 COURTNEY FURLONG

6-3 | Junior | OH | Experimental Psychology Major | Oviedo, Fla. (Oviedo)

### SEASON HIGHS

<b>Kills</b>	10, 2x, last at Kentucky (11/3)
<b>Attempts</b>	32, Tennessee (11/3)
<b>Hit. %</b> (Min. 5 Att.)	.350, UNF (8/26)
<b>Assists</b>	2, Tennessee (11/3)
<b>Aces</b>	2, Radford (9/9)
<b>Digs</b>	16, UNCW (9/1)
<b>Blocks Solo</b>	1, 2x, last vs. UNCW (9/1)
<b>Block Assists</b>	5, EKU (9/8)
<b>Total Blocks</b>	5, EKU (9/8)

### CAREER HIGHS

<b>Kills</b>	13, Western Michigan (9/12/15)
<b>Attempts</b>	40, Western Michigan (9/12/15)
<b>Hit. %</b> (Min. 5 Att.)	.556, Georgia (11/6/16)
<b>Assists</b>	2, 2x, last at Tennessee (11/3/17)
<b>Aces</b>	2, Radford (9/9/17)
<b>Digs</b>	16, UNCW (9/1/17)
<b>Blocks Solo</b>	2, at Charleston (8/26/16)
<b>Block Assists</b>	5, EKU (9/8/17)
<b>Total Blocks</b>	5, EKU (9/8/17)

### SEASON HIGHLIGHTS

- Hit. 350 with 10 kills in the win over North Florida (8/26)
- Came off the bench and had three kills, an ace and a solo block in the win over Troy (8/26)
- Dug a career-high 16 balls against UNCW (9/1)
- Matched a season-high with 10 kills at Tennessee, and added five digs and two blocks (11/3)

## CAREER STATISTICS

YEAR	SP	MP	KILL	K/S	ERR	ATT	PCT	AST	A/S	SA	SA/S	SE	DIG	D/S	RE	BS	BA	TB	B/S	BE	BHE	PTS	PT/S
2015	86	31	110	1.28	54	356	.157	4	0.05	2	0.02	0	37	0.43	2	5	26	31	0.36	4	0	130.0	1.51
2016	41	22	63	1.54	29	162	.210	6	0.15	0	0.00	1	25	0.61	6	5	15	20	0.49	0	0	75.5	1.83
2017	66	24	94	1.42	63	343	.090	5	0.08	3	0.05	1	49	0.74	7	4	34	38	0.58	7	0	118.0	1.79
<b>TOTAL</b>	<b>193</b>	<b>77</b>	<b>267</b>	<b>1.38</b>	<b>146</b>	<b>861</b>	<b>.141</b>	<b>15</b>	<b>0.08</b>	<b>5</b>	<b>0.03</b>	<b>2</b>	<b>111</b>	<b>0.58</b>	<b>15</b>	<b>14</b>	<b>75</b>	<b>89</b>	<b>0.46</b>	<b>11</b>	<b>0</b>	<b>323.5</b>	<b>1.67</b>



# # 15 JESSE TURNER

6-2 | Junior | MB/RS | Biological Sciences Major | Austin, Texas (Westlake)

### SEASON HIGHS

<b>Kills</b>	1, Troy (8/26)
<b>Attempts</b>	3, Troy (8/26)
<b>Hit. %</b> (Min. 5 Att.)	-
<b>Assists</b>	-
<b>Aces</b>	-
<b>Digs</b>	-
<b>Blocks Solo</b>	-
<b>Block Assists</b>	-
<b>Total Blocks</b>	-

### CAREER HIGHS

<b>Kills</b>	3, 2x, last vs. Gardner-Webb (9/17/16)
<b>Attempts</b>	12, Florida (10/30/15)
<b>Hit. %</b> (Min. 5 Att.)	.250, Florida (10/30/15)
<b>Assists</b>	N/A
<b>Aces</b>	N/A
<b>Digs</b>	2, Florida (10/30/15)
<b>Blocks Solo</b>	N/A
<b>Block Assists</b>	1, 3x, last vs. Florida (10/9/16)
<b>Total Blocks</b>	1, 3x, last vs. Florida (10/9/16)

### SEASON HIGHLIGHTS

- Saw her first playing time against Troy, getting a kill in three swings (8/26)

## CAREER STATISTICS

YEAR	SP	MP	KILL	K/S	ERR	ATT	PCT	AST	A/S	SA	SA/S	SE	DIG	D/S	RE	BS	BA	TB	B/S	BE	BHE	PTS	PT/S
2015	5	3	3	0.60	1	16	.125	0	0.00	0	0.00	0	2	0.40	0	0	2	2	0.40	0	0	4.0	0.80
2016	7	6	8	1.14	1	30	.233	1	0.14	0	0.00	0	2	0.29	0	0	4	4	0.57	1	0	10.0	1.43
2017	1	1	1	1.00	0	3	.333	0	0.00	0	0.00	0	0	0.00	0	0	0	0	0.00	0	0	2.0	1.00
<b>TOTAL</b>	<b>13</b>	<b>10</b>	<b>12</b>	<b>0.92</b>	<b>2</b>	<b>49</b>	<b>.204</b>	<b>1</b>	<b>0.08</b>	<b>0</b>	<b>0.00</b>	<b>0</b>	<b>4</b>	<b>0.31</b>	<b>0</b>	<b>0</b>	<b>6</b>	<b>6</b>	<b>0.46</b>	<b>1</b>	<b>0</b>	<b>16.0</b>	<b>1.14</b>



# # 16 SAVANNAH MURRAY

5-9 | Sophomore | DS/Libero | Exercise Science Major | St. Augustine, Fla. (Bartram Trail)

### SEASON HIGHS

<b>Kills</b>	-
<b>Attempts</b>	-
<b>Hit. %</b> (Min. 5 Att.)	-
<b>Assists</b>	1, 2x, last vs. Missouri (11/8)
<b>Aces</b>	-
<b>Digs</b>	12, Alabama (10/22)
<b>Blocks Solo</b>	-
<b>Block Assists</b>	-
<b>Total Blocks</b>	-

### SEASON/CAREER HIGHS

<b>Kills</b>	N/A
<b>Attempts</b>	1, 2x, last at Texas A&M (10/14/16)
<b>Hit. %</b> (Min. 5 Att.)	N/A
<b>Assists</b>	1, 2x, last vs. Missouri (11/8/17)
<b>Aces</b>	1, 3x, last vs. Georgia (11/6/16)
<b>Digs</b>	12, Alabama (10/22/17)
<b>Blocks Solo</b>	N/A
<b>Block Assists</b>	N/A
<b>Total Blocks</b>	N/A

### SEASON HIGHLIGHTS

- Played the back row against Troy (8/26)
- Made her SEC debut vs. Georgia, and matched her career best with five digs (10/6)
- Set a personal best with 12 digs at Alabama (10/22)

## CAREER STATISTICS

YEAR	SP	MP	KILL	K/S	ERR	ATT	PCT	AST	A/S	SA	SA/S	SE	DIG	D/S	RE	BS	BA	TB	B/S	BE	BHE	PTS	PT/S
2016	26	14	0	0.00	1	2	-.500	2	0.08	3	0.12	8	18	0.69	4	0	0	0	0.00	0	0	3.0	0.12
2017	20	11	0	0.00	0	0	.000	2	0.10	0	0.00	2	27	1.35	2	0	0	0	0.00	0	0	0.0	0.00
<b>TOTAL</b>	<b>46</b>	<b>25</b>	<b>0</b>	<b>0.00</b>	<b>1</b>	<b>2</b>	<b>-.500</b>	<b>4</b>	<b>0.09</b>	<b>3</b>	<b>0.07</b>	<b>10</b>	<b>45</b>	<b>0.98</b>	<b>6</b>	<b>0</b>	<b>0</b>	<b>0</b>	<b>0.00</b>	<b>0</b>	<b>0</b>	<b>3.0</b>	<b>0.07</b>





# # 20 ALICIA STARR

6-0 | Sophomore | LS/MB | Exercise Science Major | Blue Springs, Mo. (Blue Springs)

### SEASON HIGHS

<b>Kills</b>	12, Duke (9/2)
<b>Attempts</b>	36, Mississippi State (9/22)
<b>Hit. %</b> (Min. 5 Att.)	.500, Duke (9/2)
<b>Assists</b>	3, Texas Tech (9/16)
<b>Aces</b>	1, 2x, last vs. Clemson (9/16)
<b>Digs</b>	11, Texas Tech (9/16)
<b>Blocks Solo</b>	1, 4x, last vs. Georgia (10/6)
<b>Block Assists</b>	7, Duke (9/2)
<b>Total Blocks</b>	7, Duke (9/2)

### CAREER HIGHS

<b>Kills</b>	12, Duke (9/2/17)
<b>Attempts</b>	36, Mississippi State (9/22/17)
<b>Hit. %</b> (Min. 5 Att.)	.833, Davidson (9/16/16)
<b>Assists</b>	3, Texas Tech (9/16/17)
<b>Aces</b>	1, 10x, last vs. Clemson (9/16/17)
<b>Digs</b>	11, Texas Tech (9/16/17)
<b>Blocks Solo</b>	4, Davidson (9/16/16)
<b>Block Assists</b>	9, Kentucky (9/2/16)
<b>Total Blocks</b>	11, Kentucky (10/2/16)

### SEASON HIGHLIGHTS

- Hit .333 with five kills in the win over Mercer (8/25)
- Popped up four digs to go along with four blocks and eight kills in the win over North Florida (8/26)
- Set a career high with 12 kills and six digs against Duke, also adding seven block assists (9/2)

## CAREER STATISTICS

YEAR	SP	MP	KILL	K/S	ERR	ATT	PCT	AST	A/S	SA	SA/S	SE	DIG	D/S	RE	BS	BA	TB	B/S	BE	BHE	PTS	PT/S
2016	71	25	80	1.13	17	189	.333	2	0.03	8	0.11	4	25	0.35	0	14	66	80	1.13	8	0	135.0	1.90
2017	82	25	147	1.79	54	451	.206	16	0.20	3	0.04	13	94	1.15	14	5	45	50	0.61	6	0	177.5	2.16
<b>TOTAL</b>	<b>153</b>	<b>50</b>	<b>227</b>	<b>1.48</b>	<b>71</b>	<b>640</b>	<b>.244</b>	<b>18</b>	<b>0.12</b>	<b>11</b>	<b>0.07</b>	<b>17</b>	<b>119</b>	<b>0.78</b>	<b>14</b>	<b>19</b>	<b>111</b>	<b>130</b>	<b>0.85</b>	<b>14</b>	<b>0</b>	<b>312.5</b>	<b>2.04</b>



# # 22 ABREIA EPPS

6-0 | Senior | OH/RS | Counselor Education Masters | Columbia, S.C. (Charlotte)

### SEASON HIGHS

<b>Kills</b>	13, Alabama (11/17)
<b>Attempts</b>	36, UNCW (9/1)
<b>Hit. %</b> (Min. 5 Att.)	.406, Arkansas (11/12)
<b>Assists</b>	1, Miami (9/8)
<b>Aces</b>	-
<b>Digs</b>	4, Georgia (10/6)
<b>Blocks Solo</b>	-
<b>Block Assists</b>	1, 11x, last at Kentucky (11/5)
<b>Total Blocks</b>	1, 11x, last vs. Kentucky (11/5)

### CAREER HIGHS

<b>Kills</b>	13, 2x, last vs. Alabama (11/17/17)
<b>Attempts</b>	36, UNCW (9/1/17)
<b>Hit. %</b> (Min. 5 Att.)	.588, Furman (9/3/16)
<b>Assists</b>	1, Miami (9/8/17)
<b>Aces</b>	N/A
<b>Digs</b>	2, 5x, last at Georgia (10/7/16)
<b>Blocks Solo</b>	2, College of Charleston (8/26/16)
<b>Block Assists</b>	6, Kentucky (10/2/16)
<b>Total Blocks</b>	6, Kentucky (10/2/16)

### SEASON HIGHLIGHTS

- Missed the opening weekend due to injury
- Returned to action at the Duke Invite, and had nine kills against UNCW (9/1)
- Had 16 kills over eight sets against LSU and Tennessee
- Had 10 kills at #6 Kentucky (11/5)
- Had 12 kills and hit .406 against Arkansas (11/12)
- Set a season high with 13 kills against Alabama

## CAREER STATISTICS

YEAR	SP	MP	KILL	K/S	ERR	ATT	PCT	AST	A/S	SA	SA/S	SE	DIG	D/S	RE	BS	BA	TB	B/S	BE	BHE	PTS	PT/S
2014*	116	31	263	2.27	135	686	.187	4	0.03	0	0.00	0	41	0.35	3	7	55	62	0.53	12	1		
2015*	94	27	280	2.98	103	734	.241	3	0.03	0	0.00	0	40	0.43	4	6	39	45	0.48	11	0		
<b>TOTAL</b>	<b>210</b>	<b>58</b>	<b>543</b>	<b>2.58</b>	<b>238</b>	<b>1420</b>	<b>.215</b>	<b>7</b>	<b>0.03</b>	<b>0</b>	<b>0.00</b>	<b>0</b>	<b>81</b>	<b>0.39</b>	<b>7</b>	<b>13</b>	<b>94</b>	<b>107</b>	<b>0.51</b>	<b>23</b>	<b>1</b>		

\*at UNC-Charlotte

YEAR	SP	MP	KILL	K/S	ERR	ATT	PCT	AST	A/S	SA	SA/S	SE	DIG	D/S	RE	BS	BA	TB	B/S	BE	BHE	PTS	PT/S
2016	73	26	140	1.92	58	345	.238	0	0.00	0	0.00	0	21	0.29	0	2	31	33	0.45	3	0	157.5	2.15
2017	76	22	141	1.86	76	412	.158	2	0.03	0	0.00	0	27	0.36	5	0	11	11	0.14	7	0	146.5	1.92
<b>TOTAL</b>	<b>149</b>	<b>48</b>	<b>281</b>	<b>1.89</b>	<b>134</b>	<b>757</b>	<b>.194</b>	<b>2</b>	<b>0.01</b>	<b>0</b>	<b>0.00</b>	<b>0</b>	<b>48</b>	<b>0.32</b>	<b>5</b>	<b>2</b>	<b>42</b>	<b>44</b>	<b>0.30</b>	<b>10</b>	<b>0</b>	<b>304.0</b>	<b>2.04</b>



# # 23 CALLIE BROWN

6-1 | Junior | MB/RS | Broadcast Journalism Major | Summerfield, N.C. (Rockingham County)

### SEASON HIGHS

<b>Kills</b>	2, Alabama (10/22)
<b>Attempts</b>	5, Alabama (10/22)
<b>Hit. %</b> (Min. 5 Att.)	.200, Alabama (10/22)
<b>Assists</b>	-
<b>Aces</b>	-
<b>Digs</b>	-
<b>Blocks Solo</b>	-
<b>Block Assists</b>	2, UNCW (9/1)
<b>Total Blocks</b>	2, UNCW (9/1)

### CAREER HIGHS

<b>Kills</b>	3, N.C. Central (8/29/15)
<b>Attempts</b>	5, 2x, last at Alabama (10/22/17)
<b>Hit. %</b> (Min. 5 Att.)	.200, Alabama (10/22/17)
<b>Assists</b>	N/A
<b>Aces</b>	N/A
<b>Digs</b>	1, Tennessee (10/18/15)
<b>Blocks Solo</b>	N/A
<b>Block Assists</b>	2, UNCW (9/1/17)
<b>Total Blocks</b>	2, UNCW (9/1/17)

### SEASON HIGHLIGHTS

- Saw time in the win against Troy, getting a kill over three swings (8/26)
- Had a career-high two block assists against UNCW (9/1)
- Played in two sets at Alabama, and finished with two kills and a block assist (10/22)

## CAREER STATISTICS

YEAR	SP	MP	KILL	K/S	ERR	ATT	PCT	AST	A/S	SA	SA/S	SE	DIG	D/S	RE	BS	BA	TB	B/S	BE	BHE	PTS	PT/S
2015	18	14	4	0.22	0	11	.364	0	0.00	0	0.00	0	1	0.06	0	0	2	2	0.11	0	0	5.0	0.28
2016	4	4	4	1.00	4	12	.000	0	0.00	0	0.00	0	0	0.00	0	0	0	0	0.00	0	0	4.0	1.00
2017	6	5	3	0.50	2	11	.091	0	0.00	0	0.00	0	0	0.00	0	0	3	3	0.50	0	0	4.5	0.67
<b>TOTAL</b>	<b>28</b>	<b>23</b>	<b>11</b>	<b>0.39</b>	<b>6</b>	<b>34</b>	<b>.147</b>	<b>0</b>	<b>0.00</b>	<b>0</b>	<b>0.00</b>	<b>0</b>	<b>1</b>	<b>0.04</b>	<b>0</b>	<b>0</b>	<b>5</b>	<b>5</b>	<b>0.18</b>	<b>0</b>	<b>0</b>	<b>13.5</b>	<b>0.46</b>





# # 25 COURTNEY MCKEAG

6-0 | R-Junior | MB/OH | Criminology Major | San Juan Capistrano, Calif. (San Juan Hills)

### SEASON HIGHS

<b>Kills</b>	1, 2x, last at Texas A&M (11/19)
<b>Attempts</b>	3, UNF (8/26)
<b>Hit. %</b> (Min. 5 Att.)	-
<b>Assists</b>	2, Missouri (11/8)
<b>Aces</b>	1, 2x, last at Texas A&M (11/19)
<b>Digs</b>	7, Tennessee (11/3)
<b>Blocks Solo</b>	-
<b>Block Assists</b>	-
<b>Total Blocks</b>	-

### CAREER HIGHS

<b>Kills</b>	2, Buffalo (9/9/16)
<b>Attempts</b>	4, Gardner-Webb (9/17/16)
<b>Hit. %</b> (Min. 5 Att.)	N/A
<b>Assists</b>	2, Missouri (11/8/17)
<b>Aces</b>	1, 4x, last at Texas A&M (11/19/17)
<b>Digs</b>	7, Tennessee (11/3/17)
<b>Blocks Solo</b>	N/A
<b>Block Assists</b>	N/A
<b>Total Blocks</b>	N/A

### SEASON HIGHLIGHTS

- Came off the bench in the victory over North Florida, getting a kill and a dig (8/26)
- Played in the back row vs. Auburn and set a new personal best with three digs (10/29)
- Earned her first career start at Tennessee, and responded with seven digs as a back-row defender

## CAREER STATISTICS

YEAR	SP	MP	KILL	K/S	ERR	ATT	PCT	AST	A/S	SA	SA/S	SE	DIG	D/S	RE	BS	BA	TB	B/S	BE	BHE	PTS	PT/S
2014	-	-	-	-	-	-	-	-	-	DNP - Injured		-	-	-	-	-	-	-	-	-	-	-	-
2015	-	-	-	-	-	-	-	-	-	DNP - Injured		-	-	-	-	-	-	-	-	-	-	-	-
2016	5	4	3	0.60	1	9	.222	0	0.00	2	0.40	0	3	0.60	0	0	0	0	0.00	0	0	5.0	1.00
2017	30	11	2	0.07	0	5	.400	3	0.10	2	0.07	3	28	0.93	6	0	0	0	0.00	0	0	4.0	0.13
<b>TOTAL</b>	<b>35</b>	<b>15</b>	<b>5</b>	<b>0.14</b>	<b>1</b>	<b>14</b>	<b>.286</b>	<b>3</b>	<b>0.09</b>	<b>4</b>	<b>0.11</b>	<b>3</b>	<b>31</b>	<b>0.89</b>	<b>6</b>	<b>0</b>	<b>0</b>	<b>0</b>	<b>0.00</b>	<b>0</b>	<b>0</b>	<b>9.0</b>	<b>0.26</b>

## COACHES AND SUPPORT STAFF




Dottie Hampton  
Interim Head Coach  
Fourth Season



Shonda Cole  
Associate Head Coach  
Fourth Season



Adrianna Culbert  
Assistant Coach  
First Season



Julian Welsh-White  
Volunteer Assistant Coach  
First Season



Maddie Hills  
Graduate Assistant  
First Season



Alyssa Taylor  
Director of Operations  
Second Season