



SOUTH CAROLINA BASKETBALL

MBB CONTACT: EMILY MILES // EFEENEY@MAILBOX.SC.EDU // 803-777-7743 // @EMILYFEENEYSID

2015-16 SCHEDULE

OVERALL: 21-5 | SEC: 8-5

NOVEMBER

8	Allen +	W, 71-43
14	Norfolk State %	W, 84-69
16	Oral Roberts	W, 84-66
20	vs. DePaul!	W, 76-61
21/22	vs. Hofstra!	W, 94-84
23	vs. RV/RV Tulsa!	W, 83-75
27	Lipscomb	W, 92-76
30	Western Carolina	W, 76-53

DECEMBER

5	USF	W, 81-63
15	Drexel	W, 79-54
18	at Clemson ^	W, 65-59
22	vs. St. John's &	W, 75-61
30	Francis Marion	W, 78-56

JANUARY

2	Memphis	W, 86-76
5	at Auburn*	W, 81-69
9	Vanderbilt*	W, 69-65
13	at Alabama*	L, 73-50
16	Missouri*	W, 81-72
19	at Ole Miss*	W, 77-74 (OT)
23	at Tennessee*	L, 78-69
26	Mississippi State*	W, 84-74
30	Alabama*	W, 78-64

FEBRUARY

2	at Georgia*	L, 69-56
6	at 8/8 Texas A&M*	W, 81-78
10	RV/RV LSU*	W, 94-83
13	No. 22/21 Kentucky*	L, 89-62
16	at Missouri*	L, 72-67
20	--/RV Florida*	Noon/ SECN
24	Tennessee*	9 p.m./ SECN
27	at Mississippi State*	2:30/ SECN

MARCH

3	Georgia*	7 p.m./ESPN/2
5	at Arkansas*	5 p.m./SECN
9-13	SEC Tournament (Nashville)	TBD

All home games in **bold** | All times listed Eastern
 * indicates SEC contest | + indicates exhibition |
SECN+ - SEC Network + | **SECN** - SEC Network
 | **CBSSN** - CBS Sports Network | % - Paradise Jam
 (Columbia, S.C.) | ! - Paradise Jam (St. Thomas,
 USVI) | & - Hall of Fame Shootout (Uncasville,
 Conn.) | ^ - game played at Bon Secours Arena



SOCIAL HUB

@GAMECOCKMBB // #GAMECOCKS
 FACEBOOK.COM/GAMECOCKMBB

(RV/23) SOUTH CAROLINA (21-5, 8-5 SEC) vs. (--/RV) FLORIDA (17-9, 8-5 SEC)

SAT., FEB. 20 • COLONIAL LIFE ARENA (18,000) • COLUMBIA, S.C. • 12 P.M. ET



GAMECOCKS



GATORS

VS.

Head Coach: Frank Martin (FIU, '93)
Record At Carolina: 66-59 (4th season)
Career Record: 183-113 (9th season)
Record vs. Florida: 0-5

Top scorer: Carrera (14.6)
Top rebounder: Carrera (7.4)
Top assist maker: Thornwell (3.7)
Media Relations: Emily Miles
Twitter Updates: @GamecockMBB

Head Coach: Mike White (Ole Miss, '99)
Record At UF: 17-9 (1st season)
Career Record: 118-49 (5th season)
Record vs. S. Carolina: 0-0

Top scorer: Finney-Smith (15.1)
Top rebounder: Finney-Smith (8.1)
Top assist maker: Chiozza (4.4)
Media Relations: Denver Parler
Twitter Updates: @GatorsMBK

GAME 27

Broadcast: SEC Network
Play-By-Play: Dave Neal
Analyst: Jon Sundvold
Sidelines: Quint Kessenich

Radio: Gamecock Radio Network
Play-By-Play: Andy Demetra
Analyst: Casey Manning
Sirius: 145; **XM:** 190

Watch: WatchESPN
Live Stats: GamecocksOnline.com
Tickets: Sold Out

Series: Florida leads 43-22
Last Meeting: UF win, 72-68,
 J. 7, 2015 in Columbia
Series in Columbia: UF leads 21-13

PROBABLE STARTERS

SOUTH CAROLINA	HT.	WT.	YR.	HOMETOWN	PPG	RPG	MPG
G - #15 PJ Dozier	6-6	200	Fr.	Columbia, S.C.	7.4	3.4	20.0
G - #0 Sindarius Thornwell	6-5	215	Jr.	Lancaster, S.C.	12.8	4.8	32.2
F - #25 Mindaugas Kacinas	6-7	229	Sr.	Klaipeda, Lithuania	9.6	5.3	28.8
F - #24 Michael Carrera	6-5	214	Sr.	Anzoategui, Venezuela	14.6	7.4	26.9
F - #30 Chris Silva	6-9	220	Fr.	Libreville, Gabon	5.8	4.7	13.8
FLORIDA	HT.	WT.	YR.	HOMETOWN	PPG	RPG	MPG
G - #00 Kasey Hill	6-1	180	Jr.	Umatilla, Fla.	8.0	2.5	23.0
G - #4 KeVaughn Allen	6-2	183	Fr.	Little Rock, Ark.	11.9	2.6	26.3
F - #10 Dorian Finney-Smith	6-8	220	R-Sr.	Portsmouth, Va.	15.1	8.1	31.3
F - #24 Justin Leon	6-8	196	Jr.	Conway, Ark.	4.9	3.0	13.3
C - #15 John Egbunu	6-11	255	R-So.	Bauchi, Nigeria	10.8	6.6	24.9

TODAY'S GAME

The Gamecocks return to Colonial Life Arena on Saturday to host Florida in front of a sellout crowd. Game time is set for Noon against the Gators in what is the lone meeting between the two squads this regular season.
















GAME STORYLINES

- South Carolina is in its 108th season of varsity basketball in 2015-16.
- Carolina is led by fourth-year head coach Frank Martin. Alongside him are associate head coach Matt Figger, assistant coaches Perry Clark and Lamont Evans and director of men's hoops operations, Andy Assaley.
- South Carolina is receiving votes in the Associated Press' Top 25 Poll this week, while Carolina is No. 23 in the USA Today/Coaches Top 25 Poll. The Gamecocks have been receiving votes or have been ranked for the past 12 weeks in the Coaches Poll, rising to as high as 15th, and also for 12 straight weeks in the AP poll, rising to as high as 19th.
- South Carolina lost its second-straight game earlier this week, falling at Missouri, 72-67. Junior guard Duane Notice matched a career high with five 3s in the game, leading Carolina with a season high 21 points, but Mizzou had five reach double-figures, and out-rebounded the Gamecocks for the win.
- Senior forward Michael Carrera notched his eighth double-double of the season against Missouri. His eight double-doubles mark the most in a season for a Gamecock since Sam Muldrow had seven during the 2010-11 campaign.
- South Carolina looks to break a seven-game Florida win streak in the series on Saturday. Carolina's last win in the series came in a 72-69 road win on Jan. 15, 2011.
- The Gamecocks are 3-1 this season after a loss, out-scoring their opponents by an average of 7.3 points per game in those victories.



SOUTH CAROLINA GAMECOCKS

OVERALL: 21-5; SEC: 8-5; HOME: 13-1; AWAY: 4-4; NEUTRAL: 4-0

0		SINDARIUS THORNWELL - Jr. - G - 6-5 - 215 - Lancaster, S.C. MIN PTS RBS AST FG% 3FG% FT% 32.2 12.8 4.8 3.7 35.2 29.6 77.1	- 18 points, matched career high with 11 rebounds in contest at Georgia - Season high 25 points with 9 assists and 6 rebounds in win at #8 Texas A&M - 24 points, 6 rebs, 5 assists/11-of-14 FT in win vs. LSU - 9 points, 5 assists and two steals in loss at Missouri - Last 5 games: 16.6 points, 5.2 rebounds, 4.6 assists per game
1		MARCUS STROMAN - So. - G - 6-2 - 185 - Columbia, S.C. MIN PTS RBS AST FG% 3FG% FT% 14.9 2.1 2.0 1.3 23.1 50.0 68.2	- Sustained a cut on his forehead which required stitches in game at Alabama - Did not play vs. Missouri due to concussion related symptoms - Returned vs. Ole Miss, dishing two assists and collecting two steals - Dished three assists in the win vs. Mississippi State - Collected a season high 6 rebounds with two steals in home win vs. Alabama
2		RAYMOND DOBY - Fr. - F - 6-6 - 233 - Cahokia, Ill. MIN PTS RBS BLK FG% 3FG% FT% 5.1 1.6 0.8 0.1 33.3 0.0 53.8	- Played his senior season at Montrose Christian School and spent a post-grad year at St. John's Northwestern Military Academy in Wisconsin - 7 minutes vs. LSU, provided 5 points, including a perfect 3-of-3 from FT line - Pulled down three rebounds with two points vs. Kentucky
4		JAMALL GREGORY - Fr. - G - 6-2 - 202 - Washington, D.C. MIN PTS RBS AST FG% 3FG% FT% 7.2 2.0 1.1 0.7 57.9 40.0 54.5	- Season high 14 minutes vs. Francis Marion, scored six points, with 3 assists - Saw action at Alabama, scoring eight points with an assists - Season high 18 minutes in win at Ole Miss, 4 points, 4 rebounds, 2 assists - Dished an assist and collected two steals in win at #8 Texas A&M - Dished three assists in 18 minutes, adding a basket in win vs. LSU
5		TEMARCUS BLANTON - R-Fr. - G - 6-5 - 2015 - Locust Grove, Ga. MIN PTS RBS AST FG% 3FG% FT% 4.1 1.4 0.7 0.3 28.6 50.0 1.000	- Suffered a hip injury that required surgery during the 2014-15 preseason and missed the entire campaign - Scored first points as a Gamecock with two at the foul line vs. USF - Hit a pair of 3s on back-to-back possessions in final minutes of Drexel contest
10		DUANE NOTICE - Jr. - G - 6-2 - 218 - Woodbridge, Ontario MIN PTS RBS AST FG% 3FG% FT% 25.5 11.4 2.3 1.9 39.8 41.7 75.9	- 15 points, hitting four 3s with two steals in home win vs. LSU - Tallied 10 points vs. Kentucky - Posted second 20-point game of the season with team high 21 vs. Missouri/5 3s to match career high - Last 5 games: 11.4 points, 2.2 rebounds, 1.1 assists
14		LAIMONAS CHATKEVICIUS - Sr. - F - 6-11 - 245 - Klaipeda, Lithuania MIN PTS RBS BLK FG% 3FG% FT% 21.0 9.2 4.3 0.9 51.1 27.3 71.2	- 10 points with seven assists and a pair of blocks in win vs. Missouri - Double-double with 17 points and game high 10 rebounds in win at Ole Miss - 8 points and 4 rebounds off the bench in home win vs. Alabama - 6 points, 4 rebounds in win vs. LSU - Last 5 games: 5.0 points, 2.6 rebounds per game
15		PJ DOZIER - Fr. - G - 6-6 - 200 - Columbia, S.C. MIN PTS RBS AST FG% 3FG% FT% 20.0 7.4 3.4 1.9 38.4 18.4 54.0	- 7 points, 5 rebounds and two assists in home win vs. Alabama - 9 points, four assists and a steal in win at #8 Texas A&M - Solid in win vs. LSU, 12 points, three assists and a steal - 12 points, 4 rebounds, 2 assists in contest at Missouri - Last 5 games: 7.8 points, 2.6 rebounds, 2.4 assists per game
20		JUSTIN MCKIE - Jr. - G - 6-4 - 197 - Columbia, S.C. MIN PTS RBS AST FG% 3FG% FT% 7.3 1.2 0.9 1.0 22.9 14.3 60.0	- Solid in win vs. Lipscomb, posting six points, and dishing a career high five assists with one steal in 19 minutes - 17 assists against 4 turnovers this season - DNP in home win vs. Alabama due to an illness
21		JOHN RAGIN - Fr. - G - 6-2 - 177 - Eastover, S.C. MIN PTS RBS AST FG% 3FG% FT% 2.0 0.5 0.3 0.0 33.3 0.0 0.0	- Averaged 13 points during senior season at Cardinal Newman High School - Scored first-career points vs. Francis Marion - Not available vs. Memphis and Auburn due to an abdominal strain - Not available vs. LSU, Kentucky or at Missouri due to an illness
23		ERIC COBB - Fr. - F - 6-9 - 296 - Jacksonville, Fla. MIN PTS RBS BLK FG% 3FG% FT% 6.2 1.1 1.9 0.1 63.2 0.0 0.56	- Starred in exhibition vs. Allen with game best 14 rebounds and 8 points in 23 min. - Four rebounds and a block in win vs. Drexel - Four points and five rebounds, playing very well vs. Clemson - Season high seven rebounds in win vs. Francis Marion, also two assists
24		MICHAEL CARRERA - Sr. - F - 6-5 - 214 - Anzoátegui, Venezuela MIN PTS RBS AST FG% 3FG% FT% 26.9 14.6 7.4 1.3 49.4 46.6 76.5	- 20 points, four rebounds/6-of-6 from floor in win at #8 Texas A&M - 16 points, with 14 in the second half, also 6 rebounds and 2 steals in home win vs. LSU - 25 points, 10 rebounds, three blocks in loss to Kentucky - 14 points, 10 rebounds for his eighth double-double of the season at Missouri - Last 5 games: 17.2 points, 8.0 rebounds, 1.6 blocks per game
25		MINDAUGAS KACINAS - Sr. - F - 6-7 - 229 - Klaipeda, Lithuania MIN PTS RBS AST FG% 3FG% FT% 28.8 9.6 5.3 0.9 51.1 26.7 59.2	- 8 points, 6 rebounds and 3 assists in home win vs. Alabama - 7 points, 6 rebounds and an assist at Georgia - 11 points, three rebounds in win at #8 Texas A&M - 6 points, 6 rebounds and a pair of assists in win vs. LSU - Last 5 games: 5.2 points, 4.2 rebounds per game
30		CHRIS SILVA - Fr. - F - 6-9 - 220 - Libreville, Gabon MIN PTS RBS BLK FG% 3FG% FT% 13.8 5.8 4.7 0.9 46.9 0.0 61.6	- Native of Gabon, but played high school basketball at Roselle Catholic in N.J. - 5 points, 3 rebounds in win vs. LSU - 10 points with 8 rebounds and two blocks vs. Kentucky - 4 points, 6 rebounds at Missouri - Last 5 games: 5.8 points, 5.2 rebounds, 0.9 blocks per game
31		JARRELL HOLLIMAN - R-So. - F - 6-7 - 200 - Alpharetta, Ga. MIN PTS RBS AST FG% 3FG% FT% 1.7 0.0 0.0 0.0 0.0 0.0 0.0	- Played one year at Elmhurst College - Also ran track and field during high school career - A music major who one day would like to play in a symphony

INTERVIEW POLICIES

All interview requests must be made in advance to SID Emily Miles in the South Carolina Media Relations Office. Beginning with the start of practice in October, Miles will release a weekly coach and student-athlete availability schedule to media on Mondays.

Post-Game Interview Policy: After each home game, the visiting coach will address the media first, followed by South Carolina student-athletes then South Carolina head coach Frank Martin. (Depending on deadline, this may be altered on a game-by-game basis).

Road Interview Policy: Interviews with Coach Martin and Gamecock student-athletes while on the road will be scheduled according to the home post-game media procedure.

All interviews are to be coordinated through the Media Relations Office. This allows the staff to arrange the interview when it best suits the student-athlete's and the reporter's schedules. Please contact the Media Relations Office in advance to make your interview requests. Media are not permitted to contact student-athletes on their own at any time.

All interviews will take place at the designated media interview site for that day as listed in the weekly availability schedule or in the Media Relations Office.

Dormitory, apartment and cell phone numbers for student-athletes will not be provided to the media. Should you need to conduct a telephone interview with a student-athlete, a call will be placed to you from the student-athlete at a mutually agreeable time.

SOUTH CAROLINA MEDIA RELATIONS

Emily Miles, primary contact

Associate Director

cell: 803-727-3284

e-mail: efeeney@mailbox.sc.edu

Twitter: @EmilyFeeneySID

Website: www.GamecocksOnline.com

Facebook: www.Facebook.com/GamecockMBB

Twitter: @GamecockMBB

Instagram: @GamecockMBB

BY THE NUMBERS

14/10

Senior Michael Carrera posted his eighth double-double of the season with 14 points and 10 rebounds vs. Mizzou. He is tied for fifth in the SEC in double-doubles this season.

5.5

Over the course of the last four games, junior guard Sindarius Thornwell is averaging 5.5 assists per outing, including a season high 9 vs. Texas A&M.

30+

South Carolina has 11 games this season with at least 30 free throw attempts, including 36 in the win vs. LSU. The Gamecocks rank 3rd nationally in total FT attempts (766).

3-1

South Carolina is 3-1 this season in games decided by five points or less. The lone loss came on Tuesday at Missouri in a 72-67 decision.

A SOUTH CAROLINA WIN WOULD ...

- Be the Gamecocks' 22nd win of the season, the most since the 2005-06 team went 23-15 on the year.
- Be the Gamecocks' ninth SEC win of the season, the most since the 2009 squad won 10 games in league play.
- Snap a seven-game Florida win streak in the series.

- After averaging a combined 50.4 percent from the floor in wins vs. Texas A&M and LSU, the Gamecocks have hit just a combined 33.1 percent in the losses to Kentucky and Missouri.

- Through 13 league games, Sindarius Thornwell and Michael Carrera have led the Gamecocks in scoring in all but one SEC game, each pacing Carolina in scoring six times.

- South Carolina is 34th in the most recent NCAA RPI (Feb. 18), and the Gamecocks are 8-3 against teams in the top 100 of the RPI.

- The Gamecocks are in their 25th season of competition in the Southeastern Conference in 2016. Carolina owns a 152-251 (.377) all-time record in SEC play.

- Frank Martin owns a 73-76 (.489) all-time record in conference games.

- Senior forward Mindaugas Kacinas was named CoSIDA Academic All-District on Feb. 11, as he holds above a 3.3 cumulative GPA. The honor is the first of his career, and Kacinas now moves onto the national ballot for Academic All-America honors.

- The Gamecocks hit just 32.7 percent (18-55) from the field, and Kentucky shot 48.4 percent (31-64), which saw the Wildcats post an 89-62 win over the Gamecocks in Columbia last Saturday. The UK win broke a 13-game South Carolina home win streak. Senior forward Michael Carrera continued to dominate on the offensive end, leading Carolina in scoring with 25 points, while pulling down 10 rebounds as well. The Wildcats saw two reach the 25-point mark, with sophomore guard Tyler Ullis leading the way with 27.

- South Carolina held off Ben Simmons and the LSU Tigers on Feb. 10 to jump to the top of the SEC standings with a 94-83 victory over the visitors. Junior guard Sindarius Thornwell led Carolina for the second straight game, hitting six shots, and adding 11 points from the charity stripe for a game high 24. Once again the Gamecocks shot well in the game, hitting 48.4 percent from the field, and 75.0 percent from the free throw line.

- The Gamecocks notched their first road win over a top-10 opponent in 10 years on Feb. 6, winning a thriller at Reed Arena vs. No. 8/8 Texas A&M, 81-78. Junior guard Sindarius Thornwell had his top game of the season, posting 25 points - just one shy of matching his career high

- while also dishing an impressive nine assists to lead the Gamecocks in the win. Senior forward Michael Carrera continued his hot streak as well, scoring 20 points en route to the 1,000th of his career. Carrera also dished two assists in the win. - South Carolina's win at No. 8/8 Texas A&M marked its first road win over a top-10 opponent since defeating No. 6/7 Florida in Gainesville on Feb. 8, 2006.

- The win at A&M was the Gamecocks' second top-10 win in the last two seasons, as the Gamecocks defeated then No. 9/9 Iowa State in a neutral site meeting in New York City on Jan. 3, 2015.

- After hitting a season low 31.6 percent from the floor in the loss at Georgia on Feb. 2, the Gamecocks responded with their best shooting percentage of the conference campaign, hitting 52.6 percent from the floor in the win at Texas A&M.

- With his 20 points at A&M, Carrera became the 43rd member of the South Carolina 1,000 point club.

- Carolina hit just 31.6 percent from the floor, and was out-rebounded for just the fourth time this season in a 69-56 loss at Georgia on Feb. 2. The Bulldogs didn't shoot much better, hitting only 38.6 percent from the floor, but UGA hit four more shots in the game to clinch the SEC win. Junior guard Sindarius Thornwell collected his second double-double of the season with team highs of 18 points and 11 rebounds, while senior forward Michael Carrera tallied his third-straight double-double with 11 points and 10 boards.

- With Thornwell and Carrera both collecting double-doubles at Georgia, it marked the first time two Gamecocks have reached the mark in the same game since Carrera and Lakeem Jackson both had double-doubles in Frank Martin's first-ever SEC win, an 82-73 overtime victory at LSU on Jan. 16, 2012.

STAT COMPARISON

	SC	FLORIDA	NCAA Rank
Record	21-5	17-9	17/89
Conference Record	8-5	8-5	-
Current Streak	L2	W1	-
Scoring Avg.	77.0	73.1	92/181
Opponent Scoring Avg.	69.7	65.9	129/47
Scoring Margin	+7.3	+7.2	70/72
Field Goal %	.430	.422	231/259
Opponent Field Goal %	.396	.396	29/27
3-Point Field Goal %	.349	.315	161/298
Opponent 3-Point Field Goal %	.357	.333	249/115
3-Point Field Goal Made PG	6.2	6.9	254/177
3-Point Field Goal Attempts PG	17.6	21.2	259/96%
Free Throw %	.676	.641	251/330
Opponent Free Throw %	.682	.669	-
Rebounding Avg.	41.5	40.8	9/20
Opponent Rebounding Avg.	33.8	37.7	-
Rebounding Margin	+7.7	+3.2	20/89
Turnovers Avg.	14.2	11.7	295/67
Opponent Turnover Avg.	15.3	13.3	30/135
Assists Avg.	13.3	12.8	177/208
Blocks Avg.	4.5	4.5	62/62
Steals Avg.	6.9	6.6	95/117

% indicates total attempts

NCAA stats game through Feb. 16

ASSOCIATED PRESS TOP 25

Feb. 15, 2016

Rk.	Team	Record	Pts.
1	Villanova (44)	22-3	1,601
2	Kansas (21)	21-4	1,578
3	Oklahoma	20-4	1,471
4	Iowa	20-5	1,349
5	North Carolina	21-4	1,343
6	Maryland	22-4	1,248
7	Virginia	20-5	1,188
8	Xavier	22-3	1,174
8	Michigan State	21-5	1,174
10	West Virginia	20-5	1,094
11	Miami (FL)	20-4	1,036
12	Arizona	21-5	823
13	Iowa State	18-7	742
14	Kentucky	19-6	692
15	Dayton	21-3	681
16	Oregon	20-6	529
17	Purdue	20-6	497
18	Louisville	19-6	494
19	Notre Dame	18-7	489
20	Duke	19-6	462
21	SMU	21-3	441
22	Indiana	20-6	232
23	Providence	19-7	125
24	Texas	16-9	123
25	Baylor	18-7	97

Others receiving votes: Texas A&M 90, Utah 75, Saint Joseph's 57, Wisconsin 47, **South Carolina 39**, USC 38, Michigan 17, Syracuse 17, Wichita St 14, Stony Brook 13, Monmouth 10, California 8, Hawaii 5, UNC Wilmington 4, San Diego State 3, Yale 3, Cincinnati 2

Dropped from rankings: Texas A&M 15, USC 23, Wichita St 25

USA TODAY TOP 25

Feb. 15, 2016

Rk.	Team	Record	Pts.
1	Villanova (25)	22-3	785
2	Kansas (7)	21-4	764
3	Oklahoma	20-4	680
4	North Carolina	21-4	674
5	Maryland	22-4	636
6	Iowa	20-5	624
7	Xavier	22-3	615
8	Virginia	20-5	579
9	Michigan State	21-5	560
10	Miami (FL)	20-4	558
11	West Virginia	20-5	488
12	Arizona	21-5	425
13	Dayton	21-3	382
14	Kentucky	19-6	346
15	Iowa State	18-7	319
16	Purdue	20-6	298
17	Oregon	20-6	259
18	Notre Dame	18-7	203
19	Duke	19-6	183
20	Providence	19-7	161
21	Indiana	20-6	154
22	Baylor	18-7	109
23	South Carolina	21-4	108
24	Texas A&M	18-7	106
25	Texas	16-9	73

Others receiving votes: Utah 60, Wisconsin 32, Wichita St 30, Michigan 29, USC 26, Gonzaga 26, Saint Joseph's 17, Pittsburgh 16, California 15, LSU 13, Saint Mary's 13, Seton Hall 11, Hawaii 7, Florida 5, Texas Tech 5, Syracuse 3, Valparaiso 1, Stony Brook 1, Monmouth 1

Dropped from rankings: USC 23, Wichita St 24



SOUTHEASTERN CONFERENCE STANDINGS

As of Feb. 18

Team	Conference	Overall
Kentucky	9-3	19-6
LSU	9-4	16-10
South Carolina	8-5	21-5
Florida	8-5	17-9
Texas A&M	8-5	19-7
Alabama	7-6	16-9
Georgia	7-6	14-10
Vanderbilt	7-6	15-11
Ole Miss	6-7	16-10
Tennessee	5-7	12-13
Arkansas	5-8	12-14
Auburn	4-9	10-15
Mississippi State	4-9	11-14
Missouri	3-10	10-16

COACHES TELECONFERENCE

The weekly SEC men's basketball coaches teleconference will begin Monday, Jan. 4 and continue through March 7. Media representatives wishing to participate in the teleconference should contact the SEC Communications Department for further details. Each coach will appear on the teleconference for seven minutes, according to the following schedule:

ORDER OF APPEARANCE

(All Times Eastern)

11:00 a.m.	Kevin Stallings, Vanderbilt
11:07 a.m.	Mike White, Florida
11:14 a.m.	Frank Martin, South Carolina
11:21 a.m.	Mark Fox, Georgia
11:28 a.m.	Johnny Jones, LSU
11:35 a.m.	John Calipari, Kentucky
11:42 a.m.	Rick Barnes, Tennessee
11:49 a.m.	Mike Anderson, Arkansas
11:56 a.m.	Avery Johnson, Alabama
12:03 a.m.	Bruce Pearl, Auburn
12:10 a.m.	Andy Kennedy, Ole Miss
12:17 a.m.	Ben Howland, Miss. State
12:24 a.m.	Kim Anderson, Missouri
12:31 a.m.	Billy Kennedy, Texas A&M

In addition, the SEC men's basketball teams who make it to postseason will be on a teleconference on Monday, March 14 beginning at 10:00 a.m. CT.

All SEC basketball teleconferences can be listened to on the internet at www.secdigitalnetwork.com shortly after the conclusion of the teleconference.

CAROLINA BENCH PRODUCTION

GAME	SC-OPP	DIFF.	SC HIGH
			BENCH SCORER
Norfolk State	38-36	+2	Notice, 14
Oral Roberts	26-8	+18	Notice, 18
vs. DePaul	22-32	-10	Notice, 11
vs. Hofstra	16-15	+1	Notice/Silva, 7
vs. Tulsa	15-22	-8	Notice, 11
Lipscomb	34-33	+1	Notice, 16
Western Carolina	24-17	+7	Silva, 9
USF	23-25	-2	Notice, 15
Drexel	26-19	+7	Silva, 9
at Clemson	16-8	+8	Notice, 10
vs. St. John's	26-11	+15	Notice, 20
Francis Marion	48-32	+16	Silva, 13
Memphis	28-30	-2	Notice, 15
at Auburn	24-3	+21	Notice, 12
Vanderbilt	15-23	-8	Notice, 8
at Alabama	22-28	-6	Gregory, 8
Missouri	17-31	-14	Silva, 9
at Ole Miss	20-13	+7	Notice, 14
at Tennessee	29-14	+15	Notice, 14
Mississippi State	18-4	+14	Notice, 13
Alabama	17-7	+10	Chatkevicius, 8
at Georgia	13-8	+5	Chatkevicius, 7
at Texas A&M	9-16	-7	Notice, 5
LSU	31-14	+17	Notice, 15
Kentucky	16-6	+10	Notice, 10
at Missouri	28-22	+6	Notice, 21
Florida			
Tennessee			
at Mississippi State			
Georgia			
at Arkansas			

SPECIALTY STATS

(PP) points in paint; (OT) points off turnovers; (2nd) second chance points; (FB) fast break points

(South Carolina-Opponent)

GAME	PP	OT	2ND	FB
Norfolk State	24-14	19-13	21-13	10-4
Oral Roberts	42-20	12-5	25-6	7-2
vs. DePaul	30-22	11-12	19-11	9-6
vs. Hofstra	44-18	13-15	24-9	8-6
vs. Tulsa	34-32	18-12	4-6	4-8
Lipscomb	54-28	18-13	13-9	16-9
Western Carolina	32-12	18-6	13-9	8-10
USF	38-30	27-8	10-13	23-9
Drexel	34-12	18-2	9-3	10-0
at Clemson	24-24	6-12	11-13	2-0
vs. St. John's	36-20	13-19	14-9	2-2
Francis Marion	34-18	29-7	10-8	12-2
Memphis	28-20	17-10	17-12	2-12
at Auburn	32-24	28-22	9-6	12-4
Vanderbilt	36-22	18-9	12-12	13-2
at Alabama	26-20	8-23	6-12	6-2
Missouri	44-32	20-9	21-5	10-19
at Ole Miss	40-26	11-9	19-13	0-8
at Tennessee	40-14	17-24	14-2	7-7
Mississippi State	36-18	18-22	14-13	4-13
Alabama	28-26	14-4	23-15	11-12
at Georgia	22-22	12-14	12-16	0-4
at Texas A&M	28-26	19-22	8-11	12-9
LSU	38-36	16-8	7-19	11-9
Kentucky	20-34	10-22	16-14	7-12
at Missouri	26-28	19-20	8-14	4-10
Florida				
Tennessee				
at Mississippi State				
Georgia				
at Arkansas				
SEC Tourney				
NCAA Tourney				
SC Total	870	429	359	210
SC Average	33.4	16.5	13.8	8.1
Opp Total	598	342	273	181
Opp Average	23.0	13.2	10.5	6.9

UNIVERSITY INFORMATION

Location.....	Columbia, S.C.
Founded.....	1801
Enrollment.....	32,972
Nickname.....	Gamecocks
Colors	Garnet (PMS 202) and Black
National Affiliation	NCAA Division I
Conference.....	Southeastern (SEC)
Athletics Web Address	www.GamecocksOnline.com
University Web Address.....	www.sc.edu
President	Dr. Harris Pastides
NCAA Representative	Dr. Valinda Littlefield
Athletics Director.....	Ray Tanner
Basketball Administrator/Chief Operating Officer.....	Kevin O'Connell

BASKETBALL STAFF/INFORMATION

Head Coach	Frank Martin
Alma Mater.....	Florida International, '93
Record At South Carolina/Seasons	66-59 (.528), 4th season
Overall Record/Seasons	183-113 (.618), 9th season
Assoc. Head Coach/Recruiting Coord.	Matt Figger (Eastern Kentucky, '95)
Assistant Coach	Perry Clark (Gettysburg, '74)
Assistant Coach.....	Lamont Evans (Kansas State, '09)
Director of Basketball Operations	Andy Assaley (Cincinnati, '96)
Strength & Conditioning Coach.....	Scott Greenawalt (Muskingum College, '98)
Athletic Trainer	Mark Rodger (Buffalo, '01)
Video Coordinator.....	Patrick Schulte (Kansas State, '13)
Student-Athlete Development	Doug Edwards (Florida State, '07)
Associate Media Relations Director.....	Emily Miles (Feeney) (Ball State, '03)
Home Arena.....	Colonial Life Arena
Capacity.....	18,000
Arena General Manager.....	Lexi Boone
Press Row Phone Number.....	803-777-6182

BASKETBALL HISTORY

First Year of Basketball.....	1908
All-Time Record.....	1,363-1,208-1 (.530)
Overall Postseason Record.....	25-18
NCAA Tournament Appearances	8 (1971, 1972, 1973, 1974, 1989, 1997, 1998, 2004)
NCAA Tournament Record.....	4-9
Last NCAA Tournament Appearance	2004, L vs. Memphis, 59-43
NIT Appearances	11 (1969, 1975, 1978, 1983, 1991, 1996, 2001, 2002, 2005, 2006, 2009)
NIT Record	21-9
Last NIT Appearance	2009, L vs. Davidson, 70-63
Conference Championships/Titles.....	
SoCon Regular Season (1927, 1933, 1934, 1945); SoCon Tournament Champion (1933); ACC Regular Season (1970); ACC Champion (1971); SEC Regular Season (1997); SEC East Division Co-Champions (2009)	

TEAM INFORMATION

2014-15 Record	17-16
Southeastern Conference Record/Finish	6-12/t-11th
SEC Tournament Record	2-1
Postseason	N/A
Letterwinners Returning/Lost.....	8/4
Starters Returning/Lost	4/1
<i>*based on final game starters from 2014-15 season</i>	
Newcomers	7
Roster Breakdown	4 seniors, 3 juniors, 2 sophomores, 7 freshmen

GAMECOCKS IN THE POLLS

South Carolina is receiving votes in the Associated Press' Top 25 Poll this week, while Carolina is No. 23 in the USA Today/Coaches Top 25 Poll. The Gamecocks have been receiving votes or have been ranked for the past 12 weeks in the Coaches Poll, rising to as high as 15th, and also for 12 straight weeks in the AP poll, rising to as high as 19th.

SCOUTING FLORIDA

- Florida enters Saturday's matchup vs. the Gamecocks with a 17-9 overall record, which includes an 8-5 mark in league contests after posting a 57-53 win at Georgia on Tuesday. The Gators are tied for third in the SEC from a record standpoint with South Carolina and Texas A&M.
- The Gators have won two road SEC games this season, at Georgia on Tuesday and at Ole Miss on Jan. 16.
- The Gators have won three of their last five, and seven of their last 10 games.
- Led by head coach Mike White in his first season, three average double-figures for UF, led by redshirt-senior forward Dorian Finney-Smith's 15.1 per outing. Freshman guard KeVaughn Allen adds 11.9 per game, and redshirt-sophomore John Egbunu averages 10.8 points per game.
- Six Florida players average at least 7.1 points per game in overall games this season.
- Finney-Smith also paces the team with 8.1 rebounds per game, which ranks fifth in the SEC.
- The Gators rank second in the SEC in scoring defense, with opponents averaging just 65.9 points per game, while UF also ranks fourth in the league in field goal percentage defense (39.6%, 598-1,510), which is just one spot above South Carolina in fifth (39.6%, 593-1,497).
- Florida averages 62.2 points per game in road games this season.



UP NEXT

South Carolina continues a homestand when it hosts Tennessee on Wednesday, Feb. 24. Game time vs. the Vols is set for 9 p.m. ET. The meeting will mark the second between the two schools this season, as UT posted a 78-69 win vs. the Gamecocks in Knoxville last month. Dave Neal (play-by-play) and Daymeon Fishback (analyst) will have the call for the SEC Network broadcast.

GAMECOCK DEFENSE

Gamecock opponents average 69.7 points per game this season against the Carolina defense, which also forces an average of 15.3 turnovers per game, and collects 6.9 steals per game. Below is a quick look at where the Gamecocks rank in the SEC (overall games) in a selection of defensive categories (through Feb. 17 games):

- Scoring Defense:** 7th, 69.7 opp. points per game (Texas A&M 1st with 65.4 per game)
- FG Percent Defense:** 5th, 39.6 percent (Georgia 1st with 37.8 percent)
- Rebounding Defense:** 2nd, 33.8 opponent rebounds per game (Kentucky 1st with 33.0 per game)
- Steals:** 5th, 6.9 per game (Ole Miss 1st with 7.8 per game)
- Defensive Rebound Percent:** 1st, 71.3 percent (707 defensive rebs., compared to 284 opponent offensive rebs. per game)

GAMECOCK OFFENSE

South Carolina has scored at least 80 points in 12 of 26 games this season, capped by its 94-point effort vs. Hofstra and LSU. Last season, Carolina eclipsed the 80-point mark just four total times. Below is a quick look at where the Gamecocks rank in the SEC (overall games) in a selection of offensive categories (through Feb. 17 games):

- Scoring:** 4th, 77.0 points per game (LSU 1st with 80.7 per game)
- Scoring Margin:** 4th, +7.3 margin (Kentucky 1st with +11.9)
- Offensive Rebounds:** 1st, 14.3 per game

BY THE NUMBERS

- 18,000** - The contest vs. Florida marks the third sellout this season, and also marks the first time that the Colonial Life Arena has been sold out three times in one season for men's basketball.
- 37** - Junior guard Duane Notice is just 37 points away from reaching 1,000 for his career. When he reaches the mark, he'll be the third Gamecock this season to reach the career milestone - junior guard Sindarius Thornwell tallied his 1,000th career point vs. Vandy on Jan. 9, and senior forward Michael Carrera reached the mark vs. Texas A&M on Feb. 6.
- 7** - Senior forward Michael Carrera is one of just seven Gamecocks all-time to reach 1,000 points and at least 700 rebounds.
- 16.8/8.7** - Senior forward Michael Carrera ranks eighth in the league in strictly league games with 16.8 points per game, and third with 8.7 rebounds per game.

33.4 - The Gamecocks have out-scored 22 of 26 opponents this season in points in the paint, averaging 33.4 points in the paint per game. That accounts for 43.4 percent of the Gamecocks' points scored this season.

5 - Rookie forward Raymond Doby saw seven minutes of action in the victory vs. LSU, scoring five points to help the Gamecocks in a critical stretch in the second half. Doby scored three of those points at the foul line, while also dishing an assist and grabbing a steal.

25/24 - Junior guard Sindarius Thornwell tallied 25 points in the win at Texas A&M on Feb. 6 and 24 in the matchup vs. LSU. It marked the first back-to-back 20-point performances for Thornwell since his rookie season of 2013-14.

8+ - In its 25 seasons in the SEC the Gamecocks have won eight or more SEC games just six times, including this season.

31 - The Gamecocks bench accounted for 31 points in the win vs. LSU, the most bench points scored for Carolina during the SEC campaign.

13 - South Carolina's 13 home wins this season are the most since the 2008-09 Gamecocks went 16-3 at Colonial Life Arena.

2 - Senior forward Mindaugas Kacinas hit a pair of 3s in the Gamecock upset win at Texas A&M on Feb. 6. He had only made one three in the previous nine SEC games to start the league campaign in 2016.

22 - The Gamecocks dished 22 assists on 30 made baskets in the win at Texas A&M. The second-most assists in a game this season for Carolina (24 vs. Lipscomb).

9 - Junior guard Sindarius Thornwell matched a career high with nine assists in the win at Texas A&M. For the year, Thornwell leads the Gamecocks with 3.7 assists per game.

6-6/5-5 - In the win at A&M, senior forward Michael Carrera reached his 1,000th career point, hitting 6-of-6 from the field, and 5-of-5 from the 3-point line. His five made 3s marked a new career high.

46.6% - In overall games this season senior forward Michael Carrera has hit 41-of-88 attempts from 3-point range, 46.6 percent.

10+ - At least two Gamecocks have reached double-figure scoring in every game this season, with the exception of the Alabama contest on Jan. 13.

50+ - South Carolina has four games with at least 50 rebounds this season, including 51 on Jan. 26 vs. Mississippi State and 50 vs. Alabama on Jan. 23.

25 - Carolina out-rebounded Mississippi State by 25 on Jan. 26, the biggest margin for the Gamecocks since out-rebounding The Citadel by 24 on Nov. 12, 2007. A span of 271 games.

34 - Senior forward Michael Carrera's 34 points against Mississippi State were the most scored by a Gamecock since Brenton Williams tallied 32 in a road contest at Missouri on Jan. 25, 2014.

10 - Senior forward Mindaugas Kacinas pulled down 10 rebounds to go along with seven points in the win vs. MSU. It marked Kacinas' 15th career game with double-figure rebounds and his third of the season.

18 - Rookie guard Jamall Gregory played a season high 18 minutes in Carolina's win at Ole Miss on Jan. 19. Gregory scored four points, including a highlight reel dunk in the second half, while also pulling down five rebounds. He also aided the Gamecock offense with two assists against zero turnovers in the contest.

11 - South Carolina trailed by as many as 11 points in the matchup at Ole Miss before the comeback win. It was Carolina's first comeback win in a true road game after trailing by double-digits since posting a 58-55 win at Clemson on Dec. 4, 2011. The Gamecocks trailed the Tigers by 10 in that contest.

5 - In scoring a team high 22 points at Auburn, Thornwell hit a career high five 3s. It was the most made 3s in a game by a Gamecock since classmate Duane Notice hit his own career high five vs. Clemson last season.

+7.7 - The Gamecocks have out-rebounded 21 of 26 opponents this season by a mark of +8.3 rebounds per game, which leads the SEC and ranks 20th nationally.

53: Carolina's 53 rebounds versus Memphis marked the most for the Gamecocks in a game since pulling down 55 vs. USC Upstate on Nov. 23, 2010.

12-12: Junior guard Duane Notice hit 12-of-12 from the free throw line in the Jan. 2 win vs. Memphis. It marked career highs for Notice in both makes and attempts, and the top mark by a Gamecock this season.

7 - Freshman forward Eric Cobb pulled down a team high seven rebounds in the win vs. Francis Marion, which also marked a season high for him.

43 - South Carolina ranks 43rd in the most recent ESPN BPI (Feb. 18), which accounts for the final score, pace of play, site, strength of opponent and absence of key players in every Division I men's game.

18 - Junior guard Duane Notice hit five 3s in the Feb. 16 game at Mizzou. It marked the 18th time in his career that he has hit at least three from beyond the arc in a game.

38 - 38 opposing players have fouled out through Carolina's first 26 games, and opponents are averaging 24.5 fouls committed this season. A deep bench has helped the Gamecocks have just eight DQs so far this season, with an average of 20.6 fouls per game.

36 - South Carolina trailed for only 36 seconds in three games at the Paradise Jam, all against Hofstra.

48.4% - The Gamecocks shot 48.4 percent from the floor in three games at the Paradise Jam, led by senior forward Mindaugas Kacinas' 65.5 percent (19-29) at the event.

37 - South Carolina's 37 made shots vs. Hofstra were the most for the Gamecocks

under the direction of Frank Martin and the most since posting 35 makes vs. Elon on Nov. 19, 2010.

3.0 - In the spring of 2015 the Gamecocks posted their fifth-straight semester of a 3.0 cumulative team GPA or higher.

SERIES VS. FLORIDA

The Gators hold a 43-22 upperhand in the all-time series with South Carolina, including a 21-13 advantage in games played in Columbia. Florida is currently on a seven-game win streak in the series, and has won seven of the last 10 meetings. Carolina's last win vs. UF came in a 72-69 win in Gainesville on Jan. 15, 2011, and it's last home win was a 77-71 victory on Feb. 10, 2010. Below is a breakdown of the last 10 meetings between the two schools:

FLORIDA (22-43)

H: 13-21; A: 7-20; N: 2-2

J. 23, 2010	A	56-58		L
F. 10, 2010	H	77-71	W	
J. 15, 2011	A	72-69	W	
F. 9, 2011	H	60-79		L
J. 14, 2012	H	65-79		L
F. 2, 2012	A	66-74		L
J. 30, 2013	A	36-75		L
J. 8, 2014	A	58-74		L
M. 4, 2014	H	46-72		L
J. 7, 2015	H	68-72		L

CAROLINA TRENDS UNDER MARTIN

Gamecock trends under Frank Martin ...

- South Carolina is 39-29 when posting at least six made 3s in a game.
 - South Carolina posted a season high 12 made 3s in the upset road win at No. 8/8 Texas A&M on Feb. 6.
- South Carolina is 53-22 when scoring more points in the paint than its opponent.
 - The Gamecocks posted a 2015-16 season high 54 points in the paint vs. Lipscomb.
- South Carolina is 54-28 when holding its opponents to under 45 percent from the field.
 - South Carolina has held 20 of 26 opponents under 45 percent from the field this season.
- South Carolina is 53-26 when out-rebounding its opponent.
 - The Gamecocks out-rebounded Mississippi State by 25 in the Jan. 26 win vs. the Bulldogs.

KACINAS MOVING UP CAREER CHARTS

Senior forward Mindaugas Kacinas is moving up in the Gamecock record book in career games played and also in career field goal percentage. His 51.1 percent from the floor leads the Gamecocks this season.

GAMES PLAYED

1.	135, Brandon Wallace (2004-07)
2.	134, Tre' Kelley (2004-07)
3.	132, Carlos Powell (2002-05)
4.	125, Mike Boynton, Jr. (2001-04)
5.	124, Mindaugas Kacinas (2012-present)
6.	123, BJ McKie (1996-99)
	123, Aaron Lucas (1999-2002)
	123, Tarence Kinsey (2003-2006)
9.	122, Bud Johnson (1996-99)
	122, Herbert Lee Davis (1997-2000)

FIELD GOAL PCT. (Min. 200 att.)

1.	.596 (678-1138), Jimmy Foster (1981-84)
2.	.579 (191-340), Golie Augustus (1975-78)
3.	.575 (261-454), Kevin Darmody (1980-83)
4.	.571 (124-217), Edmond Wilson (1991-93)
5.	.553 (317-573), Renaldo Balkman (2003-06)
6.	.550 (357-649), Danny Traylor (1971-73)
7.	.542 (434-801), Cedrick Hordges (1979-80)
8.	.538 (855-1590), Alex English (1973-76)
9.	.534 (297-556), Mindaugas Kacinas (2012-15)
10.	.530 (472-890), Joe Rhett (1989-92)

CARRERA, NOTICE MARKING RECORD BOOK

Senior forward Michael Carrera now ranks in the Gamecock top 10 in both career rebounds and 3-point field goal percentage. His 7.4 rebounds per game lead Carolina this season and rank among SEC leaders. Junior guard Duane Notice also ranks among Carolina's best in 3-point field goal percentage, hitting 41.7 percent this season.

REBOUNDS

1.	1159, Lee Collins (1953-56)
2.	1116, Tom Owens (1969-71)
3.	1064, Alex English (1973-76)
4.	1001, Joe Smith (1952-55)
5.	1000, Jimmy Foster (1981-84)
6.	775, Brandon Wallace (2003-07)
7.	758, Darryl Martin (1986-88)
8.	745, Michael Carrera (2012-present)
9.	744, Mike Callahan (1958-60)
10.	680, Tony Kitchings (1999-2003)

3-POINT PCT. (Min. 50 made)

1.	.466 (117-251), Brent Price (1988-89)
2.	.412 (169-410), Brenton Williams (2011-14)
3.	.410 (102-249), Bryce Sheldon (2006-07)
4.	.396 (131-330), Evaldas Baniulis (2006-10)
5.	.388 (215-554), BJ McKie (1996-99)
6.	.385 (264-686), Jamel Bradley (1999-2002)
7.	.382 (135-353), Duane Notice (2013-present)
8.	.379 (67-177), Michael Carrera (2012-present)
9.	.376 (139-370), Jo Jo English (1989-92)
10.	.371 (147-396), Brandis Raley-Ross (2006-10)

CHATKEVICIUS HITS 100 CAREER BLOCKS

Senior forward Laimonas Chatkevicius has reached the 100-career block milestone, now ranking in the Carolina top 10 with 102 career blocked shots.

BLOCKED SHOTS

1. 275, Sam Muldrow (2007-11)
2. 249, Brandon Wallace (2003-07)
3. 235, Danny Traylor (1971-73)
4. 230, Alex English (1973-76)
5. 226, Jeff Roulston (1989-92)
6. 160, Mike Brittain (1983-86)
7. 124, Ryan Stack (1995-98)
8. 123, Tony Kitchings (1999-2003)
9. 112, Renaldo Balkman (2003-06)
10. 102, Laimonas Chatkevicius (2012-present)

MARTIN EARNS MID-SEASON HONOR

South Carolina head men's basketball coach Frank Martin is the recipient of the Jim Phelan Award Mid-Season Honors, as announced by College Insider in January. The Phelan Award is presented annually to the top coach in Division I men's basketball. The award is named in honor of Jim Phelan who coached his entire career at Mount Saint Mary's University. He led the Mountaineers to the 1962 NCAA Men's Division II Basketball Championship.

CARRERA MAKES GAMECOCK HISTORY VERSUS MISSISSIPPI STATE

Senior forward Michael Carrera averaged 27.0 points and 13.0 rebounds when he made Gamecock history last week, posting the first 30-point, 10-rebound game for Carolina since the Gamecocks joined the SEC with a career high 34 points and matching a career high with 15 rebounds in the win vs. Mississippi State. Carrera was 10-of-16 from the floor in the game, which included a pair of 3s, while he was also 12-of-15 from the free throw line. Carrera also blocked a season high three shots. The win vs. the Bulldogs gave Carolina 18 for the season the most since the 2008-09 campaign when the Gamecocks won 21 games. Carrera followed with another team-leading performance in the win vs. Alabama, posting his second-straight double-double and his third-straight 20-point game. He posted another fantastic effort from the charity stripe, hitting 12-of-14 attempts, while he also dished three assists and collected two steals in the win. Down by as many as 14 with 10 minutes remaining in the second half, Alabama pulled to within six with just over four minutes remaining, but Carrera responded, hitting a crucial 3 on the next Carolina possession to push the Gamecock lead back to nine with four minutes remaining. Carrera was a perfect 6-of-6 from the charity stripe in the final five minutes of the win vs. the Crimson Tide.

MISSOURI GAME NOTES

- The team has lost back-to-back games for just the first time since February of last season, a span of 32 games. The loss also snaps a three-game win streak against the Tigers, but the Gamecocks are still winless in three attempts at Missouri.
- Duane Notice's 21 points were a new season high, and his five 3-pointers tied a career high.
- Missouri's 46 total rebounds tied USF for the most rebounds by a Gamecock opponent this season. The Tigers also attempted 38 free throws, another season high for an opponent.

KENTUCKY GAME NOTES

- Saturday was the team's second sell out crowd at Colonial Life Arena, with both coming over the last three games. The team is averaging over 12,000 fans per game this season.
- South Carolina's home win streak comes to an end at 13 games. It was the longest since the 1997-98 team also won 13 in a row.
- Michael Carrera is averaging 20.8 points and 7.9 rebounds over the team's last eight games, and has four double-doubles in the last six games.
- Tyler Ulis is the first opposing player to reach double figures in assists against Carolina since Dee Bost for Mississippi State did it on Feb. 29, 2012. Ulis finished with 12.

LSU GAME NOTES

- The 21 wins and eight in conference play are the most since 2008-09. This is Carolina's first win over LSU since 2013, the Tigers had won the previous three meetings. The team's 94 points in the win are the most scored in the series since putting up 106, which coincidentally also came on February 10 (of 1996).
- PJ Dozier had one of his best games in SEC play, finishing with 12 points, three assists and zero turnovers. He would score 10 second-half points to give him his first game with double-digit points since getting 11 against Missouri.
- The offense racked up 94 points, matching a season high. As a team, Carolina shot 55 percent (17-of-31) in the second half and made 4-of-8 3-pointers.

TEXAS A&M GAME NOTES

- This is the 16th 20-win season in program history.
- Michael Carrera surpassed 1,000 career points in the win, making him the 43rd player in program history to reach the milestone. Sindarius Thornwell hit 1,000 points earlier this season against Vanderbilt.
- The team's previous season high for 3 pointers was nine. The last time Carolina made 10 or more 3s in a game was last season against Auburn (March 12).
- The last road win against a top 10 team came at No. 6/7 Florida on Feb. 8 of 2006.
- Tonight was Carrera's fourth 20-point game of the season and Thornwell's third. All four of Carrera's 20-point games have come in the last five outings.

KACINAS EARNS SEC PLAYER OF THE WEEK

Senior Mindaugas Kacinas was named the SEC Player of the Week on Monday, Nov. 30, his second-career weekly honor, after earning Freshman of the Week honors in 2012. The forward from Klaipeda, Lithuania, averaged 13.0 points and 7.0 rebounds per game the previous week in helping to lead the Gamecocks to two victories vs. Tulsa and Lipscomb, extending their win streak to six games to start the season. Kacinas scored 11 points and pulled down eight rebounds en route to a place on the Paradise Jam All-Tournament Team when the Gamecocks defeated previously unbeaten Tulsa and he provided 15 points, hitting 7-of-10 attempts from the floor, while also pulling down six rebounds in the win vs. Lipscomb.

KACINAS SHINES AT PARADISE JAM

Senior forward Mindaugas Kacinas put together one of the best stretches of his career in the Garnet and Black in three games at the U.S. Virgin Islands Paradise Jam. Kacinas paced the Gamecocks with a career high 23 points in the opening-round win vs. DePaul, hitting career marks with 10 makes on 15 attempts at the free throw line. He followed with an 18-point, 5-rebound effort in the win vs. Hofstra, hitting 9-of-10 from the floor. He concluded tournament action as one of five Gamecocks in double figures with 11 and eight rebounds in the championship win vs. Tulsa. For the event, he averaged a team high 17.3 points per game.

KACINAS NOMINATED FOR NABC GOOD WORKS TEAM

Senior forward Mindaugas Kacinas is one of 257 nominees for the NABC Good Works Team, an award which shines a spotlight on student-athletes who have shown dedication to service in their communities. Kacinas has been involved in numerous community service projects during his time at South Carolina. He has visited Transitions, a shelter in Columbia that helps prepare meals for the homeless, assisted Ronald McDonald House with household chores as well as baking and making care packages for the families. He has participated in several food drives and basketball clinics and been involved with the Special Olympics on numerous occasions, running drills, helping with a basketball tournament and playing games with the Special Olympics athletes. Kacinas has spent time reading to children at local elementary schools, participated in the Make-A-Wish Foundation and joined his teammates for two consecutive years in projects for the "8K in 8 Days" campaign. Most recently, the team contributed to the community following the historic flooding in Columbia, visiting a local Red Cross Shelter to help make care packages for families in need.

THORNWELL NAMED TO PRESEASON SQUAD

The Southeastern Conference unveiled its 12th annual men's basketball coaches pre-season All-SEC teams prior to the start of the season, and it was announced that Carolina junior guard Sindarius Thornwell was named to the second team. It marks the second-straight season that Thornwell has garnered second-team preseason honors from the coaches. Thornwell scored 11.1 points per game last season, while he also pulled down a career high 4.9 rebounds and collected 1.3 steals per game.

SEC PRESEASON POLL

The SEC released its preseason poll for the upcoming 2016 league campaign prior to the start of the season. and it was announced that the Gamecocks were predicted to finish seventh by a panel of both SEC and national media members. It was the highest predicted finish for Carolina since the league combined its East and West Divisions into one beginning with the 2012 league season. The media predicted Kentucky to win the SEC in 2016, followed by Vanderbilt, Texas A&M, LSU, Georgia, Florida and the Gamecocks.

SEC TOURNAMENT

The SEC Men's Basketball Tournament returns to Bridgestone Arena in Nashville in 2016. It will be the sixth time that the arena has served as the host of the SEC Tournament, having also hosted in 2001, 2006, 2010, 2013 and 2015. Also the home of the NHL's Nashville Predators, Bridgestone Arena has the distinction of being one of the busiest venues in the United States over the past decade and a half, hosting more than 18 million guests during that time. Seating capacity is approximately 19,395 for basketball games. The winner of the 13-game tournament receives the SEC's automatic bid to the NCAA Tournament. The tournament seeds are determined by the 18-game conference schedule during the regular season. Teams are seeded 1-14 based on their regular season conference finish.

NON-CONFERENCE SCHEDULE

The Gamecocks finished the 2015-16 non-conference schedule with an undefeated record at 13-0. Carolina's non-conference slate featured five teams picked in the top half of their respective league preseason polls, including Hofstra, who was picked to win the Colonial Athletic Association. The lineup also featured three teams that had their conference preseason player of the year in Jeff Short (Norfolk State/MEAC), Obi Emegano (Oral Roberts/Summit League) and Juan'ya Green (Hofstra/CAA). Tulsa, Lipscomb and Western Carolina also had players selected to their conference preseason team of the year.

KEITA SIGNS WITH GAMECOCKS

South Carolina head men's basketball coach Frank Martin announced the signing of **Sedee Keita (F - 6-9 - 215 - Philadelphia, Pa. - 22ft Basketball Academy (Greenville, S.C.))** to a National Letter of Intent during the fall signing period to join the Carolina basketball team. Keita will join the Gamecocks for the 2016-17 campaign and will have four years of eligibility beginning next fall.

Sedee Keita (F - 6-9 - 215 - Philadelphia, Penn. - 22ft Basketball Academy (Greenville, S.C.))

Noted as an athletic power forward who has a strong frame and good mobility and agility for his size ... A four-star recruit according to ESPN.com and rated the 78th player in the ESPN100 ... Also a four-star recruit according to Rivals.com and the No. 82 prospect overall ... Plays at 22ft Basketball Academy for coach Ryan Schmidt in Greenville, S.C. ... Native of Philadelphia.

LAST TIME VS. FLORIDA

FLORIDA 72, SOUTH CAROLINA 68
JAN. 7, 2015/COLUMBIA, S.C.

COLUMBIA, S.C. - Two defensive powers collided Wednesday night in the SEC opener, and a shooting slump in the second half for South Carolina (9-4, 0-1 SEC) would be the difference in a 72-68 loss to Florida (7-6, 1-0 SEC). Tyrone Johnson led the team with 20 points, but the Gamecocks would make only eight field goals in the second half to see their seven-game win streak snapped.

The Gamecocks fought through early adversity in the opening half as Florida's full-court pressure on defense forced turnovers and gave the Gators a quick 17-6 lead just six minutes in. The strong start was buoyed by an 11-0 run that broke up a 6-all tie. Adding to the issues was the quick exit from sophomore guard Sindarius Thornwell, who played just the first six minutes before leaving with foul trouble.

Needing a way to get back into contention, Carolina would turn to its nationally ranked defense to slow down Florida. After a layup from Marcus Stroman broke up the run, the Gamecocks held the visitors without a point for more than four minutes while embarking on an 11-0 run of their own to tie it back up at 17 with 9:33 to play. The rest of the half would be closely contested, with the final four minutes played as a one-possession game.

With Florida's defense locking down Duane Notice and Thornwell on the bench, Tyrone Johnson picked up the scoring slack with an electrifying half. He led all scorers with 11 points on 4-of-6 shooting that included a pair of three-point plays off tough layups. With the game tied at 31 and under a minute to play before halftime, Notice would hit on his first field goal of the game for Carolina's first lead of the game, 34-31 at the break.

The strong end to the half would not carry over into the final 20 minutes for the Gamecock offense. After a jumper from Laimonas Chatkevicius with 18:34 to play, Carolina would make just one field goal in 11 attempts for the next nine minutes to see its 38-32 lead turn into a 51-46 deficit. Free throws would be the team's primary weapon in that stretch and for the half in general, as it would make 16-of-17 in the second half alone and 23-of-27 for the game.

Despite the struggles from the field, Carolina would still lead through the first eight minutes of the half. Florida's Michael Frazier would tie the game at 44 with 11:37 to go, but the game would turn after a flagrant foul was called on Chatkevicius. The call led to a pair of free throws to give Florida a lead it would never give back. It scored the next seven points and kept the Gamecocks at a two-possession deficit until the waning seconds of the game.

It would not be until the final 30 seconds that Carolina's offense was able to find paydirt consistently, with a pair of 3s from Mindaugas Kacinas and a layup by Johnson. Despite not making a field goal for the final 3:19 of the game, Florida countered with a clutch performance from the free throw line to squash any comeback attempts, making eight straight to give the home side no chance at the tie.

Aside from the three straight made field goals in the last minute of regulation, Carolina would make just 5-of-21 attempts in the final half. The missed shots were exacerbated by a strong rebounding effort from Florida, who allowed just 23 to the Gamecocks for the game.



Official Basketball Box Score - Game Totals - Final Statistics
Florida vs South Carolina
1/7/17 7 p.m. ET at Columbia, S.C. (Colonial Life Arena)

Florida 72 • 8-6, 1-0 SEC

##	Player	Total		3-Ptr		Rebounds			PF	TP	A	TO	Blk	Stl	Min
		FG-FGA	FG-FGA	FT-FTA	Off	Def	Tot								
03	Robinson, Devin	f	1-5	0-2	2-2	0	3	3	3	4	2	2	0	1	17
10	Finney-Smith, Dorian	f	7-12	2-6	4-5	2	5	7	4	20	2	1	1	2	29
00	Hill, Kasey	g	2-5	0-0	5-7	1	0	1	5	9	1	6	0	0	25
11	Chiozza, Chris	g	0-2	0-0	0-0	2	1	3	5	0	0	0	1	25	
23	Walker, Chris	g	2-5	0-1	0-0	1	3	4	1	4	0	3	3	20	
01	Carter, Eli	g	2-5	0-3	2-2	1	3	4	3	6	3	0	1	20	
05	Murphy, Alex	g	2-5	0-2	0-0	1	1	2	1	4	1	0	0	11	
20	Frazier, Michael	g	4-7	3-5	6-7	0	1	1	1	17	2	2	0	29	
30	Kurtz, Jacob	g	1-3	0-0	6-7	3	3	6	1	8	3	0	0	24	
	Team					3	3	6							
	Totals		21-49	5-19	25-30	14	23	37	24	72	14	17	4	7	200
	FG % 1st Half:	11-24	45.8%	2nd half:	10-25	40.0%	Game:	21-49	42.9%						Deadball
	3FG % 1st Half:	2-8	25.0%	2nd half:	3-11	27.3%	Game:	5-19	26.3%						Rebounds
	FT % 1st Half:	7-10	70.0%	2nd half:	18-20	90.0%	Game:	25-30	83.3%						2

South Carolina 68 • 9-4, 0-1 SEC

##	Player	Total		3-Ptr		Rebounds			PF	TP	A	TO	Blk	Stl	Min
		FG-FGA	FG-FGA	FT-FTA	Off	Def	Tot								
14	CHATKEVICIUS, L.	f	3-6	0-1	2-2	0	1	1	3	8	0	0	2	0	21
21	HENRY, Demetrius	f	3-7	0-0	0-1	1	3	4	1	6	0	0	1	1	31
00	THORNWELL, Sindarius	g	1-4	1-2	2-2	0	0	0	5	5	2	1	0	18	
04	JOHNSON, Tyrone	g	5-10	1-2	9-9	1	4	5	1	20	3	1	0	31	
10	NOTICE, Duane	g	1-7	1-3	2-2	0	2	2	1	5	2	2	0	27	
01	STROMAN, Marcus	g	2-5	0-1	3-5	0	0	0	3	7	3	4	0	29	
20	MCKIE, Justin	g	1-2	0-0	4-4	1	1	2	2	6	0	2	1	15	
04	CARRERA, Michael	g	1-2	0-0	0-0	2	0	2	2	2	0	0	1	5	
25	KACINAS, Mindaugas	g	3-6	2-4	1-2	1	4	5	2	9	1	1	0	23	
	Team					1	1	2							
	Totals		20-49	5-13	23-27	7	16	23	20	68	11	11	5	4	200
	FG % 1st Half:	12-24	50.0%	2nd half:	8-25	32.0%	Game:	20-49	40.8%						Deadball
	3FG % 1st Half:	3-5	60.0%	2nd half:	2-8	25.0%	Game:	5-13	38.5%						Rebounds
	FT % 1st Half:	7-10	70.0%	2nd half:	16-17	94.1%	Game:	23-27	85.2%						31

Officials: Anthony Jordan, Ted Valentine, Tim Gattis
Technical fouls: Florida-None. South Carolina-None.
Attendance: 12181
2015 SEC Opener

Score by periods	1st	2nd	Total
Florida	31	41	72
South Carolina	34	34	68

Last FG - UF 2nd-03:19, SC 2nd-00:06.
Largest lead - UF by 11 1st-14:15, SC by 6 2nd-18:24.
UF led for 27:36. SC led for 08:52. Game was tied for 03:27.

Points	In	Off	2nd	Fast	Bench
UF	26	14	9	6	35
SC	22	21	8	13	24

Score tied - 7 times.
Lead changed - 4 times.

ROSTER BREAKDOWN

Returning Starters (4)

Michael Carrera
Laimonas Chatkevicius
Duane Notice
Sindarius Thornwell
**based on final game of 2014-15 season*

Returning Letterwinners (8)

Michael Carrera
Laimonas Chatkevicius
Mindaugas Kacinas
Justin McKie
Duane Notice
Brian Steele
Marcus Stroman
Sindarius Thornwell

Guards (9)

TeMarcus Blanton
PJ Dozier
Jamall Gregory
Justin McKie
Duane Notice
John Ragin
Brian Steele
Marcus Stroman
Sindarius Thornwell

Forwards (7)

Michael Carrera
Laimonas Chatkevicius
Eric Cobb
Raymond Doby
Jarrell Holliman
Mindaugas Kacinas
Chris Silva

By Height

Jamall Gregory (6-2)
Duane Notice (6-2)
John Ragin (6-2)
Marcus Stroman (6-2)
Justin McKie (6-4)
TeMarcus Blanton (6-5)
Michael Carrera (6-5)
Brian Steele (6-5)
Sindarius Thornwell (6-5)
Raymond Doby (6-6)
PJ Dozier (6-6)
Jarrell Holliman (6-7)
Mindaugas Kacinas (6-7)
Eric Cobb (6-9)
Chris Silva (6-9)
Laimonas Chatkevicius (6-11)

2015-16 SOUTH CAROLINA MEN'S BASKETBALL ROSTER

Alphabetical Roster

No.	Name	Pos.	Ht.	Wt.	Cl.	Exp.	Hometown/High/Last School
5	TeMarcus Blanton	G	6-5	215	R-FR	HS	Locust Grove, Ga./Luella
24	Michael Carrera	F	6-5	214	SR	3VL	Anzoátegui, Venezuela/Montrose Christian School
14	Laimonas Chatkevicius	F	6-11	245	SR	3VL	Klaipeda, Lithuania/South Kent School
23	Eric Cobb	F	6-9	296	FR	HS	Jacksonville, Fla./St. Francis Academy (Maryland)
2	Raymond Doby	F	6-6	233	FR	HS	Cahokia, Ill./Montrose Christian/St. John's Northwestern Military Acad. (Wisconsin)
15	PJ Dozier	G	6-6	200	FR	HS	Columbia, S.C./Spring Valley
4	Jamall Gregory	G	6-2	202	FR	HS	Washington, D.C./Coolidge/Elev8 Institute (Florida)
31	Jarrell Holliman	F	6-7	200	R-SO	1VL	Alpharetta, Ga./Alpharetta/Elmhurst College
25	Mindaugas Kacinas	F	6-7	229	SR	3VL	Klaipeda, Lithuania/Word of Life Fire Traditional School
20	Justin McKie	G	6-4	197	JR	2VL	Columbia, S.C./Irmo
10	Duane Notice	G	6-2	218	JR	2VL	Woodbridge, Canada/St. Michael's/St. Thomas More (Oakdale, Conn.)
21	John Ragin	G	6-2	177	FR	HS	Eastover, S.C./Cardinal Newman
30	Chris Silva	F	6-9	220	FR	HS	Libreville, Gabon/Roselle (N.J.) Catholic
35	Brian Steele	F	6-5	204	SR	3VL	Greenville, S.C./Wade Hampton School
1	Marcus Stroman	G	6-2	185	SO	1VL	Columbia, S.C./Keenan
0	Sindarius Thornwell	G	6-5	215	JR	2VL	Lancaster, S.C./Oak Hill Academy

Numerical Roster

No.	Name	Pos.	Ht.	Wt.	Cl.	Exp.	Hometown/High/Last School
0	Sindarius Thornwell	G	6-5	215	JR	2VL	Lancaster, S.C./Oak Hill Academy
1	Marcus Stroman	G	6-2	185	SO	1VL	Columbia, S.C./Keenan
2	Raymond Doby	F	6-6	233	FR	HS	Cahokia, Ill./Montrose Christian/St. John's Northwestern Military Acad. (Wisconsin)
4	Jamall Gregory	G	6-2	202	FR	HS	Washington, D.C./Coolidge/Elev8 Institute (Florida)
5	TeMarcus Blanton	G	6-5	215	R-FR	HS	Locust Grove, Ga./Luella
10	Duane Notice	G	6-2	218	JR	2VL	Woodbridge, Canada/St. Michael's/St. Thomas More (Oakdale, Conn.)
14	Laimonas Chatkevicius	F	6-11	245	SR	3VL	Klaipeda, Lithuania/South Kent School
15	PJ Dozier	G	6-6	200	FR	HS	Columbia, S.C./Spring Valley
20	Justin McKie	G	6-4	197	JR	2VL	Columbia, S.C./Irmo
21	John Ragin	G	6-2	177	FR	HS	Eastover, S.C./Cardinal Newman
23	Eric Cobb	F	6-9	296	FR	HS	Jacksonville, Fla./St. Francis Academy (Maryland)
24	Michael Carrera	F	6-5	214	SR	3VL	Anzoátegui, Venezuela/Montrose Christian School
25	Mindaugas Kacinas	F	6-7	229	SR	3VL	Klaipeda, Lithuania/Word of Life Fire Traditional School
30	Chris Silva	F	6-9	220	FR	HS	Libreville, Gabon/Roselle (N.J.) Catholic
31	Jarrell Holliman	F	6-7	200	R-SO	1VL	Alpharetta, Ga./Alpharetta/Elmhurst College
35	Brian Steele	F	6-5	204	SR	3VL	Greenville, S.C./Wade Hampton School

Head Coach: Frank Martin (Florida International, '93)

Associate Head Coach/Recruiting Coordinator: Matt Figger (Eastern Kentucky, '95)

Assistant Coach: Perry Clark (Gettysburg, '74)

Assistant Coach: Lamont Evans (Kansas State, '09)

Director of Basketball Operations: Andy Assaley (Cincinnati, '96)

Strength & Conditioning Coach: Scott Greenawalt (Muskingum College, '98)

Athletic Trainer: Mark Rodger (Buffalo, '01)

Video Coordinator: Patrick Schulte (Kansas State, '13)

Student-Athlete Development: Doug Edwards (Florida State, '07)

Special Assistant to the Head Coach: Jarett Gerald (South Carolina, '11)

Associate Media Relations Director: Emily Miles (Feeney) (Ball State, '03)

TOP RETURNING ...


Scorer..... Notice, 11.7 ppg
Rebounder Carrera, 5.7 rpg
Assist Maker..... Stroman, 3.1 apg
FG Shooter *..... Kacinas, 56.1%
3-Point FG Shooter \$..... Notice, 36.3%
FT Shooter \$..... Notice, 79.1%
Shot Blocker..... Chatkevicius, 1.3 bpg
Steal Maker Thornwell, 1.3 spg

* at least 100 attempts

\$ at least 50 attempts

PRONUNCIATION GUIDE.

Lie-moan-us Ha-kev-a-chus
Justin MACK-ee
Min-dawg-us Kye-chin-is



HEAD COACH FRANK MARTIN

HEAD COACH | NINTH SEASON OVERALL | 183-113 (.618) | FOURTH SEASON AT SOUTH CAROLINA | 66-59 (.528)

THE MARTIN FILE

COACHING

Experience

31st year

College Experience

16th season

College Head Coach Experience

9th season

Hire Date At Carolina

March 27, 2012

PERSONAL

Hometown

Miami, Fla.

Alma Mater

Florida International, 1993 (B.A. Physical Ed.)

Family

Wife, Anya

Children, Brandon, Amalia and Christian

COACHING RESUME

High School

Miami Senior High, 1985-93

Varsity Boys' Assistant Coach

Junior Varsity Boys' Head Coach

North Miami High, Head Coach, 1993-95

Miami Senior High, Head Coach, 1995-98

B.T. Washington High, Head Coach, 1999-2000

College Assistant Coach

Northeastern, 2000-04

Cincinnati, 2004-06

Kansas State, 2006-07

College Head Coach

Kansas State, 2007-12

South Carolina, 2012-present

Frank Martin was named the head men's basketball coach at the University of South Carolina on March 27, 2012, becoming the 32nd head coach in the history of the South Carolina program, which enters its 108th season as a varsity sport in 2015-16. Martin owns a 162-108 (.600) overall record as a head coach, entering his ninth season overall, and fourth season at South Carolina.

During his first season (2012-13) in Columbia, Martin led his squad to a 14-18 record, which included a 4-14 mark in SEC contests. The Garnet and Black captured the Hoops For Hope Classic tournament crown after posting a 4-0 record competing in the event with home victories over Milwaukee and Rider, before defeating Missouri State in overtime, and UALR in Puerto Vallarta, Mexico, over the Thanksgiving holiday. Freshman forward Michael Carrera was honored after the conclusion of the regular season with selection to the 2013 SEC All-Freshman Team, as voted on by the league's head coaches. During the spring of 2013, the Gamecock coaching staff signed seven freshmen, while welcoming Villanova transfer Ty Johnson to the team, a recruiting class which ranked No. 23 in the nation according to ESPN.com.

Martin's second season (2013-14) leading the Gamecocks saw the squad win four of its final six games of the year, including two games in the SEC Tournament, marking the first Tournament wins for the Gamecocks since the 2008 campaign. Martin and his staff put together a non-conference schedule that challenged his team to prepare for the rigors of the SEC campaign. The Gamecocks posted several quality victories, including a win versus Saint Mary's at the Hawaiian Airlines Diamond Head Classic in December, and home victories versus Alabama, Vanderbilt and No. 17 Kentucky to name a few.

Martin tutored his second SEC All-Freshman Team honoree in as many seasons, as rookie guard Sindarius Thornwell led all freshmen in the SEC in league games in points (15.6) and assists (4.0) to earn a spot on the postseason team. Thornwell also garnered three SEC Freshman of the Week awards, and was named the Feb. 18 Wayman Tisdale National Freshman of the Week.

South Carolina put together a 9-3 non-conference record in 2014-15, entering SEC play receiving votes in both the Coaches and AP Top 25 polls for the first time since 2006 and 2009, respectively. Martin led his Gamecocks to a thrilling upset win over No. 9/9 Iowa State at the Barclays Center in Brooklyn, N.Y., on Jan. 3, marking Carolina's first win over a top-10 opponent since the 2009-10 campaign. The Gamecocks ranked as high as fourth in the nation in opponent field goal percentage during the season, and finished the campaign holding opponents to just 38.7 percent from the field, which ranked 13th nationally. Sophomore guards Duane Notice and Sindarius Thornwell each picked up an SEC Player of the Week honor during the campaign, and for the second-straight season, the Gamecocks won four of their final six games and won two contests in the SEC Tournament, advancing to the quarterfinal round.

Carolina posted a final record of 17-16 for the 2014-15 campaign, which marked the first winning season for the squad since the 2008-09 season, while Carolina's six SEC wins marked the highest since 2010 as well. Martin also announced during the summer, that his team had completed its fifth-straight semester with a cumulative team GPA of 3.0 or above in the spring. For its classroom achievements, South Carolina was honored with the NABC's Team Academic Excellence Award, the only SEC team to be named to the list. Individually, three Gamecocks were named to the NABC Honors Court, in juniors Laimonas Chatkevicius and Mindaugas Kacinas, and senior, Austin Constable, who was on his second Honors Court list. South Carolina saw 12 student-athletes named to the SEC Winter Academic, and the SEC First-Year Academic Honor Rolls for the year.

Martin's career record at South Carolina stands at 66-59 (.528) in his fourth season at the helm. He has led the Gamecocks to a 17-16 record in his first season at South Carolina, marking the first winning season since the 2008-09 season. Martin's first season at South Carolina was a 14-18 record, which included a 4-14 mark in SEC contests. The Gamecocks captured the Hoops For Hope Classic tournament crown after posting a 4-0 record competing in the event with home victories over Milwaukee and Rider, before defeating Missouri State in overtime, and UALR in Puerto Vallarta, Mexico, over the Thanksgiving holiday. Freshman forward Michael Carrera was honored after the conclusion of the regular season with selection to the 2013 SEC All-Freshman Team, as voted on by the league's head coaches. During the spring of 2013, the Gamecock coaching staff signed seven freshmen, while welcoming Villanova transfer Ty Johnson to the team, a recruiting class which ranked No. 23 in the nation according to ESPN.com.

MARTIN'S CAREER RECORD, YEAR-BY-YEAR

YEAR	RECORD	CONFERENCE (FINISH)	POSTSEASON
2007-08	21-12	10-6 (3rd)	1-1; NCAA Tournament 2nd Round
2008-09	22-12	9-7 (t4th)	1-1; NIT
2009-10	29-8	11-5 (t2nd)	3-1; NCAA Tournament Elite Eight
2010-11	23-11	10-6 (t3rd)	1-1; NCAA Tournament Third Round
2011-12	22-11	10-8 (5th)	1-1; NCAA Tournament Third Round
2012-13	14-18	4-14 (t12th)	-
2013-14	14-20	5-13 (13th)	-
2014-15	17-16	6-12 (t11th)	-
2015-16	21-5	8-5	-
Totals	183-113 (.618)	73-76 (.489)	7-5 (.583)/4 NCAA/1 NIT

GAMECOCKS' RECORD WHEN ...

At home	13-1
On the road	4-4
At neutral sites	4-0
In overtime	1-0
vs. Top 25 team	1-1
vs. Top 10 team	1-0
vs. Top 3 team	0-0
Leading at half	17-0
Trailing at half	3-5
Tied at half	1-0
Shooting 50% or better	6-0
Shooting between 39-49%	13-1
Shooting less than 39%	2-4
Opp. shooting 50% or better	1-0
Opp. shooting between 39-49%	11-3
Opp. shooting less than 39%	9-2
Shooting better than opp.	19-1
Shooting worse than/equal to opp.	2-4
Starters out-score opp. starters	14-0
Opp. starters score/equal more	7-5
Bench out-scores opp. bench	14-4
Opp. bench scores>equals more	7-1
Having more FTs than opp.	17-1
Having equal/less FTs than opp.	4-4
Have more TOs than opp.	6-3
Having equal/less TOs than opp.	15-2
Having more rebounds than opp.	20-1
Having equal/less rebounds than opp.	1-4
Making 6 or more 3FGs	13-2
Having 15 or more assists	6-0
Score more points in paint than opp.	20-2
Scoring equal/less points in paint than opp.	1-3
Scoring more points off TOs than opp.	15-0
Scoring equal/less points off TOs than opp.	6-5
Scoring more 2nd-chance points than opp.	15-2
Scoring equal/less 2nd-chance points than opp.	6-3
Scoring more fast break points than opp.	13-1
Scoring equal/less fast break points than opp.	8-4
Wearing white uniforms	15-1
Wearing Garnet uniforms	5-2
Wearing Black uniforms	1-2
Playing on live TV/live broadcast	21-5
Playing in November	7-0
Playing in December	5-0
Playing in January	7-2
Playing in February	2-3
Playing in March	0-0
Playing a day-game	5-2
Playing a night-game	16-2
Playing on Sunday	1-0
Playing on a Monday	3-0
Playing on a Tuesday	5-2
Playing on a Wednesday	2-1
Playing on a Thursday	0-0
Playing on a Friday	3-0
Playing on a Saturday	7-2
Scoring margin is 5 points or less	3-1
Margin is between 6-10	5-1
Margin is between 11-20	10-1
Margin is more than 20	3-1
Scoring 59 points or less	0-2
Scoring 60-69 points	2-3
Scoring 70-79 points	7-0
Scoring 80-89 points	8-0
Scoring 90-99 points	3-0
Scoring 100+ points	0-0

MISCELLANEOUS

Current streak	L2
Home court streak	L1
Away streak	L1
Neutral court streak	W4

2015-16 SUPERLATIVES

(tied for team lead also included)

Scoring Leaders	'15-16	Career
Sindarius Thornwell	8	30
Michael Carrera	8	21
Duane Notice	3	15
Laimonas Chatkevicius	3	6
Mindaugas Kacinas	3	6
PJ Dozier	1	1
Chris Silva	1	1

Rebounding Leaders	'15-16	Career
Michael Carrera	12	52
Sindarius Thornwell	7	29
Chris Silva	5	5
Laimonas Chatkevicius	3	17
Mindaugas Kacinas	3	24
PJ Dozier	2	2
Eric Cobb	1	1

Assists Leaders	'15-16	Career
Sindarius Thornwell	14	38
Duane Notice	7	31
PJ Dozier	4	4
Michael Carrera	3	3
Marcus Stroman	2	12
Justin McKie	2	2
Mindaugas Kacinas	1	2

Blocks Leaders	'15-16	Career
Laimonas Chatkevicius	10	45
Michael Carrera	8	36
Chris Silva	8	8
Mindaugas Kacinas	5	22
PJ Dozier	4	4
Sindarius Thornwell	4	19
Marcus Stroman	1	3
Jamall Gregory	1	1

Steals Leaders	'15-16	Career
Sindarius Thornwell	11	33
PJ Dozier	9	9
Duane Notice	6	16
Marcus Stroman	6	11
Michael Carrera	4	19
Laimonas Chatkevicius	3	10
Chris Silva	3	3
Mindaugas Kacinas	1	14
John Ragin	1	1
Raymond Doby	2	2

Double-Figure Scoring	'15-16	Career
Michael Carrera	20	45
Sindarius Thornwell	18	62
Duane Notice	17	50
Mindaugas Kacinas	12	26
Laimonas Chatkevicius	9	29
PJ Dozier	8	8
Chris Silva	6	6
Marcus Stroman	1	3

20+ points	'15-16	Career
Sindarius Thornwell	4	13
Michael Carrera	5	6
Duane Notice	2	6
Mindaugas Kacinas	2	2
Laimonas Chatkevicius	1	1

30+ points	'15-16	Career
Michael Carrera	1	1

Double-Figure Rebounding	'15-16	Career
Michael Carrera	8	19
Mindaugas Kacinas	3	14
Laimonas Chatkevicius	2	6
Sindarius Thornwell	2	5
Chris Silva	1	1

5+ assists	'15-16	Career
Sindarius Thornwell	9	17
Duane Notice	2	13
PJ Dozier	2	2
Justin McKie	1	1

3+ steals	'15-16	Career
Sindarius Thornwell	7	14
PJ Dozier	4	4
Duane Notice	2	5
Michael Carrera	1	6
Marcus Stroman	1	2
Chris Silva	1	1

2+ blocks	'15-16	Career
Chris Silva	9	9
Laimonas Chatkevicius	4	27
Michael Carrera	5	24
Mindaugas Kacinas	3	19
PJ Dozier	1	1
Sindarius Thornwell	1	7

Double-Doubles	'15-16	Career
Michael Carrera	8	14
Mindaugas Kacinas	2	5
Sindarius Thornwell	2	5
Laimonas Chatkevicius	2	4

Clutch Free Throws (under 5 min/OT)	FT-FTA	FT%
Chris Silva	2-2	1.000
TeMarcus Blanton	4-4	1.000
Duane Notice	12-14	.857
Michael Carrera	47-57	.825
Mindaugas Kacinas	5-7	.714
Marcus Stroman	7-10	.700
Laimonas Chatkevicius	15-20	.750
Sindarius Thornwell	27-41	.659
PJ Dozier	3-6	.500
Raymond Doby	3-6	.500
Jamall Gregory	3-6	.500
Eric Cobb	0-2	.000
Totals	128-175	.731

Dunks	'15-16
Chris Silva	12
Laimonas Chatkevicius	11
Michael Carrera	9
PJ Dozier	6
Jamall Gregory	4
Mindaugas Kacinas	3
Duane Notice	2
Sindarius Thornwell	2

Miscellaneous

Largest Halftime Lead	
SC	31, vs. USF, Dec. 5, 2015
Opp	15, Kentucky, Feb. 13, 2016
Smallest Halftime Lead	
SC	3, vs. Oral Roberts, Nov. 16, 2015
Opp	1, twice, last at Texas A&M (Feb. 6, 2015)
Fewest Points In First Half	
SC	22, vs. Alabama, Jan. 13, 2016
Opp	20, Francis Marion, Dec. 30, 2015
Most Points In First Half	
SC	53, vs. USF, Dec. 5, 2015
Opp	51, Lipscomb, Nov. 27, 2015
Fewest Points In Second Half	
SC	24, vs. Clemson, Dec. 18, 2015
Opp	25, WCU, Nov. 30, 2015
Most Points In Second Half	
SC	55, vs. LSU, Feb. 10, 2016
Opp	49, Tennessee, Jan. 23, 2016
Most Points in Overtime	
SC	11, at Ole Miss, Jan. 19, 2016
Opp	8, Ole Miss, Jan. 19, 2016
Largest Margin of Victory	
SC	25, vs. Drexel, Dec. 15, 2015
Opp	27, Kentucky, Feb. 13, 2016
Smallest Margin of Victory	
SC	3, twice, last at Texas A&M (Feb. 6, 2015)
Opp	5, Missouri, Feb. 16, 2016

2015-16 GAME BY GAME COMPARISON

	Date	Result	FG-A	Pct	3FG-A	Pct	FT-A	Pct	O-D-Total	PF	Pts	A	TO	Blk	Stl	Min	Half
Norfolk State %			19-56	.339	11-28	.393	20-23	.870	12-23-35	35	69	12	18	3	7	200	34
South Carolina	Nov. 14, 2015	W, 84-69	23-59	.390	9-22	.409	29-42	.690	19-27-46	19	84	15	13	4	9	200	40
Oral Roberts			22-51	.431	4-14	.286	18-23	.783	4-24-28	23	66	7	13	5	3	200	30
South Carolina	Nov. 16, 2015	W, 84-66	29-73	.397	7-21	.333	19-27	.704	19-25-44	22	84	14	6	4	5	200	33
vs. DePaul \$			19-52	.365	3-14	.214	20-31	.645	10-23-33	27	61	9	15	2	4	200	28
South Carolina	Nov. 20, 2015	W, 76-61	24-60	.400	5-13	.385	23-34	.676	16-27-43	27	76	11	12	4	5	200	37
vs. Hofstra \$			28-55	.509	17-34	.500	11-17	.647	6-17-23	21	84	16	14	2	2	200	39
South Carolina	Nov. 22, 2015	W, 94-84	37-68	.544	5-9	.556	15-23	.652	18-23-41	18	94	16	9	5	4	200	46
vs. RV/RV Tulsa \$			24-54	.444	5-16	.313	22-31	.710	8-23-31	25	75	9	15	0	4	200	29
South Carolina	Nov. 23, 2015	W, 83-75	27-54	.500	7-14	.500	22-28	.786	6-28-34	25	83	12	13	2	7	200	38
Lipscomb			27-68	.397	13-35	.371	9-14	.643	10-19-29	24	76	18	18	3	8	200	40
South Carolina	Nov. 27, 2015	W, 92-76	34-66	.515	5-19	.263	19-27	.704	12-31-43	19	92	24	17	7	12	200	51
Western Carolina			19-67	.284	11-32	.344	4-4	1.000	12-24-36	17	53	13	20	3	10	200	28
South Carolina	Nov. 30, 2015	W, 76-53	26-63	.413	8-18	.444	16-25	.640	17-34-51	12	76	14	19	7	10	200	37
USF			24-68	.353	2-15	.133	13-22	.591	20-26-46	20	63	9	19	6	8	200	22
South Carolina	Dec. 5, 2015	W, 81-63	29-61	.475	7-21	.333	16-25	.640	6-26-32	15	81	14	12	6	12	200	53
Drexel			19-55	.345	7-17	.412	9-19	.474	6-16-22	28	54	11	13	2	3	200	28
South Carolina	Dec. 15, 2015	W, 79-54	25-46	.543	6-12	.500	23-39	.590	8-33-41	19	79	14	15	9	6	200	32
at Clemson ^			23-63	.365	8-26	.308	5-9	.556	15-19-34	20	59	11	10	8	2	200	25
South Carolina	Dec. 18, 2015	W, 65-59	23-53	.434	8-19	.421	11-14	.786	14-28-42	16	65	12	16	3	3	200	41
vs. St. John's &			22-49	.449	5-20	.250	12-27	.444	6-20-26	19	61	11	14	5	6	200	34
South Carolina	Dec. 22, 2015	W, 75-61	27-57	.474	7-13	.538	14-19	.737	14-29-43	23	75	14	17	1	9	200	40
Francis Marion			18-60	.300	6-23	.261	14-25	.560	17-25-42	29	56	7	22	4	10	200	20
South Carolina	Dec. 30, 2015	W, 78-56	27-64	.422	8-27	.296	16-30	.533	18-29-47	18	78	16	16	8	13	200	38
Memphis			19-61	.311	8-22	.364	30-36	.833	11-27-38	41	76	8	15	9	7	200	42
South Carolina	Jan. 2, 2016	W, 86-76	18-57	.316	4-17	.235	46-63	.730	18-35-53	27	86	9	13	7	7	200	42
at Auburn*			24-54	.444	12-30	.400	9-13	.692	8-19-27	19	69	12	21	1	7	200	30
South Carolina	Jan. 5, 2016	W, 81-69	25-50	.500	9-23	.391	22-28	.786	9-25-34	13	81	15	19	0	9	200	43
Vanderbilt*			20-61	.328	5-24	.208	20-29	.690	12-24-36	25	65	10	11	7	5	200	38
South Carolina	Jan. 9, 2016	W, 69-65	24-57	.421	3-13	.231	18-29	.621	10-34-44	23	69	11	13	3	3	200	35
at Alabama*			24-51	.471	13-28	.464	12-21	.571	13-25-38	20	73	16	17	3	8	200	35
South Carolina	Jan. 13, 2016	L, 73-50	19-53	.358	3-18	.167	9-17	.529	15-18-33	19	50	9	18	3	4	200	22
Missouri*			28-57	.491	7-19	.368	9-13	.692	5-21-26	24	72	17	16	3	8	200	34
South Carolina	Jan. 16, 2016	W, 81-72	28-62	.452	3-21	.143	22-33	.667	17-24-41	15	81	12	13	5	7	200	41
at Ole Miss*			24-61	.393	10-33	.303	16-27	.593	12-25-37	25	74	16	10	4	10	225	39
South Carolina	Jan. 19, 2016	W, 77-74 (OT)	26-62	.419	4-14	.286	21-31	.677	18-31-49	24	77	16	15	3	4	225	29
at Tennessee*			19-46	.413	10-21	.476	30-32	.938	11-23-34	21	78	11	18	3	12	200	29
South Carolina	Jan. 23, 2016	L, 78-69	25-60	.417	4-14	.286	15-23	.652	16-18-34	24	69	11	17	2	7	200	28
Mississippi State*			23-61	.377	11-24	.458	17-23	.739	8-18-26	32	74	11	12	12	10	200	34
South Carolina	Jan. 26, 2016	W, 84-74	26-58	.448	5-15	.333	27-41	.659	18-33-51	25	84	13	18	7	6	200	43
Alabama*			20-60	.333	6-24	.250	18-25	.720	14-27-41	30	64	12	16	7	5	200	26
South Carolina	Jan. 30, 2016	W, 78-64	22-60	.367	6-19	.316	28-46	.609	20-30-50	19	78	10	11	5	9	200	35
at Georgia*			22-57	.386	8-23	.348	17-25	.680	13-30-43	19	69	11	13	9	9	200	33
South Carolina	Feb. 2, 2016	L, 69-56	18-57	.316	7-22	.318	13-19	.684	13-25-38	23	56	9	14	9	3	200	23
at #8/8 Texas A&M*			26-53	.491	12-25	.480	14-22	.636	10-20-30	20	78	19	17	4	5	200	41
South Carolina	Feb. 6, 2016	W, 81-78	30-57	.526	12-21	.571	9-16	.563	10-11-32	20	81	22	15	1	8	200	40
RV/RV LSU*			29-61	.475	9-21	.429	16-28	.571	13-20-33	30	83	16	12	5	4	200	35
South Carolina	Feb. 10, 2016	W, 94-83	30-62	.484	7-19	.368	27-36	.750	12-24-36	26	94	16	9	3	8	200	39
22/21 Kentucky*			31-64	.484	11-25	.440	16-21	.762	14-24-38	21	89	17	12	5	6	200	42
South Carolina	Feb. 13, 2016	L, 89-62	18-55	.327	4-14	.286	22-31	.710	16-23-39	20	62	7	16	8	3	200	27
at Missouri*			20-53	.377	5-21	.238	27-38	.711	13-33-46	21	72	10	17	4	8	200	33
South Carolina	Feb. 16, 2016	L, 72-67	22-66	.333	7-19	.368	16-20	.800	13-26-39	25	67	10	13	2	6	200	25

% - Paradise Jam (Columbia, S.C.) | \$ - Paradise Jam (St. Thomas, USVI) | ^ - Game played at Bon Secours Arena (Greenville, S.C.) | & - Hall of Fame Shootout (Mohegan Sun Arena/Uncasville, Conn.) | * - indicates SEC contest



SOUTH CAROLINA GAMECOCKS

OVERALL: 21-5; SEC: 8-5; HOME: 13-1; AWAY: 4-4; NEUTRAL: 4-0

DATE	OPP.	W/L	SCORE	RECORD (SEC)	POINTS	REBOUNDS	ASSISTS	BLOCKS	STEALS	ATTENDANCE
11/14/15	Norfolk State %	W	84-69	1-0 (0-0)	Thornwell/Notice (14)	Silva (9)	Dozier/Notice (3)	Silva (2)	Thornwell/Dozier (3)	10,623 (paid)
11/16/15	Oral Roberts	W	84-66	2-0 (0-0)	Chatkevicius (27)	Kacinas (13)	Thornwell (7)	Dozier (2)	Notice (2)	9,640 (paid)
11/20/15	vs. DePaul \$	W	76-61	3-0 (0-0)	Kacinas (23)	Thornwell (10)	Carrera (4)	Kacinas (2)	Dozier/Thornwell (2)	1,601
11/22/15	vs. Hofstra \$	W	94-84	4-0 (0-0)	Kacinas (18)	Thornwell/Dozier (9)	Thornwell (6)	Chatkevicius (3)	4 with 1	1,715
11/23/15	vs. RV/RV Tulsa \$	W	83-75	5-0 (0-0)	Chatkevicius (17)	Carrera (9)	Dozier (4)	2 with 1	Thornwell (5)	2,002
11/27/15	Lipscomb	W	92-76	6-0 (0-0)	Chatkevicius (17)	Silva (7)	Thornwell (6)	Silva (2)	Carrera/Notice (3)	8,793 (paid)
11/30/15	Western Carolina	W	76-53	7-0 (0-0)	Kacinas (20)	Kacinas/Silva (11)	McKie (4)	Silva (2)	Stroman (4)	8,957 (paid)
12/5/15	USF	W	81-63	8-0 (0-0)	Carrera (19)	Carrera (7)	Stroman (3)	Silva (3)	Dozier (4)	10,721 (paid)
12/15/15	Drexel	W	79-54	9-0 (0-0)	Dozier (16)	Silva (7)	Thornwell (5)	Chatkevicius (3)	Silva (2)	8,481 (paid)
12/18/15	at Clemson ^	W	65-59	10-0 (0-0)	Carrera (14)	Thornwell (9)	Thornwell (3)	3 with 1	3 with 1	14,446
12/22/15	vs. St. John's &	W	75-61	11-0 (0-0)	Notice (20)	Carrera (12)	Carrera/Thornwell (3)	Dozier (1)	3 with 2	2,355
12/30/15	Francis Marion	W	78-56	12-0 (0-0)	Silva (13)	Cobb (7)	Thornwell (4)	Silva (3)	Dozier (5)	10,401 (paid)
1/2/16	Memphis	W	86-76	13-0 (0-0)	Thornwell (18)	Carrera (11)	Notice (3)	3 with 2	Thornwell (3)	13,035 (paid)
1/5/16	at Auburn *	W	81-69	14-0 (1-0)	Thornwell (22)	Chatkevicius (10)	Thornwell (7)	---	Thornwell (3)	7,556
1/9/16	Vanderbilt *	W	69-65	15-0 (2-0)	Thornwell (19)	Thornwell/Carrera (8)	Notice (4)	3 with 1	Chatkevicius (2)	15,055 (paid)
1/13/16	at Alabama *	L	73-50	15-1 (2-1)	Carrera (14)	Carrera (10)	Notice/McKie (3)	3 with 1	4 with 1	12,443
1/16/16	Missouri *	W	81-72	16-1 (3-1)	Thornwell (22)	Chatkevicius/Dozier (7)	Thornwell (4)	Chatkevicius/Kacinas (2)	Thornwell (3)	15,389 (paid)
1/19/16	at Ole Miss *	W	77-74 (OT)	17-1 (4-1)	Carrera (19)	Chatkevicius (10)	Thornwell (6)	3 with 1	Stroman (2)	7,427
1/23/16	at Tennessee *	L	78-69	17-2 (4-2)	Carrera (22)	Carrera (8)	Notice (5)	Chatkevicius/Silva (1)	Silva (3)	13,928
1/26/16	Miss. State *	W	84-74	18-2 (5-2)	Carrera (34)	Carrera (15)	3 with 3	Carrera (3)	Notice (3)	12,764 (paid)
1/30/16	Alabama *	W	78-64	19-2 (6-2)	Carrera (20)	Carrera (11)	Carrera/Kacinas (3)	Silva (3)	Carrera/Stroman (2)	18,000 (paid)
2/2/16	at Georgia *	L	69-56	19-3 (6-3)	Thornwell (18)	Thornwell (11)	Dozier/Notice (3)	Carrera (3)	3 with 1	6,427
2/6/16	at #8 Texas A&M* W	W	81-78	20-3 (7-3)	Thornwell (25)	Thornwell/Silva (6)	Thornwell (9)	Gregory (1)	Thornwell (3)	11,240
2/10/16	RV/RV LSU*	W	94-83	21-3 (8-3)	Thornwell (24)	3 with 6	Thornwell (5)	3 with 1	Carrera/Notice (2)	16,009 (paid)
2/13/16	22/21 Kentucky*	L	89-62	21-4 (8-4)	Carrera (25)	Carrera (10)	Thornwell (3)	Carrera (3)	3 with 1	18,000 (paid)
2/16/16	at Missouri*	L	72-67	21-5 (8-5)	Notice (21)	Carrera (10)	Thornwell (5)	Kacinas/Carrera (1)	Thornwell/Dozier (2)	5,017

% - Paradise Jam (Columbia, S.C.) | \$ - Paradise Jam (St. Thomas, USVI) | ^ - Game played at Bon Secours Arena (Greenville, S.C.) | & - Hall of Fame Shootout (Mohegan Sun Arena/Uncasville, Conn.)
 | * indicates SEC contest

2015-16 GAME-BY-GAME STARTING LINEUPS

OPPONENT, RESULT	GUARD	GUARD	FORWARD	FORWARD	FORWARD
Norfolk State, W	Dozier	Thornwell	Carrera	Kacinas	Chatkevicius
Oral Roberts, W	Dozier	Thornwell	Carrera	Kacinas	Chatkevicius
vs. DePaul, W	Dozier	Thornwell	Carrera	Kacinas	Chatkevicius
vs. Hofstra, W	Dozier	Thornwell	Carrera	Kacinas	Chatkevicius
vs. RV/RV Tulsa, W	Dozier	Thornwell	Carrera	Kacinas	Chatkevicius
Lipscomb, W	Dozier	Thornwell	Carrera	Kacinas	Chatkevicius
Western Carolina, W	Dozier	Thornwell	Carrera	Kacinas	Chatkevicius
USF, W	Dozier	Thornwell	Carrera	Kacinas	Chatkevicius
Drexel, W	Dozier	Thornwell	Carrera	Kacinas	Chatkevicius
at Clemson, W	Dozier	Thornwell	Carrera	Kacinas	Chatkevicius
vs. St. John's, W	Dozier	Thornwell	Carrera	Kacinas	Chatkevicius
Francis Marion, W	Dozier	Thornwell	Carrera	Kacinas	Chatkevicius
Memphis, W	Dozier	Thornwell	Carrera	Kacinas	Chatkevicius
at Auburn, W	Dozier	Thornwell	Carrera	Kacinas	Chatkevicius
Vanderbilt, W	Dozier	Thornwell	Carrera	Kacinas	Chatkevicius
at Alabama, L	Dozier	Thornwell	Carrera	Kacinas	Chatkevicius
Missouri, W	Dozier	Thornwell	Carrera	Kacinas	Chatkevicius
at Ole Miss, W	Dozier	Thornwell	Carrera	Kacinas	Chatkevicius
at Tennessee, L	Dozier	Thornwell	Carrera	Kacinas	Chatkevicius
Mississippi State, W	Dozier	Thornwell	Carrera	Kacinas	Chatkevicius
Alabama, W	Dozier	Thornwell	Carrera	Kacinas	Silva
at Georgia, L	Dozier	Thornwell	Carrera	Kacinas	Silva
at #8/8 Texas A&M, W	Dozier	Thornwell	Carrera	Kacinas	Silva
RV/RV LSU, W	Dozier	Thornwell	Carrera	Kacinas	Silva
22/21 Kentucky, L	Dozier	Thornwell	Carrera	Kacinas	Silva
at Missouri, L	Dozier	Thornwell	Carrera	Kacinas	Silva

GAME #27 - VS. FLORIDA - SATURDAY, FEB. 20, 2016 - GAMECOCK BASKETBALL

GAME 12 - CAROLINA 78, FRANCIS MARION 56
DEC. 30, 2015/COLONIAL LIFE ARENA

COLUMBIA, S.C. - The South Carolina men's basketball team took the court at Colonial Life Arena for the first time in over two weeks, hosting Francis Marion Wednesday night. The Gamecocks shook off some early rust and ran off to a 78-56 win against the Patriots. Chris Silva led the team with a season-high 13 points and all 15 members of the team would see action in the win. It is Carolina's 12th-straight win, matching its longest win streak since the 1996-97 campaign.

Carolina connected on just one of its first six shots from the floor, but both teams would struggle offensively in the opening eight minutes of action. A 3-pointer from Francis Marion cut South Carolina's lead to just three 12-9, at the 11:15 mark of the first half, but the visitors missed their next seven field goal attempts. The Gamecocks would heat up down the home stretch of the half, scoring 21 of their 38 total points in the final 6:18, shooting 7-of-9 as a team in that span.

Chris Silva and Duane Notice scored 10 points apiece to lead the team, with Silva providing a pair of highlight-reel slam dunks in the process. Eight different players scored for the Gamecocks in the first half. The Patriots finished just 6-of-30 from the field in the half, but were able to force South Carolina into 10 turnovers and recorded seven offensive rebounds to counter a slow half offensively.

The home side pushed the lead up to 25 early on in the second half, 53-28, and held on to a 20-point advantage for the remainder of the game. The lead would allow head coach Frank Martin to look to his talented reserves to get some valuable playing time. Ten players would come off the bench for the team and nine of them scored at least two points. Despite relying almost exclusively on its freshmen, the South Carolina offense put up 40 points in the second half to seal the big win.

GAME 12



Official Basketball Box Score - Game Totals - Final Statistics
Francis Marion vs South Carolina
12/30/15 7 p.m. ET at Columbia, S.C. (Colonial Life Arena)

Francis Marion 56 • 7-4

Table with columns: #, Player, FG, FGA, 3-Ptr, FT, FTA, Rebounds (Off, Def, Tot), PF, TP, A, TO, Blk, Stl, Min. Rows include PARKER, BRANDON; ALEXANDER, JUDAH; BRYANT, ALEX; BROWNING, DETREK; TALKO, NICK; DAVIS JR., MIKE; FENNER, ALANTE; NWAJI, SAMSON; JEROME, DAVID; HARRIS, MYKEL; JACKSON, KENNETH; Team; Totals.

FG % 1st Half: 6-30 20.0% 2nd Half: 12-30 40.0% Game: 18-60 30.0%
3FG % 1st Half: 1-9 12.5% 2nd Half: 5-15 33.3% Game: 6-23 26.1%
FT % 1st Half: 7-13 53.8% 2nd Half: 7-12 58.3% Game: 14-25 56.0%

South Carolina 78 • 12-0

Table with columns: #, Player, FG, FGA, 3-Ptr, FT, FTA, Rebounds (Off, Def, Tot), PF, TP, A, TO, Blk, Stl, Min. Rows include CHATKEVICIUS, L.; CARRERA, MICHAEL; KACINAS, MINDAUGAS; THORNWELL, SINDARIUS; DOZIER, PJ; STROMAN, MARCUS; DOBY, RAYMOND; GREGORY, JAMALL; BLANTON, TEMARCUS; NOTICE, DUANE; MCKIE, JUSTIN; RAGIN, JOHN; COBB, ERIC; SILVA, CHRIS; HOLLIMAN, JARRELL; Team; Totals.

FG % 1st Half: 14-28 50.0% 2nd Half: 13-36 36.1% Game: 27-64 42.2%
3FG % 1st Half: 3-14 21.4% 2nd Half: 5-13 38.5% Game: 8-27 29.6%
FT % 1st Half: 7-14 50.0% 2nd Half: 9-16 56.3% Game: 16-30 53.3%

Officials: Joe Lindsay, Olanis Poole, Lamar Simpson
Technical fouls: Francis Marion-None, South Carolina-None.
Attendance: 13041

Score by periods table with columns: 1st, 2nd, Total. Rows for Francis Marion and South Carolina.

Last FG - FMU 2nd-00:00, SC 2nd-00:12.
Largest lead - FMU None, SC by 25-13:08.
FMU led for 00:00, SC led for 39:46. Game was tied for 07:14.

Score tied - 0 times.
Lead changed - 0 times.

GAME 13 - CAROLINA 86, MEMPHIS 76
JAN. 2, 2016/COLONIAL LIFE ARENA

COLUMBIA, S.C. - The #24/20 South Carolina Gamecocks earned another signature win Saturday night, opening 2016 with a thrilling 86-76 win over Memphis (9-4). Sindarius Thornwell scored a season-high 18 points and Michael Carrera went for his second double-double in the last three games to lead Carolina to 13-0, its longest win streak since 1969-70. In a game that featured 17 ties and 13 different lead changes, senior leadership and depth proved to be the difference for the home side.

The game was emotionally charged from the first minute of action, but it translated into a reckless game that effected both teams. Nine combined fouls were called in the first three minutes of the game, putting a pair of starters on the bench for the Gamecocks with PJ Dozier and Laimonas Chatkevicius. Carolina would hold an early 9-7 lead thanks to a Chris Silva three-point play, but Memphis would soon answer back.

A 7-0 run from the visitors staked them to their largest lead of the night at 14-9 with 13:48 to play. A Duane Notice 3-pointer would soon tie the game back up at 16-11, but Carolina missed some extra opportunities to take a firm advantage and the lead bounced back and forth for the final ten minutes of the half. A 9-0 run for the Gamecocks in the final four minutes would push their lead as high as six, 39-33, but the Tigers tied it up for halftime on a last-second 3 from Ricky Tarrant.

Neither side was able to adjust to the physicality during the run of play, leading to a carousel of shooters at the free throw line all night. In total, the two teams combined for 68 fouls and 99 free throws in the game. Michael Carrera led the team through the first 20 minutes with 12 points and five rebounds, highlighted by a pair of 3s to fire up an already-stoked crowd of 13,035 at Colonial Life Arena. As a team, though, South Carolina shot just 33 percent from the floor.

The offenses remained chilly from the floor as the second half got underway, but Memphis would warm up just enough to grab an early 50-46 lead. The Gamecocks started just 3-of-15 from the floor through the first eight minutes, compounded by four missed free throws in that same stretch. Carolina was able to tie up the game back up, and would take a 61-59 lead after a pair of free throws by Notice, but neither team would enjoy much of any breathing room as the half wore on.

Memphis' offense would not extend past the free throw line for most of the final 20 minutes, as it shot just 23 percent from the floor in the second half but did make 16-of-19 at the line. The Tigers went over nine minutes without a field goal until a goaltending call gave them a make with 5:35 to go. By then, though, Carolina had built up a two-possession lead at 70-63 and started to wear into the opposition's depth with fouls.

In all, five Tigers would foul out and the Gamecocks were able to salt away the game with free throws. A pair of made attempts by Duane Notice with 11 seconds to play gave the Garnet and Black its largest lead of the game, the final margin of 86-76, and also set a new program record for both free throws made and attempted, with 46 and 63, respectively. The win closes out the team's first undefeated non-conference schedule since the 1933-34 team.

GAME 13



Official Basketball Box Score - Game Totals - Final Statistics
Memphis vs South Carolina
12/16 6 p.m. ET at Columbia, S.C. (Colonial Life Arena)

Memphis 76 • 9-4

Table with columns: #, Player, FG, FGA, 3-Ptr, FT, FTA, Rebounds (Off, Def, Tot), PF, TP, A, TO, Blk, Stl, Min. Rows include BURRELL, TRAHSON; GOODWIN, SHAQ; LAWSON, K.J.; MARTIN, JEREMIAH; TARRANT JR., RICKY; LAWSON, JEDRIC; WOODSON, AVERY; CRAWFORD, MARKEL; JOHNSON, KEDREN; MARSHALL, NICK; McDowell, Jake; Team; Totals.

FG % 1st Half: 11-27 40.7% 2nd Half: 8-34 23.5% Game: 19-61 31.1%
3FG % 1st Half: 6-10 60.0% 2nd Half: 2-12 16.7% Game: 8-22 36.4%
FT % 1st Half: 14-17 82.4% 2nd Half: 16-19 84.2% Game: 30-36 83.3%

South Carolina 86 • 13-0

Table with columns: #, Player, FG, FGA, 3-Ptr, FT, FTA, Rebounds (Off, Def, Tot), PF, TP, A, TO, Blk, Stl, Min. Rows include CHATKEVICIUS, L.; CARRERA, MICHAEL; KACINAS, MINDAUGAS; THORNWELL, SINDARIUS; DOZIER, PJ; STROMAN, MARCUS; GREGORY, JAMALL; NOTICE, DUANE; MCKIE, JUSTIN; RAGIN, JOHN; COBB, ERIC; SILVA, CHRIS; HOLLIMAN, JARRELL; Team; Totals.

FG % 1st Half: 10-30 33.3% 2nd Half: 8-27 29.6% Game: 18-57 31.6%
3FG % 1st Half: 4-13 30.8% 2nd Half: 0-4 0.0% Game: 4-17 23.5%
FT % 1st Half: 18-24 75.0% 2nd Half: 28-39 71.8% Game: 46-63 73.0%

Officials: Pat Adams, John Hampton, Marc Ellard
Technical fouls: Memphis-None, South Carolina-None.
Attendance: 13035

Score by periods table with columns: 1st, 2nd, Total. Rows for Memphis and South Carolina.

Last FG - MEM 2nd-02:03, SC 2nd-03:06.
Largest lead - MEM by 5:18-13:48, SC by 10:20-00:11.
MEM led for 17:35, SC led for 15:20. Game was tied for 07:05.

Score tied - 17 times.
Lead changed - 13 times.

GAME 14 - CAROLINA 81, AUBURN 69
JAN. 5, 2016/AUBURN ARENA

AUBURN, ALA. - An active defense in the first half would prove to be the difference as the #22/20 South Carolina Gamecocks opened the SEC season with a road win at Auburn Tuesday night, 81-69. Sindarius Thornwell kept a hot hand, leading the team with 22 points while Laimonas Chatkevicius added his first double-double of the season with 12 points and 10 rebounds.

The Tigers (7-6, 1-1 SEC) held an early advantage, but the Gamecocks (14-0, 1-0) soon found success getting into the passing lanes and went off on a 12-0 run to take an 18-9 lead six minutes in. In that stretch, Auburn turned the ball over four times and missed a pair of shots, while Thornwell took advantage by scoring seven of those 12 points on his own. He would finish the half with 13 points thanks to a trio of 3-pointers, he and Duane Notice combined to connect on 6-of-9 3s in the half.

South Carolina's defense would harass Auburn relentlessly, forcing 15 turnovers in the first half that led to 23 of the Gamecocks' 43 points. The visitors took a 43-30 lead into the break, the lowest first-half scoring output from the Tigers this season.

Both sides kept sending it in from 3 to start the half, hitting three apiece in the first three minutes of the second half. Auburn made a concerted effort to limit turnovers, committing just six in the final 20 minutes, but the Gamecocks would turn to a high efficiency half-court offense to hold off any rallies.

Auburn could get no closer than six in the second half, as South Carolina shot 55 percent from the field and 79 percent at the free throw line. For the game the Garnet and Black shot an even 50 percent, the fifth time overall this season.

A lead that grew as large as 18 in the first half was whittled down to six, 63-57, with 7:30 to play but the Gamecocks responded with a 7-0 to push it back to double figures for the rest of the game. Chatkevicius put an exclamation mark on the modest but crucial run with a three-point play on a thunderous dunk in transition.

Head coach Frank Martin leaned on his veterans for the second half, giving his juniors and seniors 83 of the 100 possible minutes of playing time. Sophomore Marcus Stroman would play like a vet in the second half, finding success as distributor and slasher for the offense. He made it to the line, hitting all six free throw attempts, and added a layup in his 12 second-half minutes. For the second game in a row, free throws late in the game sealed the win -- South Carolina hit 7-of-8 in the final 3:36 to push the lead out of reach.

GAME 14



Official Basketball Box Score - Game Totals - Final Statistics
South Carolina vs Auburn
01/05/16 6:00 p.m. at Auburn Arena - Auburn, Ala.

South Carolina 81 • 14-0, 1-0

Table with columns: #, Player, FG, FGA, 3-Ptr, FT, FTA, Rebounds (Off, Def, Tot), PF, TP, A, TO, Blk, Stl, Min. Rows include CHATKEVICIUS, L.; CARRERA, MICHAEL; KACINAS, MINDAUGAS; THORNWELL, SINDARIUS; DOZIER, PJ; STROMAN, MARCUS; NOTICE, DUANE; SILVA, CHRIS; Team; Totals.

FG % 1st Half: 15-32 46.9% 2nd Half: 10-18 55.6% Game: 25-50 50.0%
3FG % 1st Half: 6-16 37.5% 2nd Half: 3-7 42.9% Game: 9-23 39.1%
FT % 1st Half: 7-9 77.8% 2nd Half: 15-19 78.9% Game: 22-28 78.6%

Auburn 69 • 7-6, 1-1

Table with columns: #, Player, FG, FGA, 3-Ptr, FT, FTA, Rebounds (Off, Def, Tot), PF, TP, A, TO, Blk, Stl, Min. Rows include SPENCER, HORACE; HARRIS, TYLER; GRANGER, JORDAN; CANTY, KARREEM; BROWN, BRYCE; BOWERS, CINCSEON; KEIM, PATRICK; LANG, TJ; WADDELL, DEVIN; Team; Totals.

FG % 1st Half: 11-25 44.0% 2nd Half: 13-29 44.8% Game: 24-54 44.4%
3FG % 1st Half: 5-13 38.5% 2nd Half: 7-17 41.2% Game: 12-30 40.0%
FT % 1st Half: 3-5 60.0% 2nd Half: 6-8 75.0% Game: 9-13 69.2%

Officials: Tony Greene, Doug Simons, Roger Ayers
Technical fouls: South Carolina-None, Auburn-None.
Attendance: 7556

Score by periods table with columns: 1st, 2nd, Total. Rows for South Carolina and Auburn.

Last FG - SC 2nd-01:47, AU 2nd-00:55.
Largest lead - SC by 18:03-02:34, AU by 3:18-19:00.
SC led for 35:54, AU led for 02:55. Game was tied for 01:11.

Score tied - 1 time.
Lead changed - 1 time.

GAME #27 - VS. FLORIDA - SATURDAY, FEB. 20, 2016 - GAMECOCK BASKETBALL



#5 TEMARCUS BLANTON

R-FRESHMAN | GUARD | 6'5" | 215 | HS

LOCUST GROVE, GA./LUELLA

SEASON NOTABLES

- Returns after suffering a season-ending hip injury which required surgery during the 2014-15 preseason
- Scored seven points in just six minutes in exhibition vs. Allen
- Played seven minutes against Western Carolina, recording his first two career field goal attempts and a steal
- Scored his first career points in the win over USE, playing six minutes against the Bulls
- Hit both attempts from 3 against Drexel, his first made field goals at Carolina

BLANTON'S SEASON HIGHS

Points

6, vs. Drexel (Dec. 15, 2015)

Field Goals

2, vs. Drexel (Dec. 15, 2015)

Field Goal Attempts

2, 3x, last vs. Francis Marion (Dec. 30, 2015)

3-Point Field Goals

2, vs. Drexel (Dec. 15, 2015)

3-Point Field Goal Attempts

2, vs. Drexel (Dec. 15, 2015)

Free Throws

2, twice, last vs. Francis Marion (Dec. 30, 2015)

Free Throw Attempts

2, twice, last vs. Francis Marion (Dec. 30, 2015)

Rebounds

3, vs. Francis Marion (Dec. 30, 2015)

Assists

1, twice, last vs. Western Carolina (Nov. 30, 2015)

Blocks

-

Steals

1, twice, last vs. USEF (Dec. 5, 2015)

Minutes Played

7, vs. Western Carolina (Nov. 30, 2015)

2015-16

Opponent	Date	GS	Min	FG-FGA	Pct	3FG-FGA	Pct	FT-FTA	Pct	Off	Def	Tot	Avg	PF	FO	A	TO	Blk	Stl	Pts	Avg
Norfolk State	11/14/15	1	0-0	.000	0-0	.000	0-0	.000	0-0	0	0	0	0.0	1	0	1	0	0	0	0	0.0
Oral Roberts	11/16/15	1	0-0	.000	0-0	.000	0-0	.000	0-0	0	0	0	0.0	1	0	0	0	0	0	0	0.0
vs. DePaul	11/20/15	-	-	-	-	-	-	-	-	-DNP - Coach's Decision-	-	-	-	-	-	-	-	-	-	-	-
vs. Hofstra	11/22/15	-	-	-	-	-	-	-	-	-DNP - Coach's Decision-	-	-	-	-	-	-	-	-	-	-	-
vs. Tulsa	11/23/15	-	-	-	-	-	-	-	-	-DNP - Coach's Decision-	-	-	-	-	-	-	-	-	-	-	-
Lipscomb	11/27/15	5	0-0	.000	0-0	.000	0-0	.000	0-0	0	0	0	0.0	1	0	0	1	0	0	0	0.0
Western Carolina	11/30/15	7	0-2	.000	0-0	.000	0-0	.000	0-0	0	0	0	0.0	0	0	1	0	0	1	0	0.0
USEF	12/5/15	6	0-1	.000	0-0	.000	2-2	1.000	0	1	1	0.2	0	0	0	0	0	0	1	2	0.4
Drexel	12/15/15	3	2-2	1.000	2-2	1.000	0-0	.000	0	1	1	0.3	0	0	0	0	0	0	0	6	1.3
at Clemson	12/18/15	-	-	-	-	-	-	-	-	-DNP - Coach's Decision-	-	-	-	-	-	-	-	-	-	-	-
vs. St. John's	12/22/15	-	-	-	-	-	-	-	-	-DNP - Coach's Decision-	-	-	-	-	-	-	-	-	-	-	-
Francis Marion	12/30/15	6	0-2	.000	0-1	.000	2-2	1.000	2	1	3	0.7	1	0	0	0	0	0	0	2	1.4
Memphis	1/2/16	-	-	-	-	-	-	-	-	-DNP - Coach's Decision-	-	-	-	-	-	-	-	-	-	-	-
at Auburn	1/5/16	-	-	-	-	-	-	-	-	-DNP - Coach's Decision-	-	-	-	-	-	-	-	-	-	-	-
Vanderbilt	1/9/16	-	-	-	-	-	-	-	-	-DNP - Coach's Decision-	-	-	-	-	-	-	-	-	-	-	-
at Alabama	1/13/16	-	-	-	-	-	-	-	-	-DNP - Coach's Decision-	-	-	-	-	-	-	-	-	-	-	-
Missouri	1/16/16	-	-	-	-	-	-	-	-	-DNP - Coach's Decision-	-	-	-	-	-	-	-	-	-	-	-
at Ole Miss	1/19/16	-	-	-	-	-	-	-	-	-DNP - Coach's Decision-	-	-	-	-	-	-	-	-	-	-	-
at Tennessee	1/23/16	-	-	-	-	-	-	-	-	-DNP - Coach's Decision-	-	-	-	-	-	-	-	-	-	-	-
Mississippi State	1/26/16	-	-	-	-	-	-	-	-	-DNP - Coach's Decision-	-	-	-	-	-	-	-	-	-	-	-
Alabama	1/30/16	-	-	-	-	-	-	-	-	-DNP - Coach's Decision-	-	-	-	-	-	-	-	-	-	-	-
at Georgia	2/2/16	-	-	-	-	-	-	-	-	-DNP - Coach's Decision-	-	-	-	-	-	-	-	-	-	-	-
Texas A&M	2/6/16	-	-	-	-	-	-	-	-	-DNP - Coach's Decision-	-	-	-	-	-	-	-	-	-	-	-
LSU	2/10/16	-	-	-	-	-	-	-	-	-DNP - Coach's Decision-	-	-	-	-	-	-	-	-	-	-	-
Kentucky	2/13/16	-	-	-	-	-	-	-	-	-DNP - Coach's Decision-	-	-	-	-	-	-	-	-	-	-	-
at Missouri	2/16/16	-	-	-	-	-	-	-	-	-DNP - Coach's Decision-	-	-	-	-	-	-	-	-	-	-	-
Florida	2/20/16	-	-	-	-	-	-	-	-	-	-	-	-	-	-	-	-	-	-	-	-
Tennessee	2/24/16	-	-	-	-	-	-	-	-	-	-	-	-	-	-	-	-	-	-	-	-
at Mississippi State	2/27/16	-	-	-	-	-	-	-	-	-	-	-	-	-	-	-	-	-	-	-	-
Georgia	3/3/16	-	-	-	-	-	-	-	-	-	-	-	-	-	-	-	-	-	-	-	-
at Arkansas	3/5/16	-	-	-	-	-	-	-	-	-	-	-	-	-	-	-	-	-	-	-	-

CAREER STATISTICS

Season	GP-GS	Min	Avg	FG	FGA	Pct	3FG	3FGA	Pct	FT	FTA	Pct	Off	Def	Tot	Avg	PF	FO	Ast	TO	Blk	Stl	Pts	Avg
2015-16	7-0	29	4.1	2	7	.286	2	4	.500	4	4	1.000	2	3	5	0.7	4	0	2	1	0	2	10	1.4

CAREER SEC STATISTICS

Season	GP-GS	Min	Avg	FG	FGA	Pct	3FG	3FGA	Pct	FT	FTA	Pct	Off	Def	Tot	Avg	PF	FO	Ast	TO	Blk	Stl	Pts	Avg
2016	-	-	-	-	-	-	-	-	-	-	-	-	-	-	-	-	-	-	-	-	-	-	-	-



#23 ERIC COBB

FRESHMAN | FORWARD | 6'9" | 296 | HS

JACKSONVILLE, FLA./ST. FRANCIS ACADEMY (BALTIMORE)

SEASON NOTABLES

- Noted as a true post player who has the ability to play with his back to the basket
- 4-star prospect by several outlets
- Led the team with 14 rebounds, while adding eight points in exhibition vs. Allen
- Saw action vs. Norfolk State, scored two points
- Earned extended playing time with an efficient day against Oral Roberts, with six points and three rebounds in 12 minutes
- Saw action vs. DePaul, collecting three rebounds
- Hit a pair of field goals in a win over Western Carolina
- Pulled down a season-best four rebounds against Drexel
- Provided a big boost off the bench vs. Clemson, with four points and a new season-high of five rebounds
- Played a season-high 16 minutes with seven rebounds against Francis Marion
- Hit his first career free throw against Alabama, attempting four despite just one minute of playing time

COBB'S SEASON HIGHS

Points

6, vs. Oral Roberts (Nov. 16, 2015)

Field Goals

3, vs. Oral Roberts (Nov. 16, 2015)

Field Goal Attempts

4, vs. Western Carolina (Nov. 30, 2015)

3-Point Field Goals

-

3-Point Field Goal Attempts

-

Free Throws

1, vs. Alabama (Jan. 30, 2016)

Free Throw Attempts

4, vs. Alabama (Jan. 30, 2016)

Rebounds

7, vs. Francis Marion (Dec. 30, 2015)

Assists

2, vs. Francis Marion (Dec. 30, 2015)

Blocks

1, twice, last vs. Francis Marion (Dec. 30, 2015)

Steals

1, vs. Norfolk State (Nov. 14, 2015)

Minutes Played

16, vs. Francis Marion (Dec. 30, 2015)

2015-16

Opponent	Date	GS	Min	FG-FGA	Pct	3FG-FGA	Pct	FT-FTA	Pct	Off	Def	Tot	Avg	PF	FO	A	TO	Blk	Stl	Pts	Avg
Norfolk State	11/14/15	8	1-1	1.000	0-0	.000	0-1	.000	0	1	1	1.0	2	0	0	1	0	1	2	2.0	
Oral Roberts	11/16/15	12	3-3	1.000	0-0	.000	0-0	.000	2	1	3	2.0	1	0	0	1	0	0	8	5.0	
vs. DePaul	11/20/15	11	0-0	.000	0-0	.000	0-0	.000	0	3	3	2.3	0	0	0	0	0	0	0	2.7	
vs. Hofstra	11/22/15	4	1-2	.500	0-0	.000	0-0	.000	0	0	0	1.8	1	0	0	0	0	0	2	2.5	
vs. Tulsa	11/23/15	9	1-2	.500	0-0	.000	0-0	.000	0	3	3	2.0	4	0	0	2	0	0	2	2.4	
Lipscomb	11/27/15	2	0-0	.000	0-0	.000	0-0	.000	0	1	1	1.8	0	0	0	0	0	0	0	2.0	
Western Carolina	11/30/15	10	2-4	.500	0-0	.000	0-2	.000	1	0	1	1.7	0	0	0	1	0	0	4	2.3	
USF	12/5/15	8	0-0	.000	0-0	.000	0-0	.000	0	1	1	1.6	1	0	1	1	0	0	0	2.0	
Drexel	12/15/15	12	0-1	.000	0-0	.000	0-0	.000	0	4	4	1.9	2	0	0	1	1	0	0	1.8	
at Clemson	12/18/15	11	2-2	1.000	0-0	.000	0-0	.000	2	3	5	2.2	2	0	0	1	0	0	4	1.9	
vs. St. John's	12/22/15	6	0-0	.000	0-0	.000	0-0	.000	1	2	3	2.3	2	0	0	1	0	0	0	1.8	
Francis Marion	12/30/15	16	1-1	1.000	0-0	.000	0-7	.000	4	3	7	2.7	0	0	2	2	1	0	2	1.8	
Memphis	1/2/16	3	0-0	.000	0-0	.000	0-0	.000	0	0	0	2.5	2	0	0	0	0	0	0	1.7	
at Auburn	1/5/16	-	-	-	-	-	-	-	-	-	-	-	-	-	-	-	-	-	-	-	
Vanderbilt	1/9/16	4	0-0	.000	0-0	.000	0-0	.000	0	3	3	2.5	0	0	0	0	0	0	0	1.6	
at Alabama	1/13/16	3	1-2	.500	0-0	.000	0-0	.000	1	1	2	2.5	0	0	0	0	0	0	2	1.6	
Missouri	1/16/16	2	0-0	.000	0-0	.000	0-0	.000	0	0	0	2.3	0	0	0	1	0	0	0	1.5	
at Ole Miss	1/19/16	-	-	-	-	-	-	-	-	-	-	-	-	-	-	-	-	-	-	-	
at Tennessee	1/23/16	2	0-1	.000	0-0	.000	0-0	.000	1	1	2	2.3	0	0	0	0	0	0	0	1.4	
Mississippi State	1/26/16	4	0-0	.000	0-0	.000	0-4	.000	0	1	1	2.2	1	0	0	0	0	0	0	1.3	
Alabama	1/30/16	1	0-0	.000	0-0	.000	1-4	.250	1	0	1	2.2	1	0	0	0	0	0	1	1.3	
at Georgia	2/2/16	3	0-0	.000	0-0	.000	0-0	.000	0	0	0	2.1	0	0	0	0	0	0	0	1.3	
Texas A&M	2/6/16	-	-	-	-	-	-	-	-	-	-	-	-	-	-	-	-	-	-	-	
LSU	2/10/16	1	0-0	.000	0-0	.000	0-0	.000	0	0	0	2.0	0	0	0	0	0	0	0	1.2	
Kentucky	2/13/16	-	-	-	-	-	-	-	-	-	-	-	-	-	-	-	-	-	-	-	
at Missouri	2/16/16	5	0-0	.000	0-0	.000	0-0	.000	0	1	1	1.9	2	0	0	0	0	0	0	1.1	
Florida	2/20/16																				
Tennessee	2/24/16																				
at Mississippi State	2/27/16																				
Georgia	3/3/16																				
at Arkansas	3/5/16																				

CAREER STATISTICS

Season	GP-GS	Min	Avg	FG	FGA	Pct	3FG	3FGA	Pct	FT	FTA	Pct	Off	Def	Tot	Avg	PF	FO	Ast	TO	Blk	Stl	Pts	Avg
2015-16	22-0	137	6.2	12	19	.632	0	0	.000	1	18	.056	13	29	42	1.9	24	0	3	12	2	1	25	1.1

CAREER SEC STATISTICS

Season	GP-GS	Min	Avg	FG	FGA	Pct	3FG	3FGA	Pct	FT	FTA	Pct	Off	Def	Tot	Avg	PF	FO	Ast	TO	Blk	Stl	Pts	Avg
2016	9-0	25	2.8	1	3	.333	0	0	.000	1	8	.125	3	7	10	1.1	4	0	0	1	0	0	3	0.3



#2 RAYMOND DOBY

FRESHMAN | FORWARD | 6'6" | 233 | HS

CAHOKIA, ILL./MONTROSE CHRISTIAN SCHOOL

SEASON NOTABLES

- 3-star prospect who will provide size and athleticism in the front court
- Collected one steal and one rebound in exhibition vs. Allen
- Played four minutes against Western Carolina, recording his first career block
- Played three minutes vs. Drexel
- Scored eight points with four rebounds in just seven minutes of playing time vs. Francis Marion
- Made his SEC debut at Alabama, hitting both field goals in four minutes of action
- Played three minutes in the rematch with the Crimson Tide, attempting a pair of shots
- Stepped in a big moment of the second half against LSU, scoring five points over seven minutes
- Played a season-high 15 minutes against Kentucky, pulling down three rebounds

DOBY'S SEASON HIGHS

Points

8, vs. Francis Marion (Dec. 30, 2015)

Field Goals

2, twice, last at Alabama (Jan. 13, 2016)

Field Goal Attempts

5, vs. Francis Marion (Dec. 30, 2015)

3-Point Field Goals

-

3-Point Field Goal Attempts

-

Free Throws

4, vs. Francis Marion (Dec. 30, 2015)

Free Throw Attempts

8, vs. Francis Marion (Dec. 30, 2015)

Rebounds

4, vs. Francis Marion (Dec. 30, 2015)

Assists

1, vs. LSU (Feb. 10, 2016)

Blocks

1, vs. Western Carolina (Nov. 30, 2015)

Steals

1, 4x, last vs. Kentucky (Feb. 13, 2016)

Minutes Played

15, vs. Kentucky (Feb. 13, 2016)

2015-16

Opponent	Date	GS	Min	FG-FGA	Pct	3FG-3FGA	Pct	FT-FTA	Pct	Off	Def	Tot	Avg	PF	FO	A	TO	Blk	Stl	Pts	Avg
Norfolk State	11/14/15	-	-	-	-	-	-	-	-	-	-	-	-	-	-	-	-	-	-	-	-
Oral Roberts	11/16/15	1	0-0	.000	0-0	.000	0-0	.000	0	0	0	0.0	1	0	0	0	0	0	0	0	0.0
vs. DePaul	11/20/15	1	0-0	.000	0-0	.000	0-0	.000	0	0	0	0.0	3	0	0	0	0	0	0	0	0.0
vs. Hofstra	11/22/15	-	-	-	-	-	-	-	-	-	-	-	-	-	-	-	-	-	-	-	-
vs. Tulsa	11/23/15	-	-	-	-	-	-	-	-	-	-	-	-	-	-	-	-	-	-	-	-
Lipscomb	11/27/15	2	0-1	.000	0-0	.000	0-0	.000	0	1	1	0.3	0	0	0	0	0	0	0	0	0.0
Western Carolina	11/30/15	4	0-0	.000	0-0	.000	0-0	.000	0	0	0	0.3	0	0	0	0	1	0	0	0	0.0
USF	12/5/15	-	-	-	-	-	-	-	-	-	-	-	-	-	-	-	-	-	-	-	-
Drexel	12/15/15	3	0-0	.000	0-0	.000	0-0	.000	0	0	0	0.2	0	0	0	1	0	0	0	0	0.0
at Clemson	12/18/15	-	-	-	-	-	-	-	-	-	-	-	-	-	-	-	-	-	-	-	-
vs. St. John's	12/22/15	-	-	-	-	-	-	-	-	-	-	-	-	-	-	-	-	-	-	-	-
Francis Marion	12/30/15	7	2-5	.400	0-0	.000	4-8	.500	3	1	4	0.8	0	0	0	0	0	0	0	8	1.3
Memphis	1/2/16	-	-	-	-	-	-	-	-	-	-	-	-	-	-	-	-	-	-	-	-
at Auburn	1/5/16	-	-	-	-	-	-	-	-	-	-	-	-	-	-	-	-	-	-	-	-
Vanderbilt	1/9/16	-	-	-	-	-	-	-	-	-	-	-	-	-	-	-	-	-	-	-	-
at Alabama	1/13/16	4	2-2	1.000	0-0	.000	0-0	.000	0	0	0	0.7	0	0	0	0	0	0	0	4	1.7
Missouri	1/16/16	-	-	-	-	-	-	-	-	-	-	-	-	-	-	-	-	-	-	-	-
at Ole Miss	1/19/16	-	-	-	-	-	-	-	-	-	-	-	-	-	-	-	-	-	-	-	-
at Tennessee	1/23/16	-	-	-	-	-	-	-	-	-	-	-	-	-	-	-	-	-	-	-	-
Mississippi State	1/26/16	-	-	-	-	-	-	-	-	-	-	-	-	-	-	-	-	-	-	-	-
Alabama	1/30/16	3	0-2	.000	0-0	.000	0-0	.000	0	0	0	0.6	1	0	0	0	0	0	1	0	1.5
at Georgia	2/2/16	6	0-0	.000	0-0	.000	0-0	.000	0	0	0	0.6	1	0	0	0	0	0	1	0	1.3
Texas A&M	2/6/16	-	-	-	-	-	-	-	-	-	-	-	-	-	-	-	-	-	-	-	-
LSU	2/10/16	7	1-2	.500	0-0	.000	3-3	1.000	0	0	0	0.5	1	0	1	1	0	1	5	1.7	
Kentucky	2/13/16	15	1-3	.333	0-0	.000	0-0	.000	1	2	3	0.7	0	0	0	0	0	0	1	2	1.7
at Missouri	2/16/16	8	0-3	.000	0-0	.000	0-2	.000	1	0	1	0.8	0	0	0	0	0	0	0	0	1.6
Florida	2/20/16	-	-	-	-	-	-	-	-	-	-	-	-	-	-	-	-	-	-	-	-
Tennessee	2/24/16	-	-	-	-	-	-	-	-	-	-	-	-	-	-	-	-	-	-	-	-
at Mississippi State	2/27/16	-	-	-	-	-	-	-	-	-	-	-	-	-	-	-	-	-	-	-	-
Georgia	3/3/16	-	-	-	-	-	-	-	-	-	-	-	-	-	-	-	-	-	-	-	-
at Arkansas	3/5/16	-	-	-	-	-	-	-	-	-	-	-	-	-	-	-	-	-	-	-	-

CAREER STATISTICS

Season	GP-GS	Min	Avg	FG	FGA	Pct	3FG	3FGA	Pct	FT	FTA	Pct	Off	Def	Tot	Avg	PF	FO	Ast	TO	Blk	Stl	Pts	Avg
2015-16	12-0	61	5.1	6	18	.333	0	0	.000	7	13	.538	4	5	9	0.8	7	0	1	3	1	4	19	1.6

CAREER SEC STATISTICS

Season	GP-GS	Min	Avg	FG	FGA	Pct	3FG	3FGA	Pct	FT	FTA	Pct	Off	Def	Tot	Avg	PF	FO	Ast	TO	Blk	Stl	Pts	Avg
2016	6-0	43	7.2	4	12	.333	0	0	.000	3	6	.500	1	3	4	0.7	3	0	1	1	0	4	11	1.8



#15 PJ DOZIER

FRESHMAN | GUARD | 6'6" | 200 | HS

COLUMBIA, S.C./SPRING VALLEY

SEASON NOTABLES

- Highly-touted recruit and noted as one of the top point guards in the nation in his class
- Rated as the No. 19 overall prospect by ESPN.com
- 2015 McDonald's All-American and 2014-15 Gatorade Player of the Year in the State of South Carolina
- Dished four assists with two steals, seven points and seven rebounds in exhibition vs. Allen
- Earned the start in first-career game vs. Norfolk State, scored seven points with three assists, four rebounds and three steals in 21 minutes
- Seven points, with two rebounds and two steals in win vs. DePaul
- Best game of the season to date with 12 points and nine rebounds in 26 minutes vs. Hofstra
- Eight points with four assists in Paradise Jam Championship vs. Tulsa
- Scored 11 points and dished a season high five assists with six rebounds and a pair of steals vs. Lipscomb
- Picked up four steals to go with 12 points in 26 minutes against USF
- Led the team with 16 points, ten coming from the free throw line, in 24 minutes of action vs. Drexel
- Had his most efficient night of shooting as a Gamecock, scoring 13 points on 5-of-8 shooting vs. Clemson
- Double figures for first time since Clemson with 11 in win vs. Missouri, also added 7 rebounds
- Three assists with four points in loss at Georgia
- Enjoyed one of his best SEC games, scoring nine points with four assists and four rebounds at Texas A&M
- Set a new personal best for points in SEC play after scoring 12 against LSU; 10 came in the second half
- Scored 12 points in 26 minutes on the road at Missouri

DOZIER'S SEASON HIGHS

Points

16, vs. Drexel (Dec. 15, 2015)

Field Goals

5, 4x, last vs. LSU (Feb. 10, 2016)

Field Goal Attempts

12, vs. USF (Dec. 5, 2015)

3-Point Field Goals

2, vs. Hofstra (Nov. 22, 2015)

3-Point Field Goal Attempts

4, twice, last vs. Francis Marion (Dec. 30, 2015)

Free Throws

10, vs. Drexel (Dec. 15, 2015)

Free Throw Attempts

16, vs. Drexel (Dec. 15, 2015)

Rebounds

9, vs. Hofstra (Nov. 22, 2015)

Assists

5, twice, last at Auburn (Jan. 5, 2016)

Blocks

2, vs. Oral Roberts (Nov. 16, 2015)

Steals

5, vs. Francis Marion (Dec. 30, 2015)

Minutes Played

27, at Clemson (Dec. 18, 2015)

2015-16

Opponent	Date	GS	Min	FG-FGA	Pct	3FG-FGA	Pct	FF-FTA	Pct	Off	Def	Tot	Avg	PF	FO	A	TO	Blk	Stl	Pts	Avg
Norfolk State	11/14/15	*	21	3-7	.428	1-2	.500	0-2	.000	1	3	4	4.0	3	0	3	1	0	3	7	7.0
Oral Roberts	11/16/15	*	12	0-3	.000	0-1	.000	0-0	.000	0	2	2	3.0	2	0	2	1	2	1	0	3.5
vs. DePaul	11/20/15	*	14	3-6	.500	0-0	.000	1-2	.500	1	1	2	2.7	2	0	0	2	0	2	7	4.7
vs. Hofstra	11/22/15	*	26	5-10	.500	2-2	1.000	0-1	.000	4	5	9	4.3	3	0	2	3	0	0	12	6.5
vs. Tulsa	11/23/15	*	17	3-6	.500	2-4	.500	0-0	.000	0	4	4	4.2	4	0	4	2	1	0	8	6.8
Lipscomb	11/27/15	*	23	5-11	.454	1-3	.333	0-2	.000	2	4	6	4.5	2	0	5	4	1	2	11	7.5
Western Carolina	11/30/15	*	12	0-3	.000	0-1	.000	0-0	.000	1	2	3	4.3	3	0	0	2	0	0	0	6.4
USF	12/5/15	*	26	4-12	.333	0-1	.000	4-6	.667	0	1	1	3.9	2	0	2	2	1	4	12	7.1
Drexel	12/15/15	*	24	3-6	.500	0-0	.000	10-16	.625	0	4	4	3.9	0	0	3	1	0	0	16	8.1
at Clemson	12/18/15	*	27	5-8	.625	1-1	1.000	2-3	.667	1	5	6	4.1	2	0	1	2	0	1	13	8.6
vs. St. John's	12/22/15	*	24	3-11	.273	0-1	.000	0-0	.000	0	3	3	4.0	2	0	1	3	1	2	6	8.4
Francis Marion	12/30/15	*	22	3-8	.375	0-4	.000	0-0	.000	0	1	1	3.8	3	0	1	2	1	5	6	8.2
Memphis	1/2/16	*	15	3-7	.429	0-1	.000	1-3	.333	0	2	2	3.6	3	0	0	2	0	0	7	8.1
at Auburn	1/5/16	*	15	2-5	.400	0-2	.000	0-0	.000	2	2	4	3.6	0	0	5	6	0	1	4	7.8
Vanderbilt	1/9/16	*	21	4-9	.444	0-0	.000	1-2	.500	0	3	3	3.6	3	0	0	3	0	0	9	7.9
at Alabama	1/13/16	*	15	0-5	.000	0-1	.000	0-0	.000	1	0	1	3.4	5	1	0	4	0	0	0	7.4
Missouri	1/16/16	*	24	4-9	.444	0-1	.000	3-4	.750	2	5	7	3.6	3	0	1	4	0	1	11	7.6
at Ole Miss	1/19/16	*	19	2-7	.286	0-3	.000	2-6	.333	1	3	4	3.7	2	0	3	4	1	0	6	7.5
at Tennessee	1/23/16	*	17	2-5	.400	0-1	.000	2-2	1.000	0	2	2	3.6	4	0	1	3	0	1	6	7.4
Mississippi State	1/26/16	*	13	2-4	.500	0-0	.000	2-4	.500	2	0	2	3.5	4	0	3	4	1	1	6	7.4
Alabama	1/30/16	*	17	3-9	.333	0-2	.000	1-3	.333	2	3	5	3.6	4	0	2	1	0	1	7	7.3
at Georgia	2/2/16	*	24	2-8	.250	0-1	.000	0-1	.000	0	1	1	3.5	4	0	3	2	0	1	4	7.2
Texas A&M	2/6/16	*	25	4-7	.571	0-2	.000	1-2	.500	2	2	4	3.5	1	0	4	3	0	1	9	7.3
LSU	2/10/16	*	19	5-11	.454	0-2	.000	2-2	1.000	0	1	1	3.4	4	0	3	0	0	1	12	7.5
Kentucky	2/13/16	*	21	1-7	.143	0-1	.000	0-0	.000	1	2	3	3.4	4	0	0	4	1	1	2	7.2
at Missouri	2/16/16	*	5	5-14	.357	0-1	.000	2-2	1.000	2	2	4	3.4	1	0	2	2	0	2	12	7.4
Florida	2/20/16																				
Tennessee	2/24/16																				
at Mississippi State	2/27/16																				
Georgia	3/3/16																				
at Arkansas	3/5/16																				

CAREER STATISTICS

Season	GP-GS	Min	Avg	FG	FGA	Pct	3FG	3FGA	Pct	FT	FTA	Pct	Off	Def	Tot	Avg	PF	FO	Ast	TO	Blk	Stl	Pts	Avg
2015-16	26-26	519	20.0	76	198	.384	7	38	.184	34	63	.540	25	63	88	3.4	70	1	51	67	10	31	193	7.4

CAREER SEC STATISTICS

Season	GP-GS	Min	Avg	FG	FGA	Pct	3FG	3FGA	Pct	FT	FTA	Pct	Off	Def	Tot	Avg	PF	FO	Ast	TO	Blk	Stl	Pts	Avg
2016	13-13	256	19.7	36	100	.360	0	17	.000	16	28	.571	15	26	41	3.2	39	1	27	40	3	11	88	6.8



#4 JAMALL GREGORY

FRESHMAN | GUARD | 6'2" | 202 | HS

WASHINGTON, D.C./COOLIDGE

SEASON NOTABLES

- Very athletic guard who averaged 21 points per game during his senior season of high school
- Dished three assists in exhibition win vs. Allen
- Showed off his leaping ability to score his first points as a Gamecock, adding a pair of rebounds in a win over Western Carolina
- Played three minutes vs. Drexel, hitting a free throw and passing out his first collegiate assist
- Scored six points with three rebounds and three assists against Francis Marion
- Played three minutes in the first half of the team's win over Memphis, hitting his lone field goal attempt
- Was the team's sparkplug off the bench at Alabama, scoring eight points in the second half
- Played a major role in the team's comeback at Ole Miss, playing 18 minutes and scoring four points with five rebounds, including a Sportscenter Top 10 dunk
- Played 12 minutes at Texas A&M, getting a season-high two steals and a block
- Matched his season highs in assists (with 3) playing time (18 minutes) against LSU

GREGORY'S SEASON HIGHS

Points

8, at Alabama (Jan. 13, 2016)

Field Goals

3, at Alabama (Jan. 13, 2016)

Field Goal Attempts

6, vs. Francis Marion (Dec. 30, 2015)

3-Point Field Goals

1, twice, last at Alabama (Jan. 13, 2016)

3-Point Field Goal Attempts

4, vs. Francis Marion (Dec. 30, 2015)

Free Throws

2, at Ole Miss (Jan. 19, 2016)

Free Throw Attempts

3, at Alabama (Jan. 13, 2016)

Rebounds

5, at Ole Miss (Jan. 19, 2016)

Assists

3, twice, last vs. LSU (Feb. 10, 2016)

Blocks

1, twice, last at Texas A&M (Feb. 6, 2016)

Steals

2, at Texas A&M (Feb. 6, 2016)

Minutes Played

18, twice, last vs. LSU (Feb. 10, 2016)

2015-16

Opponent	Date	GS	Min	FG	FGA	Pct	3FG	3FGA	Pct	FT	FTA	Pct	Off	Def	Tot	Avg	PF	FO	Ast	TO	Blk	Stl	Pts	Avg
Norfolk State	11/14/15	-	-	-	-	-	-	-	-	-	-	-	-	-	-	-	-	-	-	-	-	-	-	-
Oral Roberts	11/16/15	1	0-0	.000	0-0	.000	0-0	.000	0-0	.000	0	1	1	1.0	0	0	0	0	0	0	0	0	0	0.0
vs. DePaul	11/20/15	1	0-0	.000	0-0	.000	0-0	.000	0-0	.000	0	0	0	0.5	0	0	0	0	0	0	0	0	0	0.0
vs. Hofstra	11/22/15	-	-	-	-	-	-	-	-	-	-	-	-	-	-	-	-	-	-	-	-	-	-	-
vs. Tulsa	11/23/15	-	-	-	-	-	-	-	-	-	-	-	-	-	-	-	-	-	-	-	-	-	-	-
Lipscomb	11/27/15	2	0-0	.000	0-0	.000	0-0	.000	0-0	.000	0	0	0	0.3	1	0	0	1	0	0	0	0	0	0.0
Western Carolina	11/30/15	7	1-2	.500	0-0	.000	0-0	.000	0-0	.000	1	1	2	0.8	0	0	0	2	0	0	2	0	2	0.5
USF	12/5/15	-	-	-	-	-	-	-	-	-	-	-	-	-	-	-	-	-	-	-	-	-	-	-
Drexel	12/15/15	3	0-0	.000	0-0	.000	1-2	.500	0	1	1	0.6	0	0	1	0	0	1	0	0	0	1	1	0.6
at Clemson	12/18/15	-	-	-	-	-	-	-	-	-	-	-	-	-	-	-	-	-	-	-	-	-	-	-
vs. St. John's	12/22/15	-	-	-	-	-	-	-	-	-	-	-	-	-	-	-	-	-	-	-	-	-	-	-
Francis Marion	12/30/15	14	2-6	.333	1-4	.250	1-2	.500	1	2	3	1.0	1	0	3	0	0	1	0	0	1	6	1.5	
Memphis	1/2/16	3	1-1	1.000	0-0	.000	0-0	.000	0	1	1	1.0	2	0	0	0	0	0	0	0	0	2	1.6	
at Auburn	1/5/16	-	-	-	-	-	-	-	-	-	-	-	-	-	-	-	-	-	-	-	-	-	-	-
Vanderbilt	1/9/16	-	-	-	-	-	-	-	-	-	-	-	-	-	-	-	-	-	-	-	-	-	-	-
at Alabama	1/13/16	9	3-3	1.000	1-1	1.000	1-3	.333	0	0	0	0.9	2	0	1	0	0	0	0	0	0	8	2.4	
Missouri	1/16/16	-	-	-	-	-	-	-	-	-	-	-	-	-	-	-	-	-	-	-	-	-	-	-
at Ole Miss	1/19/16	18	1-1	1.000	0-0	.000	2-2	1.000	0	5	5	1.3	4	0	2	0	0	0	0	0	0	4	2.6	
at Tennessee	1/23/16	7	1-1	1.000	0-0	.000	0-0	.000	1	0	1	1.3	3	0	0	0	0	0	0	0	1	0	2.5	
Mississippi State	1/26/16	-	-	-	-	-	-	-	-	-	-	-	-	-	-	-	-	-	-	-	-	-	-	-
Alabama	1/30/16	-	-	-	-	-	-	-	-	-	-	-	-	-	-	-	-	-	-	-	-	-	-	-
at Georgia	2/2/16	3	0-0	.000	0-0	.000	0-0	.000	0	1	1	1.3	0	0	0	0	1	0	0	1	0	0	2.3	
Texas A&M	2/6/16	12	0-1	.000	0-0	.000	0-0	.000	0	0	0	1.1	3	0	1	2	1	2	1	2	0	2	2.1	
LSU	2/10/16	18	1-2	.500	0-0	.000	0-0	.000	1	1	2	1.2	1	0	3	1	0	1	2	1	2	2	2.1	
Kentucky	2/13/16	1	0-0	.000	0-0	.000	0-0	.000	0	0	0	1.1	1	0	0	0	0	0	0	0	0	0	1.9	
at Missouri	2/16/16	9	1-2	.500	0-0	.000	1-2	.500	0	1	1	1.1	1	0	0	1	0	0	1	0	0	3	2.0	
Florida	2/20/16	-	-	-	-	-	-	-	-	-	-	-	-	-	-	-	-	-	-	-	-	-	-	-
Tennessee	2/24/16	-	-	-	-	-	-	-	-	-	-	-	-	-	-	-	-	-	-	-	-	-	-	-
at Mississippi State	2/27/16	-	-	-	-	-	-	-	-	-	-	-	-	-	-	-	-	-	-	-	-	-	-	-
Georgia	3/3/16	-	-	-	-	-	-	-	-	-	-	-	-	-	-	-	-	-	-	-	-	-	-	-
at Arkansas	3/5/16	-	-	-	-	-	-	-	-	-	-	-	-	-	-	-	-	-	-	-	-	-	-	-

CAREER STATISTICS

Season	GP-GS	Min	Avg	FG	FGA	Pct	3FG	3FGA	Pct	FT	FTA	Pct	Off	Def	Tot	Avg	PF	FO	Ast	TO	Blk	Stl	Pts	Avg
2015-16	15-0	108	7.2	11	19	.579	2	5	.400	6	11	.545	4	12	16	1.1	18	0	11	7	2	6	30	2.0

CAREER SEC STATISTICS

Season	GP-GS	Min	Avg	FG	FGA	Pct	3FG	3FGA	Pct	FT	FTA	Pct	Off	Def	Tot	Avg	PF	FO	Ast	TO	Blk	Stl	Pts	Avg
2016	8-0	77	9.6	7	10	.700	1	11	0.000	4	7	.571	2	7	9	1.1	15	0	7	5	2	4	19	2.4



#31 JARRELL HOLLIMAN

R-SOPHOMORE | FORWARD | 6'7" | 200 | HS

ALPHARETTA, GA./ALPHARETTA/ELMHURST COLLEGE

SEASON NOTABLES

- Walk-on transfer from Elmhurst College
- Saw action in two games at Elmhurst
- Scored two points and collected one steal in exhibition vs. Allen
- Played two minutes against Western Carolina
- Saw time in the team's win over Francis Marion

HOLLIMAN'S SEASON HIGHS

Points

-

Field Goals

-

Field Goal Attempts

-

3-Point Field Goals

-

3-Point Field Goal Attempts

-

Free Throws

-

Free Throw Attempts

-

Rebounds

-

Assists

-

Blocks

-

Steals

-

Minutes Played

2, twice, last vs. Francis Marion (Dec. 30, 2015)

2015-16

Opponent	Date	GS	Min	FG-FGA	Pct	3FG-FGA	Pct	FT-FTA	Pct	Off	Def	Tot	Avg	PF	FO	A	TO	Blk	Stl	Pts	Avg	
Norfolk State	11/14/15	-	-	-	-	-	-	-	-	-DNP - Coach's Decision-	-	-	-	-	-	-	-	-	-	-	-	-
Oral Roberts	11/16/15	1	0-0	.000	0-0	.000	0-0	.000	0	0	0	0.0	0	0	0	0	0	0	0	0	0	0.0
vs. DePaul	11/20/15	-	-	-	-	-	-	-	-	-DNP - Coach's Decision-	-	-	-	-	-	-	-	-	-	-	-	-
vs. Hofstra	11/22/15	-	-	-	-	-	-	-	-	-DNP - Coach's Decision-	-	-	-	-	-	-	-	-	-	-	-	-
vs. Tulsa	11/23/15	-	-	-	-	-	-	-	-	-DNP - Coach's Decision-	-	-	-	-	-	-	-	-	-	-	-	-
Lipscomb	11/27/15	-	-	-	-	-	-	-	-	-DNP - Coach's Decision-	-	-	-	-	-	-	-	-	-	-	-	-
Western Carolina	11/30/15	2	0-0	.000	0-0	.000	0-0	.000	0	0	0	0.0	0	0	0	1	0	0	0	0	0	0.0
USF	12/5/15	-	-	-	-	-	-	-	-	-DNP - Coach's Decision-	-	-	-	-	-	-	-	-	-	-	-	-
Drexel	12/15/15	-	-	-	-	-	-	-	-	-DNP - Coach's Decision-	-	-	-	-	-	-	-	-	-	-	-	-
at Clemson	12/18/15	-	-	-	-	-	-	-	-	-DNP - Coach's Decision-	-	-	-	-	-	-	-	-	-	-	-	-
vs. St. John's	12/22/15	-	-	-	-	-	-	-	-	-DNP - Coach's Decision-	-	-	-	-	-	-	-	-	-	-	-	-
Francis Marion	12/30/15	2	0-0	.000	0-0	.000	0-0	.000	0	0	0	0.0	0	0	0	0	0	0	0	0	0	0.0
Memphis	1/2/16	-	-	-	-	-	-	-	-	-DNP - Coach's Decision-	-	-	-	-	-	-	-	-	-	-	-	-
at Auburn	1/5/16	-	-	-	-	-	-	-	-	-DNP - Coach's Decision-	-	-	-	-	-	-	-	-	-	-	-	-
Vanderbilt	1/9/16	-	-	-	-	-	-	-	-	-DNP - Coach's Decision-	-	-	-	-	-	-	-	-	-	-	-	-
at Alabama	1/13/16	-	-	-	-	-	-	-	-	-DNP - Coach's Decision-	-	-	-	-	-	-	-	-	-	-	-	-
Missouri	1/16/16	-	-	-	-	-	-	-	-	-DNP - Coach's Decision-	-	-	-	-	-	-	-	-	-	-	-	-
at Ole Miss	1/19/16	-	-	-	-	-	-	-	-	-DNP - Coach's Decision-	-	-	-	-	-	-	-	-	-	-	-	-
at Tennessee	1/23/16	-	-	-	-	-	-	-	-	-DNP - Coach's Decision-	-	-	-	-	-	-	-	-	-	-	-	-
Mississippi State	1/26/16	-	-	-	-	-	-	-	-	-DNP - Coach's Decision-	-	-	-	-	-	-	-	-	-	-	-	-
Alabama	1/30/16	-	-	-	-	-	-	-	-	-DNP - Coach's Decision-	-	-	-	-	-	-	-	-	-	-	-	-
at Georgia	2/2/16	-	-	-	-	-	-	-	-	-DNP - Coach's Decision-	-	-	-	-	-	-	-	-	-	-	-	-
Texas A&M	2/6/16	-	-	-	-	-	-	-	-	-DNP - Coach's Decision-	-	-	-	-	-	-	-	-	-	-	-	-
LSU	2/10/16	-	-	-	-	-	-	-	-	-DNP - Coach's Decision-	-	-	-	-	-	-	-	-	-	-	-	-
Kentucky	2/13/16	-	-	-	-	-	-	-	-	-DNP - Coach's Decision-	-	-	-	-	-	-	-	-	-	-	-	-
at Missouri	2/16/16	-	-	-	-	-	-	-	-	-DNP - Coach's Decision-	-	-	-	-	-	-	-	-	-	-	-	-
Florida	2/20/16	-	-	-	-	-	-	-	-	-	-	-	-	-	-	-	-	-	-	-	-	-
Tennessee	2/24/16	-	-	-	-	-	-	-	-	-	-	-	-	-	-	-	-	-	-	-	-	-
at Mississippi State	2/27/16	-	-	-	-	-	-	-	-	-	-	-	-	-	-	-	-	-	-	-	-	-
Georgia	3/3/16	-	-	-	-	-	-	-	-	-	-	-	-	-	-	-	-	-	-	-	-	-
at Arkansas	3/5/16	-	-	-	-	-	-	-	-	-	-	-	-	-	-	-	-	-	-	-	-	-

CAREER STATISTICS

Season	GP-GS	Min	Avg	FG	FGA	Pct	3FG	3FGA	Pct	FT	FTA	Pct	Off	Def	Tot	Avg	PF	FO	Ast	TO	Blk	Stl	Pts	Avg
2015-16	3-0	5	1.7	0	0	.000	0	0	.000	0	0	.000	0	0	0	0.0	0	0	0	1	0	0	0	0.0

CAREER SEC STATISTICS

Season	GP-GS	Min	Avg	FG	FGA	Pct	3FG	3FGA	Pct	FT	FTA	Pct	Off	Def	Tot	Avg	PF	FO	Ast	TO	Blk	Stl	Pts	Avg
2016																								



#21 JOHN RAGIN

FRESHMAN | GUARD | 6'2" | 177 | HS

EASTOVER, S.C./CARDINAL NEWMAN

SEASON NOTABLES

- Walk-on from Cardinal Newman High School in Columbia
- Named all-state, all-region, all-conference during his senior season of high school
- Collected two rebounds in exhibition vs. Allen
- Saw his first playing time of the regular season in a win over Western Carolina
- Played down the stretch against USF
- Scored his first collegiate points in the win over Francis Marion
- Made his SEC debut at Alabama

RAGIN'S SEASON HIGHS

Points

2, vs. Francis Marion (Dec. 30, 2015)

Field Goals

1, vs. Francis Marion (Dec. 30, 2015)

Field Goal Attempts

1, 3x, last vs. Francis Marion (Dec. 30, 2015)

3-Point Field Goals

-

3-Point Field Goal Attempts

1, vs. USF (Dec. 5, 2015)

Free Throws

-

Free Throw Attempts

-

Rebounds

1, vs. Western Carolina (Nov. 30, 2015)

Assists

-

Blocks

-

Steals

-

Minutes Played

2, 4x, last at Alabama (Jan. 13, 2016)

2015-16

Opponent	Date	GS	Min	FG-FGA	Pct	3FG-3FGA	Pct	FT-FTA	Pct	Off	Def	Tot	Avg	PF	FO	A	TO	Blk	Stl	Pts	Avg
Norfolk State	11/14/15	-	-	-	-	-	-	-	-	-	-	-	-	-	-	-	-	-	-	-	-
Oral Roberts	11/16/15	-	-	-	-	-	-	-	-	-	-	-	-	-	-	-	-	-	-	-	-
vs. DePaul	11/20/15	-	-	-	-	-	-	-	-	-	-	-	-	-	-	-	-	-	-	-	-
vs. Hofstra	11/22/15	-	-	-	-	-	-	-	-	-	-	-	-	-	-	-	-	-	-	-	-
vs. Tulsa	11/23/15	-	-	-	-	-	-	-	-	-	-	-	-	-	-	-	-	-	-	-	-
Lipscomb	11/27/15	-	-	-	-	-	-	-	-	-	-	-	-	-	-	-	-	-	-	-	-
Western Carolina	11/30/15	2	0-1	.000	0-0	.000	0-0	.000	0	1	1	1.0	0	0	0	0	0	0	0	0	0.0
USF	12/5/15	2	0-1	.000	0-1	.000	0-0	.000	0	0	0	0.5	0	0	0	0	0	0	0	0	0.0
Drexel	12/15/15	-	-	-	-	-	-	-	-	-	-	-	-	-	-	-	-	-	-	-	-
at Clemson	12/18/15	-	-	-	-	-	-	-	-	-	-	-	-	-	-	-	-	-	-	-	-
vs. St. John's	12/22/15	-	-	-	-	-	-	-	-	-	-	-	-	-	-	-	-	-	-	-	-
Francis Marion	12/30/15	2	1-1	1.000	0-0	.000	0-0	.000	0	0	0	0.3	0	0	0	0	0	0	0	2	0.7
Memphis	1/2/16	-	-	-	-	-	-	-	-	-	-	-	-	-	-	-	-	-	-	-	-
at Auburn	1/5/16	-	-	-	-	-	-	-	-	-	-	-	-	-	-	-	-	-	-	-	-
Vanderbilt	1/9/16	-	-	-	-	-	-	-	-	-	-	-	-	-	-	-	-	-	-	-	-
at Alabama	1/13/16	2	0-0	.000	0-0	.000	0-0	.000	0	0	0	0.3	0	0	0	0	0	0	0	0	0.5
Missouri	1/16/16	-	-	-	-	-	-	-	-	-	-	-	-	-	-	-	-	-	-	-	-
at Ole Miss	1/19/16	-	-	-	-	-	-	-	-	-	-	-	-	-	-	-	-	-	-	-	-
at Tennessee	1/23/16	-	-	-	-	-	-	-	-	-	-	-	-	-	-	-	-	-	-	-	-
Mississippi State	1/26/16	-	-	-	-	-	-	-	-	-	-	-	-	-	-	-	-	-	-	-	-
Alabama	1/30/16	-	-	-	-	-	-	-	-	-	-	-	-	-	-	-	-	-	-	-	-
at Georgia	2/2/16	-	-	-	-	-	-	-	-	-	-	-	-	-	-	-	-	-	-	-	-
Texas A&M	2/6/16	-	-	-	-	-	-	-	-	-	-	-	-	-	-	-	-	-	-	-	-
LSU	2/10/16	-	-	-	-	-	-	-	-	-	-	-	-	-	-	-	-	-	-	-	-
Kentucky	2/13/16	-	-	-	-	-	-	-	-	-	-	-	-	-	-	-	-	-	-	-	-
at Missouri	2/16/16	-	-	-	-	-	-	-	-	-	-	-	-	-	-	-	-	-	-	-	-
Florida	2/20/16	-	-	-	-	-	-	-	-	-	-	-	-	-	-	-	-	-	-	-	-
Tennessee	2/24/16	-	-	-	-	-	-	-	-	-	-	-	-	-	-	-	-	-	-	-	-
at Mississippi State	2/27/16	-	-	-	-	-	-	-	-	-	-	-	-	-	-	-	-	-	-	-	-
Georgia	3/3/16	-	-	-	-	-	-	-	-	-	-	-	-	-	-	-	-	-	-	-	-
at Arkansas	3/5/16	-	-	-	-	-	-	-	-	-	-	-	-	-	-	-	-	-	-	-	-

CAREER STATISTICS

Season	GP-GS	Min	Avg	FG	FGA	Pct	3FG	3FGA	Pct	FT	FIA	Pct	Off	Def	Tot	Avg	PF	FO	Ast	TO	Blk	Stl	Pts	Avg
2015-16	4-0	8	2.0	1	3	.333	0	1	.000	0	0	.000	0	1	1	0.3	0	0	0	0	0	0	2	0.5

CAREER SEC STATISTICS

Season	GP-GS	Min	Avg	FG	FGA	Pct	3FG	3FGA	Pct	FT	FIA	Pct	Off	Def	Tot	Avg	PF	FO	Ast	TO	Blk	Stl	Pts	Avg
2016	1-0	2	2.0	0	0	.000	0	0	.000	0	0	.000	0	0	0	0.0	0	0	0	0	0	0	0	0.0



#30 CHRIS SILVA

FRESHMAN | FORWARD | 6'9" | 220 | HS
LIBREVILLE, GABON/ROSELLE (N.J.)

SEASON NOTABLES

- Has only been playing organized basketball for a few years
- Native of Gabon, who played high school basketball in the United States
- Extremely athletic
- A four-star prospect by several outlets, including ESPN.com
- Earned the start in exhibition win vs. Allen, scoring seven points and pulling down 10 rebounds
- Scored 12 points and pulled down a game high nine rebounds, including five on the offensive glass, in first-career game vs. Norfolk State
- Scored four points, with one block and two rebounds vs. DePaul
- Scored 7 points with a 5-of-6 effort from the foul line in win vs. Hofstra
- Matched season high with 12 points off the bench vs. Lipscomb, also pulling down a team best seven rebounds and blocking two shots
- Pulled down 11 rebounds against Western Carolina, coming one point shy of his first career double-double
- Blocked a season-high three shots and added four rebounds in 16 minutes against USF
- Played 30 minutes vs. Drexel, with a pair of highlight-reel blocks, nine points and seven rebounds
- Scored a season-high 13 points with six rebounds and three blocks in 19 minutes of action vs. Francis Marion
- Scored six points with seven rebounds in just 13 minutes of playing time against Memphis
- Pulled down three rebounds with nine points in win vs. Missouri
- Had his best conference outing at Tennessee, scoring 11 points with five rebounds and three steals
- Earned his first career start vs. Alabama, and responded with 12 points, six rebounds and three blocks
- Came two rebounds shy of his first double-double, finishing with 10 points and eight rebounds vs. Kentucky

SILVA'S SEASON HIGHS

Points

13, vs. Francis Marion (Dec. 30, 2015)

Field Goals

5, vs. Francis Marion (Dec. 30, 2015)

Field Goal Attempts

8, twice, last at Tennessee (Jan. 23, 2016)

3-Point Field Goals

-

3-Point Field Goal Attempts

-

Free Throws

8, vs. Norfolk State (Nov. 14, 2015)

Free Throw Attempts

12, vs. Norfolk State (Nov. 14, 2015)

Rebounds

11, vs. Western Carolina (Nov. 30, 2015)

Assists

1, 4x, last vs. Alabama (Jan. 30, 2016)

Blocks

3, 3x, last vs. Alabama (Jan. 30, 2016)

Steals

3, at Tennessee (Jan. 23, 2016)

Minutes Played

30, vs. Drexel (Dec. 15, 2015)

2015-16

Opponent	Date	GS	Min	FG-FGA	Pct	3FG-FGA	Pct	FT-FTA	Pct	Off	Def	Tot	Avg	PF	FO	A	TO	Blk	Stl	Pts	Avg
Norfolk State	11/14/15		24	2-5	.400	0-0	.000	8-12	.667	5	4	9	9.0	3	0	0	3	2	1	12	12.0
Oral Roberts	11/16/15		6	1-2	.500	0-0	.000	0-2	.000	1	2	3	6.0	4	0	0	0	0	0	2	7.0
vs. DePaul	11/20/15		10	1-3	.333	0-0	.000	2-4	.500	0	2	2	4.7	4	0	0	1	1	0	4	6.0
vs. Hofstra	11/22/15		11	1-5	.200	0-0	.000	5-6	.833	3	0	3	4.3	2	0	0	2	0	0	7	6.3
vs. Tulsa	11/23/15		6	0-2	.000	0-0	.000	0-0	.000	0	1	1	3.6	3	0	0	2	0	0	0	5.0
Lipscomb	11/27/15		18	3-4	.750	0-0	.000	6-8	.750	2	5	7	4.2	1	0	1	2	2	0	12	6.2
Western Carolina	11/30/15		15	2-3	.667	0-0	.000	5-10	.500	4	7	11	5.1	2	0	0	1	2	0	9	6.6
USF	12/5/15		16	1-5	.200	0-0	.000	2-4	.500	2	2	4	5.0	4	0	0	0	3	0	4	6.3
Drexel	12/15/15		30	3-5	.600	0-0	.000	3-4	.750	2	5	7	5.2	3	0	1	3	2	2	9	6.6
at Clemson	12/18/15		6	0-0	.000	0-0	.000	0-0	.000	0	1	1	4.8	2	0	0	2	0	1	0	5.9
vs. St. John's	12/22/15		10	1-4	.250	0-0	.000	0-0	.000	2	3	5	4.8	3	0	0	0	0	0	4	5.7
Francis Marion	12/30/15		19	5-7	.714	0-0	.000	3-3	1.000	3	3	6	4.9	5	1	1	2	3	2	13	6.3
Memphis	1/2/16		13	1-8	.125	0-0	.000	4-7	.571	4	3	7	5.1	3	0	0	0	0	0	6	6.3
at Auburn	1/5/16		15	1-2	.500	0-0	.000	0-0	.000	0	3	3	4.9	4	0	0	1	0	0	2	6.0
Vanderbilt	1/9/16		9	0-0	.000	0-0	.000	0-4	.000	0	4	4	4.9	4	0	0	0	0	0	0	5.6
at Alabama	1/13/16		8	0-0	.000	0-0	.000	1-5	.200	1	1	2	4.8	3	0	0	1	1	0	1	5.3
Missouri	1/16/16		11	4-4	1.000	0-0	.000	1-2	.500	3	0	3	4.6	4	0	0	0	0	0	9	5.5
at Ole Miss	1/19/16		7	1-1	1.000	0-0	.000	0-0	.000	0	1	1	4.4	4	0	0	0	0	0	2	5.3
at Tennessee	1/23/16		21	4-8	.500	0-0	.000	3-6	.500	3	2	5	4.5	3	0	0	1	1	3	11	5.6
Mississippi State	1/26/16		11	1-3	.333	0-0	.000	1-2	.500	3	2	5	4.5	4	0	0	1	0	0	3	5.5
Alabama	1/30/16	*	21	4-4	1.000	0-0	.000	4-6	.667	3	3	6	4.6	4	0	1	1	3	1	12	5.8
at Georgia	2/2/16	*	8	1-2	.500	0-0	.000	1-1	1.000	1	2	3	4.5	5	1	0	2	2	0	3	5.7
Texas A&M	2/6/16	*	25	3-6	.500	0-0	.000	1-1	1.000	1	5	6	4.6	4	0	0	0	0	1	7	5.7
LSU	2/10/16	*	11	2-3	.667	0-0	.000	1-3	.333	1	2	3	4.5	5	1	0	2	0	0	5	5.7
Kentucky	2/13/16	*	20	2-7	.286	0-0	.000	6-8	.750	4	4	8	4.6	1	0	1	1	2	0	10	5.9
at Missouri	2/16/16	*	13	1-3	.333	0-0	.000	2-2	1.000	3	3	6	4.7	4	0	0	2	0	0	4	5.8
Florida	2/20/16																				
Tennessee	2/24/16																				
at Mississippi State	2/27/16																				
Georgia	3/3/16																				
at Arkansas	3/5/16																				

CAREER STATISTICS

Season	GP-GS	Min	Avg	FG	FGA	Pct	3FG	3FGA	Pct	FT	FTA	Pct	Off	Def	Tot	Avg	PF	FO	Ast	TO	Blk	Stl	Pts	Avg
2015-16	26-6	359	13.8	45	96	.469	0	0	.000	61	99	.616	51	71	122	4.7	88	3	5	30	24	11	151	5.8

CAREER SEC STATISTICS

Season	GP-GS	Min	Avg	FG	FGA	Pct	3FG	3FGA	Pct	FT	FTA	Pct	Off	Def	Tot	Avg	PF	FO	Ast	TO	Blk	Stl	Pts	Avg
2016	13-6	175	13.5	24	43	.558	0	0	.000	21	36	.583	23	33	56	4.3	49	2	2	12	9	5	69	5.3

THE LAST TIME IN SOUTH CAROLINA BASKETBALL...

AN INDIVIDUAL ...

Scored 20 or more points:	South Carolina: Duane Notice (21), at Missouri, Feb. 16, 2016 in Columbia, Mo. Opponent: Tyler Ulis (27), Jamal Murray (26), Kentucky, Feb. 13, 2016, in Columbia, S.C.
Scored 30 or more points:	South Carolina: Michael Carrera (34) vs. Mississippi State, Jan. 26, 2016, in Columbia, S.C. Opponent: Kevin Punter (36), Tennessee, Jan. 23, 2016 in Knoxville, Tenn.
Scored 35 or more points:	South Carolina: Brenton Williams (38) vs. Mississippi State, March 6, 2013 in Columbia, S.C. Opponent: Kevin Punter (36), Tennessee, Jan. 23, 2016 in Knoxville, Tenn.
Scored 40 or more points:	South Carolina: N/A thru 1992-93 season Opponent: Austin Carr (43), Notre Dame, Dec. 30, 1969 in New Orleans, La.
Collected 20 or more rebounds:	South Carolina: Emmett Hall (23), vs. College of Charleston, Dec. 22, 1993 in Columbia, S.C. Opponent: Ekpe Udoh (20), Baylor, Jan. 2, 2010 in Columbia, S.C.
Collected 15 or more rebounds:	South Carolina: Michael Carrera (15), vs. Mississippi State, Jan. 26, 2016, in Columbia, S.C. Opponent: Trey James (15), Coker, Dec. 21, 2014 in Columbia, S.C.
Made 12 or more field goals:	South Carolina: Devan Downey (12) vs. Georgia, Jan. 30, 2010 in Columbia, S.C. Opponent: Michael Frazier II (12), Florida, March 4, 2014 in Columbia, S.C.
Made 10 or more field goals:	South Carolina: Michael Carrera (10), vs. Mississippi State, Jan. 26, 2016, in Columbia, S.C. Opponent: Wes Clark (10), Missouri, Jan. 16, 2016, in Columbia, S.C.
Attempted 20 or more field goals:	South Carolina: Sindarius Thornwell (20), at Texas A&M, Feb. 6, 2016, in College Station, Texas Opponent: Jamal Murray (21), Kentucky, Feb. 13, 2016, in Columbia, S.C.
Attempted 25 or more field goals:	South Carolina: Devan Downey, 25, at Kentucky, Feb. 25, 2010 in Lexington, Ky. Opponent: Kemmy Burgess (Alaska-Anchorage), 26, Nov. 24, 2005 in Anchorage, Alaska
Dished 10 or more assists:	South Carolina: Devan Downey, 11, vs. LSU, March 13, 2008 in Atlanta, Ga. Opponent: 12, Tyler Ulis, Kentucky, Feb. 13, 2016, in Columbia, S.C.
Swiped 5 or more steals:	South Carolina: PJ Dozier, 5 vs. Francis Marion, Dec. 30, 2015 in Columbia, S.C. Opponent: 5, Allen Payne, Auburn, Feb. 26, 2014 in Auburn, Ala.
Blocked 5 or more shots:	South Carolina: Damontre Harris, 5, vs. Georgia, Feb. 15, 2012 in Columbia, S.C. Opponent: Avry Holmes (5), Clemson, Dec. 18, 2015 in Greenville, S.C.
Made 5 or more 3-point field goals:	South Carolina: Duane Notice (5), at Missouri, Feb. 16, 2016 in Columbia, Mo. Opponent: Malik Newman (5), Mississippi State, Jan. 26, 2016, in Columbia, S.C.
Attempted 8 or more 3-point field goals:	South Carolina: Duane Notice (8), vs. LSU, Feb. 10, 2016, in Columbia, S.C. Opponent: Jamal Murray (11), Kentucky, Feb. 13, 2016, in Columbia, S.C.
Made 10 or more free throws:	South Carolina: Michael Carrera (11), Kentucky, Feb. 13, 2016, in Columbia, S.C. Opponent: Retin Obasohan (10), Alabama, Jan. 30, 2016, in Columbia, S.C.
Attempted 15 or more free throws:	South Carolina: Michael Carrera (15), vs. Kentucky, Feb. 13, 2016, in Columbia, S.C. Opponent: Ryan Rosburg (17), at Tennessee, Feb. 16, 2016 in Columbia, Mo.
Played all 40 minutes of regulation:	South Carolina: Duane Notice, vs. Texas A&M, Feb. 21, 2015 in Columbia, S.C. Opponent: Frank Sullivan, Auburn, Jan. 12, 2013 in Columbia, S.C.
A player hit a last-second shot (within 3 seconds) to win a game:	South Carolina: Tyrone Johnson (Free Throws) vs. Ole Miss, March 12, 2015 in Nashville, Tenn. Opponent: Brian Bryant, Mississippi State, Feb. 29, 2012 in Columbia, S.C.
A player had a double-double:	South Carolina: Michael Carrera (14 points, 10 rebounds) at Missouri, Feb. 16, 2016 in Columbia, Mo. Opponent: Tyler Ulis (27 points, 12 assists), Marcus Lee (11 points, 13 rebounds), Kentucky, Feb. 13, 2016, in Columbia, S.C.
Two or more players had a double-double:	S. Carolina: Michael Carrera (11 points, 10 rebounds), Sindarius Thornwell (18 points, 11 rebounds), at Georgia, Feb. 2, 2016, in Athens, Ga. Opponent: Alex Oriakhi (18 points, 11 rebounds), Earnest Ross (21 points, 10 rebounds) Missouri, Jan. 22, 2013 in Columbia, Mo.
A player had a triple-double:	South Carolina: Sam Muldrow (16 points, 14 rebounds, 10 blocks) vs. Vanderbilt, Jan. 8, 2011 in Columbia, S.C. <i>*** Only second triple-double in South Carolina history (Chuck Eidson (25 points, 10 rebounds, 10 assists) vs. SC State, Nov. 29, 2002 in Columbia, S.C.</i> Opponent: Daniel Hackett (Southern California - 22 points, 10 rebounds, 10 assists), Nov. 17, 2007 in Columbia, S.C.
Scored 30 or more points in back-to-back games:	South Carolina: Devan Downey, 30 vs. Kentucky, Jan. 26, 2010 in Columbia, S.C. 33 vs. Georgia, Jan. 30, 2010, in Columbia, S.C.
Scored 25 or more points in back-to-back games:	South Carolina: Devan Downey, 33 vs. Georgia, Jan. 30, 2010, in Columbia, S.C. 26 at Tennessee, Feb. 6, 2010 in Knoxville, Tenn.

A TEAM ...

Scored 100 or more points:	South Carolina: 103 vs. The Citadel, Nov. 12, 2007 in Columbia, S.C. Opponent: 107, Vanderbilt, Feb. 17, 1996 in Nashville, Tenn.
Scored 50 points or less:	South Carolina: 46, vs. Florida, March 4, 2014 in Columbia S.C. Opponent: 50, Georgia, Jan. 31, 2015 in Athens, Ga.
Scored 50 points in a half:	South Carolina: 55 (2nd half), vs. LSU, Feb. 10, 2016, in Columbia, S.C. Opponent: 52 (2nd half) vs. Georgia Jan. 22, 2014 in Athens, Ga.
Failed to score 25 points in a half:	South Carolina: 23 (1st half), at Georgia, Feb. 2, 2016, in Athens, Ga. Opponent: 20 (1st half), Francis Marion, Dec. 30, 2015 in Columbia, S.C.

Collected 50 or more rebounds:	South Carolina: 50, vs. Alabama, Jan. 30, 2016, in Columbia, S.C. Opponent: 52, WKU, Nov. 27, 2010 in Bowling Green, Ky.
Shot 60% or better from the field:	South Carolina: 60.8% (31-51) at Western Carolina, Nov. 18, 2005 in Cullowhee, N.C. Opponent: 69.6% (32-46) Missouri, Feb. 28, 2013 in Columbia, S.C.
Shot 50% or better from the field:	South Carolina: 52.6% (30-57), at Texas A&M, Feb. 6, 2016, in College Station, Texas Opponent: 50.9% (28-55), Hofstra, Nov. 22, 2015 in St. Thomas, USVI
Shot less than 30% from the field:	South Carolina: 27.1% (16-59), vs. Texas A&M, Feb. 21, 2015 in Columbia, S.C. Opponent: 28.4% (19-67), Western Carolina, Nov. 30, 2015, in Columbia, S.C.
Shot 50% or better from 3-point range (at least 10 attempts):	South Carolina: 57.1% (12-21), at Texas A&M, Feb. 6, 2016, in College Station, Texas Opponent 50.0% (17-34), Hofstra, Nov. 22, 2015 in St. Thomas, USVI
Shot 20% or less from 3-point range (at least 10 attempts):	South Carolina: 14.3% (3-21), vs. Missouri, Jan. 16, 2016, in Columbia, S.C. Opponent: 13.3% (2-15), USF, Dec. 5, 2015 in Columbia, S.C.
Dished 20 or more assists:	South Carolina: 22, at Texas A&M, Feb. 6, 2016, in College Station, Texas Opponent: 21, Georgia, Jan. 22, 2014 in Athens, Ga.
Made 35 or more shots:	South Carolina: 37, vs. Hofstra, Nov. 22, 2015 in St. Thomas, USVI Opponent: 35, vs. Tennessee, March 5, 2009 in Columbia, S.C.
Attempted 80 or more shots:	South Carolina: 83 vs. WKU Nov. 27, 2010 in Bowling Green, Ky. Opponent: 83, LSU, Feb. 10, 1996 in Columbia, S.C.
Attempted 70 or more shots:	South Carolina: 72, vs. Providence, Dec. 1, 2011 in Columbia, S.C. Opponent: 71, Arkansas, Feb. 3, 2015 in Fayetteville, Ark.
Made 10 or more 3-pointers:	South Carolina: 12, at Texas A&M, Feb. 6, 2016, in College Station, Texas Opponent: 11, Kentucky, Feb. 13, 2016, in Columbia, S.C.
Did not make a 3-pointer:	South Carolina: vs. Milwaukee, Nov. 11, 2012 in Columbia, S.C. Opponent: Miss. State, Jan. 9, 2013 in Starkville, Miss.
Attempted 30 or more 3-pointers:	South Carolina: 31 vs. Alabama, Jan. 25, 2012 in Columbia, S.C. Opponent: 33, Ole Miss, Jan. 19, 2016, in Oxford, Miss.
Attempted 25 or more 3-pointers:	South Carolina: 26 vs. Texas A&M, Feb. 21, 2015 in Columbia, S.C. Opponent: 25, Texas A&M, Feb. 6, 2016, in College Station, Texas
Made 30 or more free throws:	South Carolina: 46 vs. Memphis, Jan. 2, 2015 in Columbia, S.C. Opponent: 30, Tennessee, Jan. 23, 2016 in Knoxville, Tenn.
Attempted 40 or more free throws:	South Carolina: 46, vs. Alabama, Jan. 30, 2016, in Columbia, S.C. Opponent: 42, Kentucky, March 1, 2014 in Columbia, S.C.
Swiped 15 or more steals:	South Carolina: 15 vs. Vanderbilt, Jan. 16, 2010 in Columbia, S.C. Opponent: 17, Florida, March 4, 2014 in Columbia, S.C.
Blocked 12 or more shots:	South Carolina: 12, vs. Vanderbilt, Jan. 8, 2011 in Columbia, S.C. Opponent: 12, Mississippi State, Jan. 26, 2016, in Columbia, S.C.
Blocked 8 or more shots:	South Carolina: 8, vs. Francis Marion, Dec. 30, 2015 in Columbia, S.C. Opponent: 9, Memphis, Jan. 2, 2015 in Columbia, S.C.
Won by 30 or more points:	South Carolina: 37, vs. North Carolina A&T, Dec. 30, 2014 in Columbia, S.C. Opponent: 34, Kentucky, Feb. 14, 2015 in Lexington, Ky.
Won by 20 or more points:	South Carolina: 22, vs. Francis Marion, Dec. 30, 2015 in Columbia, S.C. Opponent: 27, Kentucky, Feb. 13, 2016, in Columbia, S.C.
Played a single overtime game:	Win: 77-74 at Ole Miss, Jan. 19, 2016, in Oxford, Miss. Loss: 62-54 at Georgia, Feb. 23, 2013 in Athens, Ga.
Played a double overtime game:	Win: 87-85 vs. WKU, Nov. 27, 2010 in Bowling Green, Ky. Loss: 98-88 vs. Louisville, Feb. 20, 1988 in Columbia, S.C.
South Carolina played a No. 1 Team in the country:	Win: 68-62 vs. Kentucky, Jan. 26, 2010 in Columbia, S.C. Loss: 77-43 loss at Kentucky, Feb. 14, 2015 in Lexington, Ky.
South Carolina played a top-5 opponent:	Win: 68-62 vs. No. 1/1 Kentucky, Jan. 26, 2010 in Columbia, S.C. Loss: 75-36 loss to No. 4/4 Florida, Jan. 30, 2013 in Gainesville, Fla.
South Carolina played a top-10 opponent:	Win: 81-78 at No. 8/8 Texas A&M, Feb. 6, 2016, in College Station, Texas Loss: 58-43 loss vs. Kentucky, Jan. 24, 2015 in Columbia, S.C.
South Carolina played a top-25 opponent:	Win: 81-78 at No. 8/8 Texas A&M, Feb. 6, 2016, in College Station, Texas Loss: 89-62 loss vs. No. 22/21 Kentucky, Feb. 13, 2016, in Columbia, S.C.
South Carolina defeated a ranked opponent:	Home: Win: 72-67 win over No. 17/15 Kentucky, March 1, 2014 in Columbia, S.C. Away: 77-73 at No. 13/19 Vanderbilt, March 6, 2010 in Nashville, Tenn. Neutral: 64-60 vs. No. 9/9 Iowa State, Jan. 3, 2015 in Brooklyn, N.Y. SEC Home: Win: 72-67 win over No. 17/15 Kentucky, March 1, 2014 in Columbia, S.C. SEC Away: 81-78 at No. 8/8 Texas A&M, Feb. 6, 2016, in College Station, Texas Non-conference away: 85-84 at No. 19/20 Baylor, Jan. 2, 2009 in Waco, Texas
South Carolina defeated a top 10 opponent:	Home: Win: 68-62 win vs. No. 1/1 Kentucky, Jan. 26, 2010 in Columbia, S.C. Away: 81-78 at No. 8/8 Texas A&M, Feb. 6, 2016, in College Station, Texas Neutral: 64-60 vs. No. 9/9 Iowa State, Jan. 3, 2015 in Brooklyn, N.Y.
A South Carolina win opened the season:	Home: 81-56, vs. Norfolk State, Nov. 14, 2015 in Columbia, S.C. Away: 81-63 win at Western Carolina, Nov. 12, 2005 in Cullowhee, N.C. Neutral: 74-61 win vs. Chaminade, Nov. 19, 2001 in Maui, Hawaii (Maui Invite)
South Carolina opened SEC play:	Home: 72-68 loss vs. Florida, Jan. 7, 2015 in Gainesville, Fla. Away: 81-69 win at Auburn, Jan. 5, 2016, in Auburn, Ala.



South Carolina Basketball
South Carolina Combined Team Statistics (as of Feb 16, 2016)
All games

RECORD:	OVERALL	HOME	AWAY	NEUTRAL
ALL GAMES	21-5	13-1	4-4	4-0
CONFERENCE	8-5	5-1	3-4	0-0
NON-CONFERENCE	13-0	8-0	1-0	4-0

##	Player	gp-gs	min	avg	Total		3-Point		F-Throw		Rebounds			pf	dq	a	to	blk	stl	pts	avg			
					fg-fga	fg%	3fg-fga	3fg%	ft-fa	ft%	off	def	tot									avg		
24	CARRERA, Michael	26-26	700	26.9	117-237	.494	41-88	.466	104-136	.765	53	139	192	7.4	76	2	34	48	25	23	379	14.6		
00	THORNWELL, Sindari	26-26	836	32.2	96-273	.352	32-108	.296	108-140	.771	30	94	124	4.8	46	0	96	61	11	38	332	12.8		
10	NOTICE, Duane	26-0	664	25.5	92-231	.398	53-127	.417	60-79	.759	14	47	61	2.3	37	0	49	26	1	22	297	11.4		
25	KACINAS, Mindaugas	26-26	750	28.8	96-188	.511	12-45	.267	45-76	.592	56	83	139	5.3	52	1	25	28	12	11	249	9.6		
14	CHATKEVICIUS, L.	26-20	547	21.0	91-178	.511	6-22	.273	52-73	.712	49	63	112	4.3	67	1	18	46	25	12	240	9.2		
15	DOZIER, PJ	26-26	519	20.0	76-198	.384	7-38	.184	34-63	.540	25	63	88	3.4	70	1	51	67	10	31	193	7.4		
30	SILVA, Chris	26-6	359	13.8	45-96	.469	0-0	.000	61-99	.616	51	71	122	4.7	88	3	5	30	24	11	151	5.8		
01	STROMAN, Marcus	24-0	357	14.9	9-39	.231	3-6	.500	30-44	.682	11	36	47	2.0	36	0	32	27	4	15	51	2.1		
04	GREGORY, Jamall	15-0	108	7.2	11-19	.579	2-5	.400	6-11	.545	4	12	16	1.1	18	0	11	7	2	6	30	2.0		
02	DOBY, Raymond	12-0	61	5.1	6-18	.333	0-0	.000	7-13	.538	5	4	9	0.8	7	0	1	3	1	4	19	1.6		
05	BLANTON, TeMarcus	7-0	29	4.1	2-7	.286	2-4	.500	4-4	1.000	2	3	5	0.7	4	0	2	1	0	2	10	1.4		
20	MCKIE, Justin	20-0	145	7.3	8-35	.229	2-14	.143	6-10	.600	6	11	17	0.9	11	0	19	5	1	2	24	1.2		
23	COBB, Eric	22-0	137	6.2	12-19	.632	0-0	.000	1-18	.056	13	29	42	1.9	24	0	3	12	2	1	25	1.1		
21	RAGIN, John	4-0	8	2.0	1-3	.333	0-1	.000	0-0	.000	0	1	1	0.3	0	0	0	0	0	1	2	0.5		
31	HOLLIMAN, Jarrell	3-0	5	1.7	0-0	.000	0-0	.000	0-0	.000	0	0	0	0.0	0	0	0	1	0	0	0	0.0		
Team											53	51	104	7										
Total.....		26	5225	662-1541		.430	160-458	.349	518-766	.676	372	707	1079	41.5	536	8	346	369	118	179	2002	77.0		
Opponents.....		26	5225	593-1497		.396	219-613	.357	408-598	.682	283	596	879	33.8	636	38	319	398	119	171	1813	69.7		

TEAM STATISTICS	SC	OPP	Date	Opponent	Score	Att.
SCORING	2002	1813	% 11/14/15	NORFOLK STATE	w 84-69	10623
Points per game	77.0	69.7	11/16/15	ORAL ROBERTS	w 84-66	9640
Scoring margin	+7.3	-	! 11/20/15	vs DePaul	w 76-61	1601
FIELD GOALS-ATT	662-1541	593-1497	! 11/22/15	vs Hofstra	w 94-84	1715
Field goal pct	.430	.396	! 11/23/15	vs Tulsa	w 83-75	2002
3 POINT FG-ATT	160-458	219-613	11/27/15	LIPSCOMB	w 92-76	8793
3-point FG pct	.349	.357	11/30/15	WESTERN CAROLINA	w 76-53	8957
3-pt FG made per game	6.2	8.4	12/5/15	USF	w 81-63	10721
FREE THROWS-ATT	518-766	408-598	12/15/15	DREXEL	w 79-54	8481
Free throw pct	.676	.682	12/18/15	at Clemson	w 65-59	14446
F-Throws made per game	19.9	15.7	12/22/15	vs St. John's	w 75-61	2355
REBOUNDS	1079	879	12/30/15	FRANCIS MARION	w 78-56	10401
Rebounds per game	41.5	33.8	1/2/16	MEMPHIS	w 86-76	13035
Rebounding margin	+7.7	-	* 01/05/16	at Auburn	w 81-69	7556
ASSISTS	346	319	* 1/9/16	VANDERBILT	w 69-65	15055
Assists per game	13.3	12.3	* 1/13/16	at Alabama	L 50-73	12443
TURNOVERS	369	398	* 1/16/16	MISSOURI	w 81-72	15389
Turnovers per game	14.2	15.3	* 1/19/16	at Ole Miss	wot 77-74	7427
Turnover margin	+1.1	-	* 01/23/16	at Tennessee	L 69-78	13928
Assist/turnover ratio	0.9	0.8	* 1/26/16	MISSISSIPPI STATE	w 84-74	12764
STEALS	179	171	* 1/30/16	ALABAMA	w 78-64	18000
Steals per game	6.9	6.6	* 02/02/16	at Georgia	L 56-69	6427
BLOCKS	118	119	* 02/06/16	at Texas A&M	w 81-78	11240
Blocks per game	4.5	4.6	* 2/10/16	LSU	w 94-83	16009
ATTENDANCE	175868	86157	* 2/13/16	KENTUCKY	L 62-89	18000
Home games-Avg/Game	14-12562	8-9810	* 2-16-16	at Mizzou	L 67-72	5017
Neutral site-Avg/Game	-	4-1918				

* = Conference game
 % - Paradise Jam (Columbia, S.C.)
 ! - Paradise Jam (St. Thomas, USVI)

Score by Periods	1st	2nd	OT	Totals
South Carolina	958	1033	11	2002
Opponents	848	957	8	1813



South Carolina Basketball
 South Carolina Combined Team Statistics (as of Feb 16, 2016)
 Conference games

RECORD:	OVERALL	HOME	AWAY	NEUTRAL
ALL GAMES	8-5	5-1	3-4	0-0
CONFERENCE	8-5	5-1	3-4	0-0
NON-CONFERENCE	0-0	0-0	0-0	0-0

##	Player	gp-gs	min	avg	Total		3-Point		F-Throw		Rebounds				pf	dq	a	to	blk	stl	pts	avg
					fg-fga	fg%	3fg-fga	3fg%	ft-fa	ft%	off	def	tot	avg								
24	CARRERA, Michael	13-13	377	29.0	64-132	.485	20-51	.392	70-93	.753	30	83	113	8.7	38	2	13	27	14	10	218	16.8
00	THORNWELL, Sindari	13-13	448	34.5	55-155	.355	18-59	.305	56-72	.778	16	40	56	4.3	22	0	48	35	8	18	184	14.2
10	NOTICE, Duane	13-0	364	28.0	45-113	.398	29-70	.414	19-29	.655	7	26	33	2.5	21	0	26	14	0	9	138	10.6
14	CHATKEVICIUS, L.	13-7	274	21.1	36-80	.450	1-11	.091	26-35	.743	26	31	57	4.4	33	1	7	25	9	4	99	7.6
25	KACINAS, Mindaugas	13-13	368	28.3	36-83	.434	4-20	.200	17-33	.515	28	36	64	4.9	28	1	11	13	5	4	93	7.2
15	DOZIER, PJ	13-13	256	19.7	36-100	.360	0-17	.000	16-28	.571	15	26	41	3.2	39	1	27	40	3	11	88	6.8
30	SILVA, Chris	13-6	175	13.5	24-43	.558	0-0	.000	21-36	.583	23	33	56	4.3	49	2	2	12	9	5	69	5.3
04	GREGORY, Jamall	8-0	77	9.6	7-10	.700	1-1	1.000	4-7	.571	2	7	9	1.1	15	0	7	5	2	4	19	2.4
01	STROMAN, Marcus	12-0	162	13.5	4-19	.211	1-1	1.000	14-20	.700	5	15	20	1.7	22	0	12	12	1	6	23	1.9
02	DOBY, Raymond	6-0	43	7.2	4-12	.333	0-0	.000	3-5	.600	2	2	4	0.7	3	0	1	1	0	4	11	1.8
20	MCKIE, Justin	8-0	54	6.8	1-10	.100	0-3	.000	2-4	.500	3	3	6	0.8	2	0	7	4	0	1	4	0.5
23	COBB, Eric	9-0	25	2.8	1-3	.333	0-0	.000	1-8	.125	3	7	10	1.1	4	0	0	1	0	0	3	0.3
21	RAGIN, John	1-0	2	2.0	0-0	.000	0-0	.000	0-0	.000	0	0	0	0.0	0	0	0	0	0	1	0	0.0
Team											27	23	50				2					
Total.....		13	2625		313-760	.412	74-233	.318	249-370	.673	187	332	519	39.9	276	7	161	191	51	77	949	73.0
Opponents.....		13	2625		310-738	.420	119-317	.375	221-317	.697	146	310	456	35.1	307	19	178	192	67	97	960	73.8

TEAM STATISTICS	SC	OPP	Date	Opponent	Score	Att.
SCORING	949	960	* 01/05/16	at Auburn	w 81-69	7556
Points per game	73.0	73.8	* 1/9/16	VANDERBILT	w 69-65	15055
Scoring margin	-0.8	-	* 1/13/16	at Alabama	L 50-73	12443
FIELD GOALS-ATT	313-760	310-738	* 1/16/16	MISSOURI	w 81-72	15389
Field goal pct	.412	.420	* 1/19/16	at Ole Miss	Wot 77-74	7427
3 POINT FG-ATT	74-233	119-317	* 01/23/16	at Tennessee	L 69-78	13928
3-point FG pct	.318	.375	* 1/26/16	MISSISSIPPI STATE	w 84-74	12764
3-pt FG made per game	5.7	9.2	* 1/30/16	ALABAMA	w 78-64	18000
FREE THROWS-ATT	249-370	221-317	* 02/02/16	at Georgia	L 56-69	6427
Free throw pct	.673	.697	* 02/06/16	at Texas A&M	w 81-78	11240
F-Throws made per game	19.2	17.0	* 2/10/16	LSU	w 94-83	16009
REBOUNDS	519	456	* 2/13/16	KENTUCKY	L 62-89	18000
Rebounds per game	39.9	35.1	* 2-16-16	at Mizzou	L 67-72	5017
Rebounding margin	+4.8	-				
ASSISTS	161	178				
Assists per game	12.4	13.7				
TURNOVERS	191	192				
Turnovers per game	14.7	14.8				
Turnover margin	+0.1	-				
Assist/turnover ratio	0.8	0.9				
STEALS	77	97				
Steals per game	5.9	7.5				
BLOCKS	51	67				
Blocks per game	3.9	5.2				
ATTENDANCE	95217	64038				
Home games-Avg/Game	6-15870	7-9148				
Neutral site-Avg/Game	-	0-0				

* = Conference game
 % - Paradise Jam (Columbia, S.C.)
 ! - Paradise Jam (St. Thomas, USVI)

Score by Periods	1st	2nd	OT	Totals
South Carolina	430	508	11	949
Opponents	449	503	8	960



South Carolina Basketball
 South Carolina Team Game-by-Game Comparison (as of Feb 18, 2016)
 All games

Opponent	1st	2nd	Score	Mar	Total FG	FG Pct	3-Pointers	3FG Pct	Free Throws	FT Pct	Rebounds	Assist	T/Over	Block	Steal	Fouls
NORFOLK STATE	40/34	44/35	84-69	+15	23-59/19-56	.390/.339	9-22/11-28	.409/.393	29-42/20-23	.690/.870	46/35 +11	15/12	13/18	4/3	9/7	19/35
ORAL ROBERTS	33/30	51/36	84-66	+18	29-73/22-51	.397/.431	7-21/4-14	.333/.286	19-27/18-23	.704/.783	44/28 +16	14/7	6/13	4/5	5/3	22/23
DePaul	37/28	39/33	76-61	+15	24-60/19-52	.400/.365	5-13/3-14	.385/.214	23-34/20-31	.676/.645	43/33 +10	11/9	12/15	4/2	5/4	27/27
Hofstra	46/39	48/45	94-84	+10	37-68/28-55	.544/.509	5-9/17-34	.556/.500	15-23/11-17	.652/.647	41/23 +18	16/16	9/14	5/2	4/2	18/21
Tulsa	38/29	45/46	83-75	+8	27-54/24-54	.500/.444	7-14/5-16	.500/.313	22-28/22-31	.786/.710	34/31 +3	12/9	13/15	2/0	7/4	25/25
LIPSCOMB	51/40	41/36	92-76	+16	34-66/27-68	.515/.397	5-19/13-35	.263/.371	19-27/9-14	.704/.643	43/29 +14	24/18	17/18	7/3	12/8	19/24
WESTERN CAROLINA	37/28	39/25	76-53	+23	26-63/19-67	.413/.284	8-18/11-32	.444/.344	16-25/4-4	.640/1000	51/36 +15	14/13	19/20	7/3	10/10	12/17
USF	53/22	28/41	81-63	+18	29-61/24-68	.475/.353	7-21/2-15	.333/.133	16-25/13-22	.640/.591	32/46 (14)	14/9	12/19	6/6	12/8	15/20
DREXEL	32/28	47/26	79-54	+25	25-46/19-55	.543/.345	6-12/7-17	.500/.412	23-39/9-19	.590/.474	41/22 +19	14/11	15/13	9/2	6/3	19/28
Clemson	41/25	24/34	65-59	+6	23-53/23-63	.434/.365	8-19/8-26	.421/.308	11-14/5-9	.786/.556	42/34 +8	12/11	16/10	3/8	3/2	16/20
St. John's	40/34	35/27	75-61	+14	27-57/22-49	.474/.449	7-13/5-20	.538/.250	14-19/12-27	.737/.444	43/26 +17	14/11	17/14	1/5	9/6	23/19
FRANCIS MARION	38/20	40/36	78-56	+22	27-64/18-60	.422/.300	8-27/6-23	.296/.261	16-30/14-25	.533/.560	47/42 +5	16/7	16/22	8/4	13/10	18/29
MEMPHIS	42/42	44/34	86-76	+10	18-57/19-61	.316/.311	4-17/8-22	.235/.364	46-63/30-36	.730/.833	53/38 +15	9/8	13/15	7/9	7/7	27/41
Auburn	43/30	38/39	81-69	+12	25-50/24-54	.500/.444	9-23/12-30	.391/.400	22-28/9-13	.786/.692	34/27 +7	15/12	19/21	0/1	9/7	13/19
VANDERBILT	35/38	34/27	69-65	+4	24-57/20-61	.421/.328	3-13/5-24	.231/.208	18-29/20-29	.621/.690	44/36 +8	11/10	13/11	3/7	3/5	23/25
Alabama	22/35	28/38	50-73	(23)	19-53/24-51	.358/.471	3-18/13-28	.167/.464	9-17/12-21	.529/.571	33/38 (5)	9/16	18/17	3/3	4/8	19/20
MISSOURI	41/34	40/38	81-72	+9	28-62/28-57	.452/.491	3-21/7-19	.143/.368	22-33/9-13	.667/.692	41/26 +15	12/17	13/16	5/3	7/8	15/24
Ole Miss	29/39	37/27	77-74	+3	26-62/24-61	.419/.393	4-14/10-33	.286/.303	21-31/16-27	.677/.593	49/37 +12	16/16	15/10	3/4	4/10	24/25
Tennessee	28/29	41/49	69-78	(9)	25-60/19-46	.417/.413	4-14/10-21	.286/.476	15-23/30-32	.652/.938	34/34 -	11/11	17/18	2/3	7/12	24/21
MISSISSIPPI STATE	43/34	41/40	84-74	+10	26-58/23-61	.448/.377	5-15/11-24	.333/.458	27-41/17-23	.659/.739	51/26 +25	13/11	18/12	7/12	6/10	25/32
ALABAMA	35/26	43/38	78-64	+14	22-60/20-60	.367/.333	6-19/6-24	.316/.250	28-46/18-25	.609/.720	50/41 +9	10/12	11/16	5/7	9/5	19/30
Georgia	23/33	33/36	56-69	(13)	18-58/22-56	.310/.393	7-23/8-22	.304/.364	13-19/17-25	.684/.680	37/44 (7)	9/11	14/13	9/9	3/9	23/19
Texas A&M	40/41	41/37	81-78	+3	30-57/26-53	.526/.491	12-21/12-25	.571/.480	9-16/14-22	.563/.636	32/30 +2	22/19	15/17	1/4	8/5	20/20
LSU	39/35	55/48	94-83	+11	30-62/29-61	.484/.475	7-19/9-21	.368/.429	27-36/16-28	.750/.571	36/33 +3	16/16	9/12	3/5	8/4	26/30
KENTUCKY	27/42	35/47	62-89	(27)	18-55/31-64	.327/.484	4-14/11-25	.286/.440	22-31/16-21	.710/.762	39/38 +1	7/17	16/12	8/5	3/6	20/21
Mizzou	25/33	42/39	67-72	(5)	22-66/20-53	.333/.377	7-19/5-21	.368/.238	16-20/27-38	.800/.711	39/46 (7)	10/10	13/17	2/4	6/8	25/21

Note: Game totals are displayed in the format TEAM/OPPONENT for each category



South Carolina Basketball
South Carolina Category Leaders (as of Feb 18, 2016)
All games

Points	G	Pts	Pts/G
CARRERA, Michael	26	379	14.6
THORNWELL, Sindarius	26	332	12.8
NOTICE, Duane	26	297	11.4
KACINAS, Mindaugas	26	249	9.6
CHATKEVICIUS, L.	26	240	9.2
DOZIER, PJ	26	193	7.4
SILVA, Chris	26	151	5.8
STROMAN, Marcus	24	51	2.1
GREGORY, Jamall	15	30	2.0
COBB, Eric	22	25	1.1
MCKIE, Justin	20	24	1.2
DOBY, Raymond	12	19	1.6

Scoring Average	G	Pts	Avg/G
CARRERA, Michael	26	379	14.6
THORNWELL, Sindarius	26	332	12.8
NOTICE, Duane	26	297	11.4
KACINAS, Mindaugas	26	249	9.6
CHATKEVICIUS, L.	26	240	9.2
DOZIER, PJ	26	193	7.4
SILVA, Chris	26	151	5.8
STROMAN, Marcus	24	51	2.1
GREGORY, Jamall	15	30	2.0
DOBY, Raymond	12	19	1.6
BLANTON, TeMarcus	7	10	1.4
MCKIE, Justin	20	24	1.2

FG Percentage	FG	Att	Pct
COBB, Eric	12	19	.632
GREGORY, Jamall	11	19	.579
CHATKEVICIUS, L.	91	178	.511
KACINAS, Mindaugas	96	188	.511
CARRERA, Michael	117	237	.494
SILVA, Chris	45	96	.469
NOTICE, Duane	92	231	.398
DOZIER, PJ	76	198	.384
THORNWELL, Sindarius	96	273	.352
RAGIN, John	1	3	.333
DOBY, Raymond	6	18	.333
BLANTON, TeMarcus	2	7	.286

Field Goal Attempts	G	Att	Att/G
THORNWELL, Sindarius	26	273	10.5
CARRERA, Michael	26	237	9.1
NOTICE, Duane	26	231	8.9
DOZIER, PJ	26	198	7.6
KACINAS, Mindaugas	26	188	7.2

Field Goals Made	G	Made	Made/G
CARRERA, Michael	26	117	4.5
THORNWELL, Sindarius	26	96	3.7
KACINAS, Mindaugas	26	96	3.7
NOTICE, Duane	26	92	3.5
CHATKEVICIUS, L.	26	91	3.5

3-Point Percentage	3FG	Att	Pct
STROMAN, Marcus	3	6	.500
BLANTON, TeMarcus	2	4	.500
CARRERA, Michael	41	88	.466
NOTICE, Duane	53	127	.417
GREGORY, Jamall	2	5	.400
THORNWELL, Sindarius	32	108	.296
CHATKEVICIUS, L.	6	22	.273
KACINAS, Mindaugas	12	45	.267
DOZIER, PJ	7	38	.184
MCKIE, Justin	2	14	.143
RAGIN, John	0	1	.000

3-Point FG Attempts	G	Att	Att/G
NOTICE, Duane	26	127	4.9
THORNWELL, Sindarius	26	108	4.2
CARRERA, Michael	26	88	3.4
KACINAS, Mindaugas	26	45	1.7
DOZIER, PJ	26	38	1.5

3-Point FG Made	G	Made	Made/G
NOTICE, Duane	26	53	2.0
CARRERA, Michael	26	41	1.6
THORNWELL, Sindarius	26	32	1.2
KACINAS, Mindaugas	26	12	0.5
DOZIER, PJ	26	7	0.3

Free Throw Percent	FG	Att	Pct
BLANTON, TeMarcus	4	4	1.000
THORNWELL, Sindarius	108	140	.771
CARRERA, Michael	104	136	.765
NOTICE, Duane	60	79	.759
CHATKEVICIUS, L.	52	73	.712
STROMAN, Marcus	30	44	.682
SILVA, Chris	61	99	.616
MCKIE, Justin	6	10	.600
KACINAS, Mindaugas	45	76	.592
GREGORY, Jamall	6	11	.545
DOZIER, PJ	34	63	.540
DOBY, Raymond	7	13	.538

Free Throw Attempts	G	Att	Att/G
THORNWELL, Sindarius	26	140	5.4
CARRERA, Michael	26	136	5.2
SILVA, Chris	26	99	3.8
NOTICE, Duane	26	79	3.0
KACINAS, Mindaugas	26	76	2.9

Free Throws Made	G	Made	Made/G
THORNWELL, Sindarius	26	108	4.2
CARRERA, Michael	26	104	4.0
SILVA, Chris	26	61	2.3
NOTICE, Duane	26	60	2.3
CHATKEVICIUS, L.	26	52	2.0



South Carolina Basketball
 South Carolina Category Leaders (as of Feb 18, 2016)
 All games

Rebounds	G	Reb	Reb/G
CARRERA, Michael	26	192	7.4
KACINAS, Mindaugas	26	139	5.3
THORNWELL, Sindarius	26	124	4.8
SILVA, Chris	26	122	4.7
CHATKEVICIUS, L.	26	112	4.3

Assists	G	No.	Ast/G
THORNWELL, Sindarius	26	96	3.7
DOZIER, PJ	26	51	2.0
NOTICE, Duane	26	49	1.9
CARRERA, Michael	26	34	1.3
STROMAN, Marcus	24	32	1.3

Rebound Average	G	Reb	Avg/G
CARRERA, Michael	26	192	7.4
KACINAS, Mindaugas	26	139	5.3
THORNWELL, Sindarius	26	124	4.8
SILVA, Chris	26	122	4.7
CHATKEVICIUS, L.	26	112	4.3

Steals	G	No.	Stl/G
THORNWELL, Sindarius	26	38	1.5
DOZIER, PJ	26	31	1.2
CARRERA, Michael	26	23	0.9
NOTICE, Duane	26	22	0.8
STROMAN, Marcus	24	15	0.6

Offensive Rebounds	G	No.	Avg/G
KACINAS, Mindaugas	26	56	2.2
CARRERA, Michael	26	53	2.0
SILVA, Chris	26	51	2.0
CHATKEVICIUS, L.	26	49	1.9
THORNWELL, Sindarius	26	30	1.2

Blocked Shots	G	No.	Blk/G
CARRERA, Michael	26	25	1.0
CHATKEVICIUS, L.	26	25	1.0
SILVA, Chris	26	24	0.9
KACINAS, Mindaugas	26	12	0.5
THORNWELL, Sindarius	26	11	0.4

Defensive Rebounds	G	No.	Avg/G
CARRERA, Michael	26	139	5.3
THORNWELL, Sindarius	26	94	3.6
KACINAS, Mindaugas	26	83	3.2
SILVA, Chris	26	71	2.7
DOZIER, PJ	26	63	2.4
CHATKEVICIUS, L.	26	63	2.4

Minutes	G	No.	Min/G
THORNWELL, Sindarius	26	836	32.2
KACINAS, Mindaugas	26	750	28.8
CARRERA, Michael	26	700	26.9
NOTICE, Duane	26	664	25.5
CHATKEVICIUS, L.	26	547	21.0

Fouls	G	No.	Per/G
SILVA, Chris	26	88	3.4
CARRERA, Michael	26	76	2.9
DOZIER, PJ	26	70	2.7
CHATKEVICIUS, L.	26	67	2.6
KACINAS, Mindaugas	26	52	2.0

Turnovers	G	No.	TO/G
DOZIER, PJ	26	67	2.6
THORNWELL, Sindarius	26	61	2.3
CARRERA, Michael	26	48	1.8
CHATKEVICIUS, L.	26	46	1.8
SILVA, Chris	26	30	1.2

Foulsouts	G	No.
SILVA, Chris	26	3
CARRERA, Michael	26	2
CHATKEVICIUS, L.	26	1
KACINAS, Mindaugas	26	1
DOZIER, PJ	26	1



South Carolina Basketball
South Carolina Team High/Low Analysis (as of Feb 18, 2016)
All games

South Carolina - TEAM GAME HIGHS

POINTS	94	LSU (2/10/16)
	94	vs Hofstra (11/22/15)
	92	LIPSCOMB (11/27/15)
	86	MEMPHIS (1/2/16)
	84	MISSISSIPPI STATE (1/26/16)
	84	ORAL ROBERTS (11/16/15)
	84	NORFOLK STATE (11/14/15)
FIELD GOALS MADE	37	vs Hofstra (11/22/15)
	34	LIPSCOMB (11/27/15)
FIELD GOAL ATTEMPTS	73	ORAL ROBERTS (11/16/15)
	68	vs Hofstra (11/22/15)
FIELD GOAL PERCENTAGE	.544 (37-68)	vs Hofstra (11/22/15)
	.543 (25-46)	DREXEL (12/15/15)
3 PT FIELD GOALS MADE	12	at Texas A&M (02/06/16)
	9	at Auburn (01/05/16)
	9	NORFOLK STATE (11/14/15)
3 PT FG ATTEMPTS	27	FRANCIS MARION (12/30/15)
	23	at Georgia (02/02/16)
	23	at Auburn (01/05/16)
3 PT FG PERCENTAGE	.571 (12-21)	at Texas A&M (02/06/16)
	.556 (5-9)	vs Hofstra (11/22/15)
FREE THROWS MADE	46	MEMPHIS (1/2/16)
	29	NORFOLK STATE (11/14/15)
FREE THROW ATTEMPTS	63	MEMPHIS (1/2/16)
	46	ALABAMA (1/30/16)
FREE THROW PERCENTAGE	.800 (16-20)	at Mizzou (2-16-16)
	.786 (22-28)	at Auburn (01/05/16)
	.786 (22-28)	vs Tulsa (11/23/15)
	.786 (11-14)	at Clemson (12/18/15)
REBOUNDS	53	MEMPHIS (1/2/16)
	51	MISSISSIPPI STATE (1/26/16)
	51	WESTERN CAROLINA (11/30/15)
ASSISTS	24	LIPSCOMB (11/27/15)
	22	at Texas A&M (02/06/16)
STEALS	13	FRANCIS MARION (12/30/15)
	12	USF (12/5/15)
	12	LIPSCOMB (11/27/15)
BLOCKED SHOTS	9	at Georgia (02/02/16)
	9	DREXEL (12/15/15)
TURNOVERS	19	at Auburn (01/05/16)
	19	WESTERN CAROLINA (11/30/15)
FOULS	27	MEMPHIS (1/2/16)
	27	vs DePaul (11/20/15)



South Carolina Basketball
South Carolina High/Low Analysis (as of Feb 18, 2016)
All games

Opponent - GAME HIGHS

POINTS	89		KENTUCKY (2/13/16)
	84		vs Hofstra (11/22/15)
	83		LSU (2/10/16)
	78		at Texas A&M (02/06/16)
	78		at Tennessee (01/23/16)
FIELD GOALS MADE	31		KENTUCKY (2/13/16)
	29		LSU (2/10/16)
FIELD GOAL ATTEMPTS	68		USF (12/5/15)
	68		LIPSCOMB (11/27/15)
FIELD GOAL PERCENTAGE	.509	(28-55)	vs Hofstra (11/22/15)
	.491	(28-57)	MISSOURI (1/16/16)
3 PT FIELD GOALS MADE	17		vs Hofstra (11/22/15)
	13		at Alabama (1/13/16)
	13		LIPSCOMB (11/27/15)
3 PT FG ATTEMPTS	35		LIPSCOMB (11/27/15)
	34		vs Hofstra (11/22/15)
3 PT FG PERCENTAGE	.500	(17-34)	vs Hofstra (11/22/15)
	.480	(12-25)	at Texas A&M (02/06/16)
FREE THROWS MADE	30		at Tennessee (01/23/16)
	30		MEMPHIS (1/2/16)
FREE THROW ATTEMPTS	38		at Mizzou (2-16-16)
	36		MEMPHIS (1/2/16)
FREE THROW PERCENTAGE	1.000	(4-4)	WESTERN CAROLINA (11/30/15)
	.938	(30-32)	at Tennessee (01/23/16)
REBOUNDS	46		at Mizzou (2-16-16)
	46		USF (12/5/15)
ASSISTS	19		at Texas A&M (02/06/16)
	18		LIPSCOMB (11/27/15)
STEALS	12		at Tennessee (01/23/16)
	10		MISSISSIPPI STATE (1/26/16)
	10		at Ole Miss (1/19/16)
	10		FRANCIS MARION (12/30/15)
	10		WESTERN CAROLINA (11/30/15)
BLOCKED SHOTS	12		MISSISSIPPI STATE (1/26/16)
	9		at Georgia (02/02/16)
	9		MEMPHIS (1/2/16)
TURNOVERS	22		FRANCIS MARION (12/30/15)
	21		at Auburn (01/05/16)
FOULS	41		MEMPHIS (1/2/16)
	35		NORFOLK STATE (11/14/15)



South Carolina Basketball
South Carolina High/Low Analysis (as of Feb 18, 2016)
All games

South Carolina - GAME LOWS

POINTS	50	at Alabama (1/13/16)
	56	at Georgia (02/02/16)
	62	KENTUCKY (2/13/16)
	65	at Clemson (12/18/15)
	67	at Mizzou (2-16-16)
FIELD GOALS MADE	18	MEMPHIS (1/2/16)
	18	at Georgia (02/02/16)
	18	KENTUCKY (2/13/16)
FIELD GOAL ATTEMPTS	46	DREXEL (12/15/15)
	50	at Auburn (01/05/16)
FIELD GOAL PERCENTAGE	.310 (18-58)	at Georgia (02/02/16)
	.316 (18-57)	MEMPHIS (1/2/16)
3 PT FIELD GOALS MADE	3	VANDERBILT (1/9/16)
	3	at Alabama (1/13/16)
	3	MISSOURI (1/16/16)
3 PT FG ATTEMPTS	9	vs Hofstra (11/22/15)
	12	DREXEL (12/15/15)
3 PT FG PERCENTAGE	.143 (3-21)	MISSOURI (1/16/16)
	.167 (3-18)	at Alabama (1/13/16)
FREE THROWS MADE	9	at Alabama (1/13/16)
	9	at Texas A&M (02/06/16)
FREE THROW ATTEMPTS	14	at Clemson (12/18/15)
	16	at Texas A&M (02/06/16)
FREE THROW PERCENTAGE	.529 (9-17)	at Alabama (1/13/16)
	.533 (16-30)	FRANCIS MARION (12/30/15)
REBOUNDS	32	USF (12/5/15)
	32	at Texas A&M (02/06/16)
ASSISTS	7	KENTUCKY (2/13/16)
	9	MEMPHIS (1/2/16)
	9	at Alabama (1/13/16)
	9	at Georgia (02/02/16)
STEALS	3	at Clemson (12/18/15)
	3	VANDERBILT (1/9/16)
	3	at Georgia (02/02/16)
	3	KENTUCKY (2/13/16)
BLOCKED SHOTS	0	at Auburn (01/05/16)
	1	vs St. John's (12/22/15)
	1	at Texas A&M (02/06/16)
TURNOVERS	6	ORAL ROBERTS (11/16/15)
	9	vs Hofstra (11/22/15)
	9	LSU (2/10/16)
FOULS	12	WESTERN CAROLINA (11/30/15)
	13	at Auburn (01/05/16)



South Carolina Basketball
South Carolina High/Low Analysis (as of Feb 18, 2016)
All games

Opponent - GAME LOWS

POINTS	53	WESTERN CAROLINA (11/30/15)
	54	DREXEL (12/15/15)
	56	FRANCIS MARION (12/30/15)
	59	at Clemson (12/18/15)
	61	vs DePaul (11/20/15)
	61	vs St. John's (12/22/15)
FIELD GOALS MADE	18	FRANCIS MARION (12/30/15)
	19	NORFOLK STATE (11/14/15)
	19	vs DePaul (11/20/15)
	19	WESTERN CAROLINA (11/30/15)
	19	DREXEL (12/15/15)
	19	MEMPHIS (1/2/16)
	19	at Tennessee (01/23/16)
FIELD GOAL ATTEMPTS	46	at Tennessee (01/23/16)
	49	vs St. John's (12/22/15)
FIELD GOAL PERCENTAGE	.284 (19-67)	WESTERN CAROLINA (11/30/15)
	.300 (18-60)	FRANCIS MARION (12/30/15)
3 PT FIELD GOALS MADE	2	USF (12/5/15)
	3	vs DePaul (11/20/15)
3 PT FG ATTEMPTS	14	ORAL ROBERTS (11/16/15)
	14	vs DePaul (11/20/15)
3 PT FG PERCENTAGE	.133 (2-15)	USF (12/5/15)
	.208 (5-24)	VANDERBILT (1/9/16)
FREE THROWS MADE	4	WESTERN CAROLINA (11/30/15)
	5	at Clemson (12/18/15)
FREE THROW ATTEMPTS	4	WESTERN CAROLINA (11/30/15)
	9	at Clemson (12/18/15)
FREE THROW PERCENTAGE	.444 (12-27)	vs St. John's (12/22/15)
	.474 (9-19)	DREXEL (12/15/15)
REBOUNDS	22	DREXEL (12/15/15)
	23	vs Hofstra (11/22/15)
ASSISTS	7	ORAL ROBERTS (11/16/15)
	7	FRANCIS MARION (12/30/15)
STEALS	2	vs Hofstra (11/22/15)
	2	at Clemson (12/18/15)
BLOCKED SHOTS	0	vs Tulsa (11/23/15)
	1	at Auburn (01/05/16)
TURNOVERS	10	at Clemson (12/18/15)
	10	at Ole Miss (1/19/16)
FOULS	17	WESTERN CAROLINA (11/30/15)
	19	vs St. John's (12/22/15)
	19	at Auburn (01/05/16)
	19	at Georgia (02/02/16)



South Carolina Basketball
South Carolina Player High/Low Analysis (as of Feb 18, 2016)
All games

South Carolina - I N D I V I D U A L G A M E H I G H S

Points	34		CARRERA, Michael vs Mississippi State (1/26/16)
	27		CHATKEVICIUS, L. vs Oral Roberts (11/16/15)
	25		CARRERA, Michael vs Kentucky (2/13/16)
	25		THORNWELL, Sindarius at Texas A&M (02/06/16)
	24		THORNWELL, Sindarius vs LSU (2/10/16)
Field Goals Made	10		CARRERA, Michael vs Mississippi State (1/26/16)
	9		THORNWELL, Sindarius at Texas A&M (02/06/16)
	9		KACINAS, Mindaugas vs Hofstra (11/22/15)
	9		CHATKEVICIUS, L. vs Oral Roberts (11/16/15)
Field Goal Att.	20		THORNWELL, Sindarius at Texas A&M (02/06/16)
	16		CARRERA, Michael vs Mississippi State (1/26/16)
	16		NOTICE, Duane vs Lipscomb (11/27/15)
FG Pct (min 5 made)	1.000	(7-7)	CHATKEVICIUS, L. vs Lipscomb (11/27/15)
	1.000	(6-6)	CARRERA, Michael at Texas A&M (02/06/16)
3-Point FG Made	5		NOTICE, Duane at Mizzou (2-16-16)
	5		CARRERA, Michael at Texas A&M (02/06/16)
	5		THORNWELL, Sindarius at Auburn (01/05/16)
3-Point FG Att.	8		NOTICE, Duane vs LSU (2/10/16)
	8		THORNWELL, Sindarius at Texas A&M (02/06/16)
	8		THORNWELL, Sindarius at Georgia (02/02/16)
	8		NOTICE, Duane vs Mississippi State (1/26/16)
	8		NOTICE, Duane at Ole Miss (1/19/16)
	8		THORNWELL, Sindarius at Auburn (01/05/16)
3-Pt FG Pct (min 2 made)	1.000	(5-5)	CARRERA, Michael at Texas A&M (02/06/16)
	1.000	(2-2)	NOTICE, Duane vs St. John's (12/22/15)
	1.000	(2-2)	BLANTON, TeMarcus vs Drexel (12/15/15)
	1.000	(2-2)	KACINAS, Mindaugas vs Western Carolina (11/30/15)
	1.000	(2-2)	CARRERA, Michael vs Hofstra (11/22/15)
	1.000	(2-2)	DOZIER, PJ vs Hofstra (11/22/15)
	1.000	(2-2)	NOTICE, Duane vs DePaul (11/20/15)
Free Throws Made	12		CARRERA, Michael vs Alabama (1/30/16)
	12		CARRERA, Michael vs Mississippi State (1/26/16)
	12		NOTICE, Duane vs Memphis (1/2/16)
Free Throw Att.	16		DOZIER, PJ vs Drexel (12/15/15)
	15		CARRERA, Michael vs Kentucky (2/13/16)
	15		CARRERA, Michael vs Mississippi State (1/26/16)
	15		KACINAS, Mindaugas vs DePaul (11/20/15)
FT Pct (min 3 made)	1.000	(12-12)	NOTICE, Duane vs Memphis (1/2/16)
	1.000	(8-8)	STROMAN, Marcus at Auburn (01/05/16)
	1.000	(7-7)	CHATKEVICIUS, L. at Ole Miss (1/19/16)
	1.000	(6-6)	THORNWELL, Sindarius at Georgia (02/02/16)
	1.000	(6-6)	THORNWELL, Sindarius vs Mississippi State (1/26/16)
	1.000	(6-6)	THORNWELL, Sindarius vs Tulsa (11/23/15)
	1.000	(5-5)	CARRERA, Michael vs Western Carolina (11/30/15)
	1.000	(4-4)	THORNWELL, Sindarius at Mizzou (2-16-16)
	1.000	(4-4)	THORNWELL, Sindarius vs Alabama (1/30/16)
	1.000	(4-4)	CARRERA, Michael at Tennessee (01/23/16)
	1.000	(4-4)	KACINAS, Mindaugas vs Memphis (1/2/16)
	1.000	(4-4)	CHATKEVICIUS, L. vs Tulsa (11/23/15)
	1.000	(4-4)	KACINAS, Mindaugas vs Oral Roberts (11/16/15)
	1.000	(3-3)	DOBY, Raymond vs LSU (2/10/16)
	1.000	(3-3)	NOTICE, Duane at Alabama (1/13/16)
	1.000	(3-3)	SILVA, Chris vs Francis Marion (12/30/15)

	1.000	(3-3)	THORNWELL, Sindarius at Clemson (12/18/15)
	1.000	(3-3)	CARRERA, Michael vs Lipscomb (11/27/15)
	1.000	(3-3)	CHATKEVICIUS, L. vs Lipscomb (11/27/15)
	1.000	(3-3)	CHATKEVICIUS, L. vs Norfolk State (11/14/15)
	1.000	(3-3)	NOTICE, Duane vs Norfolk State (11/14/15)
Rebounds	15		CARRERA, Michael vs Mississippi State (1/26/16)
	13		KACINAS, Mindaugas vs Oral Roberts (11/16/15)
Assists	9		THORNWELL, Sindarius at Texas A&M (02/06/16)
	7		THORNWELL, Sindarius at Auburn (01/05/16)
	7		THORNWELL, Sindarius vs Oral Roberts (11/16/15)
Steals	5		DOZIER, PJ vs Francis Marion (12/30/15)
	5		THORNWELL, Sindarius vs Tulsa (11/23/15)
Blocked Shots	3		CARRERA, Michael vs Kentucky (2/13/16)
	3		CARRERA, Michael at Georgia (02/02/16)
	3		SILVA, Chris vs Alabama (1/30/16)
	3		CARRERA, Michael vs Mississippi State (1/26/16)
	3		SILVA, Chris vs Francis Marion (12/30/15)
	3		CHATKEVICIUS, L. vs Drexel (12/15/15)
	3		SILVA, Chris vs USF (12/5/15)
	3		CHATKEVICIUS, L. vs Hofstra (11/22/15)
Turnovers	6		THORNWELL, Sindarius vs Kentucky (2/13/16)
	6		DOZIER, PJ at Auburn (01/05/16)
Fouls	5		CHATKEVICIUS, L. at Mizzou (2-16-16)
	5		SILVA, Chris vs LSU (2/10/16)
	5		KACINAS, Mindaugas vs LSU (2/10/16)
	5		SILVA, Chris at Georgia (02/02/16)
	5		CARRERA, Michael at Georgia (02/02/16)
	5		DOZIER, PJ at Alabama (1/13/16)
	5		CARRERA, Michael vs Vanderbilt (1/9/16)
	5		SILVA, Chris vs Francis Marion (12/30/15)
Minutes	41		THORNWELL, Sindarius at Ole Miss (1/19/16)
	39		THORNWELL, Sindarius at Texas A&M (02/06/16)
	38		THORNWELL, Sindarius at Mizzou (2-16-16)
	37		THORNWELL, Sindarius at Georgia (02/02/16)
	37		CARRERA, Michael at Georgia (02/02/16)
	37		THORNWELL, Sindarius vs Alabama (1/30/16)
	37		KACINAS, Mindaugas vs Mississippi State (1/26/16)
	37		CARRERA, Michael vs Mississippi State (1/26/16)
	37		KACINAS, Mindaugas at Clemson (12/18/15)



South Carolina Basketball
 South Carolina Opponent High/Low Analysis (as of Feb 18, 2016)
 All games

OPPONENT INDIVIDUAL GAME HIGHS

Points	36		Punter, Kevin at Tennessee (01/23/16)
	31		Obi Emegano vs Oral Roberts (11/16/15)
	28		GREEN, Juan'ya vs Hofstra (11/22/15)
	27		Tyler Ulis vs Kentucky (2/13/16)
	27		Norris, Riley at Alabama (1/13/16)
Field Goals Made	10		CLARK, Wes vs Missouri (1/16/16)
	10		Harris, Tyler at Auburn (01/05/16)
Field Goal Att.	21		Jamal Murray vs Kentucky (2/13/16)
	21		Obi Emegano vs Oral Roberts (11/16/15)
FG Pct (min 5 made)	1.000	(6-6)	ROSBURG, Ryan vs Missouri (1/16/16)
	.833	(5-6)	JONES, Damian vs Vanderbilt (1/9/16)
	.833	(5-6)	JONES, Christian vs St. John's (12/22/15)
3-Point FG Made	8		Norris, Riley at Alabama (1/13/16)
	6		Punter, Kevin at Tennessee (01/23/16)
	6		GREEN, Juan'ya vs Hofstra (11/22/15)
3-Point FG Att.	13		GREEN, Juan'ya vs Hofstra (11/22/15)
	12		Canty, Kareem at Auburn (01/05/16)
3-Pt FG Pct (min 2 made)	1.000	(3-3)	I.J. Ready vs Mississippi State (1/26/16)
	1.000	(2-2)	PATTERSON, Jalyn vs LSU (2/10/16)
	1.000	(2-2)	Alex Caruso at Texas A&M (02/06/16)
	1.000	(2-2)	MARTIN, Jeremiah vs Memphis (1/2/16)
Free Throws Made	14		Punter, Kevin at Tennessee (01/23/16)
	12		TARRANT JR., Ricky vs Memphis (1/2/16)
	12		HARRISON, Shaquille vs Tulsa (11/23/15)
Free Throw Att.	17		ROSBURG at Mizzou (2-16-16)
	16		HARRISON, Shaquille vs Tulsa (11/23/15)
FT Pct (min 3 made)	1.000	(12-12)	TARRANT JR., Ricky vs Memphis (1/2/16)
	1.000	(10-10)	Obi Emegano vs Oral Roberts (11/16/15)
	1.000	(8-8)	Hubbs III, Robert at Tennessee (01/23/16)
	1.000	(7-7)	GOODWIN, Shaq vs Memphis (1/2/16)
	1.000	(7-7)	GARRETT, Billy vs DePaul (11/20/15)
	1.000	(5-5)	WRIGHT at Mizzou (2-16-16)
	1.000	(5-5)	I.J. Ready vs Mississippi State (1/26/16)
	1.000	(5-5)	Coleman, Justin at Alabama (1/13/16)
	1.000	(5-5)	SHORT, Jeff vs Norfolk State (11/14/15)
	1.000	(4-4)	VICTOR II, Craig vs LSU (2/10/16)
	1.000	(4-4)	Hale, Shannon vs Alabama (1/30/16)
	1.000	(4-4)	Moody, Stefan at Ole Miss (1/19/16)
	1.000	(4-4)	MORILLO, Nehemias vs USF (12/5/15)
	1.000	(4-4)	Mike Brown vs Western Carolina (11/30/15)
	1.000	(3-3)	Q. Weatherspoon vs Mississippi State (1/26/16)
	1.000	(3-3)	WOODSON, Avery vs Memphis (1/2/16)
Rebounds	13		Marcus Lee vs Kentucky (2/13/16)
	13		COUSINS, Jaleel vs USF (12/5/15)
Assists	12		Tyler Ulis vs Kentucky (2/13/16)
	8		Alex Caruso at Texas A&M (02/06/16)
	8		CLARK, Wes vs Missouri (1/16/16)
	8		MORAN, NATHAN vs Lipscomb (11/27/15)
Steals	5		Moore, Armani at Tennessee (01/23/16)
	4		FRAZIER, J.J. at Georgia (02/02/16)
	4		Punter, Kevin at Tennessee (01/23/16)
	4		Brooks, Rasheed at Ole Miss (1/19/16)
	4		Mike Brown vs Western Carolina (11/30/15)

Blocked Shots	5	NNOKO, Landry at Clemson (12/18/15)
	4	MATEN, Yante at Georgia (02/02/16)
	4	Craig Sword vs Mississippi State (1/26/16)
	4	KORNET, Luke vs Vanderbilt (1/9/16)
	4	Albert Owens vs Oral Roberts (11/16/15)
Turnovers	7	PETERS, Roddy vs USF (12/5/15)
	6	Harris, Tyler at Auburn (01/05/16)
	6	Bowers, Cinmeon at Auburn (01/05/16)
Fouls	6	Torrion Brummitt vs Western Carolina (11/30/15)
	5	PURYEAR at Mizzou (2-16-16)
	5	QUARTERMAN, Tim vs LSU (2/10/16)
	5	VICTOR II, Craig vs LSU (2/10/16)
	5	Jalen Jones at Texas A&M (02/06/16)
	5	Hall, Donta vs Alabama (1/30/16)
	5	Kessens, Michael vs Alabama (1/30/16)
	5	Taylor, Jimmie vs Alabama (1/30/16)
	5	Obasohan, Retin vs Alabama (1/30/16)
	5	Malik Newman vs Mississippi State (1/26/16)
	5	Craig Sword vs Mississippi State (1/26/16)
	5	Reese, Derek at Tennessee (01/23/16)
	5	Gielo, Tomasz at Ole Miss (1/19/16)
	5	Perez, Anthony at Ole Miss (1/19/16)
	5	ROSBURG, Ryan vs Missouri (1/16/16)
	5	Hall, Donta at Alabama (1/13/16)
	5	JONES, Damian vs Vanderbilt (1/9/16)
	5	CRESSLER, Nolan vs Vanderbilt (1/9/16)
	5	BALDWIN IV, Wade vs Vanderbilt (1/9/16)
	5	Brown, Bryce at Auburn (01/05/16)
	5	GOODWIN, Shaq vs Memphis (1/2/16)
	5	CRAWFORD, Markel vs Memphis (1/2/16)
	5	LAWSON, Detric vs Memphis (1/2/16)
	5	LAWSON, K.J. vs Memphis (1/2/16)
	5	BURRELL, Trahson vs Memphis (1/2/16)
	5	DAVIS JR., Mike vs Francis Marion (12/30/15)
	5	JEROME, David vs Francis Marion (12/30/15)
	5	Williams, Austin vs Drexel (12/15/15)
	5	Myles, Tyshawn vs Drexel (12/15/15)
	5	Allen, Terrell vs Drexel (12/15/15)
5	BRAMMEIER, GEORGE vs Lipscomb (11/27/15)	
5	CURTIS, Marquel vs Tulsa (11/23/15)	
5	SWANNEGAN, Brandon vs Tulsa (11/23/15)	
5	NICHOLS, Malik vs Hofstra (11/22/15)	
5	Aaron Anderson vs Oral Roberts (11/16/15)	
5	Brandon Conley vs Oral Roberts (11/16/15)	
5	SHORT, Jeff vs Norfolk State (11/14/15)	
5	WADE, Jonathan vs Norfolk State (11/14/15)	
5	TAYLOR, D'Shon vs Norfolk State (11/14/15)	