



2012-13 SOUTH CAROLINA BASKETBALL

OPENING TIP

Date: Saturday, March 2, 2013
Tipoff: 7 p.m. ET
Location: College Station, Texas
Arena: Reed Arena (12,989)
Series: First Meeting
Last Meeting: None
Television: ESPNU
Talent: Tom Hart (pxp), Matt Doherty (analyst)
Radio: Gamecock IMG Radio Network
Sirius: None; **XM:** None
Talent: Andy Demetra (pxp), Casey Manning (analyst)
Tickets: GamecocksOnline.com
Live Stats: GamecocksOnline.com

GAME 29



**SOUTH CAROLINA
 GAMECOCKS**
 (13-15, 3-12 SEC)

- VS -

**TEXAS A&M
 AGGIES**
 (16-12, 6-9 SEC)



Ranking: AP/Coaches (-)
Head Coach: Frank Martin
Record at SC: 13-15 (1st)
Career Rec.: 130-69 (6th)
vs. A&M: 5-2
SID: Emily Feeny

Stat Leaders (per game):
Points: Carrera (10.2)
Rebounds: Carrera (7.1)
Assists: Smith (3.0)
Blocks: Jackson (0.8)
Steals: Ellington (1.4)

Ranking: AP/Coaches (-)
Head Coach: Bill Kennedy
Record at A&M: 30-30 (2nd)
Career Rec.: 241-209 (15th)
vs. SC: 0-0
SID: Adam Quisenberry

Stat Leaders (per game):
Points: Turner (17.6)
Rebounds: Roberson (6.9)
Assists: Caruso (3.6)
Blocks: Roberson (0.8)
Steals: Caruso (2.0)

2012-13 SCHEDULE

DATE	OPPONENT (TV)	TIME/RESULT
O. 30	Kentucky Wesleyan +	W, 68-67
N. 11	Milwaukee & (FSN)	W, 82-75 (OT)
N. 16	Morgan State (SS)	W, 87-71
N. 19	Rider & (FSS/FSCR)	W, 88-76
N. 21	Elon	L, 65-53
N. 24	vs. Missouri State ^	W, 74-67 (OT)
N. 25	vs. Arkansas Little-Rock ^	W, 74-62
N. 29	at St. John's % (ESPNU)	L, 89-65
D. 2	Clemson (ESPNU)	L, 64-55
D. 7	Jacksonville (FSS/FSCR)	W, 91-74
D. 19	Appalachian State (FSS/FSCR)	W, 74-69
D. 22	vs. Manhattan #	W, 63-57
D. 29	Presbyterian (CSS)	W, 76-60
J. 5	SC State (FSN)	W, 80-69
J. 9	at Mississippi State* (ESPN3)	L, 56-54
J. 12	Auburn* (SECN)	L, 74-71
J. 16	at LSU* (ESPN3)	W, 82-73 (OT)
J. 19	Vanderbilt* (SECN)	L, 58-51
J. 22	at No. 22 Missouri* (ESPNU)	L, 71-65
J. 26	Arkansas* (SECN)	W, 75-54
J. 30	at No. 4 Florida* (SECN)	L, 75-36
F. 2	Georgia* (SECN)	L, 67-56
F. 5	at Kentucky* (ESPNU)	L, 77-55
F. 10	Tennessee* (FSN)	L, 66-61
F. 14	LSU* (ESPN2)	L, 64-46
F. 16	at Alabama* (SECN)	L, 68-58
F. 20	Ole Miss* (CSS)	W, 63-62
F. 23	at Georgia* (CBS Sports)	L, 62-54 (OT)
F. 28	Missouri* (ESPN2)	L, 90-68
M. 2	at Texas A&M* (ESPNU)	7 p.m.
M. 6	Mississippi State* (ESPN3)	7 p.m.
M. 9	at Vanderbilt* (SECN)	1:30 p.m.
M. 13-17	SEC Tournament (Nashville)	TBA
M. 19-A. 4	NCAA Tournament	TBA

All home games in **bold** | All times listed Eastern
 * indicates SEC contest | + indicates exhibition | **SS**-SportSouth
 | **SECN**-SEC Network | **CSS**-CharterSports SE | &-Hoops For
 Hope Classic (Columbia, S.C.) | ^-Hoops For Hope Classic (Puerto
 Vallarta, Mexico) | %-SEC/BIG EAST Challenge | #-Brooklyn Hoops
 Holiday Invitational (Brooklyn, N.Y.)

PROBABLE STARTERS (BASED ON PREVIOUS GAME)

South Carolina	Ht.	Wt.	Yr.	Hometown	PPG	RPG	MPG
G - #23 Bruce Ellington	5-9	197	Jr.	Moncks Corner, S.C.	9.7	2.7	32.6
G - #5 Eric Smith	5-11	205	Jr.	Mullins, S.C.	5.8	1.6	27.9
F - #14 Laimonas Chatkevicius	6-11	255	Fr.	Klaipeda, Lithuania	4.1	3.2	12.7
F - #30 Lakeem Jackson	6-5	235	Sr.	Charlotte, N.C.	7.9	6.1	29.5
F - #24 Michael Carrera	6-5	212	Fr.	Anzoátegui, Venezuela	10.2	7.1	21.0

Texas A&M	Ht.	Wt.	Yr.	Hometown	PPG	RPG	MPG
F - #32 Kourtney Roberson	6-9	234	So.	Arcadia, La.	6.9	6.9	24.3
F - #35 Ray Turner	6-9	230	Sr.	Houston, Texas	9.2	6.2	23.3
G - #11 J'Mychal Reese	6-1	173	Fr.	Bryan, Texas	6.9	2.5	28.3
G - #21 Alex Caruso	6-5	176	Fr.	College Station, Texas	5.0	3.3	24.1
G - #31 Elston Turner	6-5	212	Sr.	Sacramento, Calif.	17.6	3.1	35.5

TODAY'S GAME

Just 46 hours after hosting Missouri on Thursday, the Gamecocks travel to Texas A&M for a Saturday contest in College Station. The meeting marks the first all-time between the two schools. The contest, set for a 7 p.m. ET tip time, will be televised on ESPNU with Tom Hart (play-by-play) and Matt Doherty (analyst) on the call. Fans can also listen on the Gamecock IMG Sports Network via GamecocksOnline.com and on 107.5 The Game in Columbia with Andy Demetra (play-by-play) and Casey Manning (analyst).

CAROLINA QUICK HITS

- South Carolina is in its 105th season of basketball.
- The Gamecocks are led by first-year head coach Frank Martin. His associate head coach is Brad Underwood and his assistant coaches are Matt Figger and Lamont Evans. Andy Assaley is the director of basketball operations.
- The Gamecocks are in their 22nd season of competition in the Southeastern Conference in 2013. Carolina owns a 132-219 (.525) all-time record in SEC play.
- Carolina looks to rebound after a 90-68 loss to visiting Missouri on Thursday. The Tigers shot 69.6% (32-46) from the floor in the contest, including a 6-of-9 (66.7%) mark from 3-point range. The Tigers hit 16-of-22 attempts (72.7%) in the second half.
- South Carolina scored 49 bench points in the contest vs. Missouri, paced by sophomore guard Damien Leonard's career high 20 points. Leonard hit 7-of-14 from the field, including a career high 6-of-10 from 3-point range. He played 24 minutes in the contest. Junior guard Brenton Williams and Brian Richardson each contributed 10 points in the loss.
- Gamecocks head coach Frank Martin is 5-2 all-time in his career against Texas A&M, including a 1-1 mark in games played in College Station.
- Saturday's contest marks the 200th career game for Frank Martin as a head coach.
- South Carolina suffered a 62-54 overtime loss on the road at Georgia last Saturday. Down early, the Gamecocks battled back in the second half to force the OT session, but UGA out-scored Carolina 9-1 in extra time to close the win. The Bulldogs took 46 free throws in the contest, compared to 24 for the Gamecocks. Junior guard Bruce Ellington led Carolina with 11 points, while freshman forward Laimonas Chatkevicius pulled down a season high 10 rebounds.
- South Carolina snapped a six-game losing streak on Feb. 20 with a thrilling 63-62 victory over visiting Ole Miss at Colonial Life Arena. Junior guard Eric Smith netted the game-winner, a 3-point basket with 27 seconds remaining. Senior forward Lakeem Jackson and Chatkevicius blocked shots with two seconds, and just nano seconds, respectively, on the clock to secure the Gamecock win.
- The Gamecocks held SEC scoring leader, UM's Marshall Henderson to just 11 points on Feb. 20, eight of which came in the opening half. Henderson entered the game averaging 19.7 points per game, including a mark of 21.3 per league game.



SOUTH CAROLINA GAMECOCKS

OVERALL: 13-15; SEC: 3-12; HOME: 9-8; AWAY: 1-7; NEUTRAL: 3-0

0		LASHAY PAGE - Sr. - G - 6-2 - 195 - Dillon, S.C. <table border="1"><thead><tr><th>MIN</th><th>PTS</th><th>RBS</th><th>AST</th><th>FG%</th><th>3FG%</th><th>FT%</th></tr></thead><tbody><tr><td>24.4</td><td>11.7</td><td>3.3</td><td>0.9</td><td>34.4</td><td>31.1</td><td>87.1</td></tr></tbody></table>	MIN	PTS	RBS	AST	FG%	3FG%	FT%	24.4	11.7	3.3	0.9	34.4	31.1	87.1	<ul style="list-style-type: none"> Will not compete with the South Carolina men's basketball team for the remainder of the 2012-13 season due to an academic eligibility issue.
MIN	PTS	RBS	AST	FG%	3FG%	FT%											
24.4	11.7	3.3	0.9	34.4	31.1	87.1											
1		BRENTON WILLIAMS - Jr. - G - 5-11 - 175 - Kissimmee, Fla. <table border="1"><thead><tr><th>MIN</th><th>PTS</th><th>RBS</th><th>AST</th><th>FG%</th><th>3FG%</th><th>FT%</th></tr></thead><tbody><tr><td>20.5</td><td>10.0</td><td>1.6</td><td>1.2</td><td>44.2</td><td>39.6</td><td>81.0</td></tr></tbody></table>	MIN	PTS	RBS	AST	FG%	3FG%	FT%	20.5	10.0	1.6	1.2	44.2	39.6	81.0	<ul style="list-style-type: none"> Reached double-figures for third-straight game with 16 at Missouri; hitting four 3s, while collecting five rebounds and two steals Provided 14 points on 6-of-12 shooting at Alabama; also four steals Eight points, including crucial late 3, in win vs. Ole Miss
MIN	PTS	RBS	AST	FG%	3FG%	FT%											
20.5	10.0	1.6	1.2	44.2	39.6	81.0											
2		BRIAN RICHARDSON - Jr. - G - 6-4 - 175 - Wilson, N.C. <table border="1"><thead><tr><th>MIN</th><th>PTS</th><th>RBS</th><th>AST</th><th>FG%</th><th>3FG%</th><th>FT%</th></tr></thead><tbody><tr><td>19.8</td><td>8.3</td><td>2.4</td><td>1.1</td><td>40.2</td><td>38.5</td><td>73.2</td></tr></tbody></table>	MIN	PTS	RBS	AST	FG%	3FG%	FT%	19.8	8.3	2.4	1.1	40.2	38.5	73.2	<ul style="list-style-type: none"> Has 10 double-figure scoring games this season (20 career), and has hit career high 20 points on two occasions this season (at Miss State, vs. Arkansas) Six points and two assists vs. Ole Miss; 7.6 ppg in league play 7.0 points per game in last five games
MIN	PTS	RBS	AST	FG%	3FG%	FT%											
19.8	8.3	2.4	1.1	40.2	38.5	73.2											
5		ERIC SMITH - Jr. - G - 5-11 - 205 - Mullins, S.C. <table border="1"><thead><tr><th>MIN</th><th>PTS</th><th>RBS</th><th>AST</th><th>FG%</th><th>3FG%</th><th>FT%</th></tr></thead><tbody><tr><td>27.9</td><td>5.8</td><td>1.6</td><td>3.0</td><td>33.9</td><td>27.4</td><td>64.6</td></tr></tbody></table>	MIN	PTS	RBS	AST	FG%	3FG%	FT%	27.9	5.8	1.6	3.0	33.9	27.4	64.6	<ul style="list-style-type: none"> Set career high with nine assists vs. App State (previous career high was 7) Leads the team with 3.0 assists per game Game winning 3 vs. Ole Miss; SEC highs 12 points and five assists in win Four assists vs. Missouri on Thursday
MIN	PTS	RBS	AST	FG%	3FG%	FT%											
27.9	5.8	1.6	3.0	33.9	27.4	64.6											
12		AUSTIN CONSTABLE - Fr. - G - 6-0 - 175 - West Chester, Pa. <table border="1"><thead><tr><th>MIN</th><th>PTS</th><th>RBS</th><th>AST</th><th>FG%</th><th>3FG%</th><th>FT%</th></tr></thead><tbody><tr><td>1.7</td><td>0.0</td><td>0.3</td><td>0.0</td><td>0.0</td><td>0.0</td><td>0.0</td></tr></tbody></table>	MIN	PTS	RBS	AST	FG%	3FG%	FT%	1.7	0.0	0.3	0.0	0.0	0.0	0.0	<ul style="list-style-type: none"> Walk-on guard Averaged 18 points and 4.0 assists per game during senior season at Henderson High School in West Chester, Pa. Played one minute vs. UALR; saw action vs. Jacksonville and PC
MIN	PTS	RBS	AST	FG%	3FG%	FT%											
1.7	0.0	0.3	0.0	0.0	0.0	0.0											
14		LAIMONAS CHATKEVICIUS - Fr. - F - 6-11 - 255 - Klaipeda, Lithuania <table border="1"><thead><tr><th>MIN</th><th>PTS</th><th>RBS</th><th>BLK</th><th>FG%</th><th>3FG%</th><th>FT%</th></tr></thead><tbody><tr><td>12.7</td><td>4.1</td><td>3.2</td><td>0.5</td><td>42.9</td><td>33.3</td><td>59.4</td></tr></tbody></table>	MIN	PTS	RBS	BLK	FG%	3FG%	FT%	12.7	4.1	3.2	0.5	42.9	33.3	59.4	<ul style="list-style-type: none"> Posted 8 points at Missouri, including 4-of-4 from free throw line Earned start at Alabama, posted season high 11 points, 7 rebounds in 25 min. Season high 10 rebounds in start at Georgia; 6.3 points 6.3 rebounds per game in last four games
MIN	PTS	RBS	BLK	FG%	3FG%	FT%											
12.7	4.1	3.2	0.5	42.9	33.3	59.4											
23		BRUCE ELLINGTON - Jr. - G - 5-9 - 197 - Moncks Corner, S.C. <table border="1"><thead><tr><th>MIN</th><th>PTS</th><th>RBS</th><th>AST</th><th>FG%</th><th>3FG%</th><th>FT%</th></tr></thead><tbody><tr><td>32.6</td><td>9.7</td><td>2.7</td><td>2.4</td><td>33.5</td><td>24.6</td><td>61.8</td></tr></tbody></table>	MIN	PTS	RBS	AST	FG%	3FG%	FT%	32.6	9.7	2.7	2.4	33.5	24.6	61.8	<ul style="list-style-type: none"> Caught game-winning TD vs. Michigan in the Jan. 1 Outback Bowl Scored 11 points, all in the first half, with 3 assists, 2 steals at Alabama Nine points and three assists vs. Ole Miss 9.7 ppg in league play; 9.2 points, 3.0 assists per game in last five games
MIN	PTS	RBS	AST	FG%	3FG%	FT%											
32.6	9.7	2.7	2.4	33.5	24.6	61.8											
24		MICHAEL CARRERA - Fr. - F - 6-5 - 212 - Anzoátegui, Venezuela <table border="1"><thead><tr><th>MIN</th><th>PTS</th><th>RBS</th><th>BLK</th><th>FG%</th><th>3FG%</th><th>FT%</th></tr></thead><tbody><tr><td>21.0</td><td>10.2</td><td>7.1</td><td>0.6</td><td>46.7</td><td>38.5</td><td>74.0</td></tr></tbody></table>	MIN	PTS	RBS	BLK	FG%	3FG%	FT%	21.0	10.2	7.1	0.6	46.7	38.5	74.0	<ul style="list-style-type: none"> Double-double vs. Tennessee, 18 points, 11 rebounds 5th double-double of the season vs. Ole Miss; 13 points and 13 rebounds Scored five points and collected six rebounds at Georgia Nine points and two steals vs. Missouri on Thursday
MIN	PTS	RBS	BLK	FG%	3FG%	FT%											
21.0	10.2	7.1	0.6	46.7	38.5	74.0											
25		MINDAUGAS KACINAS - Fr. - F - 6-7 - 210 - Klaipeda, Lithuania <table border="1"><thead><tr><th>MIN</th><th>PTS</th><th>RBS</th><th>BLK</th><th>FG%</th><th>3FG%</th><th>FT%</th></tr></thead><tbody><tr><td>20.2</td><td>5.2</td><td>4.0</td><td>0.6</td><td>52.5</td><td>20.0</td><td>67.4</td></tr></tbody></table>	MIN	PTS	RBS	BLK	FG%	3FG%	FT%	20.2	5.2	4.0	0.6	52.5	20.0	67.4	<ul style="list-style-type: none"> Named the Dec. 31 SEC Freshman of the Week (13 points vs. PC) Two assists, four points and five rebounds in win vs. Arkansas Scored five points and collected four rebounds vs. Missouri on Thursday
MIN	PTS	RBS	BLK	FG%	3FG%	FT%											
20.2	5.2	4.0	0.6	52.5	20.0	67.4											
30		LAKEEM JACKSON - Sr. - G - 6-5 - 235 - Charlotte, N.C. <table border="1"><thead><tr><th>MIN</th><th>PTS</th><th>RBS</th><th>AST</th><th>FG%</th><th>3FG%</th><th>FT%</th></tr></thead><tbody><tr><td>29.5</td><td>7.9</td><td>6.1</td><td>2.0</td><td>55.9</td><td>50.0</td><td>33.9</td></tr></tbody></table>	MIN	PTS	RBS	AST	FG%	3FG%	FT%	29.5	7.9	6.1	2.0	55.9	50.0	33.9	<ul style="list-style-type: none"> Nine points and five rebounds at Missouri, also 3 assists and two steals Near team leaders in several categories, points (7.9), rebounds (6.1), steals (0.8) and assists (2.0) 3 double-doubles this season
MIN	PTS	RBS	AST	FG%	3FG%	FT%											
29.5	7.9	6.1	2.0	55.9	50.0	33.9											
32		DAMIEN LEONARD - So. - G - 6-4 - 190 - Greenville, S.C. <table border="1"><thead><tr><th>MIN</th><th>PTS</th><th>RBS</th><th>AST</th><th>FG%</th><th>3FG%</th><th>FT%</th></tr></thead><tbody><tr><td>15.7</td><td>4.2</td><td>2.1</td><td>0.5</td><td>30.1</td><td>29.9</td><td>76.5</td></tr></tbody></table>	MIN	PTS	RBS	AST	FG%	3FG%	FT%	15.7	4.2	2.1	0.5	30.1	29.9	76.5	<ul style="list-style-type: none"> Had a breakout game vs. Auburn, hitting 6-of-9 from the field, including 5-of-8 from 3-point range for 17 points; also career high nine rebounds Played career high 38 minutes vs. Tennessee on Feb. 10; four points Scored a career high 20 points vs. Missouri on Feb. 28; hitting 6 3s
MIN	PTS	RBS	AST	FG%	3FG%	FT%											
15.7	4.2	2.1	0.5	30.1	29.9	76.5											
33		RJ SLAWSON - Jr. - F - 6-8 - 220 - Charleston, S.C. <table border="1"><thead><tr><th>MIN</th><th>PTS</th><th>RBS</th><th>BLK</th><th>FG%</th><th>3FG%</th><th>FT%</th></tr></thead><tbody><tr><td>16.4</td><td>4.4</td><td>3.6</td><td>0.6</td><td>43.6</td><td>20.0</td><td>68.5</td></tr></tbody></table>	MIN	PTS	RBS	BLK	FG%	3FG%	FT%	16.4	4.4	3.6	0.6	43.6	20.0	68.5	<ul style="list-style-type: none"> Four points and five rebounds in nine minutes off the bench vs. Auburn Key in win at LSU; season high 11 points, 4-of-5 from field and free throw line Season high 12 points at Missouri Three blocks vs. LSU (Feb. 14)
MIN	PTS	RBS	BLK	FG%	3FG%	FT%											
16.4	4.4	3.6	0.6	43.6	20.0	68.5											
35		BRIAN STEELE - Fr. - F - 6-5 - 196 - Greenville, S.C. <table border="1"><thead><tr><th>MIN</th><th>PTS</th><th>RBS</th><th>AST</th><th>FG%</th><th>3FG%</th><th>FT%</th></tr></thead><tbody><tr><td>1.7</td><td>0.7</td><td>0.3</td><td>0.3</td><td>0.0</td><td>0.0</td><td>1.000</td></tr></tbody></table>	MIN	PTS	RBS	AST	FG%	3FG%	FT%	1.7	0.7	0.3	0.3	0.0	0.0	1.000	<ul style="list-style-type: none"> Walk-on forward Named all-state, all-region and all-county during prep career Played two minutes vs. Jacksonville Hit two free throws vs. Presbyterian
MIN	PTS	RBS	AST	FG%	3FG%	FT%											
1.7	0.7	0.3	0.3	0.0	0.0	1.000											
45		CARLTON GEATHERS - R-So. - F - 6-10 - 255 - Georgetown, S.C. <table border="1"><thead><tr><th>MIN</th><th>PTS</th><th>RBS</th><th>AST</th><th>FG%</th><th>3FG%</th><th>FT%</th></tr></thead><tbody><tr><td>7.8</td><td>1.0</td><td>1.5</td><td>0.6</td><td>43.5</td><td>0.0</td><td>66.7</td></tr></tbody></table>	MIN	PTS	RBS	AST	FG%	3FG%	FT%	7.8	1.0	1.5	0.6	43.5	0.0	66.7	<ul style="list-style-type: none"> Sophomore forward who suffered a fractured knee cap over the summer and continues to be out indefinitely. Stats to left based on 2011-12 season.
MIN	PTS	RBS	AST	FG%	3FG%	FT%											
7.8	1.0	1.5	0.6	43.5	0.0	66.7											
55		SHANE PHILLIPS - Sr. - G - 5-10 - 170 - Pittsburgh, Pa. <table border="1"><thead><tr><th>MIN</th><th>PTS</th><th>RBS</th><th>AST</th><th>FG%</th><th>3FG%</th><th>FT%</th></tr></thead><tbody><tr><td>1.9</td><td>0.0</td><td>0.0</td><td>0.1</td><td>0.0</td><td>0.0</td><td>0.0</td></tr></tbody></table>	MIN	PTS	RBS	AST	FG%	3FG%	FT%	1.9	0.0	0.0	0.1	0.0	0.0	0.0	<ul style="list-style-type: none"> Senior walk-on guard who is expected to see playing time this season Saw action in one contest last season, scoring one point Played one minute vs. Morgan State; also vs. Missouri State and UALR Saw action vs. St. John's, Jacksonville and PC
MIN	PTS	RBS	AST	FG%	3FG%	FT%											
1.9	0.0	0.0	0.1	0.0	0.0	0.0											

INTERVIEW POLICIES

All interview requests must be made in advance to SID Emily Feeney in the South Carolina Media Relations Office. Beginning with the start of practice in October, Feeney will release a weekly coach and student-athlete availability schedule to media on Monday's.

Post-Game Interview Policy: After each home game, the visiting coach will address the media first, followed by South Carolina student-athletes then South Carolina head coach Frank Martin. (Depending on deadline, this may be altered on a game-by-game basis).

Road Interview Policy: Interviews with Coach Martin while on the road will be scheduled according to the home post-game media procedure. No student-athlete interviews are allowed until after the game once the team leaves Columbia.

All interviews are to be coordinated through the Media Relations Office. This allows the staff to arrange the interview when it best suits the student-athlete's and the reporter's schedules. Please contact the Media Relations Office in advance to make your interview requests. Media are not permitted to contact student-athletes on their own at any time.

All interviews will take place at the designated media interview site for that day as listed in the weekly availability schedule or in the Media Relations Office.

Dormitory, apartment and cell phone numbers for student-athletes will not be provided to the media. Should you need to conduct a telephone interview with a student-athlete, a call will be placed to you from the student-athlete at a mutually agreeable time.

SOUTH CAROLINA MEDIA RELATIONS

Emily Feeney, primary contact

Assistant Director

cell: 803-727-3284

e-mail: efeeney@mailbox.sc.edu

Website: www.GamecocksOnline.com

Facebook: www.Facebook.com/gamecocksonline

Twitter: @GamecockMBB

STAT COMPARISON

	SC	TEXAS A&M
Record	13-15	16-12
Conference Record	3-12	6-9
Current Streak	L2	L2
Scoring Avg.	66.3	63.9
Opponent Scoring Avg.	68.4	61.7
Scoring Margin	-2.1	+2.2
Field Goal %	.416	.443
Opponent Field Goal %	.446	.414
3-Point Field Goal %	.322	.351
Opponent 3-Point Field Goal %	.328	.335
3-Point Field Goal Made PG	5.9	4.9
3-Point Field Goal Attempts PG	18.2	14.0
Free Throw %	.677	.702
Opponent Free Throw %	.658	.700
Rebounding Avg.	35.8	33.9
Opponent Rebounding Avg.	33.0	32.0
Rebounding Margin	+2.7	+1.8
Turnovers Avg.	15.4	13.1
Opponent Turnover Avg.	14.4	13.8
Assists Avg.	12.0	11.8
Blocks Avg.	3.6	2.9
Steals Avg.	5.3	6.6

WEEKLY MEDIA AVAILABILITY (FEB. 24-MARCH 2)

SUNDAY Feb. 24	MONDAY Feb. 25	TUESDAY Feb. 26	WEDNESDAY Feb. 27	THURSDAY Feb. 28	FRIDAY March 1	SATURDAY March 2
No Availability	SEC Teleconf. Martin at 11:14	No Availability	Martin Press Conference 11 a.m., CLA	vs. Missouri L, 90-68	No Availability	at Texas A&M 7 p.m. ET ESPNU

* All practices are closed • please contact SID Emily Feeney for all media requests

A SOUTH CAROLINA WIN WOULD ...

- Snap a two-game losing streak for the Gamecocks
- Break a five-game road losing streak for Carolina

■ Freshman forward Michael Carrera put together his fifth double-double of the season with team highs of 13 points and 13 rebounds vs. Ole Miss. Carrera has 11 double-figure scoring contests and five double-figure rebounding games this season.

■ South Carolina held an eight-point halftime lead on the road at No. 22 Missouri on Jan. 22, but the Gamecocks were unable to hold the lead down the stretch and the Tigers responded with 44 points in the second half to claim a 71-65 win. Mizzou struggled mightily from the field in the opening half, hitting just 6-of-30 attempts, but 28 points from the free throw line in the contest kept the Tigers within striking distance throughout.

■ Carrera has led Carolina in scoring in five of the last nine games and in rebounding in seven of the last nine. Over the stretch, he is averaging 11.1 points and 7.6 rebounds per game.

■ South Carolina shot 50 percent (13-26) from the floor in the second half of the Feb. 16 contest at Alabama, but the Gamecocks were unable to overcome an early 23-point Alabama advantage, and suffered a 68-58 loss on the road in Tuscaloosa. Junior guard Brenton Williams led the Gamecocks with 14 points off the bench, while senior forward Lakeem Jackson pulled down a team high nine rebounds. It marked the seventh time this season that Williams has led, or shared the team lead, in scoring and the ninth time for Jackson in the rebounding column.

■ South Carolina shot a season high 57.7 percent (30-52) from the field, including a near season best of hitting 7-of-12 (58.3%) from beyond the arc, in a convincing 75-54 victory over Arkansas at Colonial Life Arena on Jan. 26. The win marked Carolina's first in league play at home this season. The 21-point margin of victory marked the largest in conference play since an 18-point win over Kentucky on Feb. 25, 2009. It was the first margin of at least 20 points in SEC play since an 83-61 win over Mississippi State on Feb. 11, 2006. Both of those wins occurred at Colonial Life Arena.

■ After trailing 15-3, South Carolina ended the first half vs. Arkansas on a 40-11 run over the final 14:49 of the first half.

■ Carolina's 75 points vs. Arkansas were the most in a regulation SEC game since posting a 79-73 win vs. Ole Miss on Feb. 22, 2011.

■ South Carolina earned the first SEC win for head coach Frank Martin at LSU on Jan. 16 in an 82-73 overtime decision. Carolina was once again stellar in overtime, hitting 9-of-10 attempts in the extra session from the free throw line. Carrera posted 23 points in 24 minutes off the bench to pace the Gamecocks in the contest.

■ Carrera (23 points, 10 rebounds) and senior forward Lakeem Jackson (11 points, 11 rebounds) both collected double-doubles in the contest at LSU, marking the first time that two Gamecocks have had a double-double in the same game since the 2008 campaign.

■ Carrera's 23 points scored vs. LSU were the most by a Gamecock this season, and the most by a Gamecock freshman since then-freshman Bruce Ellington also posted 23 at Florida on Jan. 15, 2011.

■ Senior guard LaShay Page, a post-graduate student from Dillon, S.C., will not compete with the South Carolina men's basketball team for the remainder of the 2012-13 season due to an academic eligibility issue.

SCOUTING TEXAS A&M

Texas A&M holds a 16-12 overall record, which includes a 6-9 mark in league games. The Aggies are currently 11th in league standings entering Saturday's contest. Senior guard Elston Turner paces the team with 17.6 points per game, which ranks third in the SEC. In strictly league games, he provides 19.4 points per game, which ranks second in the league. Turner has eight 20-point scoring games this season, including posting 40 at Kentucky and 38 on Feb. 23 at Tennessee (4OT loss). Sophomore forward Kourtney Roberson leads the team with 6.9 rebounds per game and senior forward Ray Turner collects 6.2 per contest. Roberson leads the way in conference games with 7.9 rebounds per game, which ranks sixth in the league. The Aggies have lost three of their last five games entering Saturday's contest. The squad is led by Bill Kennedy in his second season.

BY THE NUMBERS

20 - Due to solid shooting percentages by both the Gamecocks and Tigers, South Carolina collected a season low 20 rebounds vs. Missouri on Thursday. The Tigers only collected 28.

6 - Damien Leonard's six made 3-point field goals vs. Missouri marked the most by any Gamecock in a single game this season. The previous high was Leonard with five vs. Auburn, Brian Richardson with five at Mississippi State and Brenton Williams, also with five, vs. Rider.

14 - South Carolina collected 14 assists on 24 made baskets vs. Missouri, led by Bruce Ellington and Eric Smith with four dimes each. The Gamecocks average 12.0 assists per game in overall games this season and 10.4 per league game.

7.1 - Freshman forward Michael Carrera's 7.1 rebounds per league games rank seventh in the SEC. He is the top rebounding active freshman in the category.

UP NEXT FOR THE GAMECOCKS

South Carolina returns to Colonial Life Arena for the final regular season home contest on Wednesday, hosting Mississippi State in a 7 p.m. ET contest. The night will serve as Senior Night for Lakeem Jackson, Shane Phillips and managers, Josh King and Bubba Wright.

TREND SETTING

Gamecock trends under Frank Martin ...

■ South Carolina is 8-7 when posting at least six made 3s in a game.

- South Carolina hit eight 3s vs. Ole Miss on Feb. 20, the most in a game for Carolina in the previous 11 games, as Carolina also hit eight from beyond the arc vs. Auburn on Jan. 12.

■ South Carolina is 9-4 when scoring more points in the paint than its opponent.

- The Gamecocks average 28.4 points in the paint per game, compared to 30.5 from opponents.

► ASSOCIATED PRESS TOP 25

Feb. 25, 2013

Rk.	Team	Record	Pts.
1	Indiana (64)	24-3	1,624
2	Gonzaga (1)	27-2	1,530
3	Duke	24-3	1,461
4	Michigan	23-4	1,411
5	Miami (FL)	22-4	1,317
6	Kansas	23-4	1,272
7	Georgetown	21-4	1,236
8	Florida	22-4	1,164
9	Michigan State	22-6	1,105
10	Louisville	22-5	1,047
11	Arizona	23-4	998
12	Syracuse	22-5	915
13	Kansas State	22-5	875
14	New Mexico	23-4	764
15	Oklahoma State	20-6	692
16	Ohio State	20-7	675
17	Wisconsin	19-8	558
18	Saint Louis	21-5	495
19	Memphis	24-3	453
20	Butler	22-6	351
21	Notre Dame	22-6	328
22	Marquette	19-7	317
23	Pittsburgh	21-7	158
24	Oregon	22-6	61
25	Louisiana Tech	24-3	54

Others receiving votes: Colorado State 49, Virginia Commonwealth 45, Akron 43, Wichita State 35, Saint Mary's 24, Illinois 19, Connecticut 18, UNLV 13, North Carolina 8, California 5, Middle Tennessee 2, Missouri 1, Belmont 1, Stephen F. Austin 1

Dropped from rankings: Colorado State 22, Virginia Commonwealth 24

► ESPN/USA TODAY TOP 25

Feb. 25, 2013

Rk.	Team	Record	Pts.
1	Indiana (28)	24-3	772
2	Gonzaga (3)	27-2	738
3	Duke	24-3	700
4	Michigan	23-4	654
5	Kansas	23-4	619
6	Florida	22-4	596
7	Miami (FL)	22-4	581
8	Georgetown	21-4	552
9	Louisville	22-5	535
10	Michigan State	22-6	520
11	Arizona	23-4	458
12	Syracuse	22-5	420
13	Kansas State	22-5	398
14	New Mexico	23-4	369
15	Ohio State	20-7	328
16	Wisconsin	19-8	284
17	Memphis	24-3	281
18	Oklahoma State	20-6	277
19	Saint Louis	21-5	199
20	Notre Dame	22-6	169
21	Butler	22-6	161
22	Marquette	19-7	104
23	Saint Mary's	24-5	54
24	Akron	22-4	53
25	Virginia Commonwealth	22-6	52

Others receiving votes: Pittsburgh 38, Oregon 37, Middle Tennessee 29, Louisiana Tech 24, San Diego State 13, UNLV 12, Wichita State 12, Colorado State 10, Connecticut 5, Illinois 5, Oklahoma 5, North Carolina 3, California 3, UCLA 2, Belmont 1, Creighton 1, Kentucky 1

Dropped from rankings: Colorado State 21, Pittsburgh 22, Oregon 23



SOUTHEASTERN CONFERENCE STANDINGS

As of March 1, 2012

Team	Conference	Overall
Florida	12-3	22-5
Alabama	11-4	19-9
Kentucky	11-4	20-8
Ole Miss	10-5	21-7
Tennessee	9-6	17-10
Missouri	9-6	20-8
LSU	8-7	17-9
Arkansas	8-7	17-11
Georgia	7-8	13-15
Vanderbilt	6-9	12-15
Texas A&M	6-9	16-12
South Carolina	3-11	13-14
Auburn	3-12	9-19
Mississippi State	2-13	7-20

COACHES TELECONFERENCE

The weekly SEC men's basketball coaches teleconference is scheduled for every Monday Jan. 4 - March 5.

The 12 Southeastern Conference men's head basketball coaches will be featured from 10:00 - 11:17 a.m. (CT).

Media representatives wishing to participate in the teleconference should contact the SEC Media Relations Department for further details. Each coach will appear on the teleconference for seven minutes, according to the following schedule:

ORDER OF APPEARANCE

(All Times Eastern)

11:00 a.m.	Kevin Stallings, Vanderbilt
11:07 a.m.	Billy Donovan, Florida
11:14 a.m.	Frank Martin, South Carolina
11:21 a.m.	Mark Fox, Georgia
11:28 a.m.	Johnny Jones, LSU
11:35 a.m.	John Calipari, Kentucky
11:42 a.m.	Cuonzo Martin, Tennessee
11:49 a.m.	Mike Anderson, Arkansas
11:56 a.m.	Anthony Grant, Alabama
12:03 a.m.	Tony Barbee, Auburn
12:10 a.m.	Andy Kennedy, Ole Miss
12:17 a.m.	Rick Ray, Miss. State
12:24 a.m.	Frank Haith, Missouri
12:31 a.m.	Billy Kennedy, Texas A&M

In addition, the SEC men's basketball teams who make it to postseason will be on a teleconference on Monday, March 18 beginning at 11:00 a.m. ET.

All SEC basketball teleconferences can be listened to on the internet at www.secsports.com shortly after the conclusion of the teleconference

SOUTH CAROLINA BENCH PRODUCTION

GAME	SC-OPP	DIFF.	SC HIGH BENCH SCORER
Milwaukee	28-16	+12	Williams, 14
Morgan State	18-13	+3	Richardson, 10
Rider	32-9	+23	Kacinas, 18
Elon	16-13	+3	Richardson, 7
vs. Missouri St.	37-13	+24	Carrera, 18
vs. UALR	30-13	+17	Kacinas, 13
at St. John's	37-29	+8	Williams, 10
Clemson	40-20	+21	Williams, 16
Jacksonville	46-41	+5	Richardson, 16
Appalachian State	25-23	+2	Williams, 11
vs. Manhattan	21-25	-4	Richardson, 12
Presbyterian	25-10	+15	Leonard, 15
SC State	25-10	+15	Williams, 14
at Miss State	11-22	-11	Chatkevicius, 4
Auburn	27-27	-	Leonard, 17
at LSU	53-17	+36	Carrera, 23
Vanderbilt	23-25	-2	Williams, 16
at Missouri	30-23	+7	Williams, 16
Arkansas	27-9	+18	Richardson, 20
at Florida	8-21	-13	Kacinas/Leonard, 4
Georgia	21-34	-13	Richardson, 12
at Kentucky	16-20	-4	Leonard, 6
Tennessee	13-30	-17	Smith, 9
LSU	9-13	-4	Slawson, 4
at Alabama	26-23	+3	Williams, 14
Ole Miss	18-9	+9	Williams, 8
at Georgia	23-30	-7	Williams, 9
Missouri	49-19	+30	Leonard, 20
at Texas A&M			
Miss State			
at Vanderbilt			
SEC Tournament			
NCAA Tournament			

SPECIALTY STATS

(PP) points in paint; (OT) points off turnovers; (2nd) second chance points; (FB) fast break points

(South Carolina-Opponent)

GAME	PP	OT	2ND	FB
Milwaukee	46-20	17-15	14-10	12-4
Morgan State	34-48	22-20	19-4	6-14
Rider	34-42	24-21	9-4	12-12
Elon	22-24	17-18	15-6	14-6
vs. Missouri St.	20-34	14-26	5-12	3-4
vs. UALR	38-26	22-14	19-9	10-2
at St. John's	34-30	6-10	23-14	2-11
Clemson	26-26	14-23	15-10	8-8
Jacksonville	36-36	6-20	11-8	14-14
Appalachian State	36-32	13-26	8-13	7-12
vs. Manhattan	26-20	20-12	22-10	2-6
Presbyterian	30-24	16-12	19-5	12-7
SC State	48-38	20-8	19-17	5-10
at Miss State	20-34	15-28	10-6	2-14
Auburn	24-26	18-15	20-8	7-12
at LSU	36-30	27-17	12-7	8-4
Vanderbilt	18-20	17-9	7-8	4-9
at Missouri	26-28	13-17	10-20	8-10
Arkansas	40-34	14-26	15-11	18-14
at Florida	18-28	2-22	6-7	4-16
Georgia	20-24	9-16	13-6	9-11
at Kentucky	18-42	16-8	8-8	2-8
Tennessee	30-28	19-10	10-12	10-4
LSU	24-40	12-18	10-13	11-12
at Alabama	34-26	15-18	8-13	12-4
Ole Miss	32-28	8-8	14-9	6-11
at Georgia	22-20	12-18	9-14	2-4
Missouri	24-46	16-17	12-8	4-21
at Texas A&M				
Miss State				
at Vanderbilt				
SEC Tournament				
NCAA Tournament				
SC Total	796	424	362	214
SC Average	28.4	15.1	12.9	7.6
Opp Total	854	487	272	250
Opp Average	30.5	17.4	9.7	8.9

UNIVERSITY INFORMATION

Location..... Columbia, S.C.
 Founded 1801
 Enrollment 30,721
 Nickname..... Gamecocks
 Colors Garnet (PMS 202) and Black
 National Affiliation..... NCAA Division I
 Conference Southeastern (SEC)
 Athletics Web Address..... www.GamecocksOnline.com
 University Web Address www.sc.edu
 President Dr. Harris Pastides
 NCAA Representative..... Dr. Zach Kelehear
 Athletics Director Ray Tanner
 Basketball Administrator/Chief Operating Officer Kevin O'Connell

BASKETBALL STAFF/INFORMATION

Head Coach..... Frank Martin
 Alma Mater Florida International, '93
 Record At South Carolina/Seasons First Season
 Overall Record/Seasons..... 130-69 (.653), 6th season
 Associate Head Coach..... Brad Underwood (Kansas State, '86)
 Assistant Coach/Recruiting Coordinator..... Matt Figger (Eastern Kentucky, '95)
 Assistant Coach..... Lamont Evans (Kansas State, '09)
 Director of Basketball Operations..... Andy Assaley (Cincinnati, '96)
 Strength & Conditioning Coach..... Scott Greenawalt (Muskingum College, '98)
 Athletic Trainer..... Mark Rodger (Buffalo, '01)
 Video Coordinator..... Dylan Lockwood (Cazenovia, '05)
 Grad. Student Mgr./Student-Athlete Development... Doug Edwards (Florida State, '07)
 Graduate Student Manager Darren Kent (Kansas State, '09)
 Home Arena..... Colonial Life Arena
 Capacity..... 18,000
 Arena General Manager Lexi Boone
 Press Row Phone Number 803-777-6182

BASKETBALL HISTORY

First Year of Basketball..... 1908
 All-Time Record..... 1,310-1,164-1 (.529)
 Overall Postseason Record..... 25-18
 NCAA Tournament Appearances..... 1971, 1972, 1973, 1974, 1989, 1997,
 1998, 2004
 NCAA Tournament Record 4-9
 Last NCAA Tournament Appearance..... 2004, L vs. Memphis, 59-43
 NIT Appearances..... 1969, 1975, 1978, 1983, 1991, 1996,
 2001, 2002, 2005, 2006, 2009
 NIT Record 21-9
 Last NIT Appearance..... 2009, L vs. Davidson, 70-63
 Conference Championships ..1970 ACC, 1997 SEC, 2009 SEC East Co-Champs
 Conference Tournament Titles..... 1934 SoCon, 1971 ACC

TEAM INFORMATION

2011-12 Record 10-21
 Southeastern Conference Record/Finish 2-14/12th
 Postseason..... None
 Letterwinners Returning/Lost..... 9/3
 Starters Returning/Lost..... 2/3*
 *based on final game starters from 2011-12 season
 Newcomers..... 4
 Roster Breakdown 3 freshmen, 2 sophomores, 5 juniors, 3 seniors

MEDIA RELATIONS

Asst. Media Relations Director/Men's Basketball Contact Emily Feeney-Molinary
 Feeney's email efeeney@mailbox.sc.edu
 Feeney's office phone 803-777-7743
 Website..... GamecocksOnline.com



HEAD COACH FRANK MARTIN

COACHING CAREER

KANSAS STATE (2007-12)

2007-08	21-12	NCAA, 2nd Round
2008-09	22-12	NIT, 2nd Round
2009-10	29-8	NCAA, Elite Eight
2010-11	23-11	NCAA, 3rd Round
2011-12	22-11	NCAA, 3rd Round
5 years	117-54 (.684)	7-5 postseason record



SOUTH CAROLINA (2012-PRESENT)

2012-13	13-15	-
1 year	13-15	
Career Total	130-69 (.653)	

COACHING

EXPERIENCE

28th season

COLLEGE EXPERIENCE

13th season

COLLEGE HEAD COACH EXPERIENCE

6th season

HIRE DATE AT CAROLINA

March 27, 2012

PERSONAL

HOMETOWN

Miami, Fla.

ALMA MATER

Florida International, 1993 (B.A. Physical Education)

FAMILY

Wife, Anya

Children, Brandon, Amalia and Christian

COACHING RESUME

HIGH SCHOOL

Miami Senior High, 1985-93

Varsity Boys' Assistant Coach

Junior Varsity Boys' Head Coach

North Miami High, Head Coach, 1993-95

Miami Senior High, Head Coach, 1995-98

B.T. Washington High, Head Coach, 1999-2000

COLLEGE ASSISTANT COACH

Northeastern, 2000-04

Cincinnati, 2004-06

Kansas State, 2006-07

COLLEGE HEAD COACH

Kansas State, 2007-12

South Carolina, 2012-present

■ South Carolina is 10-7 when holding its opponents to under 45 percent from the field.

- Missouri shot just 33.3 percent on Jan 22, the second-lowest percentage by a Gamecock opponent this season.

ELLINGTON WRAPS HIGHLY SUCCESSFUL FOOTBALL SEASON AT OUTBACK BOWL ON JAN. 1

Sophomore wide receiver Bruce Ellington had a stellar season on the football field in 2012. The Moncks Corner, S.C., native compiled 1,034 all purpose yards this season, including 600 receiving yards (team high) and 406 yards on kick returns. Ellington scored seven touchdowns, including the game-winning TD in the Jan. 1 Outback Bowl vs. Michigan. He was also instrumental in Carolina's win vs. Clemson in late November, when he logged a career high seven catches for two scores vs. the Tigers.

HEAD COACH FRANK MARTIN

South Carolina head coach Frank Martin has enjoyed much success early in his head coaching career. Martin spent the past five season as the head coach at Kansas State, leading the Wildcats to the NCAA Tournament four times, including a trip to the Elite Eight during the 2009-10 campaign when the squad won a school-record 29 contests. Martin's Wildcats won at least 21 games in each of his five seasons at the helm, compiling a record of 117-54 (.684) under his direction. During that time, Kansas State posted a 50-32 (.609) record in Big 12 Conference games, finishing fifth or higher in each season, while finishing third or higher three times.

2013 SEC TOURNAMENT

The 2013 SEC Men's Basketball Tournament will be played March 13-17 at Bridgestone Arena in Nashville, Tenn. The men's basketball tournament has expanded to include all 14 teams and will be seeded 1-14. The tournament will begin on Wednesday, March 13 with matchups between the No. 11 and No. 14 seeds and the No. 12 and No. 13 seeds. The winners will advance to meet the sixth and fifth seeds, respectively, on Thursday. Also playing on Thursday will be the No. 8 and No. 9 seeds and the No. 7 and No. 10 seeds. The top four seeds in the tournament will receive byes until Friday's quarterfinal round.

FIRST MEETING VS. TEXAS A&M

NON-CONFERENCE SCHEDULE

The 2012-13 non-conference slate features 10 home dates, including one exhibition, to be played at Colonial Life Arena, two trips to New York City and an international visit to Puerto Vallarta, Mexico, to highlight the lineup. In the non-conference portion of its schedule, the Gamecocks will take part in three events, including the Hoops for Hope Classic with games in Columbia and Puerto Vallarta, Mexico, the annual SEC/BIG EAST Challenge, as well as the Brooklyn Hoops Holiday Invitational. The latter two will see the Gamecocks travel to New York City.

EXCEPTIONAL COACHING STAFF

The South Carolina men's basketball staff has nearly 100 years of coaching experience combined from the high school level, through the junior college ranks and at elite level programs in Division I basketball. Head coach Frank Martin is in his 13th season of coaching in college basketball, associate head coach Brad Underwood in his 27th, assistant coach Matt Figger in his 20th and Lamont Evans in his fifth.

CHATKEVICIUS MISSED FIRST SIX GAMES

South Carolina head men's basketball coach Frank Martin announced on Nov. 11 that freshman forward Laimonas Chatkevicius would miss the first six games of the 2012-13 season. The NCAA determined that Chatkevicius received impermissible benefits from his host family prior to enrolling at the University of South Carolina, and as a result he will be withheld from the first six games. He was able to return to game action vs. St. John's.

MARTIN CONFIRMS SIGNING OF RINGER, MCKIE AND THORNWELL

Martin on Desmond Ringer (F/C – 6-9 – 260 – McDonough, Ga. – Eagle's Landing)

"Desmond Ringer gives us size, strength, athleticism and skill on the front line. He comes from a very successful high school program, and we're excited to have him be part of our family. He is a guy that understands how to play, and he has great size and real good hands. Desmond is someone that we feel will become a big-time presence on the front line for many years to come."

Martin on Justin McKie (G – 6-4 – 180 – Columbia, S.C. - Irmo)

"With his name alone, it should give people an understanding of the kind of bloodlines that he has. Justin loves to win, and he is coached by Tim Whipple, one of the great coaches in the country, not just in high school basketball or in this state. In my seven months here, Justin has improved as much as any player that I have watched. We really like his toughness, his ability to play defense in a system that is similar to ours and his length and size on the perimeter. He is someone that, as we move forward, we think he is definitely a great part of building a championship program."

Martin on Sindarius Thornwell (G – 6-5 – 180 – Lancaster, S.C. – Oak Hill Academy)

"Sindarius Thornwell is an extremely talented guard, and he is a winner. In today's day and age, you have players that are highly ranked across the country that have a sense of entitlement, and he does not. He remains very humble and very loyal to his state. With his choice to play at South Carolina, it shows the kind of love that he, along with the other guys, have for this University. For he and Justin, representing their state was something very important to them. Sindarius has a chance to be a special player in our program. He is another big guard, who can play the point guard position, as well as the two and three. He is the consummate winner; he defends, he rebounds and he is a great decision maker with the basketball."

ROSTER BREAKDOWN

RETURNING STARTERS (2)

Bruce Ellington
Damien Leonard
**based on final game of 2011-12 season*

RETURNING LETTERWINNERS (9)

Bruce Ellington
Carlton Geathers
Lakeem Jackson
Damien Leonard
Shane Phillips
Brian Richardson
RJ Slawson
Eric Smith
Brenton Williams

GUARDS (8)

Austin Constable
Bruce Ellington
Damien Leonard
LaShay Page
Shane Phillips
Brian Richardson
Eric Smith
Brenton Williams

FORWARDS (7)

Michael Carrera
Laimonas Chatkevicius
Carlton Geathers
Lakeem Jackson
Mindaugas Kacinas
RJ Slawson
Brian Steele

BY HEIGHT

Laimonas Chatkevicius - 6'11"
Carlton Geathers - 6'10"
RJ Slawson - 6'8"
Mindaugas Kacinas - 6'7"
Lakeem Jackson - 6'5"
Michael Carrera - 6'5"
Brian Steele - 6'5"
Brian Richardson - 6'4"
Damien Leonard - 6'4"
LaShay Page - 6'2"
Austin Constable - 6'0"
Brenton Williams - 5'11"
Eric Smith - 5'11"
Shane Phillips - 5'10"
Bruce Ellington - 5'9"

PRONUNCIATION

Lie-MOAN-us Ha-KEV-A-chus
Min-DAWG-us Kye-chin-iss

2012-13 SOUTH CAROLINA ROSTER

ALPHABETICAL

No.	Name	Pos.	Ht.	Wt.	Cl.	Exp.	Hometown/High/Last School
24	Michael Carrera	F	6-5	212	FR	HS	Anzoátegui, Venezuela/Montrose Christian School
14	Laimonas Chatkevicius	F	6-11	255	FR	HS	Klaipeda, Lithuania/South Kent School
12	Austin Constable*	F	6-0	175	FR	HS	West Chester, Pa./Henderson
23	Bruce Ellington	G	5-9	197	JR	2VL	Moncks Corner, S.C./Berkeley
45	Carlton Geathers	F	6-10	255	RS SO	1VL	Georgetown, S.C./Carvers Bay
30	Lakeem Jackson	F	6-5	235	SR	3VL	Charlotte, N.C./Christ School
25	Mindaugas Kacinas	F	6-7	210	FR	HS	Klaipeda, Lithuania/Word of Life Fire Traditional School
32	Damien Leonard	G	6-4	190	SO	1VL	Greenville, S.C./J.L. Mann
0	LaShay Page	G	6-2	195	SR	2VL	Dillon, S.C./Dillon/Southern Mississippi
55	Shane Phillips*	G	5-10	170	SR	1L	Pittsburgh, Pa./Wheeling (W.Va.) Central
2	Brian Richardson	G	6-4	175	JR	2VL	Wilson, N.C./Greenfield School
33	RJ Slawson	F	6-8	220	JR	2VL	Charleston, S.C./Fort Dorchester
5	Eric Smith	G	5-11	205	JR	2VL	Mullins, S.C./Christ School
35	Brian Steele*	F	6-5	196	FR	HS	Greenville, S.C./Wade Hampton School
1	Brenton Williams	G	5-11	175	JR	1VL	Kissimmee, Fla./Osceola High School/Santa Fe College

NUMERICAL

No.	Name	Pos.	Ht.	Wt.	Cl.	Exp.	Hometown/High/Last School
0	LaShay Page	G	6-2	195	SR	2VL	Dillon, S.C./Dillon/Southern Mississippi
1	Brenton Williams	G	5-11	175	JR	1VL	Kissimmee, Fla./Osceola High School/Santa Fe College
2	Brian Richardson	G	6-4	175	JR	2VL	Wilson, N.C./Greenfield School
5	Eric Smith	G	5-11	205	JR	2VL	Mullins, S.C./Christ School
12	Austin Constable*	F	6-0	175	FR	HS	West Chester, Pa./Henderson
14	Laimonas Chatkevicius	F	6-11	255	FR	HS	Klaipeda, Lithuania/South Kent School
23	Bruce Ellington	G	5-9	197	JR	2VL	Moncks Corner, S.C./Berkeley
24	Michael Carrera	F	6-5	212	FR	HS	Anzoátegui, Venezuela/Montrose Christian School
25	Mindaugas Kacinas	F	6-7	210	FR	HS	Klaipeda, Lithuania/Word of Life Fire Traditional School
30	Lakeem Jackson	F	6-5	235	SR	3VL	Charlotte, N.C./Christ School
32	Damien Leonard	G	6-4	190	SO	1VL	Greenville, S.C./J.L. Mann
33	RJ Slawson	F	6-8	220	JR	2VL	Charleston, S.C./Fort Dorchester
35	Brian Steele*	F	6-5	196	FR	HS	Greenville, S.C./Wade Hampton School
45	Carlton Geathers	F	6-10	255	RS SO	1VL	Georgetown, S.C./Carvers Bay
55	Shane Phillips*	G	5-10	170	SR	1L	Pittsburgh, Pa./Wheeling (W.Va.) Central

Head Coach: Frank Martin (Florida International, '93)

Associate Head Coach: Brad Underwood (Kansas State, '86)

Assistant Coach/Recruiting Coordinator: Matt Figger (Eastern Kentucky, '95)

Assistant Coach: Lamont Evans (Kansas State, '09)

Director of Basketball Operations: Andy Assaley (Cincinnati, '96)

Strength & Conditioning Coach: Scott Greenawalt (Muskingum College, '98)

Athletic Trainer: Mark Rodger (Buffalo, '01)


Video Coordinator: Dylan Lockwood (Cazenovia, '05)

Graduate Student Manager/Student-Athlete Development: Doug Edwards (Florida State, '07)

Graduate Student Manager: Darren Kent (Kansas State, '09)

** indicates walk-on*

RADIO/TV SPOT CHART




#0

LASHAY PAGE
Sr. - G - 6-2 - 195
Dillon, S.C.
Southern Miss.



#1

BRENTON WILLIAMS
Jr. - G - 5-11 - 175
Kissimmee, Fla.
Santa Fe College




#2

BRIAN RICHARDSON
Jr. - G - 6-4 - 175
Wilson, N.C.
Greenfield School



#5

ERIC SMITH
Jr. - G - 5-11 - 205
Mullins, S.C.
Christ School



#12

AUSTIN CONSTABLE
Fr. - G - 6-0 - 175
West Chester, Pa.
Henderson



#14

LAIMONAS CHATKEVICIUS
Fr. - F - 6-11 - 255
Klaipeda, Lithuania
South Kent (Conn.)
School




#23

BRUCE ELLINGTON
Jr. - G - 5-9 - 197
Moncks Corner, S.C.
Berkeley



#24

MICHAEL CARRERA
Fr. - F - 6-5 - 212
Anzoátegui, Venezuela
Montrose Christian



#25

MINDAUGAS KACINAS
Fr. - F - 6-7 - 210
Klaipeda, Lithuania
Word of Life Fire
Traditional School



#30

LAKEEM JACKSON
Sr. - F - 6-5 - 235
Charlotte, N.C.
Christ School



#32

DAMIEN LEONARD
So. - G - 6-4 - 190
Greenville, S.C.
J.L. Mann




#33

RJ SLAWSON
Jr. - F - 6-8 - 220
Charleston, S.C.
Fort Dorchester



#35

BRIAN STEELE
Fr. - F - 6-5 - 196
Greenville, S.C.
Wade Hampton School



#45

CARLTON GEATHERS
R-So. - F - 6-10 - 255
Georgetown, S.C.
Carvers Bay



#55

SHANE PHILLIPS
Sr. - G - 5-10 - 170
Pittsburgh, Pa.
Wheeling Central (W.Va.)



FRANK MARTIN
Head Coach



BRAD UNDERWOOD
Associate Head Coach



MATT FIGGER
Assistant Coach/
Recruiting Coordinator



LAMONT EVANS
Assistant Coach



ANDY ASSALEY
Director of Basketball
Operations



SCOTT GREENAWALT
Strength & Conditioning
Coach



MARK RODGER
Athletic Trainer



DOUG EDWARDS
Grad. Student Manager/
Student-Athlete
Development



DARREN KENT
Grad. Student Manager



DYLAN LOCKWOOD
Video Coordinator



EMILY FEENEY
Media Relations

GAMECOCKS RECORD WHEN ...

At home	9-8
On the road	1-7
At neutral sites	3-0
In overtime	3-1
vs. Top 25 team	0-2
vs. Top 10 team	0-1
vs. Top 3 team	0-0
Leading at half	11-3
Trailing at half	2-11
Tied at half	0-1
Shooting 50% or better	6-0
Shooting between 39-49%	7-5
Shooting less than 39%	0-10
Opp. shooting 50% or better	2-6
Opp. shooting between 39-49%	6-6
Opp. shooting less than 39%	5-3
Shooting better than opp.	12-2
Shooting worse than/equal to opp.	1-13
Starters out-score opp. starters	6-4
Opp. starters score/equal more	7-11
Bench out-scores opp. bench	12-6
Opp. bench scores/equals more	1-9
Having more FTs than opp.	7-1
Having equal/less FTs than opp.	6-15
Have more TOs than opp.	7-5
Having equal/less TOs than opp.	6-9
Having more rebounds than opp.	10-6
Having equal/less rebounds than opp.	3-9
Making 6 or more 3FGs	9-7
Having 15 or more assists	7-2
Having less than 15 assists	6-14
Score more points in paint than opp.	9-4
Scoring equal/less points in paint than opp.	4-11
Scoring more points off TOs than opp.	8-4
Scoring equal/less points off TOs than opp.	5-11
Scoring more 2nd-chance points than opp.	11-7
Scoring equal/less 2nd-chance points than opp.	2-8
Scoring more fast break points than opp.	5-3
Scoring equal/less fast break points than opp.	8-12
Wearing White uniforms	5-5
Wearing Garnet uniforms	1-4
Wearing Black uniforms	2-2
Wearing Gray Uniforms	5-4
Playing on live TV	9-14
Playing in November	5-2
Playing in December	4-1
Playing in January	3-5
Playing in February	1-7
Playing in March	0-0
Playing a day-game	3-6
Playing a night-game	9-7
Playing on Sunday	2-2
Playing on a Monday	1-0
Playing on a Tuesday	0-2
Playing on a Wednesday	3-3
Playing on a Thursday	0-3
Playing on a Friday	3-0
Playing on a Saturday	4-5
Scoring margin is 5 points or less	2-3
Margin is between 6-10	4-5
Margin is between 11-20	6-3
Margin is more than 20	1-4
Scoring 59 points or less	0-10
Scoring 60-69 points	2-4
Scoring 70-79 points	5-1
Scoring 80-89 points	5-0
Scoring 90-99 points	1-0
Scoring 100+ points	0-0

MISCELLANEOUS

Current streak	L2
Home court streak	L1
Away streak	L5
Neutral court streak	W3

2012-13 SUPERLATIVES

(tied for team lead also included)

Scoring Leaders	'12-13	Career
LaShay Page	3	3*
Brenton Williams	7	8
Lakeem Jackson	4	6
Michael Carrera	8	8
Brian Richardson	3	5
Bruce Ellington	2	22
Damien Leonard	1	4

Rebounding Leaders	'12-13	Career
Michael Carrera	11	11
Lakeem Jackson	9	25
LaShay Page	1	1*
Mindaugas Kacinas	3	3
Laimonas Chatkevicius	3	3
Damien Leonard	3	3
Brian Richardson	1	1
Bruce Ellington	1	2

Assists Leaders	'12-13	Career
Eric Smith	15	21
Lakeem Jackson	7	30
Brian Richardson	3	4
Bruce Ellington	10	44
Brenton Williams	1	1
Damien Leonard	1	2

Blocks Leaders	'12-13	Career
Michael Carrera	7	7
RJ Slawson	7	12
Damien Leonard	1	1
Brenton Williams	2	2
Brian Richardson	3	3
Lakeem Jackson	7	10
Mindaugas Kacinas	6	6
LaShay Page	1	1*
Laimonas Chatkevicius	3	3
Bruce Ellington	1	2

Steals Leaders	'12-13	Career
Lakeem Jackson	9	26
Eric Smith	7	8
Brenton Williams	8	11
Brian Richardson	4	11
Mindaugas Kacinas	2	2
LaShay Page	1	1*
Michael Carrera	3	3
Damien Leonard	2	5
RJ Slawson	4	9
Bruce Ellington	9	23

Double-Figure Scoring	'12-13	Career
Michael Carrera	11	11
Lakeem Jackson	11	29
LaShay Page	5	5*
Brenton Williams	15	21
RJ Slawson	3	6
Eric Smith	5	7
Brian Richardson	11	21
Mindaugas Kacinas	5	5
Bruce Ellington	8	36
Damien Leonard	4	12
Laimonas Chatkevicius	1	1

20+ points	'12-13	Career
LaShay Page	2	2*
Brenton Williams	1	1
Brian Richardson	2	2
Damien Leonard	1	1

30+ points	'12-13	Career
-	-	-

Double-Figure Rebounding	'12-13	Career
Michael Carrera	5	5
Mindaugas Kacinas	3	3
Lakeem Jackson	5	11
Laimonas Chatkevicius	1	1

5+ assists	'12-13	Career
Eric Smith	8	9
Lakeem Jackson	2	8
Bruce Ellington	2	11

3+ steals	'12-13	Career
Eric Smith	2	2
Bruce Ellington	2	4
Michael Carrera	1	1
Lakeem Jackson	1	8
Brenton Williams	1	4

2+ blocks	'12-13	Career
Michael Carrera	4	4
Lakeem Jackson	6	10
Mindaugas Kacinas	5	5
Brian Richardson	1	1
RJ Slawson	2	5
Laimonas Chatkevicius	3	3
Bruce Ellington	1	1

Double-Doubles	'12-13	Career
Michael Carrera	5	5
Lakeem Jackson	3	4
Mindaugas Kacinas	1	1

Clutch Free Throws (under 5 min/OT)

Brenton Williams	17-20	.850
Michael Carrera	16-20	.800
Eric Smith	15-23	.652
Lakeem Jackson	3-16	.188
RJ Slawson	1-7	.142
Damien Leonard	6-8	.750
LaShay Page	14-15	.933
Bruce Ellington	12-18	.667
Laimonas Chatkevicius	2-6	.333
Brian Steele	2-2	1.000
Brian Richardson	11-14	.786
Mindaugas Kacinas	13-17	.765
Totals	112-166	.675

* indicates at South Carolina

Miscellaneous

Largest Halftime Lead		
SC	27, vs. Jacksonville, Dec. 7, 2012	
Opp	23, at Florida, Jan. 30, 2013	
Smallest Halftime Lead		
SC	1, vs. Auburn, Jan. 12, vs. UGA, Feb. 2, vs. Ole Miss, Feb. 20	
Opp	1, Clemson, Dec. 2, 2012	
Fewest Points In First Half		
SC	10, at Florida, Jan. 30, 2013	
Opp	22, UALR, Nov. 25, 2012	
Most Points In First Half		
SC	57, vs. Jacksonville, Dec. 7, 2012	
Opp	45, Kentucky, Feb. 5, 2013	
Most Points In Second Half		
SC	44, vs. Rider, Nov. 19, 2012	
Opp	51, St. John's, Nov. 29, 2012	
Fewest Points In Second Half		
SC	22, vs. LSU, Feb. 14, 2013	
Opp	25, Missouri State, Nov. 24, 2012	
Most Points in Overtime		
SC	16, twice, last vs. Mizz. State, Nov. 24, 2012	
Opp	9, twice, last Missouri State, Nov. 24, 2012	
Largest Margin of Victory		
SC	21, vs. Arkansas, Jan. 26, 2013	
Opp	39, at Florida, Jan. 30, 2013	
Smallest Margin of Victory		
SC	1, vs. Ole Miss, Feb. 20, 2013	
Opp	2, at Mississippi State, Jan. 9, 2013	

2012-13 GAME BY GAME COMPARISON

	Date	Result	FG-A	Pct	3FG-A	Pct	FT-A	Pct	O-D-Total	PF	Pts	A	TO	Blk	Stl	Min	Half
Milwaukee & South Carolina	Nov. 11	W, 82-75 (OT)	26-67	.388	14-33	.424	9-19	.474	15-18-33	24	75	17	15	3	7	225	38
Morgan State South Carolina	Nov. 16	W, 87-71	28-63	.444	0-11	.000	26-31	.839	17-28-45	16	82	11	17	7	5	225	23
Rider & South Carolina	Nov. 19	W, 88-76	28-53	.528	2-13	.154	13-20	.650	6-16-22	20	71	13	20	4	11	200	41
Elon South Carolina	Nov. 21	L, 65-53	30-57	.526	6-16	.375	21-26	.808	13-22-35	20	87	10	20	2	5	200	45
vs. Missouri State ^ South Carolina	Nov. 24	W, 74-67 (OT)	27-53	.509	6-14	.429	16-21	.762	8-15-23	13	76	13	17	2	9	200	37
vs. UALR ^ South Carolina	Nov. 25	W, 74-62	32-60	.533	13-27	.481	11-14	.786	11-22-33	20	88	22	18	2	5	200	44
at St. John's % South Carolina	Nov. 29	L, 89-65	26-57	.456	8-15	.533	5-11	.455	9-21-30	19	65	13	14	6	12	200	31
Clemson South Carolina	Dec. 2	L, 64-55	18-56	.321	6-19	.316	11-17	.647	18-25-43	16	53	10	22	5	7	200	23
Jacksonville South Carolina	Dec. 7	W, 91-74	23-59	.390	5-19	.263	16-28	.571	12-17-29	24	67	7	13	0	10	225	33
Appalachian State South Carolina	Dec. 19	W, 74-69	22-39	.564	8-18	.444	22-28	.786	4-29-33	24	74	13	25	5	2	225	28
vs. Manhattan # South Carolina	Dec. 22	W, 63-57	23-57	.404	5-16	.313	11-23	.478	15-10-25	18	62	14	12	3	11	200	22
Presbyterian South Carolina	Dec. 29	W, 76-60	28-50	.560	6-16	.375	12-17	.706	15-25-40	20	74	14	21	5	9	200	39
SC State South Carolina	Jan. 5	W, 80-69	33-58	.569	7-14	.500	16-24	.667	11-20-31	18	89	19	7	9	8	200	38
at Mississippi State South Carolina	Jan. 9	L, 56-54	24-65	.369	5-23	.217	12-21	.571	24-19-43	17	65	10	12	1	2	200	26
Auburn South Carolina	Jan. 12	L, 74-71	17-39	.436	3-11	.273	27-37	.730	722-29	25	64	8	13	8	10	200	28
at LSU South Carolina	Jan. 16	W, 82-73 (OT)	18-52	.346	4-15	.267	15-22	.682	17-19-36	28	55	10	19	4	3	200	27
Vanderbilt South Carolina	Jan. 19	L, 58-51	26-68	.382	3-20	.150	19-28	.679	13-18-31	22	74	11	7	8	7	200	30
at Missouri South Carolina	Jan. 22	L, 71-65	31-56	.554	10-16	.525	19-29	.655	10-32-42	25	91	20	17	6	3	200	57
Arkansas South Carolina	Jan. 26	W, 75-54	23-63	.365	4-14	.286	19-22	.864	17-23-40	24	69	12	17	4	6	200	35
at Florida South Carolina	Jan. 30	L, 75-36	28-61	.459	5-15	.333	13-19	.684	13-24-37	21	74	18	17	8	4	200	37
Georgia South Carolina	Feb. 2	L, 67-56	18-45	.400	8-24	.333	13-24	.542	10-13-23	21	57	16	13	4	13	200	30
at Kentucky South Carolina	Feb. 5	L, 77-55	20-49	.408	6-20	.300	17-25	.680	19-23-42	19	63	10	19	1	6	200	36
Tennessee South Carolina	Feb. 10	L, 66-61	23-49	.469	4-13	.308	10-13	.769	7-18-25	18	60	10	15	4	5	200	24
LSU South Carolina	Feb. 14	L, 64-46	27-56	.482	7-16	.438	15-24	.625	15-19-34	14	76	15	9	4	5	200	40
Ole Miss South Carolina	Feb. 20	W, 63-62	26-61	.426	0-7	0.0	17-22	.773	15-26-41	21	69	13	15	4	3	200	29
at Georgia South Carolina	Feb. 23	L, 62-54 (OT)	32-71	.451	4-16	.250	12-21	.571	17-25-42	18	80	16	9	3	4	200	37
Missouri South Carolina	Feb. 28	L, 90-68	19-49	.388	0-10	.000	18-25	.720	9-20-29	15	56	8	17	8	14	200	26
			20-51	.392	8-21	.381	6-11	.545	13-25-38	20	54	10	24	5	7	200	26
			24-41	.585	8-18	.444	18-28	.643	9-15-24	23	74	14	17	3	9	200	38
			26-57	.456	8-20	.400	11-16	.688	17-14-31	24	71	20	15	3	4	200	39
			26-64	.406	8-27	.296	13-16	.813	15-25-40	26	73	15	22	3	9	225	33
			26-58	.448	2-14	.143	28-37	.757	11-25-36	16	82	9	15	2	6	225	35
			16-37	.432	6-13	.462	20-33	.606	6-34-40	21	58	15	18	2	1	200	24
			14-59	.237	4-21	.190	19-25	.760	12-21-33	24	51	7	7	2	9	200	19
			19-57	.333	5-27	.185	28-36	.778	16-28-44	19	71	10	13	2	10	200	27
			24-65	.369	6-20	.300	11-17	.647	16-27-43	24	65	9	13	2	6	200	35
			21-61	.344	2-16	.125	10-15	.667	12-14-26	19	54	13	9	5	10	200	26
			30-52	.577	7-12	.583	8-17	.471	13-29-42	13	75	17	18	5	2	200	43
			28-53	.528	12-21	.571	7-16	.438	11-27-38	9	75	18	12	3	13	200	33
			14-45	.311	2-14	.143	6-9	.667	6-18-24	15	36	8	17	0	7	200	10
			25-43	.581	6-13	.462	11-16	.688	6-24-30	15	67	14	13	6	4	200	29
			19-53	.358	7-20	.350	11-13	.846	12-15-27	19	56	9	10	2	6	200	30
			27-44	.614	5-8	.625	18-28	.643	7-35-42	20	77	13	17	9	3	200	45
			17-59	.288	5-23	.217	16-24	.667	9-16-25	23	55	5	7	3	5	200	24
			18-41	.439	3-14	.214	27-37	.730	10-22-32	23	66	10	18	6	7	200	32
			20-51	.392	3-16	.188	18-25	.720	12-18-30	22	61	8	13	1	7	200	29
			26-59	.441	3-13	.231	9-16	.563	15-34-49	18	64	16	17	3	7	200	26
			18-64	.281	3-19	.158	7-13	.538	14-20-34	16	46	8	12	8	7	200	24
			22-47	.468	6-19	.316	18-33	.545	10-21-31	16	68	12	12	7	12	200	35
			23-51	.451	5-17	.294	7-13	.538	10-24-34	22	58	19	20	0	6	200	24
			24-64	.375	8-24	.333	6-9	.667	15-28-43	13	62	11	12	9	8	200	34
			26-65	.400	8-19	.421	3-8	.375	15-25-40	14	63	15	10	8	3	200	33
			15-48	.313	4-16	.250	28-46	.609	18-29-47	21	62	9	16	6	8	225	23
			18-60	.300	6-19	.316	12-24	.500	17-22-39	29	54	8	16	5	7	225	16

* indicates SEC contest | &-Hoops For Hope Classic (Columbia, S.C.) | ^-Hoops For Hope Classic (Puerto Vallarta, Mexico) | %-SEC/BIG EAST Challenge | #-Brooklyn Hoops Holiday Invitational (Brooklyn, N.Y.)

2012-13 RESULTS: OVERALL, 13-14; HOME, 9-7; AWAY, 1-7; NEUTRAL, 3-0; SEC, 3-11

DATE	OPPONENT	W/L	SCORE	RECORD (SEC)	POINTS	REBOUNDS	ASSISTS	BLOCKS	STEALS	ATTENDANCE
Nov. 11	Milwaukee &	W	82-75 (OT)	1-0	Page (19)	Carrera (15)	Smith (4)	Carrera (3)	5 with 1	7335 (paid)
Nov. 16	Morgan State	W	87-71	2-0	Page (20)	Jackson (8)	Jackson (4)	Slawson/Lenard (1)	Page (2)	8019 (paid)
Nov. 19	Rider &	W	88-76	3-0	Williams (22)	Jackson (7)	Richardson (6)	Williams/Richardson (1)	Jackson (2)	7157 (paid)
Nov. 21	Elon	L	65-53	3-1	Jackson (14)	Jackson (10)	Richardson (4)	Jackson (2)	Jackson (2)	6754 (paid)
Nov. 24	vs. Missouri State ^	W	74-64 (OT)	4-1	Page (22)	Page (6)	Smith (6)	Kacinas (2)	Carrera/Leonard (1)	303
Nov. 25	vs. UALR ^	W	74-62	5-1	Williams (17)	Jackson (15)	Smith/Jackson (5)	Jackson/Kacinas (2)	Smith (3)	276
Nov. 29	at St. John's %	L	89-65	5-2	Carrera (11)	Carrera (11)	Smith/Richardson (2)	Page (1)	Slawson/Williams (1)	4,902
Dec. 2	Clemson	L	64-55	5-3	Williams (16)	Jackson/Carrera (6)	Smith (3)	4 with 1	3 with 1	10,684 (paid)
Dec. 7	Jacksonville	W	91-74	6-3	Carrera (17)	Carrera (9)	Smith (7)	Carrera/Kacinas (2)	3 with 1	6,980 (paid)
Dec. 19	Appalachian State	W	74-69	7-3	Jackson (16)	Kacinas (12)	Smith (9)	Kacinas (3)	4 with 1	8,118 (paid)
Dec. 22	vs. Manhattan #	W	63-57	8-3	Williams (17)	Jackson (11)	Smith/Jackson (3)	Williams (1)	Williams/Slawson (2)	-
Dec. 29	Presbyterian	W	76-60	9-3	Richardson (16)	Chatkevicius/Leonard (6)	Smith (5)	Slawson (3)	Williams (2)	7,344 (paid)
Jan. 5	SC State	W	80-69	10-3	Jackson (16)	Kacinas (10)	Smith (7)	3 with 1	Williams (2)	7,394 (paid)
Jan. 9	at Miss. State*	L	56-54	10-4 (0-1)	Richardson (20)	Richardson (8)	Smith (5)	Jackson (4)	3 with 2	4,054
Jan. 12	Auburn*	L	74-71	10-5 (0-2)	Ellington (18)	Leonard (9)	Ellington/Carrera (5)	Carrera (2)	Ellington (2)	9,117 (paid)
Jan. 16	at LSU*	W	82-73 (OT)	11-5 (1-2)	Carrera (23)	Jackson (11)	Jackson (4)	Chatkevicius/Ellington (1)	Ellington (3)	6,654
Jan. 19	Vanderbilt*	L	58-51	11-6 (1-3)	Williams (16)	Jackson (10)	Ellington/Williams (2)	Carrera/Richardson (1)	Ellington (3)	11,175 (paid)
Jan. 22	at No. 22 Missouri*	L	71-65	11-7 (1-4)	Williams (16)	Ellington (9)	Ellington/Jackson (3)	Chatkevicius (2)	Jackson/Williams (2)	11,830
Jan. 26	vs. Arkansas*	W	75-54	12-7 (2-4)	Richardson (20)	Chatkevicius (7)	Ellington (4)	Jackson (2)	Jackson/Ellington (1)	10,926 (paid)
Jan. 30	at No. 4 Florida*	L	75-36	12-8 (2-5)	Carrera (13)	Carrera (9)	Ellington (3)	-	Jackson/Leonard (2)	10,533
Feb. 2	vs. Georgia*	L	67-56	12-9 (2-6)	Carrera (16)	Carrera (7)	Jackson/Smith/Ellington (2)	Carrera/Slawson (1)	Carrera (3)	11,327 (paid)
Feb. 5	at Kentucky*	L	77-55	12-10 (2-7)	Carrera (18)	Carrera/Leonard (6)	Smith/Leonard (2)	Jackson (2)	Kacinas (2)	22,559
Feb. 10	vs. Tennessee*	L	66-61	12-11 (2-8)	Carrera (18)	Carrera (11)	Ellington (5)	Slawson (1)	Richardson/Slawson (2)	10,101 (paid)
Feb. 14	vs. LSU*	L	64-46	12-12 (2-9)	Jackson (10)	Carrera (8)	Jackson (3)	Slawson (3)	Jackson (3)	7,486 (paid)
Feb. 16	at Alabama*	L	68-58	12-13 (2-10)	Williams (14)	Jackson (9)	Ellington (3)	-	Williams (4)	13,112
Feb. 20	vs. Ole Miss*	W	63-62	13-13 (3-10)	Carrera (13)	Carrera (13)	Smith (5)	Carrera (3)	Ellington (2)	7,721 (paid)
Feb. 23	at Georgia*	L	62-54 (OT)	13-14 (3-11)	Ellington (11)	Chatkevicius (10)	Ellington (3)	Carrera (3)	Smith (3)	6,590
Feb. 28	vs. Missouri	L	90-68	13-15 (3-12)	Leonard (20)	Carrera/Kacinas (4)	Smith/Ellington (4)	Slawson (2)	Carrera/Ellington (2)	9,360 (paid)

* indicates SEC contest | &-Hoops For Hope Classic (Columbia, S.C.) | ^-Hoops For Hope Classic (Puerto Vallarta, Mexico) | %-SEC/BIG EAST Challenge | #-Brooklyn Hoops Holiday Invitational (Brooklyn, N.Y.)

2012-13 STARTING LINEUP WIN-LOSS

Guard	Guard	Forward	Forward	Forward	2012-13	Games
Page	Smith	Slawson	Jackson	Carrera	2-2	4
Page	Smith	Williams	Jackson	Slawson	2-1	3
Page	Smith	Kacinas	Jackson	Slawson	2-0	2
Williams	Smith	Slawson	Jackson	Carrera	1-0	1
Williams	Smith	Kacinas	Jackson	Carrera	1-0	1
Williams	Smith	Richardson	Jackson	Kacinas	1-0	1
Leonard	Smith	Richardson	Jackson	Kacinas	1-0	1
Ellington	Smith	Richardson	Jackson	Kacinas	0-2	2
Ellington	Smith	Richardson	Jackson	Chatkevicius	1-0	1
Ellington	Smith	Carrera	Jackson	Chatkevicius	2-6	8
Ellington	Williams	Richardson	Jackson	Carrera	0-1	1
Ellington	Richardson	Leonard	Jackson	Carrera	0-2	2
Ellington	Richardson	Chatkevicius	Jackson	Carrera	0-1	1

GAME 1 - SOUTH CAROLINA 82, MILWAUKEE 75 (OT)
NOV. 11, 2012/COLONIAL LIFE ARENA

COLUMBIA, S.C. -- Brenton Williams scored 12 of his 14 points in overtime as South Carolina (1-0) overcame a 17-point deficit in the second half to defeat Wisconsin-Milwaukee 82-75 Sunday in Frank Martin's debut as Gamecocks coach.

They trailed 40-23 early in the second half. But Carolina ended the period on a 26-12 run and tied things on two foul shots by freshman Mindaugas Kacinas to force the extra period.

Freshman forward Michael Carrera was stellar in the contest, posting a double-double with 17 points and 15 rebounds. It marked the first double-double by a Gamecock freshman since the 2008 campaign. Kacinas also pulled down double-digit rebounds with 13, while adding eight points.

Senior transfer LaShay Page paced Carolina with 19 points, including 17 in the second half. Williams posted 14 points, including a perfect 8-of-8 performance from the free throw line in overtime.

Jordan Aaron had 28 points to lead the Panthers (1-1).

The teams traded baskets early in the first half before Kacinas assisted Williams on a layup underneath to give Carolina a 14-11 upperhand at the 12:38 mark.

The Panthers responded with an 8-0 run through the under-eight minute media timeout, before a lay-up from Carrera at the 6:21 mark halted the scoring drought for Carolina.

The difference in the first half was eight made 3's from the Panthers, while the Gamecocks were 0-of-8 from beyond the arc. Carrera ended the half with a near double-double, scoring nine points and pulling down nine rebounds, but UWM held a 38-23 upperhand at the break.

Carolina started the second half on a 9-2 run, propelled by a lay-up and two jumpers from Page, which forced an early timeout from Milwaukee.

After the break, stellar play from the Gamecocks brought the score within four at 40-36. Carrera hit a pair of free throws before Kacinas blocked a shot at the opposite end and assisted on Page's fifth made basket of the second half at the 14:32 mark.

Milwaukee extended its lead to 50-36 with 11:53 remaining, but the Gamecocks continued to battle.

The Gamecocks had cut Wisconsin-Milwaukee's lead to 63-58 with 4:32 to go when Theinro Niang hit the team's 13th 3-pointer to give them an eight-point cushion with under 4 minutes to go.

Kacinas began the final charge in regulation with an inside bucket, Carrera had a putback, and Eric Smith drove in for a layup to make it 66-64 with 1:18 to go.

After Niang missed a 3-point try, Kacinas found himself with the ball outside the 3-point line and time running down. He got fouled by Kyle Kelm on the long-range attempt and made 2-of-3 free throws to tie the game.

Carrera got things going in overtime with two foul shots as South Carolina moved in front for the first time since early in the opening half. Kacinas followed with two more foul shots before Williams took over.

Williams scored 12 of Carolina's 16 points in overtime.

***The Associated Press contributed to this report*

GAME 1

Official Basketball Box Score -- Game Totals -- Final Statistics
UW-Milwaukee vs South Carolina
11/11/12 3 p.m. at Columbia, S.C. (Colonial Life Arena)



UW-Milwaukee 75 • 1-1

#	Player	Total			3-Ptr			Rebounds			PF	TP	A	TO	Bk	Stl	Min
		FG	FGA	FT	FTA	FT	FTA	Off	Def	Tot							
15	HARRIS, Demetrius	f	3-7	0-0	0-4	2	0	2	3	6	0	1	0	0	2	18	
42	HAARMS, James	f	5-9	2-2	2-2	5	5	10	4	14	0	4	0	0	24		
45	WOLF, Christian	f	0-1	0-0	2-2	0	1	1	3	2	1	1	0	0	10		
01	AARON, Jordan	g	9-24	7-14	3-4	2	2	4	5	28	6	3	0	3	44		
10	NIANG, Thierno	g	3-11	2-7	1-4	1	1	2	2	9	2	2	0	2	43		
03	KELM, Kyle	g	2-3	1-2	0-0	1	1	2	3	5	3	1	2	0	34		
22	RICHARD, Evan	g	0-1	0-0	0-0	0	0	0	0	1	0	1	0	0	3		
23	PANOSKE, J.J.	g	0-1	0-1	0-0	0	0	0	0	0	0	1	0	0	1		
34	ARIANS, Austin	g	3-7	2-6	0-0	0	1	1	8	1	0	0	0	0	15		
44	HAGGERTY, Ryan	g	1-3	0-1	1-3	1	3	4	2	3	4	1	1	0	33		
Team							3 4 7										
Totals			26-67	14-33	9-19	15	18	33	24	75	17	15	3	7	225		

FG % 1st Half: 13-29 44.8%	2nd half: 11-28 39.3%	OT: 2-10 20.0%	Game: 26-67 38.8%	Deathall
3FG % 1st Half: 8-14 57.1%	2nd half: 5-13 38.5%	OT: 1-6 16.7%	Game: 14-33 42.4%	Rebounds
FT % 1st Half: 8-10 80.0%	2nd half: 1-5 20.0%	OT: 4-4 100.0%	Game: 9-19 47.4%	4.1

South Carolina 82 • 1-0

#	Player	Total			3-Ptr			Rebounds			PF	TP	A	TO	Bk	Stl	Min
		FG	FGA	FT	FTA	FT	FTA	Off	Def	Tot							
24	CARRERA, Michael	f	6-12	0-0	5-5	7	8	15	4	17	0	2	3	0	29		
30	JACKSON, Lakeem	f	6-10	0-0	0-1	1	5	6	1	12	0	2	1	1	40-		
33	SLAWSON, RJ	f	0-1	0-0	0	2	2	1	0	0	0	0	0	0	15		
00	PAGE, LaShay	g	7-18	0-6	5-7	0	1	1	0	19	2	1	0	0	34		
05	SMITH, Eric	g	2-9	0-1	2-2	0	1	1	6	4	4	1	1	1	38		
01	WILLIAMS, Brenton	g	3-6	0-2	8-8	0	1	1	3	14	4	0	0	1	13		
02	RICHARDSON, Brian	g	3-3	0-0	0-0	0	0	0	3	6	3	1	1	20			
25	KACINAS, Mindaugas	f	1-3	0-1	6-6	6	7	13	2	8	3	1	1	31			
32	LEONARD, Damien	g	0-1	0-1	0-0	1	0	1	0	0	0	0	0	5			
Team							2 3 5										
Totals			28-63	0-11	26-31	17	28	45	16	82	11	17	7	5	225		

FG % 1st Half: 9-34 26.5%	2nd half: 17-24 70.8%	OT: 2-5 40.0%	Game: 28-63 44.4%	Deathall
3FG % 1st Half: 0-8 0.0%	2nd half: 0-0 0.0%	OT: 0-0 0.0%	Game: 0-11 0.0%	Rebounds
FT % 1st Half: 5-6 83.3%	2nd half: 9-13 69.2%	OT: 12-12 100.0%	Game: 26-31 83.9%	4.4

Officials: Mike Nance, Mike Stephens, Nathan Quick
Technical fouls: UW-Milwaukee-None, South Carolina-None.
Attendance: 735
Hoops For Hope Classic, Round 1

Score by periods	1st	2nd	OT	Total	In	Off	2nd	Fast	Bench
UW-Milwaukee	38	28	9	75	20	15	10	4	16
South Carolina	23	43	16	82	46	17	14	12	28

Last FG - UWM 01:41, SC 01:55.
Largest lead - UWM by 17 2nd:19:16, SC by 7 01:00-01.
46 1st - 3 times.
Lead changed - 8 times.

GAME 2 - SOUTH CAROLINA 87, MORGAN STATE 71
NOV. 16, 2012/COLONIAL LIFE ARENA

COLUMBIA, S.C. - South Carolina (2-0) defeated Morgan State (1-3) 87-71 on Friday night in non-conference action at Colonial Life Arena. Five Gamecocks scored double figures in the match, led by senior guard LaShay Page who scored a game-high 20 points and pulled down five rebounds.

South Carolina junior guards Eric Smith, Brenton Williams and Brian Richardson added 17, 14 and 10 points, respectively, for the Gamecocks. Junior forward R.J. Slawson put up 10 points and brought down seven rebounds and senior forward Lakeem Jackson notched eight points and eight rebounds. Every South Carolina player that registered significant minutes tallied at least two boards in the effort as the Gamecocks out-rebounded the Bears 35-22. South Carolina was without freshman forward Michael Carrera, the reigning SEC Freshman of the Week, due to a concussion.

Two junior guards led the Morgan State effort, Justin Black, who scored 20 points and Anthony Hubbard with 15. Senior forward DeWayne Jackson added 11 on the night. The Bear's leading rebounder was junior center Ian Chiles who came down with five.

Morgan State jumped out to an early lead by capitalizing on chances in transition. The Bears built up a seven-point advantage early in the first half, but could not pull away.

After chipping away at the Morgan State lead, South Carolina tied the game at 22-22. Page ignited a run by jumping on a loose ball and calling timeout to give South Carolina possession. Williams drained a 3-pointer coming out of the timeout to spur a 16-5 Gamecock run. Page added another three and a pair of free throws in the spurt to give the home team an 11-point lead.

The Bears responded with a 10-2 run of their own to pull within three, but could not get any closer. The teams went into the locker room with South Carolina holding a 45-41 advantage.

Coming out of the break, Morgan State pulled within one at 45-44 on a three-point play by Hubbard, but the Gamecocks responded with six unanswered points that included back-to-back buckets by Slawson to firmly take the lead. South Carolina built a 12-point lead midway through the second half and went 9-9 from the free throw line down the stretch to maintain their lead and cruise to a 87-71 win.

GAME 2

Official Basketball Box Score -- Game Totals -- Final Statistics
Morgan State vs South Carolina
11/16/12 7 p.m. at Columbia, S.C. (Colonial Life Arena)

Morgan State 71 • 1-3

#	Player	Total			3-Ptr			Rebounds			PF	TP	A	TO	Bk	Stl	Min
		FG	FGA	FT	FTA	FT	FTA	Off	Def	Tot							
32	JACKSON, DeWayne	f	5-10	1-4	0-0	1	1	2	3	11	6	8	1	5	37		
05	CHILES, Ian	c	2-3	0-0	1-4	0	5	1	5	0	0	1	0	14			
50	BLACK, Justin	g	9-13	0-2	2-4	1	0	1	3	20	1	1	0	33			
11	HUBBARD, Anthony	g	4-8	0-1	7-7	1	0	1	5	15	3	3	0	32			
22	BOZEMAN, Blake	g	2-8	1-5	2-2	0	1	1	4	7	1	4	0	30			
01	PRETLOW, Donte	g	2-5	0-1	0-0	0	1	1	3	4	1	1	0	34			
21	BAILEY, Tauron	g	2-2	0-0	0-1	0	1	1	0	4	0	0	0	10			
23	SIMPSON, Jason	g	0-0	0-0	0-0	0	0	0	0	0	0	0	0	1			
34	BLOSSOM, Chadric	g	2-2	0-0	0	1	2	3	0	0	0	0	0	8			
44	DUNCAN, Shaquille	g	0-2	0-0	1-2	1	2	3	1	5	1	2	2	21			
Team							1 3 4										
Totals			28-53	2-13	13-20	6	16	22	20	71	13	20	4	11	200		

FG % 1st Half: 17-29 58.6%	2nd half: 11-24 45.8%	Game: 28-53 52.8%	Deathall
3FG % 1st Half: 1-5 20.0%	2nd half: 1-8 12.5%	Game: 2-13 15.4%	Rebounds
FT % 1st Half: 6-13 46.2%	2nd half: 7-7 100.0%	Game: 13-20 65.0%	4.2

South Carolina 87 • 2-0

#	Player	Total			3-Ptr			Rebounds			PF	TP	A	TO	Bk	Stl	Min
		FG	FGA	FT	FTA	FT	FTA	Off	Def	Tot							
30	JACKSON, Lakeem	f	3-5	0-0	2-4	2	6	8	3	8	4	2	0	1	34		
33	SLAWSON, RJ	f	4-7	0-0	2-2	6	1	7	5	10	2	3	1	26			
00	PAGE, LaShay	g	6-13	2-6	6-6	1	4	5	3	20	1	2	0	30			
01	WILLIAMS, Brenton	g	5-13	1-4	3-3	0	3	3	0	14	2	3	0	27			
05	SMITH, Eric	g	5-9	1-3	6-9	0	2	2	1	17	0	3	0	25			
02	RICHARDSON, Brian	g	4-6	2-3	0-0	1	2	3	4	10	1	1	0	19			
25	KACINAS, Mindaugas	f	0-1	0-0	2-2	3	0	3	3	2	0	3	0	21			
32	LEONARD, Damien	g	3-3	0-0	0-0	0	2	2	1	6	0	2	1	17			
55	PHILLIPS, Shane	g	0-0	0-0	0-0	0	0	0	0	0	0	0	0	1			
Team							0 2 2										
Totals			30-57	6-16	21-26	13	22	35	20	87	10	20	2	5	200		

FG % 1st Half: 15-30 50.0%	2nd half: 15-27 55.6%	Game: 30-57 52.6%	Deathall
3FG % 1st Half: 1-5 20.0%	2nd half: 1-8 12.5%	Game: 2-13 15.4%	Rebounds
FT % 1st Half: 11-14 78.6%	2nd half: 10-12 83.3%	Game: 21-26 80.8%	1

Officials: Antonio Petty, Rick Hartzell, CJ Washington
Technical fouls: Morgan State-None, South Carolina-None.
Attendance: 8019

Score by periods	1st	2nd	Total	In	Off	2nd	Fast	Bench
Morgan State	41	30	71	48	20	4	14	13
South Carolina	45	42	87	34	22	19	6	18

Last FG - MSU 2nd:01:38, SC 2nd:01:54.
Largest lead - MSU by 7 1st:14:46, SC by 16 2nd:00:28.
Score tied - 3 times.
Lead changed - 1 time.

GAME 3 - SOUTH CAROLINA 88, RIDER 76
NOV. 19, 2012/COLONIAL LIFE ARENA

COLUMBIA, S.C. - South Carolina (3-0) defeated Rider (2-2) 88-76 at Colonial Life Arena on Monday night as a part of the Hoops for Hope Classic. Junior guard Brenton Williams led the way for the Gamecocks with the best stat line of his career. In his 38 minutes of play, Williams scored 22 points, hit 5-8 from behind the arc, pulled down four rebounds and dished out four assists. All numbers were career highs.

Every Gamecock who entered the game scored and four reached double figures on the night. In addition to Williams, freshman forward Mindaugas Kacinas scored a career-high 18 and senior forward Lakeem Jackson dropped 14. Senior guard LaShay Page added 12 points despite missing most of the first half with foul trouble. South Carolina also handed out 22 assists on 32 made baskets. Seven of eight South Carolina players brought down at least two rebounds, led by Jackson with seven and Page with six. Freshman forward Michael Carrera did not play for the second game in a row due to a concussion.

Junior guard Nurideen Lindsey led Rider with 26 points. Senior guard Jonathan Thompson and junior guard Anthony Myles scored 14 and 13 points, respectively. Junior forward Daniel Stewart registered a game-high eight rebounds for the Broncos.

After an early 4-4 score, Page hit the first 3-pointer of the night and Williams added another to key a 12-2 run, breaking open a 10-point lead at 16-6. Myles stopped the run for Rider with a 3-pointer of his own.

The Gamecocks stretched

GAME 4 - ELON 65, SOUTH CAROLINA 53
NOV. 21, 2012/COLONIAL LIFE ARENA

COLUMBIA, S.C. -- South Carolina (3-1) fell to Elon (4-1) 65-53 on Wednesday night in non-conference action at Colonial Life Arena. Senior forward Lakeem Jackson led the Gamecocks in the effort with 14 points and 10 rebounds.

Junior guard Brenton Williams added nine points for the Gamecocks. Junior guard Brian Richardson and junior forward RJ Slawson each added seven points and eight rebounds. The eight rebounds were a career high for Richardson who also dished out four assists. South Carolina turned the ball over 22 times on the night, leading to 18 Elon points. For the third game in a row, the Gamecocks were without freshman forward Michael Carrera.

Three Elon players scored in double figures. Junior forward Lucas Troutman led the team with 15 points and six rebounds. Junior guard Jack Isenberger and sophomore guard Austin Hamilton netted 13 points apiece as well. Junior guard Sebastian Koch brought down a team-leading seven rebounds. As a team, Elon shot 53.5% from behind the arc, hitting eight in the matchup.

Despite falling behind 11-3 early and tallying seven turnovers in the first ten minutes, South Carolina kept Elon within striking distance. Senior guard LaShay Page sank a shot from behind the arc at the 10:27 mark to bring the Gamecocks to within three at 18-15, but South Carolina was unable to score for the next eight minutes. The Phoenix scored 10 unanswered points during the stretch to give them a 28-15 upper hand. Sophomore guard Damien Leonard ended the Gamecock dry spell with back-to-back 3-pointers to cut into the Elon lead to seven.

Richardson found Jackson in transition for a bucket with 36 seconds remaining in the half, but Elon's Isenberger responded with a 3-pointer with three seconds to go, giving the Phoenix a 31-23 advantage going into the locker room.

After the break, a Richardson 3-pointer and a free throw by freshman forward Mindaugas Kacinas brought the Gamecocks to within four to start the second half, but the Phoenix responded with two 3s of their own to extend the lead back to 10.

Williams, who scored all nine of his points in the second half, cut the lead to four at 39-35 with 15:29 remaining when he poked the ball away and took it the distance for a dunk. The Gamecocks would not get any closer.

Down 53-37 with 10:42 remaining, South Carolina made one last attempt to rally and set off on a 15-4 run to cut the deficit to five. Jackson scored six points in the stretch, with two of them coming on an emphatic dunk in transition. The spurt forced Elon to call timeout to stop the surging Gamecock momentum. After the timeout, the Phoenix responded with three unanswered baskets, all by Troutman, to again give the Phoenix a double-digit lead at 63-52. Each team made an appearance at the free throw line in the final two minutes and Elon held on for the 65-53 win.

GAME 5 - SOUTH CAROLINA 74, MISSOURI ST. 67 (OT)
NOV. 24, 2012/PUERTO VALLARTA CONVENTION CENTER

PUERTO VALLARTA, Mexico - South Carolina posted a 74-67 victory over Missouri State in the third round of the Hoops For Hope Classic in Puerto Vallarta, Mexico, on Saturday in non-conference action. In his first contest back after missing three games due to a concussion, freshman forward Michael Carrera hit a 3 as time expired in regulation to send the contest into overtime.

Senior guard LaShay Page led the Gamecocks with 22 points and six rebounds, while junior guard Brian Richardson added 14 points, hitting four 3s in the contest, just one shy of matching his career high. Carrera added 18 points in his return and pulled down five rebounds.

South Carolina committed a season high 25 turnovers in the contest, however, after committing 20 of those in the first half, the Gamecocks were solid through the second half and overtime, posting just five turnovers during the stretch. The Gamecocks out-rebounded the Bears, 33-29.

Marcus Marshall led the Bears with 17 points, while Anthony Downing and Christian Kirk both added 16. Keith Pickens' eight rebounds were a game-high.

After Missouri State took an early 2-0 lead after an administrative technical foul called on Carolina during pre-game warmups, the Bears jumped out to a quick 7-0 lead before a 3 from Richardson halted the stretch at the 17:41 mark.

The Gamecocks responded with a 10-4 run over the course of the next three minutes to take a 13-11 lead on another 3 from Richardson. Back and forth play followed, but the Gamecocks were never able to extend a lead due to several turnovers through the middle part of the half.

Missouri State held a 19-18 advantage near the seven-minute mark, but the Gamecocks continued to battle and Richardson's third 3 of the half tied the contest at 23 with 4:31 remaining before halftime.

Carolina committed five turnovers through the last four minutes of play and Missouri State held a 33-28 lead at the half. The Gamecocks finished the half with just 11 shots attempts, connecting on eight to shoot 72.7 percent in the set.

Page scored two 3s and a lay-up through the first three minutes and 30 seconds of the second half to tie the contest at 38. The teams traded baskets before a lay-up and two free throws from Carrera gave the Gamecocks a 42-40 lead with 13:06 on the clock.

After a lay-up from Kirk, Richardson's fourth 3 of the contest pushed the Gamecock lead to 45-42 with 11:24 remaining in regulation. The teams traded baskets and the contest was tied at 47, before Marshall gave the Bears a three-point advantage at the 7:39 mark.

Junior guard Eric Smith earned the assist on a lay-up from Page to tie the contest at 51 with just over six minutes remaining. Two free throws from MSU's Marshall gave the Bears a 53-51 advantage, before Carrera tied the contest at 53 with a hard-fought lay-up with 2:42 on the clock.

Kirk gave MSU a 55-53 lead with 1:25 remaining, before the teams traded missed baskets and the Gamecocks were called for an intentional foul with 33 seconds on the clock. The Bears were only able to hit 1-of-2 from the line to hold a 56-53 lead.

Richardson was called for a foul with 29 seconds remaining and MSU's Williams missed the front end of a 1-and-1 opportunity before Page connected on the opposite end on a jumper to pull the Gamecocks within one at 56-55 with 13 seconds remaining.

Marshall connected on two free throws for the Bears at the opposite end with 12.2 seconds on the clock to go up three at 58-55. Smith collected the inbound pass from freshman forward Mindaugas Kacinas and raced down the floor, finding Carrera just beyond the 3-point line with just seconds remaining.

Carrera faced the basket and shot his first attempt from beyond the arc this season, hitting at the buzzer to tie the contest at 58 and force overtime.

The Gamecocks dominated the OT session, out-scoring the Bears 16-9 in the set, including four points from Carrera and seven made free throws from Page to secure the Carolina victory.

GAME 6 - SOUTH CAROLINA 74, UALR 62
NOV. 25, 2012/PUERTO VALLARTA CONVENTION CENTER

PUERTO VALLARTA, Mexico - The South Carolina men's basketball team (5-1) claimed the 2012 Hoops For Hope Classic Championship on Sunday night in Puerto Vallarta, Mexico, with a 74-62 victory over Arkansas-Little Rock (4-3). Senior forward Lakeem Jackson collected his second double-double of the season with 10 points and a career-high 15 rebounds.

Jackson was named to the all-tournament team and senior guard LaShay Page was named the tournament's Most Outstanding Player.

Junior guard Brenton Williams led the five Gamecocks who scored double figures in the championship game with 17. Page added 16, freshman forward Mindaugas Kacinas tallied 13 and junior guard Eric Smith posted 12 in the balanced effort. Jackson's 15 rebounds were a game high.

Junior forward Will Neighbour led the ULAR charge with 19 points and five rebounds. Freshman guard John Gillon netted nine points for the Trojans.

South Carolina jumped out to a 12-4 lead through the first six minutes of play, but UALR responded with a 7-2 run through the under-12 minute media timeout to pull within three at 14-11.

Page scored six points after the break and Smith extended the Gamecocks lead to nine at 23-14 with 8:53 on the clock on a made 3 at the shot clock buzzer.

Neighbour would add a lay-up for the Trojans, but a basket from Jackson and two from Williams gave Carolina a solid advantage at 31-16 with just over four minutes remaining before the half.

South Carolina continued to dominate on the offensive end the remainder of the set. Page hit his second 3 of the contest with just over a minute to play, and Kacinas buried a 3 just before the halftime buzzer to push the Gamecock advantage to 39-22. Carolina held a dominating 25-8 rebounding advantage in the half, scoring 13 second chance points.

The Gamecocks picked up where they left off before the break in the second half. Carolina held a 55-28 lead after back-to-back buckets from Williams midway through the half.

Page collected an assist on a floating pass to Kacinas just under nine minutes for a 25-point Carolina lead at 59-34.

Jackson collected his second double-double of the season with his 10th point on a breakaway dunk near the six-minute mark, and the Gamecocks closed out the contest with a 74-62 victory.

GAME 4

Official Basketball Box Score -- Game Totals -- Final Statistics
Elon vs South Carolina
11/21/12 7 p.m. at Columbia, S.C. (Colonial Life Arena)

Elon 65 • 4-1

#	Player	Total		3-Ptr		Rebounds		PF	TP	A	TO	Bk	Stl	Min	
		FG-FGA	FG-FGA	FT-FTA	Off	Def	Total								
31	TROUTMAN, Lucas	f	8-12	0-0	1-2	3	3	6	2	17	1	1	2	3	33
10	HAMILTON, Austin	g	6-10	1-1	0-3	0	2	0	13	2	1	0	2	29	
20	ISENBARGER, Jack	g	4-14	3-5	2-2	1	1	2	0	13	0	2	0	1	33
21	BEAUMONT, Ryley	g	1-4	0-0	0-0	0	2	2	4	2	0	1	2	0	15
24	KOCH, Sebastian	g	3-10	3-7	0-2	2	5	7	2	9	5	4	1	3	25
03	SAMSON, Tanner	g	2-3	1-2	2-2	0	1	1	1	7	4	0	0	1	30
11	BLAKE, Kevin	g	0-2	0-0	0-0	1	0	1	1	0	0	0	0	0	3
15	SABATO, Tony	g	0-0	0-0	0-0	0	0	0	3	0	0	1	0	1	8
23	EDOMWONYI, Egeheosa	g	2-2	0-0	0-0	1	1	2	1	4	0	2	0	0	8
32	WINTERS, Ryan	g	0-0	0-0	0-0	1	3	3	5	0	1	2	1	1	16
Team					1		3		4						
Totals			26-57	8-15	5-11	9	21	30	19	65	13	14	6	12	200

FG % 1st Half:	14-33	42.4%	2nd half:	12-24	50.0%	Game:	28-57	45.6%
3FG % 1st Half:	3-6	50.0%	2nd half:	5-9	55.6%	Game:	8-15	53.3%
FT % 1st Half:	0-2	0.0%	2nd half:	5-9	55.6%	Game:	5-11	45.5%

South Carolina 53 • 3-1

#	Player	Total		3-Ptr		Rebounds		PF	TP	A	TO	Bk	Stl	Min	
		FG-FGA	FG-FGA	FT-FTA	Off	Def	Total								
30	JACKSON, Lakeem	f	7-13	0-0	0-1	6	4	10	2	14	2	2	2	36	
33	SLAWSON, RJ	f	2-4	0-0	3-4	4	4	8	7	1	2	1	1	24	
00	PAGE, LaShay	g	1-8	1-4	1-2	1	3	3	4	1	3	0	1	21	
01	WILLIAMS, Brenton	g	2-6	1-3	4-6	1	2	3	2	9	0	4	1	24	
05	SMITH, Eric	g	1-5	1-1	0-0	0	1	1	2	3	1	2	0	1	20
02	RICHARDSON, Brian	g	2-12	1-6	2-2	2	6	8	3	7	4	4	1	30	
25	KACINAS, Mindaugas	g	1-2	0-0	1-2	2	3	5	3	1	4	0	0	26	
32	LEONARD, Damien	g	2-6	2-5	0-0	1	1	2	0	6	0	1	0	19	
Team					1		2		3						
Totals			18-56	6-19	11-17	18	25	43	16	53	10	22	5	7	200

FG % 1st Half:	8-23	34.8%	2nd half:	10-33	30.3%	Game:	18-56	32.1%
3FG % 1st Half:	4-7	57.1%	2nd half:	2-12	16.7%	Game:	6-19	31.6%
FT % 1st Half:	3-4	75.0%	2nd half:	8-13	61.5%	Game:	11-17	64.7%

Officials: Ted Valentine, Lee Cassell, Glenn Tuitt
 Technical fouls: Elon-None. South Carolina-None.
 Attendance: 6754

Score by periods	1st	2nd	Total
Elon	31	34	65
South Carolina	23	30	53

Last FG - ELON 2nd-03:15, SC 2nd-07:40.
 Largest lead - ELON by 16 2nd-10:42, SC None.

Score tied - 0 times.
 Lead changed - 0 times.

GAME 5

Official Basketball Box Score -- Game Totals -- Final Statistics
Missouri State vs South Carolina
11/24/12 6:20 p.m. at Puerto Vallarta, Mexico (Con. Center)

Missouri State 67 • 2-3

#	Player	Total		3-Ptr		Rebounds		PF	TP	A	TO	Bk	Stl	Min	
		FG-FGA	FG-FGA	FT-FTA	Off	Def	Total								
00	Anthony Downing	*	5-13	0-5	3-8	2	2	4	4	16	2	1	0	3	39
01	Keith Pickens	*	1-6	0-0	3-6	2	6	8	4	5	1	2	0	0	28
11	Marcus Marshall	*	5-10	3-7	4-4	1	1	2	2	17	0	1	0	2	34
15	Drew Wilson	*	0-0	0-0	4-2	1	0	1	3	0	0	1	0	1	12
42	Christian Kirk	*	7-13	0-0	2-5	4	1	5	4	16	1	2	0	1	32
10	Tomie Armonka	g	0-1	0-0	0-0	0	1	1	1	0	0	1	0	1	6
20	Gavin Thurman	g	0-2	0-0	0-0	0	0	0	0	0	0	2	0	0	10
23	Dorrian Williams	g	3-9	1-4	1-3	0	1	1	2	8	3	1	0	1	36
30	Nathan Scheer	g	1-3	0-0	0-0	1	1	2	2	2	0	0	0	0	18
35	Bruce Marshall	g	1-2	1-1	0-0	0	2	2	2	3	0	1	0	0	10
Team					1		2		3						
Totals			23-59	5-19	16-28	12	17	29	24	67	7	13	0	10	225

FG % 1st Half:	11-25	44.0%	2nd half:	8-23	34.8%	OT:	4-11	36.4%
3FG % 1st Half:	2-8	25.0%	2nd half:	2-6	33.3%	OT:	1-5	20.0%
FT % 1st Half:	9-15	60.0%	2nd half:	7-11	63.6%	OT:	0-2	0.0%

South Carolina 74 • 4-1

#	Player	Total		3-Ptr		Rebounds		PF	TP	A	TO	Bk	Stl	Min	
		FG-FGA	FG-FGA	FT-FTA	Off	Def	Total								
0	PAGE, LaShay	*	6-11	3-7	7-8	0	6	2	22	0	2	0	0	36	
05	SMITH, Eric	*	0-2	0-1	2-2	0	2	1	2	6	6	0	0	33	
25	KACINAS, Mindaugas	*	1-3	0-1	2-3	0	5	2	4	1	5	2	0	28	
30	JACKSON, Lakeem	*	3-3	0-0	3-5	2	2	4	4	9	2	3	0	35	
33	SLAWSON, RJ	*	4-0	0-2	0-0	4	4	4	0	1	0	1	0	15	
01	WILLIAMS, Brenton	*	1-2	0-0	3-4	0	2	2	4	5	3	2	0	13	
02	RICHARDSON, Brian	*	6-7	4-6	0-0	4	4	4	0	14	0	1	0	38	
24	CARRERA, Michael	g	5-7	1-1	5-6	1	4	5	18	1	3	1	1	21	
32	LEONARD, Damien	g	0-0	0-0	0-0	0	0	0	1	0	1	0	0	1	
55	PHILLIPS, Shane	g	0-0	0-0	0-0	0	0	0	0	0	0	0	0	1	
Team					1		1		1						
Totals			22-39	8-18	22-28	4	29	33	24	74	13	25	5	2	225

FG % 1st Half:	8-11	72.7%	2nd half:	11-24	45.8%	OT:	3-11	27.3%
3FG % 1st Half:	4-6	66.7%	2nd half:					

GAME 7 - ST. JOHN'S 89, SOUTH CAROLINA 65 NOV. 29, 2012/CARNESECCA ARENA

QUEENS, N.Y. - South Carolina (5-2) fell to St. John's (5-2) 89-65 in the 2012 SEC/BIG EAST Challenge on Wednesday night at Carnesecca Arena. Freshman forward Michael Carrera registered his second double-double of the season with 11 points and 11 rebounds to lead the Gamecocks.

Junior guard Brenton Williams was injured in the contest. He suffered a neck injury and was taken to a local hospital for further evaluation. He did have movement of his arms and legs on the court. An update will be released when available.

Before his injury, Williams scored 10 points in the matchup. Freshman forward Mindaugas Kacinas scored nine and added six rebounds. Senior forward Lakeem Jackson also came down with six boards for the Gamecocks.

Junior guard Bruce Ellington and freshman forward Laimonas Chatkevicius both made their first appearance of the season in the contest.

St. John's had four players in double figures. Sophomore guard D'Angelo Harrison led the way with a game-high 26 points. Sophomore guards Amir Garrett and Phil Greene IV tallied 15 and 13 points, respectively. Freshman forward JaKarr Sampson registered 11. Garrett also brought down 11 rebounds to lead SJU.

South Carolina struggled from the floor in the opening half, hitting just 37.5 percent (12-32) compared to 53 percent (14-26) from the Red Storm. St. John's would make 9-of-14 from the free throw line in the opening set, while the Gamecocks had zero attempts in the half.

The teams traded possessions early and a jumper from Williams with 13:31 remaining before half saw the St. John's lead at just one at 12-11.

The Red Storm would answer with eight unanswered points through the 10:50 mark, before a jumper from Chatkevicius halted the stretch.

Two made attempts from the line by SJU freshman guard Felix Balamou put the lead at 32-17, before a 3 from junior guard Eric Smith brought Carolina with 12 at 32-20 with 2:56 on the clock.

Three made baskets from Carolina brought the contest back to 12 points at halftime, with St. John's holding a 38-26 advantage.

Carolina took its first foul shots of the game two minutes into the second half when an intentional foul was called on St. John's. Carrera hit both attempts to put the score at 45-32 SJU after early baskets from both teams.

Williams would hit back-to-back 3s just before the first media timeout of the second half to put the score at 50-40 with 16 on the clock.

The injury to Williams occurred with just over 10 minutes on the clock in the second half.

St. John's held its advantage after play resumed. The Gamecocks pulled to within 15 just after Williams' injury on two Carrera free throws, but the Red Storm pulled away to capture the win. St. John's held a 28-point upper hand, the largest of the game, with just over one minute remaining in the contest.

GAME 7

Official Basketball Box Score -- Game Totals -- Final Statistics
South Carolina vs St. John's
11/29/12 7:30 p.m. at Queens, N.Y. (Carnesecca Arena)



South Carolina 65 • 5-2

##	Player	Total		3-Ptr		Rebounds			PF	TP	A	TO	Blk	Stl	Min
		FG	FGA	FG	FGA	FT	FTA	Off							
24	CARRERA, Michael	f	3-7	0-0	5-6	6	5	11	2	11	1	2	0	0	25
30	JACKSON, Lakeem	f	3-7	0-0	0-1	4	2	6	3	6	0	3	0	0	20
33	SLAWSON, RJ	f	2-2	0-0	2-4	3	1	4	2	6	0	1	0	1	21
00	PAGE, LaShay	g	1-7	0-4	0-0	0	0	0	1	2	1	1	1	1	13
05	SMITH, Eric	g	1-7	1-4	0-0	2	2	4	4	3	2	2	0	0	24
01	WILLIAMS, Brenton	g	4-7	2-4	0-0	2	2	0	10	1	0	0	0	0	12
02	RICHARDSON, Brian	g	2-7	2-5	2-2	0	2	2	8	2	1	0	0	0	14
14	CHATKEVICIUS, L.	g	1-2	0-0	1-2	1	1	2	1	3	1	0	0	0	11
23	ELLINGTON, Bruce	g	3-10	0-4	1-2	1	0	1	1	7	0	2	0	0	29
25	KACINAS, Mindaugas	g	4-7	0-0	1-4	3	3	6	1	9	1	0	0	0	24
23	LEONARD, Damien	g	0-1	0-1	0-0	0	0	0	0	0	0	0	0	0	4
55	PHILLIPS, Shane	g	0-1	0-1	0-0	0	0	0	0	0	0	0	0	0	5
Team						4	3	7							
Totals			24-65	5-23	12-21	24	19	43	17	65	10	12	1	2	200

FG % 1st Half: 2-13 37.5% 2nd half: 12-33 36.4% Game: 24-65 36.9%
3FG % 1st Half: 1-3 33.3% 2nd half: 3-10 30.0% Game: 5-23 21.7%
FT % 1st Half: 0-0 0.0% 2nd half: 12-21 57.1% Game: 12-21 57.1%

Deadball Rebounds 6

St. John's 89 • 5-2

##	Player	Total		3-Ptr		Rebounds			PF	TP	A	TO	Blk	Stl	Min
		FG	FGA	FG	FGA	FT	FTA	Off							
14	SAMPSON, JaKarr	f	4-6	0-0	3-4	0	2	2	3	11	0	1	2	0	25
15	POINTER, Sir/Dominic	f	0-3	0-0	2-4	0	2	2	4	2	5	2	0	0	20
01	GREENE IV, Phil	g	5-8	2-2	1-2	0	1	1	13	4	1	1	0	0	28
11	HARRISON, D'Angelo	g	8-13	3-6	7-8	3	3	6	3	26	1	1	0	0	29
24	BALAMOU, Felix	g	3-4	0-0	2-2	0	3	3	1	8	1	3	1	2	23
02	BOURGALIT, Marco	g	2-4	2-4	0-0	1	1	0	6	0	0	0	0	0	9
04	JONES, Christian	g	0-3	0-0	0-0	0	0	0	1	0	0	0	1	1	7
12	OBEKPA, Chris	g	4-7	0-0	1-1	2	1	3	2	8	3	1	3	1	25
22	GARRETT, Amir	g	7-8	0-0	1-3	6	5	11	1	15	3	0	0	0	28
23	LIPSCOMB, David	g	0-0	0-0	0-0	0	0	0	0	0	0	0	0	0	1
30	WHITE, Jamal	g	0-2	0-2	0-0	0	0	0	0	0	0	0	0	0	2
35	NDIAYE, Khadim	g	0-0	0-0	0-0	0	1	1	0	0	0	0	0	0	2
40	SEALY, Sam	g	0-0	0-0	0-0	0	0	0	0	0	0	0	0	0	1
Team						0	1	1							
Totals			33-58	7-14	16-24	11	20	31	18	89	19	7	9	8	200

FG % 1st Half: 14-26 53.8% 2nd half: 19-32 59.4% Game: 33-58 56.9%
3FG % 1st Half: 1-2 50.0% 2nd half: 6-14 50.0% Game: 7-14 50.0%
FT % 1st Half: 9-14 64.3% 2nd half: 7-10 70.0% Game: 16-24 66.7%

Deadball Rebounds 3

Officials: Jim Burr, Roger Ayers, Mike Roberts
Technical fouls: South Carolina-None. St. John's-None.
Attendance: 4902
SEC/BIG EAST Challenge

Score by periods	1st	2nd	Total
South Carolina	26	39	65
St. John's	38	51	89

Last FG - SC 2nd-01:32, STJ 2nd-01:25. Score tied - 1 time.
Largest lead - SC by 2 1st-19:33, STJ by 28 2nd-01:25. Lead changed - 5 times.

GAME 8 - CLEMSON 64, SOUTH CAROLINA 55 DEC. 2, 2012/COLONIAL LIFE ARENA

COLUMBIA, S.C. - South Carolina (5-3) fell to intrastate rival Clemson (5-2) 64-55 in non-conference action at Colonial Life Arena on Sunday afternoon. Junior guard Brenton Williams led the Gamecocks with 16 points.

Two other Gamecocks registered double figures in the contest. Junior guard Bruce Ellington scored 12 and freshman forward Mindaugas Kacinas added 10. Freshman forward Michael Carrera and senior forward Lakeem Jackson brought down six rebounds a piece. South Carolina out-rebounded Clemson 36-29 and pulled down 17 offensive rebounds.

Sophomore forward K.J. McDaniels led Clemson with 16 points and seven boards. Sophomore guard Rod Hall registered 15 and senior center Devin Booker scored 13 and tallied a game-high eight rebounds in the contest. Clemson scored 23 points off of 19 Gamecock turnovers.

While adjusting to the physical play of the game, neither team converted a basket until just before the first media timeout. Kacinas hit freshman forward Laimonas Chatkevicius under the basket for the Gamecocks' first bucket of night and Hall drained a jumper on the ensuing possession to give Clemson a 5-3 lead.

During an over four minute South Carolina scoring drought, the Tigers went on an 11-0 scoring run to pull out to a 14-3 advantage. Booker keyed the run for Clemson with back-to-back dunks.

Trailing 23-11, the widest margin of the first half, South Carolina went on a 16-5 run to close the half. Just before the break, Kacinas hit a pair of free throws and Clemson held on for the last shot of the half. Hall could not connect and the Tigers took a one-point lead into the locker room at 28-27.

After scoring the first points of the second half on baskets by Williams and Jackson, the Gamecocks took their first lead since 1-0 at 31-30. The Tigers responded with an 11-2 run to recapture the upper hand at 41-33. Kacinas halted the run with a 3.

With eight minutes to play, senior guard LaShay Page and Williams hit back-to-back 3s to cut the deficit to single digits at 49-43.

Ellington drained a jumper with 4:10 remaining to bring South Carolina to within four at 51-47, but the Gamecocks would not get any closer. Sophomore guard Damarcus Harrison immediately responded with a 3 for the Tigers and Clemson went 10-for-12 from the free throw line down the stretch to hold on for the 64-55 victory.

GAME 8

Official Basketball Box Score -- Game Totals -- Final Statistics
Clemson vs South Carolina
12/2/12 12 p.m. at Columbia, S.C. (Colonial Life Arena)

Clemson 64 • 5-2

##	Player	Total		3-Ptr		Rebounds			PF	TP	A	TO	Blk	Stl	Min
		FG	FGA	FG	FGA	FT	FTA	Off							
22	Sullivan, Bernard	f	0-1	0-0	0-0	0	0	0	3	0	2	1	1	0	20
23	McDaniels, K.J.	f	4-11	1-3	7-9	1	6	7	4	16	1	5	1	0	30
31	Booker, Devin	c	5-8	0-1	3-4	4	4	8	3	13	0	2	3	3	33
01	Sapp, T.J.	g	0-1	0-1	0-0	0	0	0	2	0	0	0	0	0	7
12	Hall, Rod	g	3-5	0-0	9-12	0	4	4	2	15	4	3	0	2	33
03	Filer, Adonis	g	0-3	0-1	7-10	1	2	3	4	7	2	3	0	1	29
20	Roper, Jordan	g	2-5	1-2	0-0	0	0	0	0	5	1	0	0	1	16
21	Harrison, Damarcus	g	3-5	1-3	1-2	0	5	5	8	0	2	0	0	0	16
3	Smith, Josh	g	0-0	0-0	1	0	1	2	0	0	0	0	0	0	15
35	Nnoko, Landry	g	0-0	0-0	0-0	0	0	0	0	0	0	0	0	0	1
Team						0	1	1							
Totals			17-39	3-11	27-37	7	22	29	25	64	8	13	8	10	200

FG % 1st Half: 10-22 45.5% 2nd half: 7-17 41.2% Game: 17-39 43.6%
3FG % 1st Half: 2-6 33.3% 2nd half: 1-5 20.0% Game: 3-11 27.3%
FT % 1st Half: 6-11 54.5% 2nd half: 21-26 80.8% Game: 27-37 73.0%

Deadball Rebounds 4,1

South Carolina 55 • 5-3

##	Player	Total		3-Ptr		Rebounds			PF	TP	A	TO	Blk	Stl	Min
		FG	FGA	FG	FGA	FT	FTA	Off							
24	CARRERA, Michael	f	0-4	0-0	3-6	3	3	6	5	3	1	2	1	0	16
30	JACKSON, Lakeem	f	2-5	0-0	0-0	4	2	6	2	4	1	3	1	0	33
33	SLAWSON, RJ	f	1-2	0-0	0-1	1	2	3	4	2	1	0	1	0	13
00	PAGE, LaShay	g	1-6	1-2	0-0	2	1	3	2	3	1	1	0	0	14
05	SMITH, Eric	g	1-5	0-1	0-1	1	2	3	2	2	0	2	0	1	24
01	WILLIAMS, Brenton	g	5-11	2-7	4-4	2	1	3	2	16	0	3	2	0	33
02	RICHARDSON, Brian	g	0-3	0-1	1-2	0	0	0	0	1	0	1	0	1	4
14	CHATKEVICIUS, L.	g	1-2	0-0	0-0	1	1	2	2	0	2	0	0	0	7
23	ELLINGTON, Bruce	g	4-9	0-2	4-5	0	3	3	4	12	2	5	0	1	27
25	KACINAS, Mindaugas	g	3-5	1-2	3-3	1	2	3	5	10	1	1	1	0	29
Team						3	2	5							
Totals			18-52	4-15	15-22	17	19	36	28	55	10	19	4	3	200

FG % 1st Half: 9-24 37.5% 2nd half: 9-28 32.1% Game: 18-52 34.6%
3FG % 1st Half: 1-2 50.0% 2nd half: 3-10 30.0% Game: 4-15 26.7%
FT % 1st Half: 8-12 66.7% 2nd half: 7-10 70.0% Game: 15-22 68.2%

Deadball Rebounds 1,2

Officials: Doug Shows, Pat Adams, Don Daily
Technical fouls: Clemson-None. South Carolina-None.
Attendance: 10684

Score by periods	1st	2nd	Total
Clemson	28	36	64
South Carolina	27	28	55

Last FG - CU 2nd-03:37, SC 2nd-00:35. Score tied - 1 times.
Largest lead - CU by 12 1st-06:34, SC by 3 2nd-17:14. Lead changed - 3 times.

GAME 9 - SOUTH CAROLINA 91, JACKSONVILLE 74 DEC. 7, 2012/COLONIAL LIFE ARENA

COLUMBIA, S.C. - South Carolina (6-3) defeated Jacksonville (4-6) 91-74 in non-conference action at Colonial Life Arena on Friday night. Freshman forward Michael Carrera led the Gamecocks as one of four players reaching double figures with 17 points and a game-high 9 rebounds. Junior guard Brian Richardson went 4-for

GAME 10 - SOUTH CAROLINA 74, APP. STATE 69
DEC. 19, 2012/COLONIAL LIFE ARENA

COLUMBIA, S.C. - South Carolina (7-3) defeated Appalachian State (2-8) 74-69 on Wednesday night in non-conference action at Colonial Life Arena behind a season-high 16 points from senior forward Lakeem Jackson.

Freshman forward Mindaugas Kacinas recorded his first career double-double with 12 points and a game-high 12 rebounds. Kacinas also registered a career-high 3 blocks in the contest. Junior guard Brenton Williams put 11 points on the board in the effort. Junior guard Eric Smith tallied seven assists in the first half, matching a career high, and surpassed it with two more dimes after the break. In the last 80 minutes of basketball, Smith has handed out 16 assists while recording only 3 turnovers.

Appalachian State had three players reach double figures. Junior forward Tevin Baskin, sophomore guard Mike Neal and redshirt sophomore Jay Canty all scored 16 points on the night. Canty, along with senior forward Nathan Healy, collected a game-leading eight boards.

Junior forward RJ Slawson scored five early points to give the Gamecocks a 7-2 lead out of the gate. The Mountaineers closed the game to three at the score of 11-8, but Williams hit a 3 and Slawson added his third basket of the half to double up on Appalachian State at 16-8. Another Williams 3 followed by a bucket by Kacinas gave South Carolina their largest lead of the game at 11.

Down 29-20 at the last media timeout of the half, the Mountaineers finished the first half with a flurry of action. Appalachian went 5-5 from the free throw line and scored three transition baskets during a 15-5 run. Canty's fast break basket gave the visitors their first lead of the game at 35-34 with 28 seconds remaining before the break.

Junior guard Bruce Ellington hit his first basket of the night, a 3-pointer, with seven seconds on the clock to give the upper hand back to the Gamecocks and the teams went into the locker room with a 37-35 score.

The Mountaineers scored the first five points of the second half to take a three-point lead. South Carolina responded with a 13-3 run to take a 52-45 advantage with 13:26 remaining. Ellington and Kacinas keyed the stretch with five and four points, respectively, in the stretch.

Appalachian responded with a 9-2 run to tie the game at 54 all and the teams traded baskets for a stretch. South Carolina built a nine-point margin after a Kacinas basket just after the final media timeout of the game.

Yet again, the Mountaineers finished the half with a flourish, pulling within two at 71-69 with only 19 seconds on the clock. The Gamecocks went 3-for-4 from the free throw line in the closing seconds to hold on for the 74-69 victory.

GAME 11 - SOUTH CAROLINA 63, MANHATTAN 57
DEC. 19, 2012/BARCLAYS CENTER - BROOKLYN, N.Y.

BROOKLYN, N.Y. - The South Carolina men's basketball team (8-3) earned a 63-57 victory over Manhattan (3-7) on Saturday night in the Brooklyn Hoops Holiday Invitational at the Barclays Center in Brooklyn, N.Y. Junior guard Brenton Williams led a trio of Gamecocks in double-figures with 17 points in the win.

Freshman forward Michael Carrera tallied 13 on the night and junior guard Brian Richardson added 12 from the bench for the Gamecocks. Senior forward Lakeem Jackson came down with a game-high 11 rebounds as South Carolina out-rebounded Manhattan 42-23 on the night.

Three Jaspers registered double figures in the contest. Freshman forward Shane Richards scored a game-best 18 points off the bench while sophomore guard Donovan Kates added 13 and junior forward Rhamel Brown totaled 10. Brown also led Manhattan with nine boards.

Two early 3s from Williams and a lay-up and 3 from Carrera saw the Gamecocks hold an 11-3 uphead with 16:25 on the clock in the opening half, which forced a timeout for the Jaspers. Manhattan responded out of the break, battling back with solid play underneath the basket with layups from graduate forward Roberto Colonette, senior guard Mohamed Koita and sophomore forward Emmy Andujar to near the score at 13-10 at the first media timeout of the contest.

The teams traded baskets through the midway point of the half before a 3 from Manhattan's Richards tied the contest at 16 with just over 11 minutes to go.

Richards sank another 3 with 10:18 on the clock for a 21-18 Jaspers lead, but Jackson and junior forward RJ Slawson connected on lay-ups through the seven-minute mark to give the Gamecocks a 22-21 lead.

The contest was close for the next several minutes, but consecutive 3s from Richardson with just over two minutes remaining in the half paced a 9-3 Carolina run through the last 2:37 of the half, which saw the Gamecocks take a 36-30 advantage into the locker room at the break.

Manhattan used a 6-2 run through the first four minutes of the second half to pull within two at 38-36 with 15:55 on the clock.

Slawson connected for a free throw near the 13-minute mark which began a 9-0 run for the Gamecocks, including two free throws from Williams following a called technical foul on the Manhattan bench. A three-point play from Richardson capped the run, which saw the Gamecocks hold a 48-41 advantage at the mid-point of the half.

Williams pushed the lead to 55-47 with 7:48 on the clock and added a 3 minutes later for a 58-49 Gamecocks uphead.

Brown hit two layups to follow and the score stood at 58-51 with 3:31 on the clock. Jackson gave Carolina 60 with a lay-up, but Richards sank his sixth 3 of the contest with 2:06 remaining at the opposite end to pull the Jaspers within six at 60-54.

Koita sank a 3 with just over one minute to go, pulling Manhattan within 3, but solid play through the final minutes saw the Gamecocks escape with a 63-57 victory.

GAME 12 - SOUTH CAROLINA 76, PRESBYTERIAN 60
DEC. 29, 2012/COLONIAL LIFE ARENA

COLUMBIA, S.C. - Junior guard Brian Richardson matched his season-high with 16 points to lead South Carolina to a 76-60 victory over Presbyterian on Saturday afternoon at Colonial Life Arena.

With the win, the Gamecocks improve to 9-3 on the season and extend their winning streak to a season-high four games. The Blue Hose drop to 2-11 overall.

Richardson was 5-of-8 from the floor and 3-of-5 from 3-point range as he reached double figures for the fourth consecutive game. He was one of four Gamecocks to score in double figures on the afternoon, as sophomore Damien Leonard (15), freshman Mindaugas Kacinas (13) and senior Lakeem Jackson (10) followed his lead.

Leonard also pulled down six rebounds, while guard Eric Smith dished out five assists with only one turnover. Junior forward RJ Slawson added five points, five rebounds and three blocks for Carolina.

Sophomore Jordan Downing led three Blue Hose in double figures with 19 points, while Khalid Mutakabbir (17) and Joshua Clyburn (10) also scored in double figures.

South Carolina built a 5-2 lead early after Richardson knocked down a trey from the right wing at the 17:15 mark of the first half, but the Blue Hose answered at the other end to pull to within 5-4 on a Clyburn jumper.

However, the Gamecocks pulled away to take an 18-6 lead with a 13-2 run capped by Kacinas layup with 11:11 remaining.

Presbyterian trimmed Carolina's lead to 22-14 with a jumper by Downing with 8:26 left, but that was as close as the Blue Hose would get, as the Gamecocks outscored Presbyterian 18-10 to close out the half and build a 40-24 lead heading into the locker room.

The Gamecocks scored at a 57.1 percent (16-of-28) clip in the first half, including a 5-of-8 effort from deep. Richardson led the charge with three 3-pointers on his way to 12 points for the half.

South Carolina pushed its lead to 49-29 by the 14:17 mark of the second half on a fastbreak jumper by Leonard.

Presbyterian refused to go away as it outscored the Gamecocks 25-14 during the next 10 minutes to trim Carolina's lead to 63-54 on a layup by Downing, but South Carolina buckled down and pulled away for the win by going on a 13-6 run to end the game.

The Gamecocks were without senior guard LaShay Page (academic issue) and freshman forward Michael Carrera (left hip injury) for the contest.

GAME 10

Official Basketball Box Score -- Game Totals -- Final Statistics
Appalachian State vs South Carolina
12/19/12 5 p.m. at Columbia, S.C. (Colonial Life Arena)

Appalachian State 69 • 2-8

##	Player	FG-FGA	3-Ptr	FT-FTA	Rebounds			PF	TP	A TO Bk Stl	Min			
					Off	Def	Tot							
04	OBACHA, Michael	f 1-4	0-0	0-0	2	4	6	4	2	0	2	0	0	20
11	HEALY, Nathan	f 2-6	1-2	2-2	4	4	8	4	7	2	2	0	4	33
35	CANTY, Jay	f 5-11	0-1	6-6	2	6	8	3	16	1	5	0	0	28
02	HAMILTON, Tab	g 1-8	0-5	3-4	0	0	0	2	5	0	1	0	0	31
23	NEAL, Mike	g 6-14	2-4	2-4	3	4	7	2	16	7	3	0	2	36
01	BASKIN, Tevin	0-17	1-1	3-3	2	2	4	5	16	1	2	4	0	26
10	BURGESS, Chris	0-0	0-0	0-0	0	0	0	0	0	0	0	0	0	4
13	TRICE, Jamaal	2-3	0-1	3-3	1	1	2	4	7	1	1	0	0	22
	Team				3	2	5							
Totals		23-63	4-14	19-22	17	23	40	24	69	12	17	4	6	200

FG % 1st Half: 14-33 42.4% 2nd half: 9-30 30.0% Game: 23-63 36.5% Deadball Rebounds 1
3FG % 1st Half: 0-6 0.0% 2nd half: 4-8 50.0% Game: 4-14 28.6%
FT % 1st Half: 7-7 100.0% 2nd half: 12-15 80.0% Game: 19-22 86.4%

South Carolina 74 • 7-3

##	Player	FG-FGA	3-Ptr	FT-FTA	Rebounds			PF	TP	A TO Bk Stl	Min			
					Off	Def	Tot							
25	KACINAS, Mindaugas	f 5-11	0-3	2-2	6	6	12	2	12	3	2	3	0	34
30	JACKSON, Lakeem	f 3-11	0-0	0-3	2	5	7	2	16	1	4	1	0	30
33	SLAWSON, RJ	f 3-6	1-1	2-2	2	1	3	4	9	0	2	0	1	13
00	PAGE, LaShay	g 1-9	0-3	5-5	0	2	2	1	7	0	1	0	0	23
05	SMITH, Eric	g 2-3	0-1	1-2	0	2	1	5	9	2	0	1	0	21
01	WILLIAMS, Brenton	g 3-4	2-2	3-5	0	1	1	2	11	4	1	1	1	28
02	RICHARDSON, Brian	g 1-4	0-3	0-1	0	2	2	2	2	0	0	2	0	11
14	CHATKEVICIUS, L.	1-1	0-0	0-0	0	1	1	1	2	0	0	0	0	6
23	ELLINGTON, Bruce	3-7	2-2	0-0	1	3	4	3	8	1	2	1	1	27
24	CARRERA, Michael	1-5	0-0	0-0	2	1	3	2	2	0	1	0	0	7
	Team				0	0	0							
Totals		28-61	5-15	13-19	13	24	37	21	74	18	17	8	4	200

FG % 1st Half: 16-32 50.0% 2nd half: 12-29 41.4% Game: 28-61 45.9% Deadball Rebounds 2
3FG % 1st Half: 4-9 44.4% 2nd half: 1-6 16.7% Game: 5-15 33.3%
FT % 1st Half: 1-3 33.3% 2nd half: 12-16 75.0% Game: 13-19 68.4%

Officials: Antonio Petty, Lee Cassell, Tony Henderson
Technical fouls: Appalachian State-None. South Carolina-None.
Attendance: 8118

Score by periods	1st	2nd	Total
Appalachian State	35	34	69
South Carolina	37	37	74

Last FG - APP 2nd-00:19, SC 2nd-02:33.
Largest lead - APP by 3 2nd-18:25, SC by 11 1st-06:38.

Score tied - 5 times.
Lead changed - 4 times.

GAME 11

Official Basketball Box Score -- Game Totals -- Final Statistics
Manhattan vs South Carolina
12/22/12 5:30 p.m. at Brooklyn, N.Y. (Barclays Center)

Manhattan 57 • 3-7

##	Player	FG-FGA	3-Ptr	FT-FTA	Rebounds			PF	TP	A TO Bk Stl	Min			
					Off	Def	Tot							
4-5	Brown, Rhamel	* 0-0	0-0	2-0	4	5	9	5	10	0	1	3	4	30
12	Stores, RaShawn	* 0-5	0-2	1-0	0	1	1	4	0	3	2	0	3	22
13	Andujar, Emmy	* 2-3	0-1	0-0	0	1	1	2	4	1	3	0	0	25
23	Koita, Mohamed	* 2-4	1-2	0-0	2	1	3	0	5	0	2	0	0	19
23	Kates, Donovan	* 2-8	1-5	8-10	2	1	3	1	13	1	1	0	0	23
00	Richards, Shane	6-12	6-11	0-0	0	0	0	3	18	1	0	0	1	23
01	Jones, CJ	0-2	0-1	2-2	0	2	2	1	2	2	0	0	1	12
10	McCoy, Ryan	0-1	0-1	0-0	0	0	0	1	0	2	0	0	0	12
15	Lacey, Adam	0-0	0-0	0-0	0	0	0	0	0	0	0	0	0	1
22	Colonette, Roberto	2-2	0-0	1-2	0	1	1	2	5	0	1	1	0	12
31	Alvarado, Michael	0-3	0-1	0-0	1	0	1	2	0	6	1	0	4	21
	Team				1	1	2							
Totals		18-45	8-24	13-24	10	13	23	21	57	16	13	4	13	200

FG % 1st Half: 10-23 43.5% 2nd half: 8-22 36.4% Game: 18-45 40.0% Deadball Rebounds 6
3FG % 1st Half: 4-14 28.6% 2nd half: 4-10 40.0% Game: 8-24 33.3%
FT % 1st Half: 6-13 46.2% 2nd half: 7-11 63.6% Game: 13-24 54.2%

South Carolina 63 • 8-3

##	Player	FG-FGA	3-Ptr	FT-FTA	Rebounds			PF	TP	A TO Bk Stl	Min			
					Off	Def	Tot							
01	WILLIAMS, Brenton	* 5-11	3-8	4-5	0	1	1	2	17	2	0	1	25	
05	SMITH, Eric	* 1-5	0-3	1-1	0	2	2	1	3	3	7	0	0	28
24	CARRERA, Michael	* 4-7	1-1	4-6	3	4	7	3	13	1	4	0	0	26
25	KACINAS, Mindaugas	* 0-1	0-0	0-0	0	1	1	3	0	0	0	0	0	16
30	JACKSON, Lakeem	* 4-5	0-0	1-2	3	8	11	3	9	3	3	0	0	34
02	RICHARDSON, Brian	3-13	2-7	4-5	2	1	3	12	0	1	0	0	1	23
14	CHATKEVICIUS, L.	1-1	0-0	0-0	1	0	1	0	2	0	0	0	0	7
02	LEONARD, Damien	3-2	0-1	0-0	0	1	1	3	0	1	1	0	1	13
33	SLAWSON, RJ	2-4	0-0	3-6	2	2	4	1	7	0	1	0	2	18
	Team				8	3	11							
Totals		20-49	6-20	17-25	19	23	42	19	63	10	19	1	6	200

FG % 1st Half: 12-27 44.4% 2nd half: 8-22 36.4% Game: 20-49 40.8% Deadball Rebounds 4
3FG % 1st Half: 5-13 38.5% 2nd half: 1-7 14.3% Game: 6-20 30.0%
FT % 1st Half: 7-9 77.8% 2nd half: 10-16 62.5% Game: 17-25 68.0%

Officials: Jeff Smith, Steve McClunkins, Peter Johnson
Technical fouls: Manhattan-TEAM. South Carolina-None.
Attendance: 7344
BROOKLYN HOOPS Holiday Invitational Game Two
Intentional Foul on #10 MAN 2:12 1st Half

Score by periods	1st	2nd	Total
Manhattan	30	27	57
South Carolina	36	27	63

Last FG - MAN 2nd-01:21, SC 2nd-02:26.
Largest lead - MAN by 3 1st-19:41, SC by 11 2nd-04:59.

Score tied - 7 times.
Lead changed - 5 times.

GAME 12

Official Basketball Box Score -- Game Totals -- Final Statistics
Presbyterian vs South Carolina
12/29/12 1 p.m. at Columbia, S.C. (Colonial Life Arena)

Presbyterian 60 • 2-11

##	Player	FG-FGA	3-Ptr	FT-FTA	Rebounds			PF	TP	A TO Bk Stl	Min
					Off	Def	Tot				
01	CLYBURN, Joshua										

GAME 13 - SOUTH CAROLINA 80, SC STATE 69
JAN. 5, 2013/COLONIAL LIFE ARENA

COLUMBIA, S.C. - In their final non-conference contest of the year, South Carolina (10-3) defeated South Carolina State (4-10) 80-69 on Saturday afternoon at Colonial Life Arena. Four Gamecocks reached double figures in the effort, with senior forward Lakeem Jackson tallying 16 to lead the way. Jackson's 16 points equaled a season-high and the forward grabbed eight boards as well. Earning his second start in a row, junior guard Brian Richardson scored 15 for his fifth straight double-digit scoring effort. Junior guard Brenton Williams recorded 14 and sophomore guard Damien Leonard added 10 points and a career-high eight rebounds in his first start of the season. Freshman forward Mindaugas Kacinas notched his third double-digit rebounding game with 10 and junior guard Eric Smith dished out seven assists. Junior forward Matthew Hezekiah turned in game-highs of 24 points and 14 rebounds in the effort for the Bulldogs. Junior guard Adama Adams also scored in double figures, registering 12. South Carolina State did not hit a three pointer in the contest.

Hezekiah scored six of the first eight for the Bulldogs and the visitors jumped out early at 10-2 and held an advantage for more than half of the first half.

The Gamecocks finally took a lead at 21-19 with 7:20 remaining before halftime when Kacinas put back a Jackson miss. Hezekiah drained a jumper to put the Bulldogs back up 21-20, the last lead of the day for South Carolina State.

South Carolina scored eight unanswered to take control of the game. The spurt started with the first of Leonard's two 3s in the final five minutes of the half and ended with a drive to the basket by Smith. The run expanded the South Carolina advantage to seven at 28-21.

Kacinas scored on a tip in at the buzzer to send South Carolina to the locker room with a 37-29 upper hand.

Out of the gate in the second half, the Gamecocks scored on four of their first five possessions to claim a 45-33 lead, prompting the Bulldogs to take a timeout.

South Carolina stretched their lead to 13 at 50-37 just after the first media break of the half and the Bulldogs responded with an 11-4 run over the next 2:52 to cut the lead to six at 44-48.

With South Carolina State trying to rally, but getting no closer than six, the Gamecocks rattled off an 8-2 run to take a double-digit lead again. Williams scored two straight baskets, the second of which was a successful three-point play. Richardson hit his first 3 of the night on the next possession giving the Gamecocks a 12-point cushion at 67-55 with 6:41 on the clock.

On a pair of Richardson free throws, South Carolina took a 14-point lead, the largest of the game at 77-63. In the final 3:01 of the game, the Bulldogs could not get closer than nine and the Gamecocks recorded the 80-69 victory.

GAME 14 - MISS. STATE 56, SOUTH CAROLINA 54
JAN. 9, 2013/HUMPHREY COLISEUM

STARKVILLE, Miss. - South Carolina (10-4, 0-1 SEC) dropped their conference opener on the road to Mississippi State (6-7, 1-0 SEC) 56-54. Junior guard Brian Richardson netted 20 points on seven made shots and five made 3s, all career highs.

Richardson also led the Gamecocks in rebounding, coming down with a game-high eight. Junior guard Bruce Ellington also reached double figures for South Carolina, tallying 11. Junior guard Eric Smith added five assists. The Gamecocks out-rebounded the Bulldogs 38-29.

Freshman guard Craig Sword led the way for Mississippi State, scoring 18 and sophomore forward Roquez Johnson added 14 in the effort. Junior forward Colin Borchert grabbed a team-high six rebounds. The Bulldogs scored 28 points off of 24 Gamecock turnovers and out-scored South Carolina 14-2 in transition.

The Gamecocks played solid defense early in the contest with both Ellington and Smith drawing a charge underneath the basket for Bulldog turnovers.

Carolina failed to convert on its first three possessions, but connected on the next four to hold a 10-4 lead at the first media timeout. Richardson was hot early, hitting his first two attempts from beyond the arc, coupled with a floater from Smith and a jumper from Ellington for the Gamecocks advantage.

Carolina scored 12 unanswered points before Mississippi State began to exploit the mounting Gamecock turnovers through the midway point of the half. The Bulldogs tied the contest at 12 on a 3-point play from Sword at the 12-minute mark.

In the next seven minutes of play, Carolina scored just two points to trail the Bulldogs 16-14 with 7:27 remaining in the half.

The Bulldogs struggled from the floor down with the first half winding down, but were solid from the free throw line and Ellington connected on two 3s late in the half to tie the contest at 26 at the break.

Carolina committed 13 turnovers in the first half, with the Bulldogs posting 15 points off those giveaways, to go along with 12 points in the paint. Mississippi State failed to hit a 3 in the first half, but connected on 10-of-14 from the free throw line.

Ellington hit his third 3 of the contest just seconds into the second half, and senior forward Lakeem Jackson added a lay-in at the 18:50 mark, which forced a Mississippi State timeout with the Gamecocks ahead 31-26.

Borchert connected on back-to-back layups for the Bulldogs and Sword followed with a 3-point play at the 16:40 mark to put the score at 34-33 Carolina.

The teams traded baskets through the next minutes of action before a 3 from Richardson pushed the Gamecocks lead to 42-37 with 12 minutes remaining.

Richardson connected on one from the free throw line at the 10:29 mark, but MSU battled back to within one until Richardson hit his fifth 3 of the game and added a jumper with just under eight minutes to go, putting the Gamecocks lead at six.

The score stood at 50-44 Gamecocks with just over five minutes on the clock, but Borchert hit two free throws for the Bulldogs, and the home team followed with lay-ups on three consecutive possessions to take a 52-50 upperhand with just over three minutes remaining.

Mississippi State called a 30-second timeout with 1:46 to go and was called for an offensive foul on the possession out of the break. Jackson connected for a lay-up on the opposite end to tie the contest at 52 with just over one minute remaining.

Sword hit two free throws for the Bulldogs with 41.8 seconds on the clock to put MSU up two. The Gamecocks committed a turnover on the ensuing possession and Sword converted to put MSU up four at 56-52 with 20 seconds remaining.

Freshman forward Michael Carrera pulled the Gamecocks back within two on a lay-up with 17 seconds on the clock and on the other end, the Bulldogs led two points on the free throw line to set the Gamecocks up with a final possession to win. The Gamecocks were unable to mark the scoreboard and MSU earned the 56-54 victory.

GAME 15 - AUBURN 74, SOUTH CAROLINA 71
JAN. 12, 2013/COLONIAL LIFE ARENA

COLUMBIA, S.C. - Junior guard Bruce Ellington scored a season-high 18 points for South Carolina, but it wasn't enough for the Gamecocks as they fell 74-71 in a back-and-forth SEC matchup with Auburn on Saturday afternoon at Colonial Life Arena.

Ellington tied the game at 71-71 by sinking a jumper with 3:10 left in the game, but Auburn held the Gamecocks scoreless the rest of the way and made 3-of-4 free throws down the stretch to secure the win in a contest that saw 27 lead changes and 13 ties.

With the loss, South Carolina falls to 10-5 overall and 0-2 in SEC play. The Tigers improve to 8-7 on the season and 2-0 in the conference.

The Gamecocks had four players reach double figures led by Ellington, who also dished out five assists and recorded two steals. Sophomore Damien Leonard tossed in 17 points, including tying a career high with five 3-pointers. He also pulled down a career-high nine rebounds. Senior Lakeem Jackson and junior Eric Smith chipped in 10 points apiece for South Carolina. Freshman Michael Carrera filled the stat sheet with six points, seven rebounds, five assists and two blocks.

As a team, the Gamecocks scored at a 45.6 percent clip (26-of-57) and made 8-of-20 attempts from 3-point range. Carolina also won the battle of the boards with a 31-24 advantage, including 17 offensive rebounds that led to 20 second-chance points.

Senior guard Frankie Sullivan paced Auburn with 17 points. Senior Rob Chubb recorded a double-double with 16 points and 10 rebounds, and freshman Brian Greene added 14 points for the Tigers, who shot 58.5 percent (24-of-41) from the floor and 44.4 percent (8-of-18) from deep.

The teams traded baskets for most of the first half. South Carolina used a 7-1 run midway through the half to build the biggest lead of the half at 20-14 on a fastbreak layup by Ellington with 11:32 on the clock.

However, the Tigers scrapped back to take a 21-20 lead on a 3-pointer by Noel Johnson with 9:45 left in the half. The lead then changed hands five times before the Gamecocks took a 39-37 lead on a jumper by Ellington with seven seconds remaining. Sullivan knocked down one of two free throws at the other end, as South Carolina took a 39-38 lead into the locker room.

Auburn jumped out to a lead early in the second half, as Sullivan drained back-to-back 3-pointers to give the Tigers a 46-42 advantage with 16:03 left in the contest. South Carolina came back to take a 49-48 lead on a Jackson jumper at the 12:48 mark. The teams then went back and forth for the next four minutes before the Gamecocks built their biggest lead of the half at 61-57 with a 3-pointer by Leonard.

But once again the Tigers came back, and Greene knocked down a trey to give his team a 62-61 lead with 6:47 left in the game. The game then saw six more lead changes and three ties before Auburn took the lead for good on a pair of made free throws by Sullivan with 2:41 on the clock.

With seven seconds left in the contest, Ellington missed a 3-point attempt from the corner, as the Tigers held on for the 74-71 victory.

GAME 13



Official Basketball Box Score - Game Totals - Final Statistics
South Carolina State vs South Carolina
 1/5/13 1:30 p.m. at Columbia, S.C. (Colonial Life Arena)

South Carolina State 69 • 4-10

##	Player	Total	3-Ptr			Rebounds				PF	TP	A	TO	Bk	Stl	Min
			FG-FGA	FG-FGA	FT-FTA	Off	Def	Total								
22	HEZEKIAH, Matthew	12-18	0-0	0-1	7	7	14	3	24	0	3	0	1	0	36	
30	PALMER, Darryl	3-8	0-0	2-2	0	6	6	2	8	2	1	2	1	0	32	
01	TOOMBS, Khalif	3-10	0-2	0-0	0	2	2	4	6	1	0	0	0	0	32	
05	ADAMS, Adama	2-6	0-2	8-8	0	2	2	4	12	2	6	2	0	0	32	
10	MYERS, Patrick	3-9	0-2	3-5	4	3	7	4	9	2	3	0	0	0	32	
11	MITCHELL, Shaquille	0-2	0-0	3-4	1	2	3	3	3	1	1	0	0	0	18	
13	HENRY, Phillip	0-0	0-0	0-0	0	1	1	0	0	0	0	0	0	0	5	
24	LINTON, Terrence	0-1	0-1	0-0	0	0	0	0	0	0	0	0	0	0	1	
33	RADOVIC, Luka	3-7	0-0	1-2	2	2	4	1	7	0	0	0	0	0	12	
	Team				1	1	2									
	Totals	26-61	0-7	17-22	15	26	41	21	69	13	15	4	3	200		

FG % 1st Half: 11-24 45.8% 2nd half: 15-37 40.5% Game: 26-61 42.6% Deadball Rebounds 0
 3FG % 1st Half: 0-4 0.0% 2nd half: 0-3 0.0% Game: 0-7 0.0%
 FT % 1st Half: 7-9 77.8% 2nd half: 10-13 76.9% Game: 17-22 77.3%

South Carolina 80 • 10-3

##	Player	Total	3-Ptr			Rebounds				PF	TP	A	TO	Bk	Stl	Min
			FG-FGA	FG-FGA	FT-FTA	Off	Def	Total								
25	KACINAS, Mindaugas	4-7	0-1	1-2	5	5	10	4	9	2	1	1	0	0	35	
30	JACKSON, Lakeem	8-15	0-0	0-3	4	4	8	3	16	2	2	1	0	0	32	
02	RICHARDSON, Brian	6-14	1-5	2-4	1	3	4	3	15	3	1	1	1	0	27	
05	SMITH, Eric	2-6	0-1	1-2	2	2	4	0	5	7	3	0	0	0	35	
32	LEONARD, Damien	3-14	2-6	2-2	2	6	8	2	10	1	2	0	1	0	29	
01	WILLIAMS, Brenton	4-8	1-3	5-7	0	1	1	1	14	1	0	0	2	0	25	
12	CHATKEVICIUS, L.	1-2	0-0	0-0	1	1	1	2	0	0	0	0	0	0	4	
33	SLAWSON, RJ	4-5	0-0	1-1	0	1	1	4	9	0	0	0	0	0	13	
	Team				2	3	5									
	Totals	32-71	4-16	12-21	17	25	42	18	80	16	9	3	4	200		

FG % 1st Half: 15-36 41.7% 2nd half: 17-35 48.6% Game: 32-61 52.7% Deadball Rebounds 4
 3FG % 1st Half: 3-10 30.0% 2nd half: 1-6 16.7% Game: 4-16 25.0%
 FT % 1st Half: 4-10 40.0% 2nd half: 8-11 72.7% Game: 12-21 57.1%

Officials: Tony Greene, Mike Thibodeaux, Dedicr Taylor
 Technical fouls: South Carolina State-TEAM. South Carolina-None.
 Attendance: 7394

Score by periods	1st	2nd	Total
South Carolina State	29	40	69
South Carolina	37	43	80

	In	Off	2nd	Fast
Points	Paint	T/O	Chance	Bench
South Carolina	38	8	17	10
SC	48	20	19	5

Last FG - SC/MSU 2nd-01:13, SC 2nd-00:30.
 Largest lead - SC/MSU by 8 1st-15:48, SC by 14 2nd-03:01.

GAME 14



Official Basketball Box Score - Game Totals - Final Statistics
South Carolina State vs Mississippi State
 01-09-13 7 p.m. at Starkville, Miss. (Humphrey Coliseum)

South Carolina 54 • 10-4 (0-1)

##	Player	Total	3-Ptr			Rebounds				PF	TP	A	TO	Bk	Stl	Min
			FG-FGA	FG-FGA	FT-FTA	Off	Def	Total								
25	KACINAS, Mindaugas	4-2	0-0	0-0	1	2	3	2	0	1	2	0	0	0	30	
20	JACKSON, Lakeem	2-2	0-0	0-2	1	3	4	4	1	4	4	2	2	0	26	
02	RICHARDSON, Brian	7-19	5-11	1-2	4	4	8	2	20	1	1	2	35			
05	SMITH, Eric	4-7	0-1	0-1	1	2	3	1	8	5	2	0	0	35		
27	ELLINGTON, Bruce	4-7	3-6	0-0	0	0	0	4	11	2	9	0	2	23		
01	WILLIAMS, Brenton	1-4	0-1	0-0	0	1	1	0	2	0	1	0	1	6		
14	CHATKEVICIUS, L.	1-4	0-1	2-2	3	3	6	2	4	0	3	0	0	18		
24	CARRERA, Michael	1-3	0-0	0-0	1	2	3	2	0	0	0	0	0	7		
32	LEONARD, Damien	0-2	0-1	0-0	0	2	2	0	0	1	0	0	0	12		
33	SLAWSON, RJ	0-0	0-0	3-4	1	3	4	2	3	0	1	0	0	8		
	Team				1	3	4									
	Totals	20-51	8-21	6-11	13	25	38	20	54	10	24	5	7	200		

FG % 1st Half: 9-21 42.9% 2nd half: 11-30 36.7% Game: 20-51 39.2% Deadball Rebounds 3
 3FG % 1st Half: 4-10 40.0% 2nd half: 4-11 36.4% Game: 8-21 38.1%
 FT % 1st Half: 4-7 57.1% 2nd half: 2-4 50.0% Game: 6-11 54.5%

Mississippi State 56 • 6-7 (1-0)

##	Player	Total	3-Ptr			Rebounds				PF	TP	A	TO	Bk	Stl	Min
			FG-FGA	FG-FGA	FT-FTA	Off	Def	Total								
03	Colin Borchert	3-8	0-1	2-2	2	4	6	2	8	1	3	4	0	0	31	
20	Galvin Ware	1-3	0-0	0-1	2	2	4	1	2	0	1	0	0	0	21	
00	Jalen Stee	2-8	0-3	0-0	0	3	3	1	4	1	1	0	0	20		
02	Trivante Bloodgood	0-4	0-1	2-2	2	0	2	4	2	2	3	0	1	22		
32	Craig Sword	6-11	0-1	6-8	1	2	3	18	2	7	1	2	28			
01	Fred Thomas	4-11	0-4	0-2	0	2	2	0	8	1	1	0	5	39		
24	Tyson Cunningham	0-1	0-0	0-0	1	2	3	1	0	1	0	1	3	19		
25	Roquez Johnson	3-3	0-0	8-10	1	2	3	3	14	0	2	1	1	26		
	Team				0	3	3									
	Totals	19-49	0-10	18-25	9	20	29	15	56	8	17	8	14	200		

FG % 1st Half: 8-26 30.8% 2nd half: 11-23 47.8% Game: 19-49 38.8% Deadball Rebounds 3
 3FG % 1st Half: 0-7 0.0% 2nd half: 0-3 0.0% Game: 0-10 0.0%
 FT % 1st Half: 10-14 71.4% 2nd half: 8-11 72.7% Game: 18-25 72.0%

Officials: Doug Shows, Rick Hartzell, Patrick Evans

GAME 16 - SOUTH CAROLINA 82, LSU 73 (OT)
JAN. 16, 2012/PETE MARAVICH CENTER

BATON ROUGE, La. - Behind double-doubles from freshman forward Michael Carrera and senior forward Lakeem Jackson, South Carolina (11-5, 1-2 SEC) defeated LSU (9-5, 0-3 SEC) 82-73 in conference play on Wednesday night. The win was the first SEC win of the Frank Martin era and is the first road win in league play since a 64-56 victory at LSU on Feb. 2, 2011.

Carrera scored 21 of his career-high 23 points in the second half and overtime. The freshman also notched 10 rebounds. Jackson added 11 points and 11 rebounds in the winning effort for his third double-double of the season. The duo's stat lines mark the first time two Gamecocks registered double-doubles in the same game since Dominique Archie and Mike Holmes did so against Winthrop on Nov. 16, 2008.

Junior guard Brenton Williams tallied 16 points and junior forward RJA Swanson scored 11. As a team, the Gamecocks went 28-of-37 from the free throw line, with Carrera and Williams hitting 9-of-10. South Carolina had 53 points off of the bench to the Tigers' 17.

Sophomore guard Anthony Hickey scored 18 points and registered seven rebounds, both team highs. Senior guard Charles Carmouche added 13 points on the night. Junior forward ShaVon Coleman also brought down seven boards in the contest. The Tigers recorded 22 turnovers to the Gamecocks' 15. South Carolina turned LSU's 22 turnovers into 27 points.

LSU jumped out to an early 9-4 lead, sparked by a 5-of-6 effort from the free throw line, which forced a quick timeout for the Gamecocks with 16:14 on the clock in the opening half. Carolina responded out of the break with a 7-2 run of its own, fueled by back-to-back layups from Jackson to tie the score at 11 with just under 14 minutes to play.

The teams traded buckets near the 12-minute mark, before the Gamecocks capitalized on 3s from Williams and Slawson, and solid free throw shooting from the duo to hold a 34-22 advantage with just under five minutes to play in the half.

The Tigers responded however, ending the half on an 11-1 run, including a 3 from Hickey and a 4-of-4 effort from the line from Carmouche and junior guard Andre Stringer. The Gamecocks missed their last seven shots attempts over the last four minutes of the half and held just a two-point lead at the break, 35-33.

Williams paced Carolina in the opening half with 12 points, while Jackson pulled down a team high seven rebounds. The Gamecocks also forced 13 LSU turnovers, three shy of the Tigers' average per game, scoring 14 points off the takeaways.

Both teams came out firing in the second half, with freshman forward Laimonas Chatkevicius and Jackson hitting two lay-ups each for Carolina, but the Tigers were flawless from 3-point range, hitting all four of their early attempts, including three from Hickey, to hold a 47-44 upperhand at the first media timeout of the half.

Stawson connected for back-to-back layups, making the second a 3-point play after a Tiger foul near the 14-minute mark to tie the score at 49. The teams traded baskets through the next several minutes, as Carmouche hit the fifth 3 of the half for the Tigers and Carrera provided two layups for the Gamecocks.

The score stood tied at 56 with 8:51 on the clock before Jackson and Carrera connected for layups to give Carolina a four-point lead with 7:46 to play.

Another 3 from Carmouche with 4:51 remaining saw the Tigers regain the lead at 65-64. Jackson converted the second half of a two-free throw opportunities shortly after to match the Tigers' 65, but Hickey connected on an acrobatic lay-up at the opposite end to see LSU hold a 67-65 upperhand at the final media timeout of the half.

The Tigers extended their lead to 69-66, which forced a Gamecock timeout with 2:36 to play. Carrera hit a lay-up out of the timeout for a two-point LSU advantage, and the Tigers failed to convert on the ensuing possession.

Williams was at the line for two attempts with 1:16 to play, hitting both to knot the score at 69. After a Gamecock timeout and possession with 43.3 seconds remaining, LSU earned a steal, but missed a 3-point attempt at the buzzer to send the contest to overtime.

The Gamecocks held a four-point advantage at 73-69 with 3:50 on the clock in the extra session after two free throws from Smith and a jumper from Carrera.

LSU's Hickey pushed a lay-up after a steal to pull the Tigers within two with 3:11 to play. The teams traded missed attempts through the middle part of OT before Carrera extended the Gamecocks lead to four with just under a minute to play.

LSU missed a 3-point attempt at the opposite end and Carrera connected on two free throws with 39.1 seconds remaining to push the Carolina lead to 76-71.

The Tigers missed another attempt from beyond the arc late in OT and clutch free throw shooting from Carrera down the stretch saw the Gamecocks close the first SEC win for head coach Frank Martin, 82-73.

GAME 16



Official Basketball Box Score -- Game Totals -- Final Statistics
South Carolina vs LSU
01/16/13 7:00 pm at Maravich Center (Baton Rouge, LA)

South Carolina 82 • 11-5 (1-2)

#	Player	Total			3-Ptr			Rebounds			PF	TP	A	TO	Blk	Stl	Min
		FG	FGA	FT	FTA	Off	Def	Total	Off	Def							
14	CHATKEVICIUS, L.	f	3-4	0-0	0-0	0	2	2	2	6	1	1	1	0	0	12	
02	RICHARDSON, Brian	f	0-0	0-0	0-0	0	0	0	0	0	0	0	0	0	0	2	
05	SMITH, Eric	g	1-5	0-1	3-4	0	0	0	5	1	2	0	1	0	36		
23	ELLINGTON, Bruce	g	3-12	0-2	1-4	0	2	2	1	7	1	3	1	3	38		
30	JACKSON, Lakeem	g	5-6	0-0	1-2	4	7	11	0	11	4	1	0	1	38		
01	WILLIAMS, Brenton	g	3-13	1-7	9-10	0	1	1	3	16	2	4	0	1	36		
24	CARRERA, Michael	g	7-10	0-1	9-10	3	7	10	4	23	0	1	0	0	24		
25	KACINAS, Mindaugas	g	1-3	0-2	1-2	1	1	2	3	0	1	0	0	0	16		
32	LEONARD, Damien	g	0-1	0-0	0-0	0	0	0	0	0	0	0	0	0	2		
33	SLAWSON, RJ	g	3-4	1-1	4-5	3	2	5	4	11	0	1	0	0	21		
Team						0	3	3		1							
Totals			26-58	2-14	28-37	11	25	36	16	82	9	15	2	6	225		

FG % 1st Half:	42.9%	2nd Half:	46.2%	OT:	50.0%	Game:	44.9%	Deadball Rebounds:	6
3FG % 1st Half:	22.2%	2nd Half:	0.0%	OT:	0.0%	Game:	14.3%		0
FT % 1st Half:	12.5%	2nd Half:	66.7%	OT:	90.0%	Game:	75.7%		5

LSU 73 • 9-5 (0-3)

#	Player	Total			3-Ptr			Rebounds			PF	TP	A	TO	Blk	Stl	Min
		FG	FGA	FT	FTA	Off	Def	Total	Off	Def							
02	O'BRYAN, III, Johnny	f	4-9	0-1	1-2	3	3	6	5	9	0	4	1	1	23		
55	DEL PIERRO, Andrew	c	1-3	0-0	5-7	3	2	5	1	7	1	1	0	1	29		
00	CARMOUCHE, Charles	g	3-6	3-5	4-4	1	0	1	4	13	5	2	0	2	37		
01	HICKEY, Anthony	g	7-17	4-11	0-0	0	7	7	4	18	4	5	0	2	35		
10	STRINGER, Andre	g	4-13	0-5	1-1	1	1	2	4	9	1	1	0	1	29		
03	COURTNEY, Jalen	g	1-2	0-0	0-0	2	2	4	2	2	0	3	0	0	17		
04	COLLINS, Corban	g	1-2	0-0	0-0	0	0	0	2	4	0	0	0	7			
05	COLEMAN, ShaVon	g	2-5	0-0	2-2	5	2	7	4	6	0	1	0	1	21		
24	MORGAN, Malik	g	3-7	1-5	0-0	0	5	5	2	7	4	1	0	1	27		
Team						0	3	3		1							
Totals			26-64	8-27	13-16	15	25	40	26	73	15	2	3	9	225		

FG % 1st Half:	44.0%	2nd Half:	43.3%	OT:	22.2%	Game:	40.6%	Deadball Rebounds:	1
3FG % 1st Half:	28.6%	2nd Half:	0.0%	OT:	0.0%	Game:	29.6%		0
FT % 1st Half:	75.0%	2nd Half:	100.0%	OT:	0.0%	Game:	81.3%		5

Officials: Anthony Jordan, Pat Adams, Patrick Evans
Technical fouls: South Carolina-None. LSU-None.
Attendance: 6654

Score by periods	1st	2nd	OT	Total	In	Off	2nd	Fast	Bench
	pts	pts	pts	pts	pts	pts	pts	pts	pts
South Carolina	35	34	13	82	36	27	12	8	53
LSU	33	36	4	73	30	17	7	4	17

Last FG - SC OT:00:56, LS OT:00:08.
Largest lead - SC by 12 1st:04:46, LS by 1 1st:16:14.
Score tied - 11 times.
Lead changed - 10 times.

GAME 17 - VANDERBILT 58, SOUTH CAROLINA 51
JAN. 19, 2013/COLONIAL LIFE ARENA

COLUMBIA, S.C. - After cutting a 10-point deficit to two, South Carolina's (11-6, 1-3 SEC) comeback fell short as Vanderbilt (7-9, 1-3 SEC) defeated the Gamecocks 58-51 in conference action at Colonial Life Arena. Senior Lakeem Jackson recorded his 500th career rebound in a Gamecock uniform. Jackson entered the day needing one board to hit the milestone and pulled down a game-high 10.

Junior guard Brenton Williams scored a game-high 16 points in the contest to lead the way for South Carolina. He was the only Gamecock to score double figures. Freshman forward Michael Carrera tallied eight points and nine rebounds in the effort. The Gamecocks were 14-of-59 from the floor, but got 19 points from free throws, hitting 19-of-25.

South Carolina recorded just seven turnovers while registering nine steals. Vanderbilt recorded 18 turnovers on the day. The Commodores out-rebounded the Gamecocks 41-33.

Junior guard Kyle Fuller scored 12 to lead the Commodores on offense. Sophomore guard Dai-Jon Parker added 11 points and five rebounds. Kedren Johnson, a sophomore guard, pulled down a team-high eight rebounds. Johnson, the team's leading scorer, was held to three points, all from the free throw line.

South Carolina took an early 8-5 lead when junior guard Bruce Ellington drove to the basket and kicked the ball out to Williams for a 3. The Gamecocks would not score for nearly 10 minutes after the shot, starting the contest on 2-of-16 shooting. Free throws from Williams and junior guard Eric Smith were the only Gamecock points during the stretch.

With Vanderbilt holding an 18-12 advantage, Ellington ended the drought with an acrobatic reverse layup to make the score 18-14.

Williams found the net with a 3-pointer with 4:15 remaining before the break to pull the Gamecocks to within one at 18-17. Vanderbilt responded with a pair of Parker free throws which Carrera answered with a jumper to once again pull the Gamecocks within one. Vanderbilt scored the last four points of the half on layups by Fuller and freshman forward Sheldon Jeter to take a 24-19 lead into the break.

The Gamecocks ended the first half shooting 5-of-29 (17.2%) from the floor and were out-rebounded by the Commodores 21-15. South Carolina kept the game within reach with a 9-of-10 performance at the free throw line.

During halftime festivities, the South Carolina football team was recognized for their second-straight 11-win season and their victory in the Outback Bowl over Michigan in Tampa, Fla. on Jan. 1, 2013.

Out of the break, Jackson scored the first points of the half on a turnaround jumper in the lane to pull the Gamecocks to within three at 24-21. South Carolina struggled from the floor again, starting the half 2-of-9.

South Carolina's shooting woes allowed Vanderbilt to grow their lead to nine as the Commodores went on an 8-2 run to make the score 32-23 with 15:55 to go.

Williams hit a 3 to cut into the Vanderbilt lead at 38-32. The Commodores responded by scoring four straight points to push the lead to 10.

Trailing by 10 at 45-35 with 8:35 to go, Carrera hit two shots, cutting the lead to six. With 5:48 remaining, Jackson knocked down a pair of free throws to get within six at 48-42. On the next possession, Ellington stole the ball and hit Jackson in transition for the dunk.

Ellington picked up his second steal in a row on the next Vanderbilt possession. This time the two-spot athlete elected to take it himself. Ellington missed the shot, but was fouled. He knocked down both free throws to pull the Gamecocks within two at 48-46 with 1:01 remaining.

Vanderbilt hit 7-of-12 free throws down the stretch to hang on for the 58-51 win.

GAME 17



Official Basketball Box Score -- Game Totals -- Final Statistics
Vanderbilt vs South Carolina
11/19/13 1:47 pm at Columbia, S.C. (Colonial Life Arena)

Vanderbilt 58 • 7-9 (1-3 SEC)

#	Player	Total			3-Ptr			Rebounds			PF	TP	A	TO	Blk	Stl	Min
		FG	FGA	FT	FTA	Off	Def	Total	Off	Def							
00	ODOM, Rod	f	2-3	1-2	3-4	1	3	4	3	8	1	1	0	0	30		
21	JETER, Sheldon	f	3-4	0-1	2-5	2	4	6	3	8	1	1	0	0	23		
34	MOATS, Shelby	c	1-2	0-0	1-2	0	0	0	4	3	1	2	0	0	14		
02	JOHNSON, Kedren	g	0-6	0-3	3-4	1	7	8	4	3	4	4	1	0	23		
24	PARKER, Dai-Jon	g	2-7	1-2	6-8	0	5	5	3	11	3	5	0	0	31		
11	FULLER, Kyle	g	3-5	2-2	4-8	0	5	5	0	12	2	2	0	0	28		
25	BRIGHT, Kevin	g	3-4	2-3	0-1	1	6	7	2	8	3	1	0	0	30		
40	HENDERSON, Josh	g	2-6	0-0	1-2	1	2	3	2	5	0	2	1	1	21		
Team						0	2	2									
Totals			16-37	6-13	20-33	6	34	40	21	58	15	18	2	1	200		

FG % 1st Half:	47.4%	2nd Half:	38.9%	Game:	43.2%	Deadball Rebounds:	6
3FG % 1st Half:	42.9%	2nd Half:	50.0%	Game:	46.2%		0
FT % 1st Half:	3-6	2nd Half:	17-27	Game:	60.6%		6

South Carolina 51 • 11-6, 1-3 SEC

#	Player	Total			3-Ptr			Rebounds			PF	TP	A	TO	Blk	Stl	Min
		FG	FGA	FT	FTA	Off	Def	Total	Off	Def							
14	CHATKEVICIUS, L.	f	0-2	0-1	2-2	0	0	0	2	0	0	0	0	0	7		
24	CARRERA, Michael	f	3-9	0-0	2-3	2	7	9	4	8	0	2	1	1	27		
30	JACKSON, Lakeem	f	2-6	0-0	2-4	5	10	3	6	1	0	0	0	0	33		
05	SMITH, Eric	g	1-5	0-2	3-3	0	1	1	5	0	0	0	0	28			
23	ELLINGTON, Bruce	g	2-13	0-5	3-4	1	3	4	5	7	2	1	0	3	34		
01	WILLIAMS, Brenton	g	3-10	3-7	7-8	0	2	2	3	16	2	1	0	1	25		
02	RICHARDSON, Brian	g	3-8	1-4	0-1	3	0	3	2	7	1	1	1	2	20		
25	KACINAS, Mindaugas	g	0-1	0-0	0-0	0	1	1	0	0	0	0	0	0	4		
32	LEONARD, Damien	g	0-2	0-1	0-0	0	0	0	0	0	0	0	0	0	6		
33	SLAWSON, RJ	g	0-3	0-1	0-0	0	2	2	3	0	1	2	0	0	16		
Team						1	1	1									
Totals			14-59	4-21	19-25	12	31	24	51	7	7	2	9	200			

**GAME 19 - SOUTH CAROLINA 75, ARKANSAS 54
JAN. 26, 2013/ COLONIAL LIFE ARENA**

COLUMBIA, S.C. - Behind 20 points and six rebounds off the bench from junior guard Brian Richardson, South Carolina (12-7, 12-5 SEC) defeated Arkansas (12-7, 3-3 SEC) 75-54 at Colonial Life Arena for its first home conference win of the season. The 21-point margin of victory is the largest in conference play since an 18-point win over Kentucky on Feb. 25, 2009. It is the first margin of at least 20 points in SEC play since an 83-61 win over Mississippi State on Feb. 11, 2006. Both of the wins occurred at Colonial Life Arena.

Richardson's 20 points matched a career high he set against Mississippi State earlier this year. Junior guard Bruce Ellington scored 14 and senior forward Lakeem Jackson added 11 points in the victory. Freshmen forwards Laimonas Chatkevicius and Michael Carrerascored eight points each with Chatkevicius grabbing a team-high seven rebounds.

Junior forward Marshawn Powell recorded 22 points at 13 rebounds for Arkansas. Both totals were game highs. He was the only Razorback to reach double figures. Junior guard Rickey Scott scored nine points with sophomore guard BJ Young and junior forward Coty Clarke adding seven apiece.

South Carolina outrebounded Arkansas 42-26, the largest margin in SEC play this season. All but two Gamecocks that entered the game recorded at least three boards in the contest. After only recording six turnovers in the first half, South Carolina ended the game with 18 that led to 28 points for Arkansas.

Arkansas scored their first five points of the game before Carrera put the Gamecocks on the board with a free throw. Arkansas opened up a 15-3 lead 4:21 into the game, prompting a South Carolina timeout.

After the timeout, the shots began to fall for the Gamecocks as they scored 13 unanswered points. Richardson scored on consecutive possessions with a jumper and a 3-pointer. Swanson scored just before the second media timeout to pull the South Carolina within one at 14-15.

The Gamecocks took their first lead of the game at 16-15 on a Carrera basket with 10:06 on the clock.

Young scored in transition for the Razorbacks to briefly reclaim the upperhand, but Slawson split a pair of shots from the free throw line to tie the game. Jackson hit just the fifth 3 of his career to break the tie and Richardson drained one on the next possession to give South Carolina a six-point cushion.

Ellington and Richardson scored the next 10 points for the Gamecocks, each with a two-point bucket and a 3 to stretch the lead to 14 at 33-19.

Ellington added another 3-pointer and Smith hit 3 as the shot clock was expiring to give the Gamecocks their largest lead of the half at 19.

Both of the teams scored in the final six seconds of the half. Ellington with a layup for the Gamecocks and Powell dunked the ball as the buzzer went off to end the period.

In the final 15:39 of the first half, the Gamecocks outscored the Razorbacks 40-11 for a 43-26 lead. South Carolina was bolstered by 7-of-10 three point shooting. The Gamecocks were 17-of-29 (58.6%) from the field for the half. Richardson scored 13 first-half points, including three shots from behind the arc.

Out of the break, South Carolina stretched their 15-cyle lead to 19 just 2:41 into the second half. Richardson hit Carrera on a break for a thunderous dunk to give the Gamecocks their first 20-point advantage at 52-32 with 14:19 to go in the game.

Arkansas tried to crawl back into the game, getting as close as 12 on a Powell dunk with 10:37 on the clock, but they would get no closer as the Gamecocks scored the next nine points.

With 5:07 to go, Chatkevicius added a basket to give the Gamecocks their largest lead of the game at 71-46. At the final media timeout of the game, the Gamecocks led 71-50 and the home team cruised to the 75-54 win.

**GAME 20 - NO. 4 FLORIDA 75, SOUTH CAROLINA 36
JAN. 30, 2013/STEPHEN C. O'CONNELL CENTER**

GAINESVILLE, Fla. - South Carolina (12-8, 2-5 SEC) fell to No. 4 Florida (17-2, 7-0 SEC) 75-36 in conference play on Wednesday night. Freshman forward Michael Carrera scored 13 and tallied a game-high nine rebounds to pace the Gamecocks.

Junior guard Bruce Ellington added seven points and three assists. On the night, the Gamecocks were 14-of-45 (31.1%) from the floor for the game. South Carolina turned the ball over 17 times, leading to 22 Florida points. The Gamecocks recorded seven steals, but were only able to manufacture two points from 12 Gator turnovers.

Senior guards Mike Rosario and Kenny Boynton led the Gators netting 15 points apiece. Boynton dished out seven assists for the Gators. Freshman guard Michael Frazier added 12 points and seven rebounds. Junior center Patric Young recorded a team-high eight boards. Florida was 12-of-21 (57.1%) from behind the arc on the night and hit 23-of-54 (52.8%) field goal attempts.

The Gamecocks had nine turnovers on their first 15 possessions of the game and Florida held a 21-4 lead after a 4-point play from Rosario with 10:12 remaining in the first half.

Sophomore guard Damien Leonard hit a jumper with just under 10 minutes remaining in the half on an assist from junior guard Brenton Williams to put the score at 21-6, but South Carolina continued to be plagued by fouls and turnovers the remainder of the half with two free throws from Leonard giving the Gamecocks 10 points at the break to trail the Gators 33-10.

South Carolina hit just three field goals in the opening half on 21 attempts, missing all seven shots from 3-point range. Florida was 11-of-23 from the field, including four made 3s. The Gamecocks hit all four attempts from the free throw line in the half, with Florida hitting 7-of-16 attempts.

Florida began the second half on a 13-3 run sparked by two 3s from Boynton, forcing a timeout for the Gamecocks with 16:46 on the clock.

The Gamecocks continued to struggle offensively in the second half, scoring 26 points on 11-of-24 shooting. Florida opened up their largest lead at 46 points with 2:49 remaining on the clock, and took the 75-36 win.

**GAME 21 - GEORGIA 67, SOUTH CAROLINA 56
FEB. 2, 2013/ COLONIAL LIFE ARENA**

COLUMBIA, S.C. - South Carolina (12-9, 2-6 SEC) fell to the Georgia Bulldogs 67-56 (10-11, 4-4 SEC) at the Colonial Life Arena on Saturday in SEC play. Freshman forward Michael Carrera led Carolina in scoring for the second straight game with 16 points and seven rebounds.

The Gamecocks and Bulldogs were evenly matched in the first half, switching leads 12 times. Carrera led Carolina in scoring with 15 of South Carolina's 30 points in the opening half, while he also grabbed three steals in the set, a career high for the freshman.

In the first two minutes, UGA's Kentavious Caldwell-Pope put up his first 3-pointer of the game, leading off the scoring for the Bulldogs. He continued in the first half to contribute 16 points and four rebounds. The Gamecocks held off Caldwell-Pope in the second half limiting him to only three points, finishing the game with a team high 19 points and seven rebounds.

After Georgia got out to a 20-16 lead, the Gamecocks stole the momentum with 7:08 left in the half on the play of Carrera. After a 3-pointer by Caldwell-Pope, Carrera answered with a jumper from the paint and sank a rare 3 that fired up the crowd and gave the Gamecocks a 21-20 advantage. To cap the 7-0 run, Carrera fed the ball inside to Bruce Ellington for a layup to make the score 23-20. The two teams traded leads until Mindaugas Kacinas put together a three-point play with 30 seconds left to give the Gamecocks a 30-29 advantage at the half.

Georgia's hot shooting started the second half, giving the Bulldogs a 46-38 lead. Ellington drew the Gamecocks within two at 46-44 with a six-point stretch, starting it with a 3, his third of the game.

On the next possession, Ellington took the ball off of a big block by RJ Slawson for a layup, drawing a foul on the shot. He made the free throw to close the streak. Ellington continued to fire up the crowd throughout the second half with 14 points and two assists. Brian Richardson came out of the locker room and posted nine points in the second half for a total of 12 in the game.

Georgia was too strong for the Gamecocks to hold off in the second half, shooting 61 percent from the field (14-23), led by Kenny Gaines with 11 points. The Bulldogs' Charles Mann iced the game with free throws down the stretch, posting 11 points and six assists on the day.

GAME 19



Official Basketball Box Score - Game Totals - Final Statistics
Arkansas vs South Carolina
1/26/13 1:47 p.m. ET at Columbia, S.C. (Colonial Life Arena)

Arkansas 54 • 12-7, 3-3 SEC

##	Player	Total	3-Ptr			Rebounds				PF	TP	A	T	Blk	Stl	Min
			FG-FGA	FG-FGA	FT-FTA	Off	Def	Total	PF							
21	MICKELSON, Hunter	f	2-5	0-0	0-0	1	2	2	4	0	1	0	2	1	2	16
33	POWELL, Marshawn	f	9-14	1-1	3-5	6	7	13	1	22	0	1	3	1	37	
03	SCOTT, Rickey	g	3-9	1-2	2-3	0	0	2	9	1	0	0	1	0	20	
11	YOUNG, BJ	g	3-12	0-2	1-1	1	2	2	7	4	2	0	1	27		
12	GULLEY, Fred	g	1-3	0-1	1-2	1	1	2	3	4	1	0	2	28		
01	WADE, Mardracus	g	0-6	0-4	2-2	1	0	1	3	2	1	2	1	16		
04	CLARKE, Coty	g	3-4	0-0	1-2	2	2	4	3	7	2	1	1	19		
05	BELL, Anthon	g	0-4	0-4	0-0	0	0	0	0	1	0	0	0	12		
20	HAYDAR, Kikko	g	0-2	0-2	0-0	0	0	0	3	0	0	0	0	13		
22	WILLIAMS, Jacey	g	0-0	0-0	0-0	0	0	0	0	0	0	0	0	4		
23	WAGNER, DeQuavious	g	0-0	0-0	0-0	0	0	0	0	0	0	0	0	4		
24	QUALLS, Michael	g	0-2	0-0	0-0	0	2	2	0	0	0	1	0	4		
	Team														4	
	Totals		21-61	2-16	10-15	12	14	26	19	54	13	9	5	10	200	

FG % 1st Half: 9-25 36.0% 2nd Half: 12-36 33.3% Game: 21-61 34.4%
3FG % 1st Half: 2-7 28.6% 2nd Half: 0-9 0.0% Game: 2-16 12.5%
FT % 1st Half: 6-8 75.0% 2nd Half: 4-7 57.1% Game: 10-15 66.7%

South Carolina 75 • 12-7, 2-4 SEC

##	Player	Total	3-Ptr			Rebounds				PF	TP	A	T	Blk	Stl	Min
			FG-FGA	FG-FGA	FT-FTA	Off	Def	Total	PF							
14	CHATKEVICIUS, L.	f	3-5	0-0	2-3	2	5	7	1	8	0	3	1	0	12	
24	CARRERA, Michael	f	3-7	0-1	2-4	3	2	5	2	8	0	3	0	0	23	
30	JACKSON, Lakeem	f	4-4	1-1	2-6	0	3	3	11	3	1	2	1	28		
05	SMITH, Eric	g	3-6	1-2	0-0	0	0	0	1	7	3	1	0	27		
03	ELLINGTON, Bruce	g	6-8	2-2	0-1	1	3	4	1	14	4	3	0	33		
01	WILLIAMS, Brenton	g	0-4	0-0	1-2	3	1	4	0	1	1	0	0	15		
02	RICHARDSON, Brian	g	8-13	3-5	1-1	5	6	11	20	2	1	0	0	24		
25	KACINAS, Mindaugas	g	2-3	0-0	0-0	1	4	5	4	2	3	1	0	24		
32	LEONARD, Damien	g	0-0	0-0	0-0	0	0	0	0	0	0	0	0	1		
33	SLAWSON, RJ	g	1-2	0-0	1-2	2	1	3	4	3	2	1	1	13		
	Team													1		
	Totals		30-52	7-12	8-17	13	29	42	13	75	17	18	5	2	200	

FG % 1st Half: 17-29 58.6% 2nd Half: 13-23 56.5% Game: 30-52 57.7%
3FG % 1st Half: 7-10 70.0% 2nd Half: 0-2 0.0% Game: 7-12 58.3%
FT % 1st Half: 2-6 33.3% 2nd Half: 6-11 54.5% Game: 8-17 47.1%

Officials: Tony Greene, John Hampton, Lamar Simpson
Technical fouls: Arkansas-None, South Carolina-None.
Attendance: 10926

Score by periods	1st	2nd	Total
Arkansas	26	28	54
South Carolina	43	32	75

Last FG - AR 2nd-00:00, SC 2nd-00:33.
Largest lead - AR by 12 1st-15:39, SC by 25 2nd-05:07.

Score tied - 1 time.
Lead changed - 3 times.

GAME 20

Official Basketball Box Score - Game Totals - Final Statistics
South Carolina vs Florida
1/30/13 8 p.m. at Stephen C. O'Connell Center

South Carolina 36 • 12-8, 2-5 SEC

##	Player	Total	3-Ptr			Rebounds				PF	TP	A	T	Blk	Stl	Min
			FG-FGA	FG-FGA	FT-FTA	Off	Def	Total	PF							
14	CHATKEVICIUS, L.	f	0-3	0-0	1-2	0	1	1	2	1	0	0	0	1	10	
24	CARRERA, Michael	f	6-9	0-0	1-3	2	7	9	2	13	0	1	0	0	22	
30	JACKSON, Lakeem	f	1-3	0-1	0-0	1	2	3	2	2	3	0	2	29		
05	SMITH, Eric	g	2-8	1-3	0-0	0	0	0	5	0	3	0	1	35		
03	ELLINGTON, Bruce	g	2-9	1-4	2-2	1	2	3	2	7	3	0	0	34		
01	WILLIAMS, Brenton	g	0-2	0-1	0-0	0	0	0	0	0	1	0	0	5		
02	RICHARDSON, Brian	g	0-1	0-0	0-0	0	0	0	0	1	0	0	0	3		
25	KACINAS, Mindaugas	g	2-2	0-0	0-0	1	2	2	4	1	0	0	0	16		
32	LEONARD, Damien	g	1-6	0-4	2-2	0	2	2	1	4	0	0	0	23		
33	SLAWSON, RJ	g	0-2	0-1	0-0	1	2	3	3	0	2	0	0	21		
25	STEELE, Brian	g	0-0	0-0	0-0	0	0	0	0	0	0	0	0	1		
55	PHILLIPS, Shane	g	0-0	0-0	0-0	0	0	0	0	0	0	0	0	1		
	Team														1	
	Totals		14-45	2-14	6-9	6	18	24	15	36	8	17	0	7	200	

FG % 1st Half: 3-21 14.3% 2nd Half: 11-24 45.8% Game: 14-45 31.1%
3FG % 1st Half: 0-7 0.0% 2nd Half: 2-7 28.6% Game: 2-14 14.3%
FT % 1st Half: 4-4 100.0% 2nd Half: 2-5 40.0% Game: 6-9 66.7%

Florida 75 • 17-2, 7-0 SEC

##	Player	Total	3-Ptr			Rebounds				PF	TP	A	T	Blk	Stl	Min
			FG-FGA	FG-FGA	FT-FTA	Off	Def	Total	PF							
33	Murphy, Erik	f	3-6	2-2	0-0	0	2	2	3	8	2	3	0	3	20	
04	Young, Patric	c	3-6	0-0	2-7	2	6	8	0	8	0	2	2	28		
01	Boynton, Kenny	g	5-11	3-6	2-2	0	3	3	15	7	0	0	4	32		
03	Rosario, Mike	g	6-11	2-5	1-1	0	3	3	15	2	0	0	0	25		
05	Wilbein, Scottie	g	3-5	1-1	2-2	2	2	4	2	8	2	2	1	30		
00	Kurtz, Jacob	g	1-1	0-0	0-0	0	0	0	0	2	0	0	0	1		
01	Ogbueze, Braxton	g	0-1	0-0	0-0	0	0	0	1	0	1	0	0	5		
02	Graham, Dillon	g	0-2	0-1	0-0	0	0	0	0	0	0	0	0	3		
1-2	Yegueite, Will	g	1-2	0-0	1-4	3	4	7	1	3	2	2	1	22		
20	Frazier, Michael	g	4-6	4-6	0-0	2	5	7	12	0	0	0	0	24		
24	Prather, Casey	g	1-1	0-0	0-0	1	1	2	1	2	1	0	0	3		
25	Walker, DeVon	g	1-1	0-0												

GAME 22 - KENTUCKY 77, SOUTH CAROLINA 55 FEB. 5, 2012/RUPP ARENA

LEXINGTON, Ky. - South Carolina (12-10, 2-7 SEC) fell to Kentucky (16-6, 7-2 SEC) 77-55 in conference action Tuesday night. Despite limited minutes due to foul trouble, freshman forward Michael Carrera led the Gamecocks with 18 points and six rebounds, both were team highs.

Sophomore guard Damien Leonard also snatched a team-high six boards to go with his six points. Junior guard Bruce Ellington scored nine points on the night. Junior guard Brenton Williams recorded his first career SEC start. South Carolina only recorded seven turnovers in the contest, matching a season low previously set against Vanderbilt on Jan. 19.

Kentucky had five players reach double figures. Freshman forward Nerlens Noel notched a double-double with 10 points and 10 rebounds to go with his five blocks. Senior guard Julius Mays scored 15. Two freshmen added 13 apiece, forward Willie Cauley-Stein and guard Archie Goodwin. Sophomore guard Ryan Harrow added 12 for the Wildcats. South Carolina was able to convert 17 Wildcat turnovers into 16 points.

Facing a 7-0 deficit after missing their first four shots, the Gamecocks steadily climbed back into the game, scoring on the next four possessions. Carrera hit a jumper for the first South Carolina basket and drained a 3 after a Kentucky turnover. Junior guard Brian Richardson hit a 3 of his own to pull the Gamecocks to within three at 13-10. Carrera scored over Noel just before the first media timeout to make the score 15-12.

With 10:19 to go in the first half, Leonard hit streaking junior guard Eric Smith for a backdoor layup to give South Carolina an 18-17 lead. The basket prompted a Kentucky timeout.

The Gamecocks did not record their first turnover until the 9:32 mark, but turned it over on their next three possessions, helping Kentucky take a 26-18 lead.

After the Kentucky called the timeout in response to the 18-17 South Carolina lead, the Wildcats went on a 28-6 run over the last 9:38 of the half to take a 45-24 lead into the locker room.

Ellington was relegated to the bench with foul trouble for most of the first half, logging only three minutes of action. Despite only playing seven minutes due to early fouls, Carrera was the Gamecocks' leading scorer, registering seven at the break.

With 14:24 on the clock, Carrera pulled the Gamecocks to within 15 with two free throws at 55-40, but Kentucky reasserted themselves, scoring 8 unanswered points during a 13-1 run. The streak put the Wildcats up 68-41 with 9:16 to go in the game.

Seven quick points on free throws from Leonard and Ellington to go with a 3 from junior forward RJ Slawson helped the Gamecocks close the gap to 18 at 70-52. Kentucky called a timeout with 4:30 on the clock to keep the South Carolina momentum at bay.

The Gamecocks could draw no closer and the Wildcats recorded the 77-55 win.

GAME 22



Official Basketball Box Score - Game Totals - Final Statistics
South Carolina vs Kentucky
02/05/13 9:00pm at Rupp Arena - Lexington, KY

South Carolina 55 • 12-10, 2-7

##	Player	Total			3-Ptr			Rebounds			PF	TP	A	T	Blk	Stl	Min
		FG	FGA	FT	FTA	Off	Def	Def	PF	TP							
24	CARRERA, Michael	f	6-10	2-3	4-7	2	4	6	4	18	0	0	0	0	0	1	24
00	JACKSON, Lakeem	f	1-5	0-0	0-0	0	3	3	3	2	0	0	2	0	0	28	
01	WILLIAMS, Brenton	g	1-5	0-3	2-2	0	0	0	0	4	1	0	0	0	0	18	
02	RICHARDSON, Brian	g	2-7	2-6	0-0	0	0	0	1	6	0	0	0	0	1	18	
23	ELLINGTON, Bruce	g	1-8	0-4	7-9	0	1	2	9	0	3	0	0	0	0	23	
05	SMITH, Eric	g	1-5	0-2	0-0	0	0	0	2	2	1	0	0	0	0	17	
14	CHATKIVICUS, L.	g	2-6	0-0	2-2	1	2	3	4	0	1	0	0	0	0	13	
25	KACINAS, Mindaugas	g	0-4	0-1	1-2	1	2	3	3	1	0	0	0	0	0	15	
32	LEONARD, Damien	g	2-5	0-2	2-2	5	1	6	1	6	2	1	0	0	0	29	
33	SLAWSON, RJ	g	1-4	1-2	0-0	1	1	3	3	0	0	0	1	0	0	13	
55	PHILLIPS, Shane	g	0-0	0-0	0-0	0	0	0	0	0	0	1	0	0	0	2	
Team					0	2											
Totals			17-59	5-23	16-24	9	16	25	23	55	5	7	3	5	200		

FG % 1st Half:	9-32	28.1%	2nd half:	8-27	29.6%	Game:	17-59	28.8%	Deadball Rebounds	6
3FG % 1st Half:	3-13	23.1%	2nd half:	2-10	20.0%	Game:	5-23	21.7%		
FT % 1st Half:	3-6	50.0%	2nd half:	13-18	72.2%	Game:	16-24	66.7%		

Kentucky 77 • 16-6, 7-2

##	Player	Total			3-Ptr			Rebounds			PF	TP	A	T	Blk	Stl	Min
		FG	FGA	FT	FTA	Off	Def	Def	PF	TP							
58	Noel, Nerlens	f	5-8	0-0	0-3	2	8	10	1	10	0	2	5	0	0	30	
22	Poythress, Alex	f	2-5	0-0	3-3	2	7	9	4	7	0	4	1	1	1	21	
10	Goodwin, Archie	g	3-8	0-1	7-12	1	4	5	13	3	3	1	1	0	33		
12	Harrow, Ryan	g	6-6	0-0	0-0	2	2	4	12	4	1	0	1	0	25		
4	Mays, Julius	g	4-5	4-5	3-3	0	1	12	15	4	2	0	0	0	32		
04	Hood, Jon	g	1-1	0-0	0-0	0	0	0	0	2	0	0	0	0	2		
05	Polson, Jarrod	g	0-0	0-0	0-0	0	2	2	0	2	0	0	0	0	11		
15	Cauley-Stein, Willie	g	5-7	0-0	3-5	1	5	6	2	13	0	0	2	0	22		
33	Wiltjer, Kyle	g	1-4	1-2	2-2	1	5	6	4	5	0	3	0	0	24		
Team					0	1											
Totals			27-44	5-8	18-28	7	35	42	20	77	13	17	9	3	200		

FG % 1st Half:	15-22	68.2%	2nd half:	12-22	54.5%	Game:	27-59	61.4%	Deadball Rebounds	4
3FG % 1st Half:	3-5	60.0%	2nd half:	2-3	66.7%	Game:	5-8	62.5%		
FT % 1st Half:	12-15	80.0%	2nd half:	6-13	46.2%	Game:	18-28	64.3%		

Officials: Anthony Jordan, John Cahill, Jamie Luckie
Technical fouls: South Carolina-None, Kentucky-None.
Attendance: 22559

Score by periods	1st	2nd	Total
South Carolina	24	31	55
Kentucky	45	32	77

Last FG - SC 2nd-02:24, UK 2nd-01:12.
Largest lead - SC by 1 1st-10:22, UK by 27 2nd-09:16.

Score tied - 1 time.
Lead changed - 2 times.

GAME 23 - TENNESSEE 66, SOUTH CAROLINA 61 FEB. 10, 2013/COLONIAL LIFE ARENA

COLUMBIA, S.C. - Freshman forward Michael Carrera led the Gamecocks in points and rebounds for the fourth straight game, but South Carolina (12-11, 2-8 SEC) fell to Tennessee (12-10, 4-6 SEC) 66-61 on Sunday afternoon at Colonial Life Arena. Carrera logged 18 points and 11 rebounds for his fourth double-double of the season.

Junior guard Brian Richardson scored 17 and added five rebounds for the Gamecocks. Junior guards Eric Smith and Bruce Ellington scored nine and six, respectively, with Ellington dishing out five assists. South Carolina turned the ball over 13 times to Tennessee's 18. The Gamecocks converted the turnovers into 19 points.

Sophomore forward Jarnelle Stokes scored a game-high 20 points and tallied 10 rebounds to lead Tennessee. Junior guard Trae Golden scored 16 for the Volunteers with sophomore guard Josh Richardson adding seven with five rebounds and five assists. The Volunteers made more free throws than the Gamecocks attempted, going 27-of-37 from the line while South Carolina was 18-of-25.

Neither team was able to take command of the first half, with six ties and six lead changes in the first 12 minutes of the game. No lead was over two points in the stretch.

At the 8:05 mark, senior forward Lakeem Jackson hit a free throw to give the Gamecocks a 19-16 lead, the largest lead of the game at the time. Tennessee responded with a 12-2 run to stretch out a seven-point advantage at 28-21.

Out of a South Carolina timeout to stop the Volunteer surge, Smith scored five unanswered points of his own on a jumper and a 3 to pull back to within two at 28-26 with 3:04 remaining before the break.

Tennessee held onto the lead for the last 6:59 of the half and carried a 32-29 advantage into the locker room.

Carrera scored seven of the first nine Gamecock points and ended the half with nine. Richardson, Ellington and Smith scored five a piece before the break.

Out of the locker room, South Carolina closed the gap and took a 35-34 lead when Ellington found Carrera for an emphatic dunk.

With the Gamecocks still holding onto the lead at 39-38, Tennessee converted back-to-back three-point plays to grab a 44-29 advantage. Richardson responded for South Carolina by putting in a layup and drawing a foul. He could not get the free throw to go down, but Jackson wrangled the rebound and Richardson drove in the lane hitting another layup. The four-point possession drew the Gamecocks to within one at 44-43.

South Carolina regained the lead on two Smith free throws that made the score 45-44 with 11:15 on the clock.

At the final media timeout of the half, the teams were locked in the 12th tie of the game at 55-55. Sophomore guard Damien Leonard sank two free throws out of the timeout to put the Gamecocks up two, but Tennessee took control, setting off on a 10-1 run to take a 65-58 lead, the largest of the game.

Richardson hit a long-range 3 with 16 seconds on the clock to make the score 65-61, but the Gamecocks ran out of time, missing their last three shots. The Volunteers were 5-of-6 from the line down the stretch to secure the 66-61 win.

GAME 23



Official Basketball Box Score - Game Totals - Final Statistics
Tennessee vs South Carolina
2/10/13 1 p.m. at Columbia, S.C. (Colonial Life Arena)

Tennessee 66 • 12-10, 4-6

##	Player	Total			3-Ptr			Rebounds			PF	TP	A	T	Blk	Stl	Min
		FG	FGA	FT	FTA	Off	Def	Def	PF	TP							
55	Stokes,Jarnell	f	6-9	0-0	8-13	5	5	10	2	20	2	6	4	0	0	35	
20	Hali,Kenny	f	1-2	0-0	0-0	1	1	2	3	2	0	2	0	0	0	11	
01	Richardson,Josh	g	1-4	0-2	5-6	1	4	5	4	7	5	2	1	2	33		
04	Moore,Armani	g	0-0	0-0	0-1	1	1	0	0	0	2	1	1	8			
52	McRae,Jordan	g	1-7	1-3	4-4	0	4	4	2	7	1	1	0	0	35		
00	Makanjuola,Yemil	g	0-1	0-0	2-2	1	0	1	2	2	0	0	0	0	4		
03	Reese,Derek	g	0-1	0-1	0-0	0	1	1	0	0	0	0	0	0	3		
11	Golden,Trae	g	4-8	0-2	8-10	0	1	1	2	16	1	2	0	0	27		
13	McBee,Skylar	g	3-7	2-6	0-0	0	0	2	8	1	1	1	0	1	27		
31	Chievous,Quinton	g	2-2	0-0	0-0	1	0	1	5	4	0	2	0	1	11		
32	Edwards,D'Montre	g	0-0	0-0	0-2	0	3	3	1	0	0	0	0	0	6		
Team					1	2											
Totals			18-41	3-14	27-37	10	22	32	23	66	10	18	6	7	200		

FG % 1st Half:	11-24	45.8%	2nd half:	7-17	41.2%	Game:	18-41	43.9%	Deadball Rebounds	3
3FG % 1st Half:	0-5	0.0%	2nd half:	3-9	33.3%	Game:	3-14	21.4%		
FT % 1st Half:	10-13	76.9%	2nd half:	17-24	70.8%	Game:	27-37	73.0%		

South Carolina 61 • 12-11, 2-8

##	Player	Total			3-Ptr			Rebounds			PF	TP	A	T	Blk	Stl	Min
		FG	FGA	FT	FTA	Off	Def	Def	PF	TP							
24	CARRERA, Michael	f	6-9	0-1	6-9	2	9	11	2	18	0	4	0	1	29		
30	JACKSON, Lakeem	f	1-4	0-0	1-1	2	1	3	2	3	0	0	0	0	24		
02	RICHARDSON, Brian	g	6-15	2-7	3-5	1	4	5	3	17	0	2	0	2	25		
03	ELLINGTON, Bruce	g	1-9	0-1	4-6	0	2	3	6	5	2	0	0	0	36		
32	LEONARD, Damien	g	1-6	0-4	2-2	0	2	4	4	1	1	0	1	38			
05	SMITH, Eric	g	3-5	1-2	2-2	0	0	3	9	1	0	0	0	21			
25	KACINAS, Mindaugas	g	1-1	0-1	0-0	1	0	1	0	1	2	0	0	9			
33	SLAWSON, RJ	g	2-2	0-0	0-0	1	0	1	4	0	1	1	2	18			
Team					5	5											
Totals			20-51	3-16	18-25	12	18	30	22	61	8	13	1	7	200		

FG % 1st Half:	10-23	43.5%	2nd half:	10-28	35.7%	Game:	20-51	39.2%	Deadball Rebounds	3
3FG % 1st Half:	2-6	33.3%	2nd half:	1-10	10.0%	Game:	1-16	18.8%		
FT % 1st Half:	7-9	77.8%	2nd half:	11-16	68.8%	Game:	18-25	72.0%		

Officials: Tony Greene, Anthony Jordan, Mike Nance
Technical fouls: Tennessee-None, South Carolina-None.
Attendance: 10101

Score by periods	1st	2nd	Total
Tennessee	32	34	66
South Carolina	29	32	61

Last FG - UT 2nd-02:17, SC 2nd-00:16.
Largest lead - UT by 7 1st-03:52, SC by 3 1st-08:05.

Score tied - 12

GAME 25 - ALABAMA 68, SOUTH CAROLINA 58 FEB. 16, 2013/COLEMAN COLISEUM

TUSCALOOSA, Ala. - South Carolina (12-13, 2-10 SEC) fell to Alabama (17-8, 9-3 SEC) 68-58 in SEC action at Coleman Coliseum Saturday afternoon. Junior guard Brenton Williams scored 14 off the bench to lead the Gamecocks.

Freshman forward Laimonas Chatkevicius scored a season-high 11 points and tied a career high with seven rebounds. Junior guard Bruce Ellington also scored 11 points to go with his four rebounds and three assists. Junior guard Eric Smith was the fourth Gamecock in double figures, scoring 10. Senior forward Lakeem Jackson led South Carolina on the boards with nine.

Alabama had three players reach double figures, with sophomore guard Trevor Lacey leading the way with 17. Sophomore guard Rodney Cooper and sophomore forward Nick Jacobs scored 10 a piece. Sophomore guard Levi Randolph was the top rebounder for the Crimson Tide, tallying nine.

South Carolina out-rebounded Alabama 34 to 31 in the contest. The Gamecocks committed 20 turnovers that led to 18 points for the Crimson Tide. South Carolina converted 12 Alabama giveaways into 15 points.

On the night, the Gamecocks shot 45 percent, going 23-of-51 from the floor. Alabama hit 22 of their 47 shots to shoot nearly 47 percent. South Carolina scored 34 points in the paint to Alabama's 26.

The score stood at 8-4 Alabama at the first media timeout of the opening half, but the Crimson Tide hit two 3s out of the break for a 14-4 advantage prompting a Gamecock timeout with 13:14 to play.

Alabama would extend its lead on a 14-4 run through the seven-minute mark sparked by three made 3-point baskets, which forced Frank Martin to call another timeout.

The Gamecocks scored on back-to-back possessions through the five-minute mark with Williams and junior forward RJ Slawson connecting for layups to put the score at 32-13 Alabama with 4:40 to play before the break.

Carolina's offense found a spark out of the final media timeout, closing the opening half on an 11-0 run over the course of the final 3:30 to pull within nine at the break at 35-24. Ellington and Chatkevicius connected for layups in the stretch, and Ellington added a long 3 just before the buzzer.

South Carolina shot 40 percent in the half, hitting 10-of-25 attempts, compared to the Crimson Tide, which hit 48 percent from the floor (12-25). The difference early was six made 3s from Alabama, compared to just one from the Gamecocks in the opening half. Ellington's 11 points led the Gamecocks in the half, with Chatkevicius adding six points and five rebounds.

The teams traded made baskets through the 15-minute mark of the second half, with Chatkevicius, Williams and Jackson providing layups for Carolina. The score held at 41-31 Alabama with 14:39 on the clock at the first media timeout of the second half.

Alabama hit three quick baskets out of the break to force another Carolina timeout. Jacobs hit two layups for Alabama and junior guard Trevor Releford added another after a Gamecock turnover to put the score at 47-31 with 13:43 to play.

Both teams added 10 points to their side of the scoreboard over the next six minutes of play, with Smith hitting two 3s for Carolina, but the Crimson Tide lead held at 57-41 with 7:06 to play.

Carolina strung together a 9-6 run out of the break to put the score at 63-50 with 2:55 to play. Williams hit a 3 and a layup, with Smith and Jackson adding a layup each during the stretch.

Williams would add a layup and 3 late and junior guard Brian Richardson connected for three free throws, but Alabama held on for the 68-58 win.

GAME 26 - NO. 4 FLORIDA 75, SOUTH CAROLINA 36 JAN. 30, 2013/STEPHEN C. O'CONNELL CENTER

COLUMBIA, S.C. - Junior guard Eric Smith hit a go-ahead 3-pointer with 27 seconds remaining and freshman forward Laimonas Chatkevicius blocked the final Ole Miss shot to give South Carolina (13-13, 3-10 SEC) a 63-62 conference win over Ole Miss (19-7, 8-5 SEC) at Colonial Life Arena on Wednesday night.

Freshman forward Michael Carrera notched his fifth double-double of the season with 13 points and 13 rebounds, both were team-highs. In addition to hitting his first collegiate game-winner, Smith scored 12 and dished out five assists; both were highs in conference play this season. Junior guard Bruce Ellington had nine points on the night and Chatkevicius added seven points and seven boards. The Gamecocks only registered just 10 turnovers in the game, matching a season-low. Senior forward Murphy Holloway scored a game-high 19 points and had 13 rebounds. Junior guard Marshall Henderson, the SEC's leading scorer with 19.7 points per game, tallied 11 in the contest. Freshman guard Derrick Millinghaus also scored 11 on the night.

South Carolina shot 40 percent for the game, going 26-of-65 from the floor, including an 8-of-19 (42%) performance from the arc. Ole Miss shot 37.5% on 24-of-64 shooting. The visitors connected on eight of their 24 3-point attempts. The Rebels failed to connect on their last seven shots of the game. The Gamecocks attempted a season-low eight free throws, connecting on three shots. The Rebels attempted just nine shots from the line, converting six.

It was just over two minutes into the game before Millinghaus connected on a 3-pointer for the first points of the contest. Smith scored the first South Carolina points on a lay-up. In the early portion of the game, Ole Miss stretched out to an early four-point lead and was able to maintain the cushion. Down 17-13 after a Holloway lay-up, South Carolina rattled off seven quick points to claim the lead. Carrera put back his own miss to start the run. Ellington added a steal and lay-up followed by a 3-pointer to give the Gamecocks the 20-17 lead.

Ole Miss scored 10 unanswered points to grab the lead again. Holloway keyed the run, scoring seven straight points. Junior guard Brenton Williams stepped the surge with a 3, making the score 23-27 with 6:45 to go.

Henderson drained a shot from behind the arc to give Ole Miss a seven-point lead at 32-25, but South Carolina rattled off six quick points. Carrera put back an Ellington miss and Williams contributed a lay-up and drew the foul. Williams missed the free throw, but Carrera fought for the rebound and muscled his way to a basket. After the run, the Gamecocks were down only one at 32-31 with 3:30 remaining. Chatkevicius drained a 3 for the final basket of the half with 2:44 on the clock. The score gave the Gamecocks a 34-32 advantage. Holloway split a pair of free throws for the Rebels, and South Carolina carried a 34-33 upend into the break.

After not scoring in last weekend's matchup at Alabama, Carrera led the Gamecocks in the first half with 10 points. Holloway led the Rebels with 10 points of his own at the break. The Gamecocks hit 14-of-36 from the floor (38.9%) while Ole Miss sank 44% of their shots on 12-of-27 shooting.

To open the half, the teams exchanged 3-point shots. The Rebels were able to knock the game at 37 on a Holloway free throw, but Carrera gave it right back to the Gamecocks on the next possession. Up 41-39 after a lay-up from Smith, Henderson gave Ole Miss their first lead of the since the break on a 3 just before their first media timeout of the half.

With the score 54-49, the Gamecock advantage stood at five after a Smith 3-pointer, but Ole Miss went on a 11-0 run over the next 3:37 to regain the lead. Ellington stopped the spurt with a lay-up, making the score 60-55.

At the final media timeout, the Rebel lead was 62-56. Senior forward Lakeem Jackson made a free throw and Williams drained a 3 to pull South Carolina to within two at 62-60 with 2:01 on the clock. Out of a Gamecock timeout, Ellington couldn't connect on a shot and neither could Henderson on the other end for Ole Miss. Ellington missed a shot on the next Gamecock possession, but the ball found its way to Jackson and then to Smith who drained his second shot from beyond the arc with 27 seconds to go to put the Gamecocks up 63-62. Ole Miss called a timeout with 25.1 on the clock. Out of the timeout, Henderson missed a 3-point attempt and the Rebels put Smith on the line for a one-and-one. The Gamecock could not connect on the front end, setting up Ole Miss for one last shot with :08 on the clock.

Jackson blocked the first Rebel attempt on their final possession, but Ole Miss had the chance to set up once again with 9 remaining. Henderson released a shot from the corner, but Chatkevicius got a hand on it to wrap up the 63-62 win.

On Saturday, the Gamecocks will continue SEC play as they face Georgia at 2 p.m. in Athens, Ga., with the television broadcast set for CBS Sports.

GAME 27 - GEORGIA 62, SOUTH CAROLINA 54 (OT) FEB. 23, 2013/STEGEMAN COLISEUM

ATHENS, Ga. - The South Carolina men's basketball team (13-14, 3-11 SEC) suffered a 62-54 overtime loss on the road at Georgia (13-14, 7-7 SEC) on Saturday in the second contest between the Gamecocks and Bulldogs this season. After trailing 23-16 at the halftime break, Carolina out-scored Georgia 37-30 in the second half to force overtime, but was unable to come away with the road win.

Junior guard Bruce Ellington was the only Gamecock to score in double figures with 11 points in the effort. Freshman forward Laimonas Chatkevicius pulled down a team and season best 10 rebounds. Senior forward Lakeem Jackson added nine points and two steals and junior guard Brenton Williams contributed nine points off the bench.

Sophomore guard Kentavious Caldwell-Pope led Georgia with 18 points, all of which came in the second half and overtime. He also dished four assists and collected four steals in the win. Brandon Morris led the squad on the boards with 11.

Neither team shot well in the contest, with the Gamecocks connecting on 30.0 percent (18-60), compared to 31.3 percent (15-48) from the Bulldogs. South Carolina hit 12-of-24 attempts from the free throw line, but Georgia took 22 more attempts than the Gamecocks from the charity stripe, hitting 28-of-46 from the line.

The Gamecocks struggled from the floor early in the opening half, missing their first eight attempts through the 14:46 mark and first media timeout where Georgia held a 3-0 advantage.

Chatkevicius scored the first Carolina basket just out of the break, but shooting struggles continued for the Gamecocks, having hit just 1-of-13 attempts with 11:29 remaining in the half, and trailing the Bulldogs 7-2.

South Carolina continued to battle and pulled within two at 17-15 with 3:55 to play before the break. Junior guard Brian Richardson and Jackson connected for layups before Williams added another and two from the foul line. Freshman forward Mindaugas Kacinas added layups on consecutive possessions during the stretch.

Georgia, also played by poor shooting most of the half, concluded the opening 20 minutes of action on a 6-1 run to hold a 23-16 advantage at the break.

Carolina hit just 20.0 percent (6-30) in the half, compared to 23.1 percent (6-26) from the Bulldogs. Neither team connected from beyond the arc, and Georgia held a 29-20 advantage on the glass.

Offense improved for both squads to open the second half. Ellington and Williams hit 3s for the Gamecocks and Caldwell-Pope marked the scoreboard with a 3 and a layup for the Bulldogs to put the score at 33-26 with 15:38 to play.

The Gamecocks put together a 9-4 run through the 11:34 mark to pull within two at 37-35 on Ellington's second made 3 of the half.

Carolina continued to chip away at the Bulldog lead, and a 3 from Richardson with 8:36 to play saw the Gamecocks take their first lead at 39-38. Georgia countered with a layup from Nemanja Djuricic, but Richardson responded at the opposite end with his second 3 of the half to put Carolina up 42-40 with 6:42 remaining.

Djuricic would hit two from the free throw line for Georgia at the 4:25 mark, and Carrera would answer with two free throws of his own seconds later, showing the score at 46-45 UGA at the final media timeout of regulation.

The teams traded made free throws out of the break, before Carolina scored on consecutive possessions to pull away to a 51-47 lead after Ellington's third 3 of the half with 1:43 remaining.

Georgia closed the gap with clutch free throw shooting, with Caldwell-Pope connecting and Djuricic adding two from the line with under a minute to play, putting the score at 51-50 Gamecocks with 51 seconds remaining.

Smith would convert two at the line for the Gamecocks with 17 seconds remaining, but Caldwell-Pope would hit his biggest shot of the night, a 3 to tie the contest at 53 with just under nine seconds remaining.

On the ensuing inbound play for the Gamecocks, the clock began running early before the Gamecocks missed a desperation 3 attempt as time expired in regulation. After further review, the officials added 4.5 seconds to the clock, and the Gamecocks were awarded the ball under the Georgia basket. South Carolina struggled to get the ball past midcourt, and the contest went to overtime.

Georgia out-scored the Gamecocks 9-1 in the extra session to close the 62-54 overtime victory. Carolina was 0-of-7 from the floor in overtime, and hit just 1-of-4 from the free throw line.

GAME 25



Official Basketball Box Score - Game Totals - Final Statistics
South Carolina vs Alabama
2/16/13 3 p.m. at Tuscaloosa, Ala. (Coleman Coliseum)

South Carolina 58 • 12-13, 2-10

#	Player	Total		3-Ptr		Rebounds		PF	TP	A	T	Blk	Stl	Min	
		FG	FGA	FG	FGA	FT	FTA								Off
14	CHATKEVICIUS, L.	f	4-8	0-0	3-7	2	5	7	5	11	0	2	0	0	25
24	CARRERA, Michael	f	0-1	0-0	0-0	2	2	4	0	0	0	4	0	0	8
30	JACKSON, Lakeem	f	3-4	0-0	0-0	1	8	9	5	6	1	2	0	0	27
02	RICHARDSON, Brian	g	0-5	0-4	4-6	0	0	0	0	4	1	0	0	0	22
23	ELLINGTON, Bruce	g	5-12	1-4	0-0	3	1	4	3	11	3	2	0	2	36
01	WILLIAMS, Brenton	g	6-12	2-5	0-0	0	0	0	3	14	2	4	0	4	26
05	SMITH, Eric	g	4-6	2-4	0-0	0	2	2	2	10	1	2	0	0	25
25	KACINAS, Mindaugas	g	0-1	0-0	0-0	0	3	3	0	0	1	0	0	0	8
32	LEONARD, Damien	g	0-1	0-0	0-0	0	0	0	0	0	0	0	0	0	6
33	SLAWSON, RJ	g	1-1	0-0	0-0	1	2	3	4	2	0	2	0	0	17
	Team					1	2	3			2				
	Totals		23-51	5-17	7-13	10	24	34	22	58	9	20	0	6	200

FG % 1st Half: 10-25 40.0% 2nd Half: 13-26 50.0% Game: 23-51 45.1%
3FG % 1st Half: 1-9 11.1% 2nd Half: 4-8 50.0% Game: 5-17 29.4%
FT % 1st Half: 3-7 42.9% 2nd Half: 4-6 66.7% Game: 7-13 53.8%

Alabama 68 • 17-8, 9-3

#	Player	Total		3-Ptr		Rebounds		PF	TP	A	T	Blk	Stl	Min	
		FG	FGA	FG	FGA	FT	FTA								Off
1-1	Gueye, Moussa	c	1-1	0-0	1-3	1	2	3	2	3	0	0	3	0	19
05	Lacey, Trevor	g	6-11	2-6	3-3	0	4	4	0	17	4	4	0	2	34
12	Releford, Trevor	g	2-6	1-2	4-6	0	3	2	9	5	2	0	2	3	33
20	Randolph, Levi	g	2-7	0-3	2-3	5	4	9	3	6	2	5	0	4	36
21	Cooper, Rodney	g	4-9	1-4	1-3	0	2	3	10	1	0	0	1	29	
15	Jacobs, Nick	g	4-6	0-0	2-5	3	1	4	2	10	0	0	3	2	21
24	Pollard, Devonta	g	1-3	0-1	3-6	1	3	4	1	5	0	1	0	1	14
32	Obasohan, Retin	g	2-4	2-3	2-4	0	1	1	3	8	0	0	0	1	14
	Team					0	1	1							
	Totals		22-47	6-19	18-33	10	21	31	16	68	12	12	7	12	200

FG % 1st Half: 12-25 48.0% 2nd Half: 10-22 45.5% Game: 22-47 46.8%
3FG % 1st Half: 6-14 42.9% 2nd Half: 0-5 0.0% Game: 6-19 31.6%
FT % 1st Half: 5-11 45.5% 2nd Half: 13-22 59.1% Game: 18-33 54.5%

Officials: C.J. Washington, Jim Lindsey
Technical fouls: South Carolina-None. Alabama-None.
Attendance: 13112

Score by periods	1st	2nd	Total
South Carolina	24	34	58
Alabama	35	33	68

Last FG - SC 2nd-00:08, UA 2nd-00:13.
Largest lead - SC by 5 1st-19:30, UA by 23 1st-05:55

GAME 26



Official Basketball Box Score - Game Totals - Final Statistics
Ole Miss vs South Carolina
2/23/13 7 p.m. at Columbia, S.C. (Colonial Life Arena)

Ole Miss 62 • 19-7, 8-5 SEC

#	Player	Total		3-Ptr		Rebounds		PF	TP	A	T	Blk	Stl	Min	
		FG	FGA	FG	FGA	FT	FTA								Off
23	Buckner, Reginald	f	3-5	0-0	1-2	2	3	5	7	0	1	4	0	22	
31	Holloway, Murphy	f	7-13	0-0	5-7	4	9	13	2	19	1	2	1	31	
03	Millinghaus, Derrick	g	4-13	3-8	0-0	1	3	4	0	11	1	2	0	24	
20	Williams, Nick	g	2-4	1-1	0-0	0	4	4	2	5	2	1	2	26	
22	Henderson, Marshall	g	4-17	3-11	0-0	0	4	4	11	2	1	0	0	35	
10	White, LaDarius	g	2-5	1-3	0-0	0	1	1	5	2	3	1	1	16	
13	Perez, Anthony	g	0-1	0-0	0	1	2	0	0	0	0	0	1	7	
25	Brutus, Terry	g	2-3	0-0	0-0	1	3	4	1	4	0	0	1	23	
32	Summers, Jarvis	g	0-3	0-1	0-0	0	0	0	1	0	3	2	0	16	
	Team					6	0	6							
	Totals		24-64	8-24	6-9	15	28	43	13	62	11	12	9	8	200

FG % 1st Half: 12-27 44.4% 2nd Half: 12-37 32.4% Game: 24-64 37.5%
3FG % 1st Half: 5-11 45.5% 2nd Half: 3-13 23.1% Game: 8-24 33.3%
FT % 1st Half: 4-5 80.0% 2nd Half: 2-4 50.0% Game: 6-9 66.7%

South Carolina 63 • 13-13, 3-10 SEC

#	Player	Total		3-Ptr		Rebounds		PF	TP	A	T	Blk	Stl	Min	
		FG	FGA	FG	FGA	FT	FTA								Off
14	CHATKEVICIUS, L.	f	3-7	1-1	0-0	2	5	7	3	7	0	2	2	0	25
24	CARRERA, Michael	f	6-12	0-0	1-2	8	5	13	2	13	1	2	3	0	27
30	JACKSON, Lakeem	f	1-6	0-0	2-4	3	2	5	2	4	3	2	1	25	
05	SMITH, Eric	g	5-9	2-4	0-1	0	3	0	12	5	3	0	0	34	
23	ELLINGTON, Bruce	g	4-14	1-5	0-0	0	1	3	9	3					

GAME 28 - MISSOURI 90, SOUTH CAROLINA 68
FEB. 28, 2013 / COLONIAL LIFE ARENA

COLUMBIA, S.C. - South Carolina (13-15, 3-12 SEC) could not overcome a 69.6 percent shooting performance by Missouri (20-8, 9-6 SEC), dropping a home conference contest 90-68 on Thursday night at Colonial Life Arena. Sophomore guard Damien Leonard scored a career-high 20 points, hitting a career-best six 3s to lead the Gamecocks.

Junior guards Brian Richardson and Brenton Williams scored 10 points apiece in the game. Freshman forward Michael Carrera and senior forward Lakeem Jackson grabbed a team-high four rebounds. The Gamecocks shot 42.9 percent in the game, hitting 24-of-56 shots.

Senior guard Keion Bell recorded 18 of his game-high 24 points in the first half to lead Missouri. Sophomore guard Jabari Brown added 23 points, with senior forward Alex Oriakhi tallying 18. Both junior guard Phil Pressey and junior forward Tony Criswell registered a game-high five rebounds with Pressey adding nine assists.

Carrera struck first for South Carolina, giving them the early 2-0 lead, but Missouri was able to build a cushion, taking a 13-5 lead after Brown and Bell hit back-to-back 3-pointers to give the Tigers an eight-point lead four minutes into the matchup.

After checking in at the first media timeout, freshman forward Mindaugas Kacinas immediately drained shot from behind the arc and Richardson added another 3 on the next possession for the Gamecocks, cutting the Missouri lead to 15-11. Williams hit a 3-pointer two plays later and tacked on a basket in the lane to tie the game at 17 at the second media break.

With the game knotted at 17, the Tigers went on a 9-0 run to take a 26-17 upperhand. Williams stopped the run with a score in transition.

On the back of three Leonard 3-point baskets, the Gamecocks pulled to within two at 32-30, and the Gamecocks leveled the game again, this time at 32-32, on a long Ellington jumper with 5:14 remaining in the half.

Leading 38-34 at the final media timeout of the first half, Missouri went on a 7-2 run to match their largest lead of the half at nine. Freshman forward Laimonas Chatkevicius scored a bucket for South Carolina on their final offensive possession of the half, making the score 45-38 when the teams went to the locker room.

Holding a seven-point advantage at halftime, the Tigers started the second half 6-of-6 from the floor, going on a 12-4 run to stretch out a 57-42 lead.

The Gamecocks were able to cut the lead to 11 after five straight points from Lenoard, but could draw no closer. The visitors went on a 16-2 run, pulling ahead at 76-51.

At the third media break of the second half, the Tigers were shooting 92 percent in the second half, going 12-of-13 floor. Missouri was able to maintain their lead to record a 90-68 win.

GAME 28



Official Basketball Box Score - Game Totals - Final Statistics
Missouri vs South Carolina
 2/28/13 9 p.m. at Columbia, S.C. (Colonial Life Arena)

Missouri 90 • 20-8, 9-6

##	Player	Total	3-Ptr	Rebounds			PF	TP	A	TO	Blk	Stl	Min		
				FG-FGA	FG-FGA	FT-FTA								Off	Def
21	Bowers, Laurence	f	3-5	0-0	0-0	0	3	3	4	6	0	1	2	0	24
42	Oriakhi, Alex	f	6-6	0-0	6-6	2	1	3	2	18	0	1	2	1	27
01	Pressey, Phil	g	0-0	0-0	0-0	0	5	5	2	0	9	3	0	0	31
05	Bell, Keion	g	8-12	1-1	7-8	0	3	3	1	24	4	2	0	0	31
32	Brown, Jabari	g	8-10	2-3	5-9	1	2	3	2	23	5	1	0	2	23
03	Criswell, Tony	g	2-4	0-0	2-3	1	4	5	1	6	0	1	0	2	21
04	Haith, Corey	g	0-0	0-0	0-0	0	0	0	0	0	0	0	0	0	1
14	Webster-Chan, Negus	g	1-4	0-2	0-0	0	1	1	1	2	1	0	0	0	11
33	Ross, Earnest	g	3-4	2-2	0-0	2	2	4	4	8	0	3	0	1	25
35	Jankovic, Stefan	g	1-1	1-1	0-0	0	1	1	1	3	0	0	0	0	3
44	Rosburg, Ryan	g	0-0	0-0	0-0	0	0	0	0	0	0	0	1	0	3
	Team					0	0	0							
Totals			32-46	6-9	20-26	6	22	28	18	90	19	12	5	6	200

FG % 1st Half: 16-24 66.7% 2nd half: 16-22 72.7% Game: 32-46 69.6% Deadball Rebounds 4.1
 3FG % 1st Half: 2-3 66.7% 2nd half: 4-6 66.7% Game: 6-9 66.7%
 FT % 1st Half: 11-14 78.6% 2nd half: 9-12 75.0% Game: 20-26 76.9%

South Carolina 68 • 13-15, 3-12

##	Player	Total	3-Ptr	Rebounds			PF	TP	A	TO	Blk	Stl	Min		
				FG-FGA	FG-FGA	FT-FTA								Off	Def
14	CHATKEVICIUS, L.	f	1-1	0-0	2-2	1	0	1	1	4	1	1	0	0	11
24	CARRERA, Michael	f	3-6	0-0	3-4	3	1	4	4	9	0	1	0	2	17
05	SMITH, Eric	g	0-5	0-2	0-0	0	1	1	2	0	4	1	0	0	32
23	ELLINGTON, Bruce	g	2-7	0-4	2-4	0	1	1	0	6	4	1	0	2	32
30	JACKSON, Lakeem	g	0-2	0-0	0-0	1	1	2	4	0	0	1	0	0	10
01	WILLIAMS, Brenton	g	4-6	1-3	1-2	0	0	0	0	10	2	0	0	0	15
02	RICHARDSON, Brian	g	4-7	2-5	0-0	1	0	1	2	10	1	1	0	0	15
25	KACINAS, Mindaugas	g	2-5	1-2	0-0	2	2	4	2	5	1	3	0	0	26
32	LEONARD, Damien	g	7-14	6-10	0-0	1	1	2	2	20	1	0	0	0	24
33	SLAWSON, RJ	g	1-3	0-0	2-2	2	0	2	4	4	0	1	2	1	18
	Team					1	1	2							
Totals			24-56	10-26	10-14	12	8	20	21	68	14	10	2	5	200

FG % 1st Half: 14-24 58.3% 2nd half: 10-32 31.3% Game: 24-56 42.9% Deadball Rebounds 1.2
 3FG % 1st Half: 7-12 58.3% 2nd half: 3-14 21.4% Game: 10-26 38.5%
 FT % 1st Half: 3-5 60.0% 2nd half: 7-9 77.8% Game: 10-14 71.4%

Officials: Tony Greene, John Cahill, Jim Burr
 Technical fouls: Missouri-None. South Carolina-None.
 Attendance: 9360

Score by periods	1st	2nd	Total	In	Off	2nd	Fast	Bench
				Paint	T/O	Chance	Break	
Missouri	45	45	90	46	17	8	21	19
South Carolina	38	30	68	24	16	12	4	49

Last FG - MU 2nd-00:25, SC 2nd-00:16. Score tied - 4 times.
 Largest lead - MU by 25 2nd-10:58, SC by 2 1st-19:38. Lead changed - 1 time.



#30 - LAKEEM JACKSON

SENIOR | FORWARD | 6'5" | 235 | 3 LETTERS
CHARLOTTE, N.C./CHRIST SCHOOL

JACKSON'S CAREER HIGHS

POINTS

19 vs. Baylor (Jan. 2, 2010)

FIELD GOALS

9 vs. Baylor (Jan. 2, 2010)

FIELD GOAL ATTEMPTS

17 vs. Baylor (Jan. 2, 2010)

3-POINT FIELD GOALS

1, three times, last vs. Vanderbilt (Jan. 8, 2011)

3-POINT FIELD GOAL ATTEMPTS

4 vs. Alabama A&M (Nov. 13, 2009)

FREE THROWS

5 vs. Furman (Dec. 21, 2009)

FREE THROW ATTEMPTS

9, twice, last vs. Baylor (Jan. 2, 2010)

REBOUNDS

15, vs. Missouri State (Nov. 24, 2012)

ASSISTS

7, at Vanderbilt (Feb. 5, 2011)

BLOCKS

4, vs. Miss. State (Jan. 9, 2013)

STEALS

6 vs. Baylor (Jan. 2, 2010)

MINUTES PLAYED

44, vs. WKU (Nov. 27, 2010)

JACKSON'S SEASON HIGHS

POINTS

16, twice, last vs. SC State (Jan. 5, 2013)

FIELD GOALS

8, twice, last vs. SC State (Jan. 5, 2013)

FIELD GOAL ATTEMPTS

15, vs. SC State (Jan. 5, 2013)

3-POINT FIELD GOALS

1, twice, last vs. Arkansas (Jan. 26, 2013)

3-POINT FIELD GOAL ATTEMPTS

1, 3 times, last vs. Arkansas (Jan. 26, 2013)

FREE THROWS

3, vs. Missouri State (Nov. 24, 2012)

FREE THROW ATTEMPTS

6, vs. Arkansas (Jan. 26, 2013)

REBOUNDS

15, vs. Missouri State (Nov. 24, 2012)

ASSISTS

5, twice, last vs. Jacksonville (Dec. 7, 2012)

BLOCKS

4, vs. Miss. State (Jan. 9, 2013)

STEALS

3, vs. LSU (Feb. 14, 2013)

MINUTES PLAYED

40, vs. Milwaukee (Nov. 11, 2012)

2012-13

Opponent	Date	GS	Min	FG-FGA	Pct	3FG-FGA	Pct	FT-FTA	Pct	Off	Def	Tot	Avg	PF	FO	A	TO	Blk	Stl	Pts	Avg
MILWAUKEE	11/11/12	*	40	6-10	.600	0-0	.000	0-1	.000	1	5	6	6.0	1	0	0	2	1	1	12	12.0
MORGAN STATE	11/16/12	*	34	3-5	.600	0-0	.000	2-4	.400	2	6	8	7.0	3	0	4	2	0	1	8	10.0
RIDER	11/19/12	*	32	7-8	.875	0-0	.000	0-0	.000	1	6	7	7.0	3	0	3	4	0	2	14	11.3
ELON	11/21/12	*	36	7-13	.539	0-0	.000	0-1	.333	6	4	10	7.8	2	0	2	2	2	10	12.0	
vs. Missouri State	11/24/12	*	35	3-3	.667	0-0	.000	3-5	.455	2	2	4	7.0	4	0	2	3	0	0	9	11.4
vs. UALR	11/25/12	*	35	5-7	.674	0-0	.000	0-3	.357	5	10	15	8.3	0	0	5	3	2	0	10	11.2
at St. John's	11/29/12	*	20	3-7	.642	0-0	.000	0-1	.333	4	2	6	8.0	3	0	0	3	0	0	6	10.4
CLEMSON	12/2/12	*	33	2-5	.621	0-0	.000	0-0	.333	4	2	3	7.8	2	0	1	3	1	0	4	9.6
JACKSONVILLE	12/7/12	*	29	2-4	.613	0-0	.000	1-1	.375	1	6	7	7.7	1	0	5	3	1	1	5	9.1
APPALACHIAN ST	12/19/12	*	30	8-11	.630	0-0	.000	0-3	.316	2	5	7	7.6	2	0	1	4	1	0	16	9.8
vs. Manhattan	12/22/12	*	34	4-5	.641	0-0	.000	1-2	.333	3	8	11	7.9	3	0	3	3	0	0	9	9.7
PRESBYTERIAN	12/29/12	*	27	5-11	.618	0-1	.000	0-2	.304	3	1	4	7.6	4	0	2	0	0	0	10	9.8
SC STATE	1/5/13	*	32	8-15	.606	0-0	.000	0-3	.269	4	4	8	7.6	3	0	2	2	1	0	16	10.2
at Miss State	1/9/13	*	26	2-2	.613	0-0	.000	0-2	.250	1	3	4	7.4	4	0	1	4	2	4	9.8	
AUBURN	1/12/13	*	28	4-7	.611	0-0	.000	2-4	.281	1	1	2	7.0	3	0	3	0	0	1	10	9.8
at LSU	1/16/13	*	38	5-6	.622	0-0	.000	1-2	.294	4	7	11	7.3	0	0	4	1	0	1	11	9.9
VANDERBILT	1/19/13	*	33	2-6	.608	0-0	.000	2-4	.316	5	5	10	7.4	3	0	1	0	0	0	6	9.6
at Missouri	1/22/13	*	32	3-6	.603	1-1	.500	2-4	.303	3	2	5	7.3	3	0	3	2	0	2	9	9.6
ARKANSAS	1/28/13	*	28	4-4	.615	1-1	.667	2-6	.333	0	3	3	7.1	1	0	3	1	2	1	11	9.7
at Florida	1/30/13	*	29	1-3	.609	0-1	.500	0-0	.333	1	2	3	6.9	2	0	2	3	0	2	2	9.3
GEORGIA	2/2/13	*	19	1-3	.603	0-0	.500	0-0	.333	0	3	3	6.7	0	0	2	2	0	0	2	9.0
at Kentucky	2/5/13	*	28	1-5	.589	0-0	.500	0-0	.333	0	3	3	6.5	3	0	0	0	2	0	2	8.6
TENNESSEE	2/10/13	*	24	1-4	.580	0-0	.500	1-1	.347	2	1	3	6.3	2	0	0	1	0	0	3	8.4
LSU	2/14/13	*	35	5-9	.579	0-0	.500	0-4	.321	5	2	7	6.4	1	0	3	0	2	3	10	8.5
at Alabama	2/16/13	*	27	3-4	.583	0-0	.500	0-0	.321	1	8	9	6.5	5	1	1	2	0	0	6	8.4
OLE MISS	2/20/13	*	25	1-6	.568	0-0	.500	2-4	.333	3	2	5	6.4	2	0	3	2	1	1	4	8.2
at Georgia	2/23/13	*	28	4-8	.565	0-0	.500	1-2	.339	0	2	2	6.3	5	1	0	3	1	2	9	8.2
MISSOURI	2/28/13	*	10	0-2	.559	0-0	.500	0-0	.339	1	1	2	6.1	4	0	0	1	0	0	0	7.9
at Texas A&M	3/2/13																				
MISS STATE	3/6/13																				
at Vanderbilt	3/9/13																				

SEASON NOTES

Earned the start for the season opener vs. Milwaukee (Nov. 11), posting 12 points on 6-of-10 shooting; also collected six rebounds ... Collected a team high eight rebounds and four assists, while adding eight points in 34 minutes vs. Morgan State (Nov. 16) ... Posted second double-figure scoring game of the season vs. Rider (Nov. 19) with 14 points, also a team high seven rebounds and three assists ... Led the team in points (14) and rebounds (10) vs. Elon (Nov. 21) in collecting his second-career double-double and his first since the 2010-11 season opener ... Posted nine points and two assists in overtime victory vs. Missouri State (Nov. 24) ... Collected second double-double of the season with 10 points and a career high 15 rebounds vs. UALR (Nov. 25) ... Named to Hoops For Hope Classic All-Tournament Team ... Contributed six points and six rebounds vs. St. John's (Nov. 29) ... Team high six rebounds vs. Clemson (Dec. 2) ... Matched season high with five assists vs. Jacksonville (Dec. 7), also seven rebounds ... Posted a season high 16 points, while adding seven rebounds in win vs. App State (Dec. 19) ... Pulled down a game high 11 rebounds in victory vs. Manhattan (Dec. 22) ... Scored 10 points and collected four rebounds vs. Presbyterian (Dec. 29) in the 100th game of his career in the Garnet and Black ... Matched season high with 16 points vs. SC State (Jan. 5) ... Blocked a career high four shots at Miss. State (Jan. 9) ... Scored 10 points and dished three assists with zero turnovers vs. Auburn (Jan. 12) ... Collected third double-double of the season with 11 points and a team high 11 rebounds in 38 minutes in victory at LSU (Jan. 16); also team high four assists ... Second straight game with double-digit rebounds, collecting a team high 10 vs. Vandy (Jan. 19) ... Posted nine points and matched season high with two steals at Missouri (Jan. 22) ... Was 4-of-4 from the field, including making a 3 for the second-straight game, to post 11 points, while adding three assists and a team high two blocks in win vs. Arkansas (Jan. 26) ... Posted two assists and matched season high with two steals vs. Florida (Jan. 30) ... Two assists vs. Georgia (Feb. 2) ... Posted two blocks at Kentucky (Feb. 5) ... Three points and three rebounds vs. UT (Feb. 10) ... Led team in points (10), assists (3) and steals (3) in home contest vs. LSU (Feb. 14) ... Collected a team high nine rebounds at Alabama (Feb. 16) ... Four points and five rebounds in win vs. Ole Miss (Feb. 20), also blocked one of two last second shots for the Rebels to help secure win ... Scored nine points and collected two steals at Georgia (Feb. 23) ... Foul trouble vs. Missouri (Feb. 28), playing just 10 minutes ...

CAREER STATISTICS

Season	GP-GS	Min	Avg	FG	FGA	Pct	3FG	3FGA	Pct	FT	FTA	Pct	Off	Def	Tot	Avg	PF	FO	Ast	TO	Blk	Stl	Pts	Avg
2009-10	31-30	827	26.7	104	206	.505	0	8	.000	16	59	.271	63	91	154	5.0	66	0	59	35	19	47	224	7.2
2010-11	26-25	731	28.1	87	182	.478	3	10	.300	26	62	.419	71	75	146	5.6	40	0	66	46	5	24	203	7.8
2011-12	31-12	526	17.0	43	91	.473	0	2	.000	12	32	.375	31	52	83	2.7	35	1	44	36	3	24	98	3.2
2012-13	28-28	826	29.5	100	179	.559	2	4	.500	20	59	.339	65	106	171	6.1	69	2	56	56	21	22	222	7.9
Totals	116-95	2910	25.1	334	658	.508	5	24	.208	74	212	.349	230	324	554	4.8	210	3	225	173	48	117	747	6.4

CAREER SEC STATISTICS

Season	GP-GS	Min	Avg	FG	FGA	Pct	3FG	3FGA	Pct	FT	FTA	Pct	Off	Def	Tot	Avg	PF	FO	Ast	TO	Blk	Stl	Pts	Avg
2010	16-15	454	28.4	54	101	.535	0	0	.000	3	22	.136	33	48	81	5.1	41	0	32	19	5	21	111	6.9
2011	12-11	335	27.9	33	74	.446	1	3	.333	6	2	.273	30	28	58	4.8	17	0	25	22	1	4	73	6.1
2012	16-2	198	12.4	10	33	.303	0	0	.000	4	10	.400	10	19	29	1.8	12	0	13	11	0	10	24	1.5
2013	15-15	409	27.3	37	75	.493	2	3	.667	13	33	.394	27	45	72	4.8	38	2	26	22	12	15	89	5.9
Totals	59-43	1396	23.7	134	283	.473	3	6	.500	26	87	.299	100	140	240	4.1	108	2	96	74	18	50	297	5.0



#23 - BRUCE ELLINGTON

JUNIOR | GUARD | 5'9" | 197 | 2 LETTERS

MONCKS CORNER, S.C./BERKELEY

ELLINGTON'S CAREER HIGHS

POINTS
31, at Furman (Dec. 22, 2010)

FIELD GOALS
11, at Furman (Dec. 22, 2010)

FIELD GOAL ATTEMPTS
23, at Furman (Dec. 22, 2010)

3-POINT FIELD GOALS
6, twice, last vs. Vanderbilt (Jan. 8, 2011)

3-POINT FIELD GOAL ATTEMPTS
13, twice, last vs. Tennessee (Feb. 16, 2011)

FREE THROWS
7, twice, last vs. Kentucky (Feb. 5, 2013)

FREE THROW ATTEMPTS
11, vs. Arkansas (Jan. 19, 2011)

REBOUNDS
9, vs. Missouri (Jan. 22, 2013)

ASSISTS
8, vs. WKU (Nov. 27, 2010)

BLOCKS
2, vs. LSU (Feb. 14, 2013)

STEALS
4, at Michigan State (Nov. 16, 2010)

MINUTES PLAYED
46, vs. WKU (Nov. 27, 2010)

ELLINGTON'S SEASON HIGHS

POINTS
18, vs. Auburn (Jan. 12, 2013)

FIELD GOALS
8, vs. Auburn (Jan. 12, 2013)

FIELD GOAL ATTEMPTS
15, twice, last vs. Georgia (Feb. 23, 2013)

3-POINT FIELD GOALS
3, 3x, vs. Georgia (Feb. 23, 2013)

3-POINT FIELD GOAL ATTEMPTS
9, vs. Georgia (Feb. 23, 2013)

FREE THROWS
7, vs. Kentucky (Feb. 5, 2013)

FREE THROW ATTEMPTS
10, vs. Jacksonville (Dec. 7, 2012)

REBOUNDS
9, vs. Missouri (Jan. 22, 2013)

ASSISTS
5, twice, last vs. Tennessee (Feb. 10, 2013)

BLOCKS
2, vs. LSU (Feb. 14, 2013)

STEALS
3, twice, last vs. Vandy (Jan. 19, 2013)

MINUTES PLAYED
38, vs. LSU (Jan. 16, 2013)

2012-13

Opponent	Date	GS	Min	FG-FGA	Pct	3FG-FGA	Pct	FT-FTA	Pct	Off	Def	Tot	Avg	PF	FO	A	TO	Blk	Stl	Pts	Avg	
MILWAUKEE	11/11/12	-	-	-	-	-	-	DNP - Football	-	-	-	-	-	-	-	-	-	-	-	-	-	-
MORGAN STATE	11/16/12	-	-	-	-	-	-	DNP - Football	-	-	-	-	-	-	-	-	-	-	-	-	-	-
RIDER	11/19/12	-	-	-	-	-	-	DNP - Football	-	-	-	-	-	-	-	-	-	-	-	-	-	-
ELON	11/21/12	-	-	-	-	-	-	DNP - Football	-	-	-	-	-	-	-	-	-	-	-	-	-	-
vs. Missouri State	11/24/12	-	-	-	-	-	-	DNP - Football	-	-	-	-	-	-	-	-	-	-	-	-	-	-
vs. UALR	11/25/12	-	-	-	-	-	-	DNP - Football	-	-	-	-	-	-	-	-	-	-	-	-	-	-
at St. John's	11/29/12	29	3-10	.300	0-4	.000	1-2	.500	1	0	1	1.0	1	0	0	3	0	0	7	7.0		
CLEMSON	12/2/12	27	4-9	.368	0-2	.000	4-5	.714	0	3	3	2.0	4	0	2	5	0	1	12	9.5		
JACKSONVILLE	12/7/12	25	3-7	.385	0-1	.000	6-10	.647	0	4	4	2.7	2	0	1	2	0	1	12	10.3		
APPALACHIAN ST	12/19/12	27	3-7	.394	2-2	.222	0-0	.647	1	3	4	3.0	3	0	1	2	1	1	8	9.8		
vs. Manhattan	12/22/12	-	-	-	-	-	-	DNP - Football	-	-	-	-	-	-	-	-	-	-	-	-	-	-
PRESBYTERIAN	12/29/12	-	-	-	-	-	-	DNP - Football	-	-	-	-	-	-	-	-	-	-	-	-	-	-
SC STATE	1/5/13	-	-	-	-	-	-	DNP - coach's decision	-	-	-	-	-	-	-	-	-	-	-	-	-	-
at Miss State	1/9/13	* 23	4-7	.425	3-6	.333	0-0	.647	0	0	0	2.4	4	0	2	9	0	2	11	10.0		
AUBURN	1/12/13	* 36	8-15	.455	1-4	.316	1-1	.667	1	0	1	2.2	3	0	5	2	0	2	18	11.3		
at LSU	1/16/13	* 38	3-12	.418	0-2	.286	1-4	.591	0	2	2	2.1	1	0	1	3	1	3	7	10.7		
VANDERBILT	1/19/13	* 34	2-13	.375	0-5	.231	3-4	.615	1	3	4	2.4	5	1	2	1	0	3	7	10.3		
at Missouri	1/22/13	* 36	3-12	.359	0-2	.214	1-4	.567	3	6	9	3.1	1	0	3	3	0	1	7	9.9		
ARKANSAS	1/26/13	* 33	6-8	.390	2-2	.267	0-1	.548	1	3	4	3.2	1	0	4	3	0	1	14	10.3		
at Florida	1/30/13	* 34	2-9	.376	1-4	.265	2-2	.576	1	2	3	3.2	2	0	2	3	0	0	7	10.0		
GEORGIA	2/2/13	* 36	5-12	.380	3-6	.300	1-1	.588	0	0	2	9	3	0	2	5	0	1	14	10.3		
at Kentucky	2/5/13	* 23	1-8	.364	0-4	.273	7-9	.628	0	1	1	2.8	2	0	0	3	0	0	9	10.2		
TENNESSEE	2/10/13	* 36	1-9	.348	0-1	.267	4-6	.633	0	2	2	2.7	3	0	5	2	0	1	6	9.9		
LSU	2/14/13	* 36	4-14	.342	0-2	.255	1-2	.627	2	4	6	2.9	2	0	2	2	2	2	9	9.9		
at Alabama	2/16/13	* 36	5-12	.348	1-4	.255	0-0	.627	3	1	4	3.0	3	0	3	2	0	2	11	9.9		
OLE MISS	2/20/13	* 36	4-14	.343	1-5	.250	0-0	.627	0	1	1	2.9	3	0	3	2	1	2	9	9.9		
at Georgia	2/23/13	* 42	4-15	.337	3-9	.262	0-0	.627	0	1	1	2.8	4	0	3	0	0	1	11	9.9		
MISSOURI	2/28/13	* 32	2-7	.335	0-4	.246	2-4	.618	0	1	1	2.7	0	0	4	1	0	2	6	9.7		
at Texas A&M	3/2/13																					
MISS STATE	3/6/13																					
at Vanderbilt	3/9/13																					

SEASON NOTES

Joined the basketball team for practice on Nov. 27 and will continue with practices and games until the start of bowl practice for the Gamecock football squad ... Ellington is currently the top receiver for the Carolina football team with 38 catches for 564 yards and six TD's, including two TD's last weekend vs. Clemson ... Ellington also handles kickoff returns for the football squad (averages 22.2 yards per return in 2012) ... He posted back-to-back 100 receiving yards vs. Tennessee (Oct. 27), and Arkansas (Nov. 10), and caught seven passes vs. Clemson for 72 yards on Nov. 24 ... In his first basketball contest of the season vs. St. John's (Nov. 29), played a team high 29 minutes and scored seven points ... Posted 12 points off the bench and first two assists of the season vs. Clemson (Dec. 2) ... Scored 12 points vs. Jacksonville (Dec. 7), collecting a season high four rebounds in 25 minutes played ... Saw action vs. Appalachian State (Dec. 19), scoring eight points off the bench ... Will return to basketball following the Outback Bowl on Jan. 1 ... Returned to the court vs. Mississippi State (Jan. 9), posting 11 points and two assists, but committing nine turnovers ... Played with solid efficiency vs. Auburn (Jan. 12), dishing five assists against just two turnovers, also posted a team high 18 points in the contest ... Posted seven points and collected a team high three steals vs. LSU (Jan. 16) ... Collected three steals and posted seven points in loss to Vandy (Jan. 19); hit just 2-of-13 attempts from the floor vs. the Commodores ... Posted a career high nine rebounds, but struggled from the floor, hitting just 3-of-12 attempts at Missouri (Jan. 22) ... Solid from the floor, hitting 6-of-8 attempts (2-2 from 3), while dishing a team high two assists in win vs. Arkansas (Jan. 26) ... Three turnovers and seven points, but also seven turnovers vs. Florida (Jan. 30) ... Scored 14 points, matching a season high with three made 3s vs. Georgia (Feb. 2) ... Posted nine points at Kentucky (Feb. 5), including seven from the free throw line ... Matched season high with five assists vs. Tennessee (Feb. 10) ... Set career high with two blocks vs. LSU (Feb. 14) ... 11 points, three assists and two steals at Alabama (Feb. 16) ... Nine points and three assists, with a team best two steals in win vs. Ole Miss (Feb. 20) ... Scored 11 points and collected three assists at Georgia (Feb. 23) ... Four assists and two steals, while adding six points vs. Missouri (Feb. 28) ...

CAREER STATISTICS

Season	GP-GS	Min	Avg	FG	FGA	Pct	3FG	3FGA	Pct	FT	FTA	Pct	Off	Def	Tot	Avg	PF	FO	Ast	TO	Blk	Stl	Pts	Avg
2010-11	30-30	928	30.9	138	423	.326	61	198	.308	47	74	.635	25	75	100	3.3	75	0	97	87	0	31	384	12.8
2011-12	24-15	697	29.0	100	280	.357	39	118	.331	26	34	.765	18	37	55	2.3	53	0	74	54	2	16	265	11.0
2012-13	19-15	619	32.6	67	200	.335	17	69	.246	34	55	.618	14	34	51	2.7	47	1	46	56	5	26	185	9.7
Totals	73-60	2244	30.7	305	903	.338	117	385	.304	107	163	.656	57	149	206	2.8	175	1	217	197	7	73	834	11.4

CAREER SEC STATISTICS

Season	GP-GS	Min	Avg	FG	FGA	Pct	3FG	3FGA	Pct	FT	FTA	Pct	Off	Def	Tot	Avg	PF	FO	Ast	TO	Blk	Stl	Pts	Avg
2011	16-16	500	31.3	69	237	.291	31	122	.254	23	35	.657	18	32	50	3.1	41	0	42	43	0	14	192	12.0
2012	16-14	511	31.9	72	209	.344	26	85	.306	18	24	.750	14	28	42	2.6	34	0	58	40	1	14	188	11.8
2013	15-15	511	34.1	54	167	.323	15	60	.250	23	38	.605	12	27	39	2.6	37	1	42	45	4	23	146	9.7
Totals	47-45	1522	32.4	195	613	.318	72	267	.270	64	97	.660	44	87	131	2.8	112	1	142	128	5	51	526	11.2



#2 - BRIAN RICHARDSON

JUNIOR | GUARD | 6'4" | 175 | 2 LETTERS
WILSON, N.C./GREENFIELD SCHOOL

RICHARDSON'S CAREER HIGHS

POINTS
20, twice, last vs. Arkansas (Jan. 26, 2013)

FIELD GOALS
7, vs. Miss. State (Jan. 9, 2013)

FIELD GOAL ATTEMPTS
19, vs. Miss. State (Jan. 9, 2013)

3-POINT FIELD GOALS
5, twice, last vs. Miss. State (Jan. 9, 2013)

3-POINT FIELD GOAL ATTEMPTS
11, vs. Miss. State (Jan. 9, 2013)

FREE THROWS
7, vs. Delaware State (12/1/10)

FREE THROW ATTEMPTS
8, vs. Delaware State (12/1/10)

REBOUNDS
8, vs. Elon (Nov. 21, 2012)

ASSISTS
6, vs. Rider (Nov. 19, 2012)

BLOCKS
2, vs. Appalachian State (Dec. 19, 2012)

STEALS
2, 3x, last vs. Tennessee (Feb. 10, 2013)

MINUTES PLAYED
38, vs. Missouri State (Nov. 24, 2012)

RICHARDSON'S SEASON HIGHS

POINTS
20, twice, last vs. Arkansas (Jan. 26, 2013)

FIELD GOALS
8, vs. Arkansas (Jan. 26, 2013)

FIELD GOAL ATTEMPTS
19, vs. Miss. State (Jan. 9, 2013)

3-POINT FIELD GOALS
5, vs. Miss. State (Jan. 9, 2013)

3-POINT FIELD GOAL ATTEMPTS
11, vs. Miss. State (Jan. 9, 2013)

FREE THROWS
4, twice, last vs. Alabama (Feb. 16, 2013)

FREE THROW ATTEMPTS
6, vs. Alabama (Feb. 16, 2013)

REBOUNDS
8, twice, last vs. Miss. State (Jan. 9, 2013)

ASSISTS
6, vs. Rider (Nov. 19, 2012)

BLOCKS
2, vs. Appalachian State (Dec. 19, 2012)

STEALS
2, 3x, last vs. Tennessee (Feb. 10, 2013)

MINUTES PLAYED
38, vs. Missouri State (Nov. 24, 2012)

2012-13

Opponent	Date	GS	Min	FG-FGA	Pct	3FG-FGA	Pct	FT-FTA	Pct	Off	Def	Tot	Avg	PF	FO	A	TO	Blk	Stl	Pts	Avg
MILWAUKEE	11/11/12	20	3-3	1.000	0-0	.000	0-0	.000	0	0	0	0	0.0	3	0	2	3	1	1	6	6.0
MORGAN STATE	11/16/12	20	4-6	.778	2-3	.667	0-0	.000	1	2	3	1.5	4	0	1	1	0	0	10	8.0	
RIDER	11/19/12	27	2-5	.643	1-3	.500	3-3	1.000	3	1	4	2.3	0	0	6	2	1	0	8	8.0	
ELON	11/21/12	30	2-12	.423	1-6	.333	2-2	1.000	2	6	8	3.8	3	0	4	4	1	1	7	7.8	
vs. Missouri State	11/24/12	38	5-7	.485	4-6	.444	0-0	1.000	0	4	4	3.8	2	0	0	1	1	0	14	9.0	
vs. UALR	11/25/12	19	0-3	.444	0-1	.421	0-0	1.000	0	0	0	3.2	4	0	1	1	0	0	0	7.5	
at St. John's	11/29/12	14	2-7	.419	2-5	.417	3-3	1.000	0	2	2	3.0	2	0	2	1	0	0	8	7.6	
CLEMSON	12/2/12	4	0-3	.391	0-1	.400	1-2	.889	0	0	0	2.6	0	0	0	1	0	1	1	6.8	
JACKSONVILLE	12/7/12	12	5-6	.442	4-4	.483	2-2	.909	0	1	1	2.4	1	0	0	0	0	0	16	7.8	
APPALACHIAN ST	12/19/12	11	1-4	.429	0-3	.438	0-0	.909	0	2	2	2.4	2	0	4	1	1	1	11	7.2	
vs. Manhattan	12/22/12	23	3-13	.391	2-7	.410	4-5	.875	2	1	3	2.5	3	0	0	1	0	1	12	7.6	
PRESBYTERIAN	12/29/12	*	34	5-8	.416	3-5	.432	3-4	.850	1	4	5	2.7	0	0	2	1	0	0	16	8.3
SC STATE	1/5/13	*	27	6-14	.418	1-5	.408	2-4	.792	1	3	4	2.8	3	0	3	1	1	1	15	8.8
at Miss State	1/9/13	*	35	7-19	.409	5-11	.417	1-2	.769	4	4	8	3.1	2	0	1	1	1	2	20	9.6
AUBURN	1/12/13	*	14	0-4	.395	0-2	.403	0-0	.769	0	1	1	3.0	3	0	1	1	0	1	0	9.0
at LSU	1/16/13	*	2	0-0	.386	0-0	.403	0-0	.769	0	0	0	2.8	0	0	0	0	0	0	0	8.4
VANDERBILT	1/19/13	20	3-8	.393	1-4	.394	0-1	.741	3	0	3	2.8	2	0	1	1	1	2	7	8.4	
at Missouri	1/22/13	3	0-0	.393	0-0	.394	0-0	.741	0	0	0	2.7	0	0	0	0	1	0	0	7.9	
ARKANSAS	1/28/13	24	8-13	.415	3-5	.408	1-1	.750	1	5	6	2.8	1	0	2	1	0	0	20	8.5	
at Florida	1/30/13	3	0-1	.412	0-0	.408	0-0	.750	0	0	0	2.7	1	0	0	1	0	0	0	8.1	
GEORGIA	2/2/13	26	5-10	.418	2-6	.403	0-0	.750	0	1	1	2.6	2	0	0	0	0	0	12	8.3	
at Kentucky	2/5/13	*	18	2-7	.412	2-6	.398	0-0	.750	0	0	2.5	1	0	0	0	0	1	6	8.2	
TENNESSEE	2/10/13	*	25	6-15	.411	2-7	.389	3-5	.727	1	4	5	2.6	3	0	0	2	2	17	8.6	
LSU	2/14/13	*	19	2-6	.408	1-2	.391	2-2	.743	0	1	1	2.5	1	0	0	4	1	7	8.5	
at Alabama	2/16/13	*	22	0-5	.397	0-4	.375	4-6	.732	0	0	2.4	0	0	0	1	0	0	4	8.3	
OLE MISS	2/20/13	25	2-7	.392	2-4	.380	0-0	.732	0	2	2	2.4	0	0	2	1	1	0	6	8.2	
at Georgia	2/23/13	26	3-6	.396	2-4	.385	0-0	.732	0	2	2	2.4	2	0	0	0	1	1	8	8.2	
MISSOURI	2/28/13	15	4-7	.402	2-5	.385	0-0	.732	1	0	1	2.4	2	0	1	1	0	0	10	8.3	
at Texas A&M	3/2/13																				
MISS STATE	3/6/13																				
at Vanderbilt	3/9/13																				

SEASON NOTES

Scored six points on a perfect 3-of-3 shooting from the field in the season opener vs. Milwaukee (Nov. 11) ... High scorer off the bench with 10 points on 4-of-6 shooting from the field vs. Morgan State (Nov. 16) ... Dished a career high six assists and scored eight points in 27 minutes off the bench vs. Rider (Nov. 19) ... Posted another team best with four assists vs. Elon (Nov. 21), while collecting a career high eight rebounds ... Scored a season high 14 points vs. Missouri State (Nov. 24), hitting four 3s in the contest, playing a career high 38 minutes in the contest ... Dished one assist vs. UALR (Nov. 25) ... Scored eight points and collected two rebounds vs. St. John's (Nov. 29) ... Posted one steal vs. Clemson (Dec. 2) ... Posted 16 points, including a perfect 4-of-4 effort from 3-point range vs. Jacksonville (Dec. 7) in just 12 minutes played ... Posted a career high two blocks vs. Appalachian State (Dec. 19) ... Posted third-straight double-figure scoring game with 12 points in win vs. Manhattan (Dec. 22) ... Posted a team high 16 points vs. Presbyterian in his first start of the season (Dec. 29) ... Collected fifth-straight double-figure scoring game with 15 points, while adding three assists vs. SC State (Jan. 5) ... Had a career night in SEC opener at Miss. State (Jan. 9), posting a career high 20 points on seven made shots, including five 3s ... Was in foul trouble early vs. Auburn (Jan. 12), only saw 14 minutes of action, mainly in the second half ... Matched career high with two steals vs. Vandy (Jan. 19), while adding seven points ... Matched career high with second 20-point effort of the season, hitting 8-of-13 attempts, while also collecting six rebounds and two assists in just 24 minutes in victory vs. Arkansas (Jan. 26) ... Tallied 12 points off the bench with five made baskets, including two 3s vs. Georgia (Feb. 2) ... Posted six points at Kentucky (Feb. 5) ... Scored 17 points in 25 minutes, while pulling down five rebounds and collecting two steals vs. UT (Feb. 10) ... Seven points, one block and a steal vs. LSU (Feb. 14) ... Matched season high with four made free throws at Alabama (Feb. 16) ... Six points and two assists off the bench in win vs. Ole Miss (Feb. 20) ... Scored eight points at Georgia (Feb. 23) ... Scored 10 points off the bench, hitting 4-of-7 attempts, in loss to Missouri (Feb. 28) ...

CAREER STATISTICS

Season	GP-GS	Min	Avg	FG	FGA	Pct	3FG	3FGA	Pct	FT	FTA	Pct	Off	Def	Tot	Avg	PF	FO	Ast	TO	Blk	Stl	Pts	Avg
2010-11	30-24	582	19.4	53	158	.335	41	122	.336	30	44	.682	5	43	48	1.6	57	1	16	29	6	20	177	5.9
2011-12	25-2	307	12.3	29	97	.299	14	60	.233	7	11	.636	8	17	25	1.0	30	0	10	15	1	6	79	3.2
2012-13	28-9	554	19.8	80	199	.402	42	109	.385	30	41	.732	20	46	66	2.4	47	0	30	31	12	15	232	8.3
Totals	83-35	1443	17.4	162	454	.357	97	291	.333	67	96	.698	33	106	139	1.7	134	1	56	75	19	41	488	5.9

CAREER SEC STATISTICS

Season	GP-GS	Min	Avg	FG	FGA	Pct	3FG	3FGA	Pct	FT	FTA	Pct	Off	Def	Tot	Avg	PF	FO	Ast	TO	Blk	Stl	Pts	Avg
2011	16-11	258	16.1	19	68	.276	16	50	.320	10	18	.556	4	18	22	1.4	31	1	3	15	3	11	64	4.0
2012	10-2	92	9.2	8	27	.296	5	17	.294	5	8	.625	2	3	5	0.5	12	0	1	3	0	1	26	2.6
2013	15-7	276	18.4	42	108	.389	22	60	.367	11	17	.647	10	20	30	2.0	20	0	9	14	5	10	117	7.8
Totals	41-20	626	15.3	69	203	.340	43	127	.339	26	43	.605	16	41	57	1.4	63	1	13	32	8	22	207	5.0



#45 - CARLTON GEATHERS

R-SO. | FORWARD | 6'10" | 255 | 1 LETTER
 GEORGETOWN, S.C./CARVERS BAY

GEATHERS' CAREER HIGHS

POINTS
 4, 3 times, last vs. SC State (Jan. 3, 2012)

FIELD GOALS
 2, twice, last vs. SC State (Jan. 3, 2012)

FIELD GOAL ATTEMPTS
 4, vs. Western Carolina (Nov. 11, 2011)

3-POINT FIELD GOALS
 -

3-POINT FIELD GOAL ATTEMPTS
 -

FREE THROWS
 2, 3 times, last at Tennessee (Feb. 8, 2012)

FREE THROW ATTEMPTS
 2, 6 times, last at Georgia (March 3, 2012)

REBOUNDS
 6, vs. Western Carolina (Nov. 11, 2011)

ASSISTS
 1, vs. SC State (Jan. 3, 2012)

BLOCKS
 3, 3 times, last at Georgia (March 3, 2012)

STEALS
 2, vs. Vanderbilt (Jan. 10, 2012)

MINUTES PLAYED
 21, vs. Tennessee (Feb. 25, 2012)

GEATHERS' SEASON HIGHS

POINTS
 -

FIELD GOALS
 -

FIELD GOAL ATTEMPTS
 -

3-POINT FIELD GOALS
 -

3-POINT FIELD GOAL ATTEMPTS
 -

FREE THROWS
 -

FREE THROW ATTEMPTS
 -

REBOUNDS
 -

ASSISTS
 -

BLOCKS
 -

STEALS
 -

MINUTES PLAYED
 -

2012-13

Opponent	Date	GS	Min	FG-FGA	Pct	3FG-FGA	Pct	FT-FTA	Pct	Off	Def	Tot	Avg	Pf	FO	A	TO	Blk	Stl	Pts	Avg	
MILWAUKEE	11/11/12	-	-	-	-	-	-	DNP - injured	-	-	-	-	-	-	-	-	-	-	-	-	-	-
MORGAN STATE	11/16/12	-	-	-	-	-	-	DNP - injured	-	-	-	-	-	-	-	-	-	-	-	-	-	-
RIDER	11/19/12	-	-	-	-	-	-	DNP - injured	-	-	-	-	-	-	-	-	-	-	-	-	-	-
ELON	11/21/12	-	-	-	-	-	-	DNP - injured	-	-	-	-	-	-	-	-	-	-	-	-	-	-
vs. Missouri State	11/24/12	-	-	-	-	-	-	DNP - injured	-	-	-	-	-	-	-	-	-	-	-	-	-	-
vs. UALR	11/25/12	-	-	-	-	-	-	DNP - injured	-	-	-	-	-	-	-	-	-	-	-	-	-	-
at St. John's	11/29/12	-	-	-	-	-	-	DNP - injured	-	-	-	-	-	-	-	-	-	-	-	-	-	-
CLEMSON	12/2/12	-	-	-	-	-	-	DNP - injured	-	-	-	-	-	-	-	-	-	-	-	-	-	-
JACKSONVILLE	12/7/12	-	-	-	-	-	-	DNP - injured	-	-	-	-	-	-	-	-	-	-	-	-	-	-
APPALACHIAN ST	12/19/12	-	-	-	-	-	-	DNP - injured	-	-	-	-	-	-	-	-	-	-	-	-	-	-
vs. Manhattan	12/22/12	-	-	-	-	-	-	DNP - injured	-	-	-	-	-	-	-	-	-	-	-	-	-	-
PRESBYTERIAN	12/29/12	-	-	-	-	-	-	DNP - injured	-	-	-	-	-	-	-	-	-	-	-	-	-	-
SC STATE	1/5/13	-	-	-	-	-	-	DNP - injured	-	-	-	-	-	-	-	-	-	-	-	-	-	-
at Miss State	1/9/13	-	-	-	-	-	-	DNP - injured	-	-	-	-	-	-	-	-	-	-	-	-	-	-
AUBURN	1/12/13	-	-	-	-	-	-	DNP - injured	-	-	-	-	-	-	-	-	-	-	-	-	-	-
at LSU	1/16/13	-	-	-	-	-	-	DNP - injured	-	-	-	-	-	-	-	-	-	-	-	-	-	-
VANDERBILT	1/19/13	-	-	-	-	-	-	DNP - injured	-	-	-	-	-	-	-	-	-	-	-	-	-	-
at Missouri	1/22/13	-	-	-	-	-	-	DNP - injured	-	-	-	-	-	-	-	-	-	-	-	-	-	-
ARKANSAS	1/26/13	-	-	-	-	-	-	DNP - injured	-	-	-	-	-	-	-	-	-	-	-	-	-	-
at Florida	1/30/13	-	-	-	-	-	-	DNP - injured	-	-	-	-	-	-	-	-	-	-	-	-	-	-
GEORGIA	2/2/13	-	-	-	-	-	-	DNP - injured	-	-	-	-	-	-	-	-	-	-	-	-	-	-
at Kentucky	2/5/13	-	-	-	-	-	-	DNP - injured	-	-	-	-	-	-	-	-	-	-	-	-	-	-
TENNESSEE	2/10/13	-	-	-	-	-	-	DNP - injured	-	-	-	-	-	-	-	-	-	-	-	-	-	-
LSU	2/14/13	-	-	-	-	-	-	DNP - injured	-	-	-	-	-	-	-	-	-	-	-	-	-	-
at Alabama	2/16/13	-	-	-	-	-	-	DNP - injured	-	-	-	-	-	-	-	-	-	-	-	-	-	-
OLE MISS	2/20/13	-	-	-	-	-	-	DNP - injured	-	-	-	-	-	-	-	-	-	-	-	-	-	-
at Georgia	2/23/13	-	-	-	-	-	-	DNP - injured	-	-	-	-	-	-	-	-	-	-	-	-	-	-
MISSOURI	2/28/13	-	-	-	-	-	-	DNP - injured	-	-	-	-	-	-	-	-	-	-	-	-	-	-
at Texas A&M	3/2/13	-	-	-	-	-	-	-	-	-	-	-	-	-	-	-	-	-	-	-	-	-
MISS STATE	3/6/13	-	-	-	-	-	-	-	-	-	-	-	-	-	-	-	-	-	-	-	-	-
at Vanderbilt	3/9/13	-	-	-	-	-	-	-	-	-	-	-	-	-	-	-	-	-	-	-	-	-

SEASON NOTES

Out indefinitely after fracturing knee cap during the summer.

CAREER STATISTICS

Season	GP-GS	Min	Avg	FG	FGA	Pct	3FG	3FGA	Pct	FT	FTA	Pct	Off	Def	Tot	Avg	Pf	FO	Ast	TO	Blk	Stl	Pts	Avg
2011-12	28-1	219	7.8	10	23	.435	0	0	.000	8	12	.667	15	28	43	1.5	24	0	1	7	17	6	28	1.0
2012-13																								
Totals																								

CAREER SEC STATISTICS

Season	GP-GS	Min	Avg	FG	FGA	Pct	3FG	3FGA	Pct	FT	FTA	Pct	Off	Def	Tot	Avg	Pf	FO	Ast	TO	Blk	Stl	Pts	Avg
2012	13-1	98	7.5	2	7	.286	0	0	.000	5	8	.625	6	7	13	1.0	8	0	0	3	7	5	9	0.7
2013																								
Totals																								



#55 - SHANE PHILLIPS

SENIOR | GUARD | 5'10" | 170 | 1 LETTER
PITTSBURGH, PA./WHEELING CENTRAL (W.VA.)

PHILLIPS' CAREER HIGHS

POINTS
1, vs. SC State (Jan. 3, 2012)

FIELD GOAL ATTEMPTS
3, vs. SC State (Jan. 3, 2012)

3-POINT FIELD GOAL ATTEMPTS
2, vs. SC State (Jan. 3, 2012)

FREE THROWS
1, vs. SC State (Jan. 3, 2012)

FREE THROW ATTEMPTS
2, vs. SC State (Jan. 3, 2012)

MINUTES PLAYED
5, vs. Jacksonville (Dec. 7, 2012)

PHILLIPS' SEASON HIGHS

POINTS
-

FIELD GOALS
-

FIELD GOAL ATTEMPTS
1, twice, last vs. Jacksonville (Dec. 7, 2012)

3-POINT FIELD GOALS
-

3-POINT FIELD GOAL ATTEMPTS
1, twice, last vs. Jacksonville (Dec. 7, 2012)

FREE THROWS
-

FREE THROW ATTEMPTS
-

REBOUNDS
-

ASSISTS
1, vs. St. John's (Nov. 29, 2012)

BLOCKS
-

STEALS
-

MINUTES PLAYED
5, vs. St. John's (Nov. 29, 2012)

2012-13

Opponent	Date	GS	Min	FG-FGA	Pct	3FG-FGA	Pct	FT-FTA	Pct	Off	Def	Tot	Avg	PF	FO	A	TO	Blk	Stl	Pts	Avg	
MILWAUKEE	11/11/12	-	-	-	-	DNP - coach's decision	-	-	-	-	-	-	-	-	-	-	-	-	-	-	-	-
MORGAN STATE	11/16/12	1	0-0	.000	0-0	.000	0-0	.000	0	0	0	0.0	0	0	0	0	0	0	0	0	0	0.0
RIDER	11/19/12	-	-	-	-	DNP - coach's decision	-	-	-	-	-	-	-	-	-	-	-	-	-	-	-	-
ELON	11/21/12	-	-	-	-	DNP - coach's decision	-	-	-	-	-	-	-	-	-	-	-	-	-	-	-	-
vs. Missouri State	11/24/12	1	0-0	.000	0-0	.000	0-0	.000	0	0	0	0.0	0	0	0	0	0	0	0	0	0	0.0
vs. UALR	11/25/12	1	0-0	.000	0-0	.000	0-0	.000	0	0	0	0.0	0	0	0	0	0	0	0	0	0	0.0
at St. John's	11/29/12	5	0-1	.000	0-1	.000	0-0	.000	0	0	0	0.0	0	0	0	0	1	0	0	0	0	0.0
CLEMSON	12/2/12	-	-	-	-	DNP - coach's decision	-	-	-	-	-	-	-	-	-	-	-	-	-	-	-	-
JACKSONVILLE	12/7/12	2	0-1	.000	0-1	.000	0-0	.000	0	0	0	0.0	0	0	0	0	0	0	0	0	0	0.0
APPALACHIAN ST	12/19/12	-	-	-	-	DNP - coach's decision	-	-	-	-	-	-	-	-	-	-	-	-	-	-	-	-
vs. Manhattan	12/22/12	-	-	-	-	DNP - coach's decision	-	-	-	-	-	-	-	-	-	-	-	-	-	-	-	-
PRESBYTERIAN	12/29/12	2	0-0	.000	0-0	.000	0-0	.000	0	0	0	0.0	0	0	0	0	0	0	0	0	0	0.0
SC STATE	1/5/13	-	-	-	-	DNP - coach's decision	-	-	-	-	-	-	-	-	-	-	-	-	-	-	-	-
at Miss State	1/9/13	-	-	-	-	DNP - coach's decision	-	-	-	-	-	-	-	-	-	-	-	-	-	-	-	-
AUBURN	1/12/13	-	-	-	-	DNP - coach's decision	-	-	-	-	-	-	-	-	-	-	-	-	-	-	-	-
at LSU	1/16/13	-	-	-	-	DNP - coach's decision	-	-	-	-	-	-	-	-	-	-	-	-	-	-	-	-
VANDERBILT	1/19/13	-	-	-	-	DNP - coach's decision	-	-	-	-	-	-	-	-	-	-	-	-	-	-	-	-
at Missouri	1/22/13	-	-	-	-	DNP - coach's decision	-	-	-	-	-	-	-	-	-	-	-	-	-	-	-	-
ARKANSAS	1/28/13	-	-	-	-	DNP - coach's decision	-	-	-	-	-	-	-	-	-	-	-	-	-	-	-	-
at Florida	1/30/13	1	0-0	.000	0-0	.000	0-0	.000	0	0	0	0.0	0	0	0	0	0	0	0	0	0	0.0
GEORGIA	2/2/13	-	-	-	-	DNP - coach's decision	-	-	-	-	-	-	-	-	-	-	-	-	-	-	-	-
at Kentucky	2/5/13	2	0-0	.000	0-0	.000	0-0	.000	0	0	0	0.0	0	0	0	0	0	0	0	0	0	0.0
TENNESSEE	2/10/13	-	-	-	-	DNP - coach's decision	-	-	-	-	-	-	-	-	-	-	-	-	-	-	-	-
LSU	2/14/13	-	-	-	-	DNP - coach's decision	-	-	-	-	-	-	-	-	-	-	-	-	-	-	-	-
at Alabama	2/16/13	-	-	-	-	DNP - coach's decision	-	-	-	-	-	-	-	-	-	-	-	-	-	-	-	-
OLE MISS	2/20/13	-	-	-	-	DNP - coach's decision	-	-	-	-	-	-	-	-	-	-	-	-	-	-	-	-
at Georgia	2/23/13	-	-	-	-	DNP - coach's decision	-	-	-	-	-	-	-	-	-	-	-	-	-	-	-	-
MISSOURI	2/28/13	-	-	-	-	DNP - coach's decision	-	-	-	-	-	-	-	-	-	-	-	-	-	-	-	-
at Texas A&M	3/2/13	-	-	-	-	-	-	-	-	-	-	-	-	-	-	-	-	-	-	-	-	-
MISS STATE	3/6/13	-	-	-	-	-	-	-	-	-	-	-	-	-	-	-	-	-	-	-	-	-
at Vanderbilt	3/9/13	-	-	-	-	-	-	-	-	-	-	-	-	-	-	-	-	-	-	-	-	-

SEASON NOTES

Did not see game action vs. Milwaukee (Nov. 11) ... Played one minute vs. Morgan State (Nov. 16) ... Saw time vs. Missouri State (Nov. 24) and UALR (Nov. 25) ... Posted an assist vs. St. John's (Nov. 29) ... Saw action vs. Jacksonville (Dec. 7) ... Played two minutes vs. Presbyterian (Dec. 29) ...

CAREER STATISTICS

Season	GP-GS	Min	Avg	FG	FGA	Pct	3FG	3FGA	Pct	FT	FTA	Pct	Off	Def	Tot	Avg	PF	FO	Ast	TO	Blk	Stl	Pts	Avg
2011-12	1-0	2	2.0	0	3	.000	0	2	.000	1	2	.500	0	0	0	0.0	0	0	0	1	0	0	1	1.0
2012-13	8-0	15	1.9	0	2	.000	0	2	.000	0	0	.000	0	0	0	0.0	0	0	1	2	0	0	0	0.0
Totals	8-0	15	1.9	0	5	.000	0	4	.000	1	2	.500	0	0	0	0.0	1	0	1	3	0	0	1	0.1

CAREER SEC STATISTICS

Season	GP-GS	Min	Avg	FG	FGA	Pct	3FG	3FGA	Pct	FT	FTA	Pct	Off	Def	Tot	Avg	PF	FO	Ast	TO	Blk	Stl	Pts	Avg
2013	2-0	3	1.5	0	0	.000	0	0	.000	0	0	.000	0	0	0	0.0	0	0	0	1	0	0	0	0.0



#0 - LASHAY PAGE

**SENIOR | GUARD | 6'2" | 195 | 2 LETTERS
DILLON, S.C./CHIPOLA JC/SOUTHERN MISS.**

PAGE'S CAREER HIGHS

- POINTS**
30, at Colorado State (Nov. 19, 2011)*
- FIELD GOALS**
11, at Colorado State (Nov. 19, 2011)*
- FIELD GOAL ATTEMPTS**
18, vs. Milwaukee (Nov. 11, 2012)
- 3-POINT FIELD GOALS**
8, at Colorado State (Nov. 19, 2011)*
- 3-POINT FIELD GOAL ATTEMPTS**
11, three times, last vs. E. Carolina (Jan. 4, 2012)*
- FREE THROWS**
7, twice, last vs. Missouri State (Nov. 24, 2012)
- FREE THROW ATTEMPTS**
8, vs. Missouri State (Nov. 24, 2012)
- REBOUNDS**
10, vs. Memphis (Feb. 1, 2012)*
- ASSISTS**
3, at Rice (Jan. 12, 2011)*
- BLOCKS**
2, vs. Alcorn State (Dec. 1, 2010)*
- STEALS**
2, 5 times, last vs. Morgan State (Nov. 16, 2012)
- MINUTES PLAYED**
46 vs. Murray State (Nov. 26, 2011)*

* at Southern Mississippi

PAGE'S SEASON HIGHS

- POINTS**
22, vs. Missouri State (Nov. 24, 2012)
- FIELD GOALS**
7, vs. Milwaukee (Nov. 11, 2012)
- FIELD GOAL ATTEMPTS**
18, vs. Milwaukee (Nov. 11, 2012)
- 3-POINT FIELD GOALS**
4, vs. Rider (Nov. 19, 2012)
- 3-POINT FIELD GOAL ATTEMPTS**
7, twice, last vs. UALR (Nov. 25, 2012)
- FREE THROWS**
7, vs. Missouri State (Nov. 24, 2012)
- FREE THROW ATTEMPTS**
8, vs. Missouri State (Nov. 24, 2012)
- REBOUNDS**
6, twice, last vs. Missouri State (Nov. 24, 2012)
- ASSISTS**
2, vs. Milwaukee (Nov. 11, 2012)
- BLOCKS**
1, vs. St. John's (Nov. 29, 2012)
- STEALS**
2, vs. Morgan State (Nov. 16, 2012)
- MINUTES PLAYED**
36, vs. Missouri State (Nov. 24, 2012)

2012-13

Opponent	Date	GS	Min	FG-FGA	Pct	3FG-FGA	Pct	FT-FTA	Pct	Off	Def	Tot	Avg	PF	FO	A	TO	Blk	Stl	Pts	Avg
MILWAUKEE	11/11/12	*	35	7-18	.389	0-6	.000	5-7	.714	0	1	1	1.0	0	0	2	1	0	0	19	19.0
MORGAN STATE	11/16/12	*	30	6-13	.419	2-6	.167	6-6	.846	1	4	5	3.0	3	0	1	2	0	2	20	19.5
RIDER	11/19/12	*	22	4-9	.425	4-6	.333	0-0	.846	0	6	6	4.0	3	0	1	2	0	0	12	17.0
ELON	11/21/12	*	21	1-8	.375	1-4	.318	1-2	.800	1	2	3	3.8	3	0	1	3	0	1	4	13.8
vs. Missouri State	11/24/12	*	36	6-11	.407	3-7	.345	7-8	.826	0	6	6	4.2	2	0	0	2	0	0	22	15.4
vs. UALR	11/25/12	*	28	5-12	.408	3-7	.361	3-3	.846	0	4	4	4.2	1	0	1	1	0	0	16	15.5
at St. John's	11/29/12	*	13	1-7	.385	0-4	.325	0-0	.846	0	0	0	3.6	1	0	1	1	1	0	2	13.6
CLEMSON	12/2/12	*	14	1-6	.369	1-2	.333	0-0	.846	2	1	3	3.5	2	0	1	1	0	0	3	12.3
JACKSONVILLE	12/7/12	-	-	-	-	-	-	-	-	-	-	-	-	-	-	-	-	-	-	-	-
APPALACHIAN ST	12/19/12	*	21	1-9	.344	0-3	.311	5-5	.871	0	2	2	3.3	1	0	0	1	0	0	7	11.7
vs. Manhattan	12/22/12	-	-	-	-	-	-	-	-	-	-	-	-	-	-	-	-	-	-	-	-
PRESBYTERIAN	12/29/12	-	-	-	-	-	-	-	-	-	-	-	-	-	-	-	-	-	-	-	-
SC STATE	1/5/13	-	-	-	-	-	-	-	-	-	-	-	-	-	-	-	-	-	-	-	-
at Miss State	1/9/13	-	-	-	-	-	-	-	-	-	-	-	-	-	-	-	-	-	-	-	-
AUBURN	1/12/13	-	-	-	-	-	-	-	-	-	-	-	-	-	-	-	-	-	-	-	-
at LSU	1/16/13	-	-	-	-	-	-	-	-	-	-	-	-	-	-	-	-	-	-	-	-
VANDERBILT	1/19/13	-	-	-	-	-	-	-	-	-	-	-	-	-	-	-	-	-	-	-	-
at Missouri	1/22/13	-	-	-	-	-	-	-	-	-	-	-	-	-	-	-	-	-	-	-	-
ARKANSAS	1/28/13	-	-	-	-	-	-	-	-	-	-	-	-	-	-	-	-	-	-	-	-
at Florida	1/30/13	-	-	-	-	-	-	-	-	-	-	-	-	-	-	-	-	-	-	-	-
GEORGIA	2/2/13	-	-	-	-	-	-	-	-	-	-	-	-	-	-	-	-	-	-	-	-
at Kentucky	2/5/13	-	-	-	-	-	-	-	-	-	-	-	-	-	-	-	-	-	-	-	-
TENNESSEE	2/10/13	-	-	-	-	-	-	-	-	-	-	-	-	-	-	-	-	-	-	-	-
LSU	2/14/13	-	-	-	-	-	-	-	-	-	-	-	-	-	-	-	-	-	-	-	-
at Alabama	2/16/13	-	-	-	-	-	-	-	-	-	-	-	-	-	-	-	-	-	-	-	-
OLE MISS	2/20/13	-	-	-	-	-	-	-	-	-	-	-	-	-	-	-	-	-	-	-	-
at Georgia	2/23/13	-	-	-	-	-	-	-	-	-	-	-	-	-	-	-	-	-	-	-	-
MISSOURI	2/28/13	-	-	-	-	-	-	-	-	-	-	-	-	-	-	-	-	-	-	-	-
at Texas A&M	3/2/13	-	-	-	-	-	-	-	-	-	-	-	-	-	-	-	-	-	-	-	-
MISS STATE	3/6/13	-	-	-	-	-	-	-	-	-	-	-	-	-	-	-	-	-	-	-	-
at Vanderbilt	3/9/13	-	-	-	-	-	-	-	-	-	-	-	-	-	-	-	-	-	-	-	-

SEASON NOTES

Scored a team high 19 points, while adding two assists in season opener vs. Milwaukee (Nov. 11); scored 17 points in the second half ... Leading scorer with 20 points in win vs. Morgan State (Nov. 16) ... A perfect 6-of-6 from the free throw line vs. the Bears ... Was in foul trouble early in the first half vs. Rider (Nov. 19), but came back to post 12 points on 4 made 3s ... Hit just 1-of-8 attempts from the floor vs. Elon (Nov 21), scoring four points ... Posted a team high 22 points, including a 7-of-8 effort from the free throw line vs. Missouri State (Nov. 25) ... Scored 16 points and collected four rebounds vs. UALR (Nov. 25) ... Named the Hoops For Hope Classic Most Outstanding Player ... Struggled from the field vs. St. John's (Nov. 29), hitting just 1-of-7 from the field for two points ... Scored just three points vs. Clemson (Dec. 2) ... Missed the Jacksonville (Dec. 7) contest due to a stomach virus ... Struggled from the floor vs. Appalachian State (Dec. 19), but posted a 5-of-5 effort from the free throw line, including hitting two key free throws with four seconds remaining to push the game out of reach for the Mountaineers ... Did not play vs. Manhattan (Dec. 22) or Presbyterian (Dec. 29) due to an academic issue ...

CAREER STATISTICS

Season	GP-GS	Min	Avg	FG	FGA	Pct	3FG	3FGA	Pct	FT	FTA	Pct	Off	Def	Tot	Avg	PF	FO	Ast	TO	Blk	Stl	Pts	Avg
2010-11*	27-1	490	8.1	57	163	.350	33	97	.340	20	33	.606	3	53	56	2.1	36	1	18	23	3	10	167	6.2
2011-12*	33-32	1213	36.8	127	334	.380	75	213	.352	55	67	.821	20	91	111	3.4	63	1	25	36	2	18	384	11.6
2012-13	9-9	220	24.4	32	93	.344	14	45	.311	27	31	.871	4	26	30	3.3	16	0	8	14	1	3	105	11.7
Totals	69-42	1923	27.8	216	590	.366	122	355	.343	102	131	.778	27	170	197	2.9	115	2	51	73	6	31	656	9.5

* at Southern Mississippi



#14 - LAIMONAS CHATKEVICIUS

FRESHMAN | FORWARD | 6'11" | 255 | HS
 KLAIPEDA, LITHUANIA/SOUTH KENT SCHOOL (CONN.)

CHATKEVICIUS' SEASON HIGHS

- POINTS**
11, vs. Alabama (Feb. 16, 2013)
- FIELD GOALS**
4, twice, last vs. Alabama (Feb. 16, 2013)
- FIELD GOAL ATTEMPTS**
8, twice, last vs. Georgia (Feb. 23, 2013)
- 3-POINT FIELD GOALS**
1, twice, last vs. Ole Miss (Feb. 20, 2013)
- 3-POINT FIELD GOAL ATTEMPTS**
1, 3x, last vs. Georgia (Feb. 23, 2013)
- FREE THROWS**
4, vs. Missouri (Jan. 22, 2013)
- FREE THROW ATTEMPTS**
7, vs. Alabama (Feb. 16, 2013)
- REBOUNDS**
10, vs. Georgia (Feb. 23, 2013)
- ASSISTS**
4, vs. Jacksonville (Dec. 7, 2012)
- BLOCKS**
3, vs. Georgia (Feb. 23, 2013)
- STEALS**
1, vs. Florida (Jan. 30, 2013)
- MINUTES PLAYED**
34, vs. Georgia (Feb. 23, 2013)

2012-13

Opponent	Date	GS	Min	FG-FGA	Pct	3FG-FGA	Pct	FT-FTA	Pct	Off	Def	Tot	Avg	PF	FO	A	TO	Blk	Stl	Pts	Avg
MILWAUKEE	11/11/12	-	-	-	-	-	-	-	-	-	-	-	-	-	-	-	-	-	-	-	-
MORGAN STATE	11/16/12	-	-	-	-	-	-	-	-	-	-	-	-	-	-	-	-	-	-	-	-
RIDER	11/19/12	-	-	-	-	-	-	-	-	-	-	-	-	-	-	-	-	-	-	-	-
ELON	11/21/12	-	-	-	-	-	-	-	-	-	-	-	-	-	-	-	-	-	-	-	-
vs. Missouri State	11/24/12	-	-	-	-	-	-	-	-	-	-	-	-	-	-	-	-	-	-	-	-
vs. UALR	11/25/12	11	1-2	.500	0-0	.000	1-2	.500	1	1	2	2.0	1	0	1	0	0	0	3	3.0	
at St. John's	11/29/12	7	1-2	.500	0-0	.000	0-0	.500	0	1	1	1.5	2	0	0	2	0	2	2.5		
CLEMSON	12/2/12	7	1-2	.500	0-0	.000	0-0	.500	0	1	1	1.3	2	0	0	2	0	2	2.3		
JACKSONVILLE	12/7/12	19	4-6	.667	1-1	1.000	0-2	.250	3	2	5	2.7	4	0	4	4	0	0	9	4.7	
APPALACHIAN ST	12/19/12	6	1-1	.636	0-0	1.000	0-0	.250	0	1	1	2.3	1	0	0	0	0	2	4.0		
vs. Manhattan	12/22/12	7	1-1	.667	0-0	1.000	0-0	.250	1	0	1	2.0	0	0	1	0	0	2	3.6		
PRESBYTERIAN	12/29/12	13	1-3	.600	0-0	1.000	1-2	.333	3	3	6	2.7	2	0	1	3	0	0	3	3.5	
SC STATE	1/5/13	4	1-2	.588	0-0	1.000	0-0	.333	1	0	1	2.4	1	0	0	0	0	2	3.3		
at Miss State	1/9/13	18	1-4	.524	0-1	.500	2-2	.500	3	3	6	2.9	2	0	0	3	0	0	4	3.4	
AUBURN	1/12/13	2	0-0	.524	0-0	.500	0-0	.500	0	0	0	2.6	0	0	1	0	0	0	3.0		
at LSU	1/16/13	* 12	3-4	.560	0-0	.500	0-0	.500	0	2	2	2.5	2	0	1	1	1	0	6	3.3	
VANDERBILT	1/19/13	* 7	0-2	.519	0-1	.333	2-2	.600	0	0	0	2.3	2	0	0	0	0	0	2	3.2	
at Missouri	1/22/13	* 15	2-4	.516	0-1	.250	4-4	.714	1	2	3	2.3	1	0	1	1	2	0	8	3.6	
ARKANSAS	1/26/13	* 12	3-5	.528	0-0	.250	2-3	.706	2	5	7	2.7	1	0	0	3	1	0	8	3.9	
at Florida	1/30/13	* 10	0-3	.487	0-0	.250	1-2	.684	0	1	1	2.6	2	0	0	0	1	1	3.7		
GEORGIA	2/2/13	* 4	0-1	.475	0-0	.250	0-0	.684	0	0	0	2.4	1	0	0	0	0	0	3.5		
at Kentucky	2/5/13	13	2-6	.457	0-0	.250	0-2	.619	1	2	3	2.4	4	0	0	1	0	0	4	3.5	
TENNESSEE	2/10/13	-	-	-	-	-	-	-	-	-	-	-	-	-	-	-	-	-	-	-	
LSU	2/14/13	-	-	-	-	-	-	-	-	-	-	-	-	-	-	-	-	-	-	-	
at Alabama	2/16/13	* 25	4-8	.463	0-0	.250	3-7	.571	2	5	7	2.7	5	1	0	2	0	0	11	3.9	
OLE MISS	2/20/13	* 25	3-7	.459	1-1	.400	0-0	.571	2	5	7	2.9	3	0	0	2	2	0	7	4.1	
at Georgia	2/23/13	* 34	1-8	.420	0-1	.333	1-2	.567	3	7	10	3.3	4	0	0	4	3	0	3	4.1	
MISSOURI	2/28/13	* 11	1-1	.429	0-0	.333	2-2	.594	1	0	1	3.2	1	0	1	1	0	0	4	4.1	
at Texas A&M	3/2/13																				
MISS STATE	3/6/13																				
at Vanderbilt	3/9/13																				

SEASON NOTES


Will miss the first six games of the 2012-13 season, as the NCAA has determined that he received impermissible benefits from his host family prior to enrolling at the University of South Carolina ... Saw first action of the season vs. St. John's (Nov. 29), scoring three points and collecting two rebounds ... Scored two points vs. Clemson (Dec. 2) ... Solid vs. Jacksonville (Dec. 7), scoring nine points, five rebounds and four assists ... Scored two points in six minutes vs. Appalachian State (Dec. 19) ... Saw action vs. Manhattan (Dec. 22), scoring two points ... Collected a season high six rebounds vs. Presbyterian (Dec. 29) ... Saw action vs. SC State (Jan. 5) ... Matched a season high with six rebounds at Miss. State (Jan. 9) ... Posted one assist vs. Auburn (Jan. 12) ... Earned first career start at LSU (Jan. 16), posting six points and two rebounds ... Scored two points vs. Vandy (Jan. 19) ... Set season highs in blocks (2), free throws (4) and attempts (4) from the line in start at Missouri (Jan. 22) ... Scored eight points and pulled down a season high seven rebounds in just 12 minutes in win vs. Arkansas (Jan. 26) ... Collected a steal vs. Florida (Jan. 30) ... Scored season high 11 points, matched season high with seven rebounds in a season best 25 minutes played at Alabama (Feb. 16) ... Seven points and seven rebounds, matching season high with two blocks in win vs. Ole Miss (Feb. 20) ... Season high 10 rebounds and three blocks in season high 34 minutes played at Georgia (Feb. 23) ...

CAREER STATISTICS

Season	GP-GS	Min	Avg	FG	FGA	Pct	3FG	3FGA	Pct	FT	FTA	Pct	Off	Def	Tot	Avg	PF	FO	Ast	TO	Blk	Stl	Pts	Avg
2012-13	20-10	254	12.7	30	70	.429	2	6	.333	19	32	.594	24	40	64	3.2	39	1	10	28	9	1	81	4.1

CAREER SEC STATISTICS

Season	GP-GS	Min	Avg	FG	FGA	Pct	3FG	3FGA	Pct	FT	FTA	Pct	Off	Def	Tot	Avg	PF	FO	Ast	TO	Blk	Stl	Pts	Avg
2013	13-10	187	14.4	20	53	.377	1	5	.200	17	26	.654	15	32	47	3.6	28	1	4	18	9	1	58	4.5



#12 - AUSTIN CONSTABLE

FRESHMAN | GUARD | 6'0" | 175 | HS
WEST CHESTER, PA./HENDERSON

CONSTABLE'S SEASON HIGHS

POINTS
-

FIELD GOALS
-

FIELD GOAL ATTEMPTS
2, vs. Presbyterian (Dec. 29, 2012)

3-POINT FIELD GOALS
-

3-POINT FIELD GOAL ATTEMPTS
1, vs. Presbyterian (Dec. 29, 2012)

FREE THROWS
-

FREE THROW ATTEMPTS
-

REBOUNDS
-

ASSISTS
-

BLOCKS
-

STEALS
-

MINUTES PLAYED
2, vs. Presbyterian (Dec. 29, 2012)

2012-13

Opponent	Date	GS	Min	FG-FGA	Pct	3FG-FGA	Pct	FT-FTA	Pct	Off	Def	Tot	Avg	PF	FO	A	TO	Blk	Stl	Pts	Avg	
MILWAUKEE	11/11/12	-	-	-	-	-	-	-	-	-	-	-	-	-	-	-	-	-	-	-	-	-
MORGAN STATE	11/16/12	-	-	-	-	-	-	-	-	-	-	-	-	-	-	-	-	-	-	-	-	-
RIDER	11/19/12	-	-	-	-	-	-	-	-	-	-	-	-	-	-	-	-	-	-	-	-	-
ELON	11/21/12	-	-	-	-	-	-	-	-	-	-	-	-	-	-	-	-	-	-	-	-	-
vs. Missouri State	11/24/12	-	-	-	-	-	-	-	-	-	-	-	-	-	-	-	-	-	-	-	-	-
vs. UALR	11/25/12	1	0-0	.000	0-0	.000	0-0	.000	0	0	0	0.0	0	0	0	0	0	0	0	0	0.0	
at St. John's	11/29/12	-	-	-	-	-	-	-	-	-	-	-	-	-	-	-	-	-	-	-	-	-
CLEMSON	12/2/12	-	-	-	-	-	-	-	-	-	-	-	-	-	-	-	-	-	-	-	-	-
JACKSONVILLE	12/7/12	2	0-0	.000	0-0	.000	0-0	.000	1	0	1	0.5	0	0	0	1	0	0	0	0	0.0	
APPALACHIAN ST	12/19/12	-	-	-	-	-	-	-	-	-	-	-	-	-	-	-	-	-	-	-	-	-
vs. Manhattan	12/22/12	-	-	-	-	-	-	-	-	-	-	-	-	-	-	-	-	-	-	-	-	-
PRESBYTERIAN	12/29/12	2	0-2	.000	0-1	.000	0-0	.000	0	0	0	0.3	0	0	0	0	0	0	0	0	0.0	
SC STATE	1/5/13	-	-	-	-	-	-	-	-	-	-	-	-	-	-	-	-	-	-	-	-	-
at Miss State	1/9/13	-	-	-	-	-	-	-	-	-	-	-	-	-	-	-	-	-	-	-	-	-
AUBURN	1/12/13	-	-	-	-	-	-	-	-	-	-	-	-	-	-	-	-	-	-	-	-	-
at LSU	1/16/13	-	-	-	-	-	-	-	-	-	-	-	-	-	-	-	-	-	-	-	-	-
VANDERBILT	1/19/13	-	-	-	-	-	-	-	-	-	-	-	-	-	-	-	-	-	-	-	-	-
at Missouri	1/22/13	-	-	-	-	-	-	-	-	-	-	-	-	-	-	-	-	-	-	-	-	-
ARKANSAS	1/26/13	-	-	-	-	-	-	-	-	-	-	-	-	-	-	-	-	-	-	-	-	-
at Florida	1/30/13	-	-	-	-	-	-	-	-	-	-	-	-	-	-	-	-	-	-	-	-	-
GEORGIA	2/2/13	-	-	-	-	-	-	-	-	-	-	-	-	-	-	-	-	-	-	-	-	-
at Kentucky	2/5/13	-	-	-	-	-	-	-	-	-	-	-	-	-	-	-	-	-	-	-	-	-
TENNESSEE	2/10/13	-	-	-	-	-	-	-	-	-	-	-	-	-	-	-	-	-	-	-	-	-
LSU	2/14/13	-	-	-	-	-	-	-	-	-	-	-	-	-	-	-	-	-	-	-	-	-
at Alabama	2/16/13	-	-	-	-	-	-	-	-	-	-	-	-	-	-	-	-	-	-	-	-	-
OLE MISS	2/20/13	-	-	-	-	-	-	-	-	-	-	-	-	-	-	-	-	-	-	-	-	-
at Georgia	2/23/13	-	-	-	-	-	-	-	-	-	-	-	-	-	-	-	-	-	-	-	-	-
MISSOURI	2/28/13	-	-	-	-	-	-	-	-	-	-	-	-	-	-	-	-	-	-	-	-	-
at Texas A&M	3/2/13	-	-	-	-	-	-	-	-	-	-	-	-	-	-	-	-	-	-	-	-	-
MISS STATE	3/6/13	-	-	-	-	-	-	-	-	-	-	-	-	-	-	-	-	-	-	-	-	-
at Vanderbilt	3/9/13	-	-	-	-	-	-	-	-	-	-	-	-	-	-	-	-	-	-	-	-	-

SEASON NOTES

Saw time vs. UALR (Nov. 25) ... Collected a rebound vs. Jacksonville (Dec. 7) ... Attempted two shots vs. Presbyterian (Dec. 29) ...

CAREER STATISTICS

Season	GP-GS	Min	Avg	FG	FGA	Pct	3FG	3FGA	Pct	FT	FTA	Pct	Off	Def	Tot	Avg	PF	FO	Ast	TO	Blk	Stl	Pts	Avg
2012-13	3-0	5	1.7	0	2	.000	0	1	.000	0	0	.000	1	0	1	0.3	0	0	0	1	0	0	0	0.0

CAREER SEC STATISTICS

Season	GP-GS	Min	Avg	FG	FGA	Pct	3FG	3FGA	Pct	FT	FTA	Pct	Off	Def	Tot	Avg	PF	FO	Ast	TO	Blk	Stl	Pts	Avg
2013																								



#25 - MINDAUGAS KACINAS

FRESHMAN | FORWARD | 6'7" | 210 | HS
KLAIPEDA, LITHUANIA/WORD OF LIFE FIRE TRADITIONAL SCHOOL

KACINAS' SEASON HIGHS

- POINTS**
18, vs. Rider (Nov. 19, 2012)
- FIELD GOALS**
8, vs. Rider (Nov. 19, 2012)
- FIELD GOAL ATTEMPTS**
11, twice, last vs. App State (Dec. 19, 2012)
- 3-POINT FIELD GOALS**
1, 3 times, last vs. Clemson (Dec. 2, 2012)
- 3-POINT FIELD GOAL ATTEMPTS**
3, twice, last vs. App State (Dec. 19, 2012)
- FREE THROWS**
6, vs. Milwaukee (Nov. 11, 2012)
- FREE THROW ATTEMPTS**
8, vs. Milwaukee (Nov. 11, 2012)
- REBOUNDS**
13, vs. Milwaukee (Nov. 11, 2012)
- ASSISTS**
3, twice, last vs. App State (Dec. 19, 2012)
- BLOCKS**
3, vs. Appalachian State (Dec. 19, 2012)
- STEALS**
2, vs. UALR (Nov. 25, 2012)
- MINUTES PLAYED**
35, vs. SC State (Jan. 5, 2013)

2012-13

Opponent	Date	GS	Min	FG	Pct	3FG	Pct	FT	Pct	Off	Def	Tot	Avg	PF	FO	A	TO	Blk	Stl	Pts	Avg
MILWAUKEE	11/11/12	31	1-3	.333	0-1	1.000	6-8	.750	6	7	13	13.0	2	0	3	1	1	1	8	8.0	
MORGAN STATE	11/16/12	21	0-1	.250	0-0	.000	2-2	.800	3	0	3	3.0	3	0	0	3	0	1	2	5.0	
RIDER	11/19/12	32	8-11	.600	1-1	.500	1-2	.750	3	2	5	7.0	2	0	0	3	0	1	18	9.3	
ELON	11/21/12	26	1-2	.588	0-0	.500	1-2	.714	2	3	5	6.5	0	1	4	0	0	3	7.8		
vs. Missouri State	11/24/12	* 28	1-3	.550	0-1	.333	2-3	.706	0	5	5	6.2	2	0	1	5	2	0	4	7.0	
vs. UALR	11/25/12	27	5-7	.593	1-3	.333	2-3	.700	3	2	5	6.0	3	0	1	3	2	2	13	8.0	
at St. John's	11/29/12	24	4-7	.588	0-0	.333	1-4	.625	3	3	6	6.0	1	0	1	0	0	0	9	8.1	
CLEMSON	12/2/12	29	3-5	.590	1-2	.375	3-3	.667	1	2	3	5.6	5	1	1	1	1	0	10	8.4	
JACKSONVILLE	12/7/12	18	3-3	.619	0-0	.375	1-2	.655	1	2	3	5.3	4	0	0	2	2	0	7	8.2	
APPALACHIAN ST	12/19/12	* 34	5-11	.585	0-3	.273	2-2	.677	6	6	12	6.0	2	0	3	2	3	0	12	8.6	
vs. Manhattan	12/22/12	* 16	0-1	.574	0-0	.273	0-0	.677	0	1	1	5.5	3	0	0	1	0	0	0	7.8	
PRESBYTERIAN	12/29/12	* 25	6-8	.597	0-1	.250	1-1	.688	3	0	3	5.3	4	0	1	1	1	0	13	8.3	
SC STATE	1/5/13	* 35	4-7	.594	0-1	.231	1-2	.676	5	5	10	5.7	4	0	2	1	1	0	9	8.3	
at Miss State	1/6/13	* 30	0-3	.569	0-0	.231	0-0	.676	1	2	3	5.5	2	0	1	2	0	0	0	7.7	
AUBURN	1/12/13	* 17	2-3	.573	0-0	.231	2-2	.694	1	3	4	5.4	3	0	0	2	1	0	6	7.6	
at LSU	1/16/13	16	1-3	.564	0-2	.200	1-2	.684	1	1	2	5.2	2	0	0	1	0	0	3	7.3	
VANDERBILT	1/19/13	4	0-1	.557	0-0	.200	0-0	.684	0	1	1	4.9	1	0	0	0	0	0	0	6.9	
at Missouri	1/22/13	4	0-0	.557	0-0	.200	0-0	.684	0	0	0	4.7	3	0	0	0	0	0	0	6.5	
ARKANSAS	1/28/13	24	2-3	.561	0-0	.200	0-0	.684	1	4	5	4.7	1	0	2	3	1	0	4	6.4	
at Florida	1/30/13	16	2-2	.571	0-0	.200	0-0	.684	1	1	2	4.6	2	0	1	0	0	1	4	6.3	
GEORGIA	2/2/13	15	0-4	.544	0-1	.188	1-2	.682	1	2	3	4.3	3	0	0	0	2	1	6.0		
at Kentucky	2/5/13	9	0-1	.538	0-1	.176	0-0	.682	1	0	1	4.1	1	0	1	2	0	0	0	5.7	
TENNESSEE	2/10/13	3	0-0	.538	0-0	.176	0-0	.682	0	0	0	4.0	1	0	0	0	0	0	0	5.5	
LSU	2/14/13	8	0-1	.533	0-0	.176	0-0	.682	0	3	3	3.9	0	0	0	1	0	0	0	5.2	
at Alabama	2/16/13	-	-	-	-	-	-	-	-	-	-	-	-	-	-	-	-	-	-	-	
OLE MISS	2/20/13	12	2-4	.531	0-1	.167	1-2	.674	2	3	5	4.0	0	0	0	0	0	0	5	5.2	
at Georgia	2/23/13	26	2-5	.525	1-2	.200	0-0	.674	2	2	4	4.0	2	0	1	3	0	0	5	5.2	
MISSOURI	2/28/13																				
at Texas A&M	3/2/13																				
MISS STATE	3/6/13																				
at Vanderbilt	3/9/13																				

SEASON NOTES

Collected 13 rebounds, including six on the offensive glass, and tied the contest with 18 seconds remaining in regulation on two free throws to send the game to overtime in season opener win vs. Milwaukee (Nov. 11) ... Scored two points and collected three rebounds vs. Morgan State (Nov. 16) ... Posted 18 points on eight made baskets vs. Rider (Nov. 19), playing in a season high 32 minutes ... Collected five rebounds vs. Elon (Nov. 21) ... Earned first-career start vs. Missouri State (Nov. 24), scoring four points and posting two blocks ... Scored 13 points vs. UALR (Nov. 25), while blocking two shots and collecting two steals ... Posted nine points and six rebounds off the bench vs. St. John's (Nov. 29) ... Scored 10 points off the bench vs. Clemson (Dec. 2) ... Scored seven points on a perfect 3-of-3 effort from the floor in win vs. Jacksonville (Dec. 7) ... Career night with 34 minutes played, posting first-career double-double with 12 points and a game-best 12 rebounds in win vs. Appalachian State (Dec. 19); also earned the start vs. the Mountaineers ... Named the SEC Freshman of the Week on Dec. 31 after scoring 13 points and collecting three rebounds vs. Presbyterian (Dec. 29) ... Played a season high 35 minutes vs. SC State (Jan. 5), collecting a team high 10 rebounds ... Saw action at Miss. State (Jan. 9) ... Scored six points and collected four rebounds with one block vs. Auburn (Jan. 12) ... Posted three points at LSU (Jan. 16) ... Saw action vs. Vandy (Jan. 19) ... Had three fouls in just four minutes at Missouri (Jan. 22) ... Tallied four points and collected five rebounds in victory vs. Arkansas (Jan. 26) ... Provided four points off the bench vs. Florida (Jan. 30) ... Tallied five points off the bench vs. Georgia (Feb. 2), adding an assist and steal ... Five points and five rebounds at Georgia (Feb. 23) ... Saw action vs. Missouri (Feb. 28), scoring five points ...

CAREER STATISTICS

Season	GP-GS	Min	Avg	FG	FGA	Pct	3FG	3FGA	Pct	FT	FTA	Pct	Off	Def	Tot	Avg	PF	FO	Ast	TO	Blk	Stl	Pts	Avg
2012-13	27-7	545	20.2	53	101	.525	4	20	.200	31	46	.674	47	60	107	4.0	60	1	21	41	15	9	141	5.2

CAREER SEC STATISTICS

Season	GP-GS	Min	Avg	FG	FGA	Pct	3FG	3FGA	Pct	FT	FTA	Pct	Off	Def	Tot	Avg	PF	FO	Ast	TO	Blk	Stl	Pts	Avg
2013	14-2	199	14.2	12	32	.375	1	7	.143	8	12	.667	11	22	33	2.4	25	0	7	14	2	4	33	2.4



#35 - BRIAN STEELE

FRESHMAN | FORWARD | 6'5" | 196 | HS
GREENVILLE, S.C./WADE HAMPTON SCHOOL

STEELE'S SEASON HIGHS

POINTS

2, vs. Presbyterian (Dec. 29, 2012)

FIELD GOALS

-

FIELD GOAL ATTEMPTS

1, vs. Presbyterian (Dec. 29, 2012)

3-POINT FIELD GOALS

-

3-POINT FIELD GOAL ATTEMPTS

-

FREE THROWS

2, vs. Presbyterian (Dec. 29, 2012)

FREE THROW ATTEMPTS

2, vs. Presbyterian (Dec. 29, 2012)

REBOUNDS

-

ASSISTS

1, vs. Florida (Jan. 30, 2013)

BLOCKS

-

STEALS

1, vs. Presbyterian (Dec. 29, 2012)

MINUTES PLAYED

2, vs. Jacksonville (Dec. 7, 2012)

2012-13

Opponent	Date	GS	Min	FG-FGA	Pct	3FG-FGA	Pct	FT-FTA	Pct	Off	Def	Tot	Avg	PF	FO	A	TO	Blk	Stl	Pts	Avg	
MILWAUKEE	11/11/12	-	-	-	-	-	-	-	-	-	-	-	-	-	-	-	-	-	-	-	-	-
MORGAN STATE	11/16/12	-	-	-	-	-	-	-	-	-	-	-	-	-	-	-	-	-	-	-	-	-
RIDER	11/19/12	-	-	-	-	-	-	-	-	-	-	-	-	-	-	-	-	-	-	-	-	-
ELON	11/21/12	-	-	-	-	-	-	-	-	-	-	-	-	-	-	-	-	-	-	-	-	-
vs. Missouri State	11/24/12	-	-	-	-	-	-	-	-	-	-	-	-	-	-	-	-	-	-	-	-	-
vs. UALR	11/25/12	-	-	-	-	-	-	-	-	-	-	-	-	-	-	-	-	-	-	-	-	-
at St. John's	11/29/12	-	-	-	-	-	-	-	-	-	-	-	-	-	-	-	-	-	-	-	-	-
CLEMSON	12/2/12	-	-	-	-	-	-	-	-	-	-	-	-	-	-	-	-	-	-	-	-	-
JACKSONVILLE	12/7/12	2	0-0	.000	0-0	.000	0-0	.000	0	1	1	1.0	1	0	0	1	0	0	0	0	0	0.0
APPALACHIAN ST	12/19/12	-	-	-	-	-	-	-	-	-	-	-	-	-	-	-	-	-	-	-	-	-
vs. Manhattan	12/22/12	-	-	-	-	-	-	-	-	-	-	-	-	-	-	-	-	-	-	-	-	-
PRESBYTERIAN	12/29/12	2	0-1	.000	0-0	.000	2-2	1.000	0	0	0	0.0	0	0	0	0	0	1	2	1	2	1.0
SC STATE	1/5/13	-	-	-	-	-	-	-	-	-	-	-	-	-	-	-	-	-	-	-	-	-
at Miss State	1/9/13	-	-	-	-	-	-	-	-	-	-	-	-	-	-	-	-	-	-	-	-	-
AUBURN	1/12/13	-	-	-	-	-	-	-	-	-	-	-	-	-	-	-	-	-	-	-	-	-
at LSU	1/16/13	-	-	-	-	-	-	-	-	-	-	-	-	-	-	-	-	-	-	-	-	-
VANDERBILT	1/19/13	-	-	-	-	-	-	-	-	-	-	-	-	-	-	-	-	-	-	-	-	-
at Missouri	1/22/13	-	-	-	-	-	-	-	-	-	-	-	-	-	-	-	-	-	-	-	-	-
ARKANSAS	1/26/13	-	-	-	-	-	-	-	-	-	-	-	-	-	-	-	-	-	-	-	-	-
at Florida	1/30/13	1	0-0	.000	0-0	.000	0-0	1.000	0	0	0	0.0	0	0	1	0	0	0	0	0	0	0.7
GEORGIA	2/2/13	-	-	-	-	-	-	-	-	-	-	-	-	-	-	-	-	-	-	-	-	-
at Kentucky	2/5/13	-	-	-	-	-	-	-	-	-	-	-	-	-	-	-	-	-	-	-	-	-
TENNESSEE	2/10/13	-	-	-	-	-	-	-	-	-	-	-	-	-	-	-	-	-	-	-	-	-
LSU	2/14/13	-	-	-	-	-	-	-	-	-	-	-	-	-	-	-	-	-	-	-	-	-
at Alabama	2/16/13	-	-	-	-	-	-	-	-	-	-	-	-	-	-	-	-	-	-	-	-	-
OLE MISS	2/20/13	-	-	-	-	-	-	-	-	-	-	-	-	-	-	-	-	-	-	-	-	-
at Georgia	2/23/13	-	-	-	-	-	-	-	-	-	-	-	-	-	-	-	-	-	-	-	-	-
MISSOURI	2/28/13	-	-	-	-	-	-	-	-	-	-	-	-	-	-	-	-	-	-	-	-	-
at Texas A&M	3/2/13	-	-	-	-	-	-	-	-	-	-	-	-	-	-	-	-	-	-	-	-	-
MISS STATE	3/6/13	-	-	-	-	-	-	-	-	-	-	-	-	-	-	-	-	-	-	-	-	-
at Vanderbilt	3/9/13	-	-	-	-	-	-	-	-	-	-	-	-	-	-	-	-	-	-	-	-	-

SEASON NOTES

Returned to team for Clemson contest ... Posted two points on two made free throws vs. Presbyterian (Dec. 29) ... Posted an assist vs. Florida (Jan. 30) ...

CAREER STATISTICS

Season	GP-GS	Min	Avg	FG	FGA	Pct	3FG	3FGA	Pct	FT	FTA	Pct	Off	Def	Tot	Avg	PF	FO	Ast	TO	Blk	Stl	Pts	Avg
2012-13	3-0	5	1.7	0	1	.000	0	0	.000	2	2	1.000	0	1	1	0.3	1	0	1	1	0	1	2	0.7

CAREER SEC STATISTICS

Season	GP-GS	Min	Avg	FG	FGA	Pct	3FG	3FGA	Pct	FT	FTA	Pct	Off	Def	Tot	Avg	PF	FO	Ast	TO	Blk	Stl	Pts	Avg
2013	1-0	1	1.0	0	0	.000	0	0	.000	0	0	.000	0	0	0	0.0	0	0	1	0	0	0	0	0.0

THE LAST TIME...

AN INDIVIDUAL PLAYER...

Scored 20 or more points:	South Carolina: Brian Richardson (20) vs. Arkansas, Jan. 26, 2013 in Columbia, S.C. Opponent: Keion Bell (24)/Jabari Brown (23), Missouri, Feb. 28, 2013 in Columbia, S.C.
Scored 30 or more points:	South Carolina: Bruce Ellington, 31, at Furman, Dec. 22, 2010 in Greenville, S.C. Opponent: Johnny O'Bryant III (30), LSU, Feb. 14, 2013 in Columbia, S.C.
Scored 35 or more points:	South Carolina: Devan Downey, 36 at Florida, Jan. 23, 2010 in Gainesville, Fla. Opponent: Joe Crawford (Kentucky), 35, March 5, 2008 in Columbia
Scored 40 or more points:	South Carolina: N/A thru 1992-93 season Opponent: Austin Carr (Notre Dame), 43, Dec. 30, 1969 in New Orleans, La.
Collected 20 or more rebounds:	South Carolina: Emmett Hall, 23 vs. College of Charleston, Dec. 22, 1993 in Columbia Opponent: Ekpe Udoh (Baylor), 20, Jan. 2, 2010 in Columbia
Collected 15 or more rebounds:	South Carolina: Lakeem Jackson, 15, vs. UALR, Nov. 25, 2012 in Puerto Vallarta, Mexico Opponent: Jared Sullinger (Ohio State), 19, Dec. 18, 2010 in Columbus, Ohio
Made 12 or more field goals:	South Carolina: Devan Downey, 12 vs. Georgia, Jan. 30, 2010 in Columbia Opponent: Johnny O'Bryant III, 13, LSU, Feb. 14, 2013 in Columbia, S.C.
Made 10 or more field goals:	South Carolina: Bruce Ellington, 11 vs. Furman, Dec. 22, 2010 in Greenville, S.C. Opponent: Johnny O'Bryant III, 13, LSU, Feb. 14, 2013 in Columbia, S.C.
Attempted 20 or more field goals:	South Carolina: Bruce Ellington (20) vs. Tennessee, Feb. 25, 2012, in Columbia, S.C. Opponent: Zach Graham (20), Ole Miss, Feb. 22, 2011 in Columbia
Attempted 25 or more field goals:	South Carolina: Devan Downey, 25, at Kentucky, Feb. 25, 2010 in Lexington, Ky. Opponent: Kemmy Burgess (Alaska-Anchorage), 26, Nov. 24, 2005 in Anchorage, AK
Dished 10 or more assists:	South Carolina: Devan Downey, 11, vs. LSU, March 13, 2008 in Atlanta, Ga. Opponent: 11, Dee Bost, Mississippi State, Feb. 29, 2012 in Columbia, S.C.
Swiped 5 or more steals:	South Carolina: Brenton Williams, 5, vs. Western Carolina, Nov. 11, 2011 in Columbia Opponent: 5, DeWayne Jackson, Morgan State, Nov. 16, 2012 in Columbia, S.C.
Blocked 5 or more shots:	South Carolina: Damontre Harris, 5, vs. Georgia, Feb. 15, 2012 in Columbia, S.C. Opponent: Nerlens Noel (5), Kentucky, Feb. 5, 2013 in Lexington, Ky.
Made 5 or more 3-point field goals:	South Carolina: Damien Leonard (5), vs. Auburn, Jan. 12, 2013 in Columbia, S.C. Opponent: Shane Richards (6), Manhattan, Dec. 22, 2012 in Brooklyn, N.Y.
Attempted 8 or more 3-point field goals:	South Carolina: Damien Leonard (8) vs. Auburn, Jan. 12, 2013 in Columbia, S.C. Opponent: Jabari Brown (9) Missouri, Feb. 28, 2013 in Columbia, S.C.
Made 10 or more free throws:	South Carolina: Malik Cooke, 10, vs. Miss Valley State, Nov. 22, 2011 in Columbia, S.C. Opponent: Gerard Coleman (10), Providence, Dec. 1, 2011 in Columbia, S.C.
Attempted 15 or more free throws:	South Carolina: Mike Boynton (19) vs. Arkansas, March 11, 2004 in Atlanta, Ga. Opponent: Amu Saaka (Furman), 14, Dec. 22, 2010 in Greenville, S.C.
Played all 40 minutes of regulation:	South Carolina: Devan Downey, 40, vs. Tennessee, March 14, 2008 in Atlanta, Ga. Opponent: Frank Sullivan, Auburn, Jan. 12, 2013 in Columbia, S.C.
A player hit a last-second shot (within 3 seconds) to win a game:	South Carolina: Bruce Ellington vs. Alabama (Jan. 25, 2012) in Columbia, S.C. Opponent: Brian Bryant, Mississippi State, Feb. 29, 2012 in Columbia, S.C.
A player had a double-double:	South Carolina: Michael Carrera (13 points, 13 rebounds), vs. Ole Miss, Feb. 20, 2013 in Columbia, S.C. Opponent: Murphy Holloway (19 points, 13 rebounds) Ole Miss, Feb. 20, 2013 in Columbia, S.C.
Two or more players had a double-double:	S. Carolina: Michael Carrera (23 points, 10 rebounds) and Lakeem Jackson (11 points, 11 rebounds) at LSU, Jan. 16, 2013 in Baton Rouge, La. Opponent: Alex Oriakhi (18 points, 11 rebounds), Earnest Ross (21 points, 10 rebounds) Missouri, Jan. 22, 2013 in Columbia, Mo.
A player had a triple-double:	South Carolina: Sam Muldrow (16 points, 14 rebounds, 10 blocks) vs. Vanderbilt, Jan. 8, 2011 in Columbia *** Only second triple-double in South Carolina history (Chuck Eidson (25 points, 10 rebounds, 10 assists), vs. SC State, Nov. 29, 2002 in Columbia) Opponent: Daniel Hackett (Southern California - 22 points, 10 rebounds, 10 assists), Nov. 17, 2007 in Columbia
Scored 30 or more points in back-to-back games:	South Carolina: Devan Downey, 30 vs. Kentucky (Jan. 26, 2010) in Columbia 33 vs. Georgia (Jan. 30, 2010) in Columbia
Scored 25 or more points in back-to-back games:	South Carolina: Devan Downey, 33 vs. Georgia (Jan. 30, 2010) in Columbia 26 at Tennessee (Feb. 6, 2010) in Knoxville, Tenn.

A TEAM...

Scored 100 or more points:	South Carolina: 103 vs. The Citadel (Nov. 12, 2007) in Columbia Opponent: 107, Vanderbilt (Feb. 17, 1996) in Nashville, Tenn.
Scored 50 points or less:	South Carolina: 36, vs. Florida, Jan. 30, 2013 in Gainesville, Fla. Opponent: 45, Wofford, Dec. 28, 2011 in Columbia, S.C.
Scored 50 points in a half:	South Carolina: 57 (1st half; Dec. 7, 2012) vs. Jacksonville, Dec. 7, 2012 in Columbia, S.C. Opponent: 51 (2nd half; Nov. 29, 2012) St. John's in Queens, N.Y.
Failed to score 25 points in a half:	South Carolina: 16 (1st half) at Georgia, Feb. 23, 2013 in Athens, Ga. Opponent: 23 (1st half) at Georgia, Feb. 23, 2013 in Athens, Ga.

Collected 50 or more rebounds:	South Carolina: 53 vs. WKU, Nov. 27, 2010 in Bowling Green, Ky. Opponent: 52, WKU, Nov. 27, 2010 in Bowling Green, Ky.
Shot 60% or better from the field:	South Carolina: 60.8% (31-51) at Western Carolina (Nov. 18, 2005) in Cullowhee, N.C. Opponent: 69.6% (32-46) Missouri, Feb. 28, 2013 in Columbia, S.C.
Shot 50% or better from the field:	South Carolina: 57.7% (30-52) vs. Arkansas, Jan. 26, 2013 in Columbia, S.C. Opponent: 69.6% (32-46) Missouri, Feb. 28, 2013 in Columbia, S.C.
Shot less than 30% from the field:	South Carolina: 28.1% (18-64), LSU, Feb. 14, 2013 in Columbia, S.C. Opponent: 25.9% (15-58), USC Upstate (Nov. 23, 2010) in Columbia
Shot 50% or better from 3-point range (at least 10 attempts):	South Carolina: 58.3% (7-12) vs. Arkansas, Jan. 26, 2013 in Columbia, S.C. Opponent 57.1%(12-21) Florida, Jan. 30, 2013 in Gainesville, Fla.
Shot 20% or less from 3-point range (at least 10 attempts):	South Carolina: 18.8% (3-16) Tennessee, Feb. 10, 2013 in Columbia, S.C. Opponent: 12.5% (2-16) Arkansas, Jan. 26, 2013 in Columbia, S.C.
Dished 20 or more assists:	South Carolina: 20, vs. Auburn, Jan. 12, 2013 in Columbia, S.C. Opponent: 22, vs. North Carolina, Nov. 25, 2011 in Las Vegas, Nevada
Made 35 or more shots:	South Carolina: 35 vs. Elon (Nov. 19, 2010) in Columbia Opponent: 35, Tennessee (March 5, 2009) in Columbia
Attempted 80 or more shots:	South Carolina: 83 vs. WKU (Nov. 27, 2010) in Bowling Green, Ky. Opponent: 83, LSU (Feb. 10, 1996) in Columbia
Attempted 70 or more shots:	South Carolina: 72, vs. Providence, Dec. 1, 2011 in Columbia Opponent: 79, WKU (Nov. 27, 2010) in Bowling Green, Ky.
Made 10 or more 3-pointers:	South Carolina: 10 vs. Jacksonville, Dec. 7, 2012 in Columbia, S.C. Opponent: 12, Florida, Jan. 30, 2013 in Gainesville, Fla.
Did not make a 3-pointer:	South Carolina: 0, vs. Milwaukee, Nov. 11, 2012 in Columbia, S.C. Opponent: 0, Miss. State, Jan. 9, 2013 in Starkville, Miss.
Attempted 30 or more 3-pointers:	South Carolina: 31 vs. Alabama, Jan. 25, 2012 in Columbia, S.C. Opponent: 33, Milwaukee, Nov. 11, 2012 in Columbia, S.C.
Attempted 25 or more 3-pointers:	South Carolina: 27 vs. Rider, Nov. 19, 2012 in Columbia, S.C. Opponent: 27, Missouri, Jan. 22, 2013 in Columbia, Mo..
Made 30 or more free throws:	South Carolina: 32 vs. Vanderbilt (Jan. 28, 2009) in Columbia Opponent: 31, Florida (Feb. 3, 2009) in Gainesville, Fla.
Attempted 40 or more free throws:	South Carolina: 44 vs. Georgia Southern (Nov. 16, 2009) in Columbia Opponent: 46, Georgia, Feb. 23, 2013 in Athens, Ga.
Swiped 15 or more steals:	South Carolina: 15 vs. Vanderbilt (Jan. 16, 2010) in Columbia Opponent: 17, Indiana (Nov. 8, 1998) in Indianapolis, Ind.
Blocked 12 or more shots:	South Carolina: 12, vs. Vanderbilt, Jan. 8, 2011 in Columbia Opponent: 13, Syracuse (Jan. 21, 1999) in Syracuse, N.Y.
Blocked 8 or more shots:	South Carolina: 8, LSU, Feb. 14, 2013 in Columbia, S.C. Opponent: 9, Ole Miss, Feb. 20, 2013 in Columbia, S.C.
Won by 30 or more points:	South Carolina: 35 vs. SC State (91-56), Jan. 4, 2011 in Columbia Opponent: 39, Florida, Jan. 30, 2013 in Gainesville, Fla.
Won by 20 or more points:	South Carolina: 21, vs. Arkansas, Jan. 26, 2013 in Columbia, S.C. Opponent: 22, Missouri, Feb. 28, 2013 in Columbia, S.C.
Played a single overtime game:	Win: 82-73 at LSU, Jan. 16, 2013 in Baton Rouge, La. Loss: 62-54 at Georgia, Feb. 23, 2013 in Athens, Ga.
Played a double overtime game:	Win: 87-85 vs. WKU (Nov. 27, 2010) in Bowling Green, Ky. Loss: 98-88 vs. Louisville (Feb. 20, 1988) in Columbia
South Carolina played a No. 1 Team in the country:	Win: 68-62 vs. Kentucky (Jan. 26, 2010) in Columbia Loss: 86-52 loss vs. No. 1/1 Kentucky, Feb. 4, 2012, in Columbia, S.C.
South Carolina played a top-5 opponent:	Win: 68-62 vs. No. 1/1 Kentucky (Jan. 26, 2010) in Columbia Loss: 75-36 loss to No. 4/4 Florida (Jan. 30, 2013) in Gainesville, Fla.
South Carolina played a top-10 opponent:	Win: 68-62 vs. No. 1/1 Kentucky (Jan. 26, 2010) in Columbia Loss: 75-36 loss to No. 4/4 Florida (Jan. 30, 2013) in Gainesville, Fla.
South Carolina played a top-25 opponent:	Win: 83-75 (OT) win over No. 22/24 Vanderbilt, Jan. 8, 2011 in Columbia Loss: 75-36 loss to No. 4/4 Florida (Jan. 30, 2013) in Gainesville, Fla.
South Carolina defeated a ranked opponent:	Home: 83-75 vs. No. 22/24 Vanderbilt (Jan. 8, 2011) in Columbia <u>Away: 77-73 at No. 13/19 Vanderbilt (March 6, 2010) in Nashville, Tenn.</u> SEC Home: 83-75 vs. No. 22/24 Vanderbilt (Jan. 8, 2011) in Columbia SEC Away: 77-73 at No. 13/19 Vanderbilt (March 6, 2010) in Nashville, Tenn. Non-conference away: 85-84 at No. 19/20 Baylor (Jan. 2, 2009) in Waco, Texas
A South Carolina win opened up the season:	Home: 82-75 (OT), vs. Milwaukee, Nov. 11, 2012, in Columbia, S.C. Away: 81-63 win at Western Carolina (Nov. 12, 2005) in Cullowhee, N.C. Neutral: 74-61 win vs. Chaminade (Nov. 19, 2001) in Maui, Hawaii (Maui Invite)
South Carolina opened up SEC play:	Home: 83-75 win vs. No. 22/24 Vanderbilt (Jan. 8, 2011) in Columbia Away: 56-54 loss at Miss. State (Jan. 9, 2013) in Starkville, Miss.



2012-13
 South Carolina Combined Team Statistics (as of Feb 28, 2013)
 All games

RECORD:	OVERALL	HOME	AWAY	NEUTRAL
ALL GAMES	13-15	9-8	1-7	3-0
CONFERENCE	3-12	2-6	1-6	0-0
NON-CONFERENCE	10-3	7-2	0-1	3-0

##	Player	gp-gs	min	avg	Total		3-Point		F-Throw		Rebounds				pf	dq	a	to	blk	stl	pts	avg
					fg-fga	fg%	3fg-fga	3fg%	ft-fa	ft%	off	def	tot	avg								
00	PAGE, LaShay	9-9	220	24.4	32-93	.344	14-45	.311	27-31	.871	4	26	30	3.3	16	0	8	14	1	3	105	11.7
24	CARRERA, Michael	23-18	483	21.0	79-169	.467	5-13	.385	71-96	.740	66	98	164	7.1	75	4	16	43	14	9	234	10.2
01	WILLIAMS, Brenton	27-7	553	20.5	84-190	.442	38-96	.396	64-79	.810	7	36	43	1.6	42	1	33	34	4	21	270	10.0
23	ELLINGTON, Bruce	19-15	619	32.6	67-200	.335	17-69	.246	34-55	.618	14	37	51	2.7	47	1	46	56	5	26	185	9.7
02	RICHARDSON, Brian	28-9	554	19.8	80-199	.402	42-109	.385	30-41	.732	20	46	66	2.4	47	0	30	31	12	15	232	8.3
30	JACKSON, Lakeem	28-28	826	29.5	100-179	.559	2-4	.500	20-59	.339	65	106	171	6.1	69	2	56	56	21	22	222	7.9
05	SMITH, Eric	28-24	781	27.9	57-168	.339	17-62	.274	31-48	.646	10	36	46	1.6	42	0	85	61	1	17	162	5.8
25	KACINAS, Mindaugas	27-7	545	20.2	53-101	.525	4-20	.200	31-46	.674	47	60	107	4.0	60	1	21	41	15	9	141	5.2
33	SLAWSON, RJ	28-10	460	16.4	41-94	.436	3-15	.200	37-54	.685	49	51	100	3.6	96	3	15	30	18	15	122	4.4
32	LEONARD, Damien	24-3	376	15.7	34-113	.301	20-67	.299	13-17	.765	19	32	51	2.1	25	0	13	23	1	8	101	4.2
14	CHATKEVICIUS, L.	20-10	254	12.7	30-70	.429	2-6	.333	19-32	.594	24	40	64	3.2	39	1	10	28	9	1	81	4.1
35	STEELE, Brian	3-0	5	1.7	0-1	.000	0-0	.000	2-2	1.000	0	1	1	0.3	1	0	1	1	0	1	2	0.7
55	PHILLIPS, Shane	8-0	15	1.9	0-2	.000	0-2	.000	0-0	.000	0	0	0	0.0	1	0	1	2	0	0	0	0.0
12	CONSTABLE, Austin	3-0	5	1.7	0-2	.000	0-1	.000	0-0	.000	1	0	1	0.3	0	0	0	1	0	0	0	0.0
Team											56	50	106				11					
Total.....		28	5696		657-1581	.416	164-509	.322	379-560	.677	382	619	1001	35.8	560	13	335	432	101	147	1857	66.3
Opponents.....		28	5695		661-1483	.446	151-461	.328	442-672	.658	310	615	925	33.0	543	-	363	403	136	233	1915	68.4

TEAM STATISTICS	SC	OPP	Date	Opponent	Score	Att.
SCORING	1857	1915	& 11/11/12	UW-MILWAUKEE	Wot 82-75	7335
Points per game	66.3	68.4		11/16/12 MORGAN STATE	w 87-71	8019
Scoring margin	-2.1	-	& 11/19/12	RIDER	w 88-76	7157
FIELD GOALS-ATT	657-1581	661-1483	11/21/12	ELON	L 53-65	6754
Field goal pct	.416	.446	^ 11/24/12	vs Missouri State	Wot 74-67	303
3 POINT FG-ATT	164-509	151-461	^ 11/25/12	vs UALR	w 74-62	276
3-point FG pct	.322	.328	% 11/29/12	at St. John's	L 65-89	4902
3-pt FG made per game	5.9	5.4	12/2/12	CLEMSON	L 55-64	10684
FREE THROWS-ATT	379-560	442-672	12/7/12	JACKSONVILLE	w 91-74	6980
Free throw pct	.677	.658	12/19/12	APPALACHIAN STATE	w 74-69	8118
F-Throws made per game	13.5	15.8	12/22/12	vs Manhattan	w 63-57	0
REBOUNDS	1001	925	12/29/12	PRESBYTERIAN	w 76-60	7344
Rebounds per game	35.8	33.0	1/5/13	SOUTH CAROLINA STATE	w 80-69	7394
Rebounding margin	+2.7	-	* 01-09-13	at Mississippi State	L 54-56	6034
ASSISTS	335	363	* 01-12-13	AUBURN	L 71-74	9117
Assists per game	12.0	13.0	* 01/16/13	at LSU	Wot 82-73	6654
TURNOVERS	432	403	* 1/19/13	VANDERBILT	L 51-58	11175
Turnovers per game	15.4	14.4	* 1-22-13	at Missouri	L 65-71	11830
Turnover margin	-1.0	-	* 1/26/13	ARKANSAS	w 75-54	10926
Assist/turnover ratio	0.8	0.9	* 1/30/13	at Florida	L 36-75	10533
STEALS	147	233	* 2/2/13	GEORGIA	L 56-67	11327
Steals per game	5.3	8.3	* 02/05/13	at Kentucky	L 55-77	22559
BLOCKS	101	136	* 2/10/13	TENNESSEE	L 61-66	10101
Blocks per game	3.6	4.9	* 2/14/13	LSU	L 46-64	7486
ATTENDANCE	146998	82793	* 2/16/13	at Alabama	L 58-68	13112
Home games-Avg/Game	17-8647	8-10277	* 2/20/13	OLE MISS	w 63-62	7721
Neutral site-Avg/Game	-	3-193	* 02/23/13	at Georgia	Lot 54-62	6590
			* 2/28/13	MISSOURI	L 68-90	9360

Score by Periods	1st	2nd	OT	Totals
South Carolina	888	923	46	1857
Opponents	891	993	31	1915

* = Conference game
 & = Hoops For Hope Classic (Columbia, S.C.)
 ^ = Hoops For Hope Classic (Puerto Vallarta, Mexico)
 % = SEC/BIG EAST Challenge (Queens, N.Y.)



2012-13
South Carolina Combined Team Statistics (as of Feb 28, 2013)
Conference games

RECORD:	OVERALL	HOME	AWAY	NEUTRAL
ALL GAMES	3-12	2-6	1-6	0-0
CONFERENCE	3-12	2-6	1-6	0-0
NON-CONFERENCE	0-0	0-0	0-0	0-0

##	Player	gp-gs	min	avg	Total		3-Point		F-Throw		Rebounds				pf	dq	a	to	blk	stl	pts	avg
					fg-fga	fg%	3fg-fga	3fg%	ft-fga	ft%	off	def	tot	avg								
24	CARRERA, Michael	15-12	325	21.7	53-115	.461	3-11	.273	42-59	.712	44	62	106	7.1	48	3	10	25	7	8	151	10.1
23	ELLINGTON, Bruce	15-15	511	34.1	54-167	.323	15-60	.250	23-38	.605	12	27	39	2.6	37	1	42	45	4	23	146	9.7
02	RICHARDSON, Brian	15-7	276	18.4	42-108	.389	22-60	.367	11-17	.647	10	20	30	2.0	20	0	9	14	5	10	117	7.8
01	WILLIAMS, Brenton	14-1	236	16.9	31-92	.337	15-47	.319	23-28	.821	3	17	20	1.4	21	1	15	14	0	9	100	7.1
30	JACKSON, Lakeem	15-15	409	27.3	37-75	.493	2-3	.667	13-33	.394	27	45	72	4.8	38	2	26	22	12	15	89	5.9
05	SMITH, Eric	15-11	426	28.4	32-92	.348	11-37	.297	13-21	.619	4	15	19	1.3	21	0	30	24	0	7	88	5.9
14	CHATKEVICIUS, L.	13-10	187	14.4	20-53	.377	1-5	.200	17-26	.654	15	32	47	3.6	28	1	4	18	9	1	58	4.5
32	LEONARD, Damien	13-2	232	17.8	19-68	.279	12-41	.293	6-8	.750	14	15	29	2.2	13	0	7	8	0	4	56	4.3
33	SLAWSON, RJ	15-0	241	16.1	19-44	.432	2-10	.200	17-24	.708	22	28	50	3.3	51	1	5	15	9	6	57	3.8
25	KACINAS, Mindaugas	14-2	199	14.2	12-32	.375	1-7	.143	8-12	.667	11	22	33	2.4	25	0	7	14	2	4	33	2.4
35	STEELE, Brian	1-0	1	1.0	0-0	.000	0-0	.000	0-0	.000	0	0	0	0.0	0	0	1	0	0	0	0	0.0
55	PHILLIPS, Shane	2-0	3	1.5	0-0	.000	0-0	.000	0-0	.000	0	0	0	0.0	0	0	0	1	0	0	0	0.0
Team																						
Total.....		15	3046		319-846	.377	84-281	.299	173-266	.650	189	307	496	33.1	302	9	156	207	48	87	895	59.7
Opponents.....		15	3045		342-754	.454	82-248	.331	251-380	.661	165	378	543	36.2	276	-	197	225	77	121	1017	67.8

TEAM STATISTICS	SC	OPP	Date	Opponent	Score	Att.
SCORING	895	1017	* 01-09-13	at Mississippi State	L 54-56	6034
Points per game	59.7	67.8	* 01-12-13	AUBURN	L 71-74	9117
Scoring margin	-8.1	-	* 01/16/13	at LSU	Wot 82-73	6654
FIELD GOALS-ATT	319-846	342-754	* 1/19/13	VANDERBILT	L 51-58	11175
Field goal pct	.377	.454	* 1-22-13	at Missouri	L 65-71	11830
3 POINT FG-ATT	84-281	82-248	* 1/26/13	ARKANSAS	w 75-54	10926
3-point FG pct	.299	.331	* 1/30/13	at Florida	L 36-75	10533
3-pt FG made per game	5.6	5.5	* 2/2/13	GEORGIA	L 56-67	11327
FREE THROWS-ATT	173-266	251-380	* 02/05/13	at Kentucky	L 55-77	22559
Free throw pct	.650	.661	* 2/10/13	TENNESSEE	L 61-66	10101
F-Throws made per game	11.5	16.7	* 2/14/13	LSU	L 46-64	7486
REBOUNDS	496	543	* 2/16/13	at Alabama	L 58-68	13112
Rebounds per game	33.1	36.2	* 2/20/13	OLE MISS	w 63-62	7721
Rebounding margin	-3.1	-	* 02/23/13	at Georgia	Lot 54-62	6590
ASSISTS	156	197	* 2/28/13	MISSOURI	L 68-90	9360
Assists per game	10.4	13.1				
TURNOVERS	207	225				
Turnovers per game	13.8	15.0				
Turnover margin	+1.2	-				
Assist/turnover ratio	0.8	0.9				
STEALS	87	121				
Steals per game	5.8	8.1				
BLOCKS	48	77				
Blocks per game	3.2	5.1				
ATTENDANCE	77213	77312				
Home games-Avg/Game	8-9652	7-11045				
Neutral site-Avg/Game	-	0-0				

* = Conference game
 & = Hoops For Hope Classic (Columbia, S.C.)
 ^ = Hoops For Hope Classic (Puerto Vallarta, Mexico)
 % = SEC/BIG EAST Challenge (Queens, N.Y.)

Score by Periods	1st	2nd	OT	Totals
South Carolina	426	455	14	895
Opponents	475	529	13	1017



2012-13
 South Carolina Team Game-by-Game Comparison (as of Mar 01, 2013)
 All games

Opponent	1st	2nd	Score	Mar	Total FG	FG Pct	3-Pointers	3FG Pct	Free Throws	FT Pct	Rebounds	Assist	T/Over	Block	Steal	Fouls
UW-MILWAUKEE	23/38	43/28	82-75	+7	28-63/26-67	.444/.388	0-11/14-33	.000/.424	26-31/9-19	.839/.474	45/33 +12	11/17	17/15	7/3	5/7	16/24
MORGAN STATE	45/41	42/30	87-71	+16	30-57/28-53	.526/.528	6-16/2-13	.375/.154	21-26/13-20	.808/.650	35/22 +13	10/13	20/20	2/4	5/11	20/20
RIDER	44/37	44/39	88-76	+12	32-60/27-53	.533/.509	13-27/6-14	.481/.429	11-14/16-21	.786/.762	33/23 +10	22/13	18/17	2/2	5/9	20/13
ELON	23/31	30/34	53-65	(12)	18-56/26-57	.321/.456	6-19/8-15	.316/.533	11-17/5-11	.647/.455	43/30 +13	10/13	22/14	5/6	7/12	16/19
Missouri State	28/33	30/25	74-67	+7	22-39/23-59	.564/.390	8-18/5-19	.444/.263	22-28/16-28	.786/.571	33/29 +4	13/7	25/13	5/0	2/10	24/24
UALR	39/22	35/40	74-62	+12	28-50/23-57	.560/.404	6-16/5-16	.375/.313	12-17/11-23	.706/.478	40/25 +15	14/14	21/12	5/3	9/11	20/18
St. John's	26/38	39/51	65-89	(24)	24-65/33-58	.369/.569	5-23/7-14	.217/.500	12-21/16-24	.571/.667	43/31 +12	10/19	12/7	1/9	2/8	17/18
CLEMSON	27/28	28/36	55-64	(9)	18-52/17-39	.346/.436	4-15/3-11	.267/.273	15-22/27-37	.682/.730	36/29 +7	10/8	19/13	4/8	3/10	28/25
JACKSONVILLE	57/30	34/44	91-74	+17	31-56/26-68	.554/.382	10-16/3-20	.625/.150	19-29/19-28	.655/.679	42/31 +11	20/11	17/7	6/8	3/7	25/22
APPALACHIAN STATE	37/35	37/34	74-69	+5	28-61/23-63	.459/.365	5-15/4-14	.333/.286	13-19/19-22	.684/.864	37/40 (3)	18/12	17/17	8/4	4/6	21/24
Manhattan	36/30	27/27	63-57	+6	20-49/18-45	.408/.400	6-20/8-24	.300/.333	17-25/13-24	.680/.542	42/23 +19	10/16	19/13	1/4	6/13	19/21
PRESBYTERIAN	40/24	36/36	76-60	+16	27-56/23-49	.482/.469	7-16/4-13	.438/.308	15-24/10-13	.625/.769	34/25 +9	15/10	9/15	4/4	5/5	14/18
SOUTH CAROLINA STATE	37/29	43/40	80-69	+11	32-71/26-61	.451/.426	4-16/0-7	.250/.000	12-21/17-22	.571/.773	42/41 +1	16/13	9/15	3/4	4/3	18/21
Mississippi State	26/26	28/30	54-56	(2)	20-51/19-49	.392/.388	8-21/0-10	.381/.000	6-11/18-25	.545/.720	38/29 +9	10/8	24/17	5/8	7/14	20/15
AUBURN	39/38	32/36	71-74	(3)	26-57/24-41	.456/.585	8-20/8-18	.400/.444	11-16/18-28	.688/.643	31/24 +7	20/14	15/17	3/3	4/9	24/23
LSU	35/33	34/36	82-73	+9	26-58/26-64	.448/.406	2-14/8-27	.143/.296	28-37/13-16	.757/.813	36/40 (4)	9/15	15/22	2/3	6/9	16/26
VANDERBILT	19/24	32/34	51-58	(7)	14-59/16-37	.237/.432	4-21/6-13	.190/.462	19-25/20-33	.760/.606	33/40 (7)	7/15	7/18	2/2	9/1	24/21
Missouri	35/27	30/44	65-71	(6)	24-65/19-57	.369/.333	6-20/5-27	.300/.185	11-17/28-36	.647/.778	43/44 (1)	9/10	13/13	2/2	6/10	24/19
ARKANSAS	43/26	32/28	75-54	+21	30-52/21-61	.577/.344	7-12/2-16	.583/.125	8-17/10-15	.471/.667	42/26 +16	17/13	18/9	5/5	2/10	13/19
Florida	10/33	26/42	36-75	(39)	14-45/28-53	.311/.528	2-14/12-21	.143/.571	6-9/7-16	.667/.438	24/38 (14)	8/18	17/12	0/3	7/13	15/9
GEORGIA	30/29	26/38	56-67	(11)	19-53/25-43	.358/.581	7-20/6-13	.350/.462	11-13/11-16	.846/.688	27/30 (3)	9/14	10/13	2/6	6/4	19/15
Kentucky	24/45	31/32	55-77	(22)	17-59/27-44	.288/.614	5-23/5-8	.217/.625	16-24/18-28	.667/.643	25/42 (17)	5/13	7/17	3/9	5/3	23/20
TENNESSEE	29/32	32/34	61-66	(5)	20-51/18-41	.392/.439	3-16/3-14	.188/.214	18-25/27-37	.720/.730	30/32 (2)	8/10	13/18	1/6	7/7	22/23
LSU	24/26	22/38	46-64	(18)	18-64/26-59	.281/.441	3-19/3-13	.158/.231	7-13/9-16	.538/.563	34/49 (15)	8/16	12/17	8/3	7/7	16/18
Alabama	24/35	34/33	58-68	(10)	23-51/22-47	.451/.468	5-17/6-19	.294/.316	7-13/18-33	.538/.545	34/31 +3	9/12	20/12	0/7	6/12	22/16
OLE MISS	34/33	29/29	63-62	+1	26-65/24-64	.400/.375	8-19/8-24	.421/.333	3-8/6-9	.375/.667	40/43 (3)	15/11	10/12	8/9	3/8	14/13
Georgia	16/23	37/30	54-62	(8)	18-60/15-48	.300/.313	6-19/4-16	.316/.250	12-24/28-46	.500/.609	39/47 (8)	8/9	16/16	5/6	7/8	29/21
MISSOURI	38/45	30/45	68-90	(22)	24-56/32-46	.429/.696	10-26/6-9	.385/.667	10-14/20-26	.714/.769	20/28 (8)	14/19	10/12	2/5	5/6	21/18

Note: Game totals are displayed in the format TEAM/OPPONENT for each category



2012-13
 South Carolina Category Leaders (as of Mar 01, 2013)
 All games

Points	G	Pts	Pts/G
WILLIAMS, Brenton	27	270	10.0
CARRERA, Michael	23	234	10.2
RICHARDSON, Brian	28	232	8.3
JACKSON, Lakeem	28	222	7.9
ELLINGTON, Bruce	19	185	9.7
SMITH, Eric	28	162	5.8
KACINAS, Mindaugas	27	141	5.2
SLAWSON, RJ	28	122	4.4
PAGE, LaShay	9	105	11.7
LEONARD, Damien	24	101	4.2
CHATKEVICIUS, L.	20	81	4.1
STEELE, Brian	3	2	0.7

FG Percentage	FG	Att	Pct
JACKSON, Lakeem	100	179	.559
KACINAS, Mindaugas	53	101	.525
CARRERA, Michael	79	169	.467
WILLIAMS, Brenton	84	190	.442
SLAWSON, RJ	41	94	.436
CHATKEVICIUS, L.	30	70	.429
RICHARDSON, Brian	80	199	.402
PAGE, LaShay	32	93	.344
SMITH, Eric	57	168	.339
ELLINGTON, Bruce	67	200	.335
LEONARD, Damien	34	113	.301
PHILLIPS, Shane	0	2	.000
CONSTABLE, Austin	0	2	.000
STEELE, Brian	0	1	.000

3-Point Percentage	3FG	Att	Pct
JACKSON, Lakeem	2	4	.500
WILLIAMS, Brenton	38	96	.396
RICHARDSON, Brian	42	109	.385
CARRERA, Michael	5	13	.385
CHATKEVICIUS, L.	2	6	.333
PAGE, LaShay	14	45	.311
LEONARD, Damien	20	67	.299
SMITH, Eric	17	62	.274
ELLINGTON, Bruce	17	69	.246
KACINAS, Mindaugas	4	20	.200
SLAWSON, RJ	3	15	.200
PHILLIPS, Shane	0	2	.000
CONSTABLE, Austin	0	1	.000

Free Throw Percent	FG	Att	Pct
STEELE, Brian	2	2	1.000
PAGE, LaShay	27	31	.871
WILLIAMS, Brenton	64	79	.810
LEONARD, Damien	13	17	.765
CARRERA, Michael	71	96	.740
RICHARDSON, Brian	30	41	.732
SLAWSON, RJ	37	54	.685
KACINAS, Mindaugas	31	46	.674
SMITH, Eric	31	48	.646
ELLINGTON, Bruce	34	55	.618
CHATKEVICIUS, L.	19	32	.594
JACKSON, Lakeem	20	59	.339

Scoring Average	G	Pts	Avg/G
PAGE, LaShay	9	105	11.7
CARRERA, Michael	23	234	10.2
WILLIAMS, Brenton	27	270	10.0
ELLINGTON, Bruce	19	185	9.7
RICHARDSON, Brian	28	232	8.3
JACKSON, Lakeem	28	222	7.9
SMITH, Eric	28	162	5.8
KACINAS, Mindaugas	27	141	5.2
SLAWSON, RJ	28	122	4.4
LEONARD, Damien	24	101	4.2
CHATKEVICIUS, L.	20	81	4.1
STEELE, Brian	3	2	0.7

Field Goal Attempts	G	Att	Att/G
ELLINGTON, Bruce	19	200	10.5
RICHARDSON, Brian	28	199	7.1
WILLIAMS, Brenton	27	190	7.0
JACKSON, Lakeem	28	179	6.4
CARRERA, Michael	23	169	7.3

Field Goals Made	G	Made	Made/G
JACKSON, Lakeem	28	100	3.6
WILLIAMS, Brenton	27	84	3.1
RICHARDSON, Brian	28	80	2.9
CARRERA, Michael	23	79	3.4
ELLINGTON, Bruce	19	67	3.5

3-Point FG Attempts	G	Att	Att/G
RICHARDSON, Brian	28	109	3.9
WILLIAMS, Brenton	27	96	3.6
ELLINGTON, Bruce	19	69	3.6
LEONARD, Damien	24	67	2.8
SMITH, Eric	28	62	2.2

3-Point FG Made	G	Made	Made/G
RICHARDSON, Brian	28	42	1.5
WILLIAMS, Brenton	27	38	1.4
LEONARD, Damien	24	20	0.8
ELLINGTON, Bruce	19	17	0.9
SMITH, Eric	28	17	0.6

Free Throw Attempts	G	Att	Att/G
CARRERA, Michael	23	96	4.2
WILLIAMS, Brenton	27	79	2.9
JACKSON, Lakeem	28	59	2.1
ELLINGTON, Bruce	19	55	2.9
SLAWSON, RJ	28	54	1.9

Free Throws Made	G	Made	Made/G
CARRERA, Michael	23	71	3.1
WILLIAMS, Brenton	27	64	2.4
SLAWSON, RJ	28	37	1.3
ELLINGTON, Bruce	19	34	1.8
SMITH, Eric	28	31	1.1
KACINAS, Mindaugas	27	31	1.1



2012-13
 South Carolina Category Leaders (as of Mar 01, 2013)
 All games

Rebounds	G	Reb	Reb/G
JACKSON, Lakeem	28	171	6.1
CARRERA, Michael	23	164	7.1
KACINAS, Mindaugas	27	107	4.0
SLAWSON, RJ	28	100	3.6
RICHARDSON, Brian	28	66	2.4

Rebound Average	G	Reb	Avg/G
CARRERA, Michael	23	164	7.1
JACKSON, Lakeem	28	171	6.1
KACINAS, Mindaugas	27	107	4.0
SLAWSON, RJ	28	100	3.6
PAGE, LaShay	9	30	3.3

Offensive Rebounds	G	No.	Avg/G
CARRERA, Michael	23	66	2.9
JACKSON, Lakeem	28	65	2.3
SLAWSON, RJ	28	49	1.8
KACINAS, Mindaugas	27	47	1.7
CHATKEVICIUS, L.	20	24	1.2

Defensive Rebounds	G	No.	Avg/G
JACKSON, Lakeem	28	106	3.8
CARRERA, Michael	23	98	4.3
KACINAS, Mindaugas	27	60	2.2
SLAWSON, RJ	28	51	1.8
RICHARDSON, Brian	28	46	1.6

Fouls	G	No.	Per/G
SLAWSON, RJ	28	96	3.4
CARRERA, Michael	23	75	3.3
JACKSON, Lakeem	28	69	2.5
KACINAS, Mindaugas	27	60	2.2
ELLINGTON, Bruce	19	47	2.5
RICHARDSON, Brian	28	47	1.7

Foulsouts	G	No.
CARRERA, Michael	23	4
SLAWSON, RJ	28	3
JACKSON, Lakeem	28	2
CHATKEVICIUS, L.	20	1
KACINAS, Mindaugas	27	1
WILLIAMS, Brenton	27	1
ELLINGTON, Bruce	19	1

Assists	G	No.	Ast/G
SMITH, Eric	28	85	3.0
JACKSON, Lakeem	28	56	2.0
ELLINGTON, Bruce	19	46	2.4
WILLIAMS, Brenton	27	33	1.2
RICHARDSON, Brian	28	30	1.1

Steals	G	No.	Stl/G
ELLINGTON, Bruce	19	26	1.4
JACKSON, Lakeem	28	22	0.8
WILLIAMS, Brenton	27	21	0.8
SMITH, Eric	28	17	0.6
RICHARDSON, Brian	28	15	0.5
SLAWSON, RJ	28	15	0.5

Blocked Shots	G	No.	Blk/G
JACKSON, Lakeem	28	21	0.8
SLAWSON, RJ	28	18	0.6
KACINAS, Mindaugas	27	15	0.6
CARRERA, Michael	23	14	0.6
RICHARDSON, Brian	28	12	0.4

Minutes	G	No.	Min/G
JACKSON, Lakeem	28	826	29.5
SMITH, Eric	28	781	27.9
ELLINGTON, Bruce	19	619	32.6
RICHARDSON, Brian	28	554	19.8
WILLIAMS, Brenton	27	553	20.5

Turnovers	G	No.	TO/G
SMITH, Eric	28	61	2.2
ELLINGTON, Bruce	19	56	2.9
JACKSON, Lakeem	28	56	2.0
CARRERA, Michael	23	43	1.9
KACINAS, Mindaugas	27	41	1.5



2012-13
South Carolina Team High/Low Analysis (as of Mar 01, 2013)
All games

South Carolina - TEAM GAME HIGHS

POINTS	91	JACKSONVILLE (12/7/12)
	88	RIDER (11/19/12)
	87	MORGAN STATE (11/16/12)
	82	at LSU (01/16/13)
	82	UW-MILWAUKEE (11/11/12)
FIELD GOALS MADE	32	SOUTH CAROLINA STATE (1/5/13)
	32	RIDER (11/19/12)
FIELD GOAL ATTEMPTS	71	SOUTH CAROLINA STATE (1/5/13)
	65	OLE MISS (2/20/13)
	65	at Missouri (1-22-13)
	65	at St. John's (11/29/12)
FIELD GOAL PERCENTAGE	.577 (30-52)	ARKANSAS (1/26/13)
	.564 (22-39)	vs Missouri State (11/24/12)
3 PT FIELD GOALS MADE	13	RIDER (11/19/12)
	10	MISSOURI (2/28/13)
	10	JACKSONVILLE (12/7/12)
3 PT FG ATTEMPTS	27	RIDER (11/19/12)
	26	MISSOURI (2/28/13)
3 PT FG PERCENTAGE	.625 (10-16)	JACKSONVILLE (12/7/12)
	.583 (7-12)	ARKANSAS (1/26/13)
FREE THROWS MADE	28	at LSU (01/16/13)
	26	UW-MILWAUKEE (11/11/12)
FREE THROW ATTEMPTS	37	at LSU (01/16/13)
	31	UW-MILWAUKEE (11/11/12)
FREE THROW PERCENTAGE	.846 (11-13)	GEORGIA (2/2/13)
	.839 (26-31)	UW-MILWAUKEE (11/11/12)
REBOUNDS	45	UW-MILWAUKEE (11/11/12)
	43	at Missouri (1-22-13)
	43	at St. John's (11/29/12)
	43	ELON (11/21/12)
ASSISTS	22	RIDER (11/19/12)
	20	AUBURN (01-12-13)
	20	JACKSONVILLE (12/7/12)
STEALS	9	VANDERBILT (1/19/13)
	9	vs UALR (11/25/12)
BLOCKED SHOTS	8	OLE MISS (2/20/13)
	8	LSU (2/14/13)
	8	APPALACHIAN STATE (12/19/12)
TURNOVERS	25	vs Missouri State (11/24/12)
	24	at Mississippi State (01-09-13)
FOULS	29	at Georgia (02/23/13)
	28	CLEMSON (12/2/12)



2012-13
South Carolina High/Low Analysis (as of Mar 01, 2013)
All games

Opponent - GAME HIGHS

POINTS	90	MISSOURI (2/28/13)
	89	at St. John's (11/29/12)
	77	at Kentucky (02/05/13)
	76	RIDER (11/19/12)
	75	at Florida (1/30/13)
	75	UW-MILWAUKEE (11/11/12)
FIELD GOALS MADE	33	at St. John's (11/29/12)
	32	MISSOURI (2/28/13)
FIELD GOAL ATTEMPTS	68	JACKSONVILLE (12/7/12)
	67	UW-MILWAUKEE (11/11/12)
FIELD GOAL PERCENTAGE	.696 (32-46)	MISSOURI (2/28/13)
	.614 (27-44)	at Kentucky (02/05/13)
3 PT FIELD GOALS MADE	14	UW-MILWAUKEE (11/11/12)
	12	at Florida (1/30/13)
3 PT FG ATTEMPTS	33	UW-MILWAUKEE (11/11/12)
	27	at Missouri (1-22-13)
	27	at LSU (01/16/13)
3 PT FG PERCENTAGE	.667 (6-9)	MISSOURI (2/28/13)
	.625 (5-8)	at Kentucky (02/05/13)
FREE THROWS MADE	28	at Georgia (02/23/13)
	28	at Missouri (1-22-13)
FREE THROW ATTEMPTS	46	at Georgia (02/23/13)
	37	TENNESSEE (2/10/13)
	37	CLEMSON (12/2/12)
FREE THROW PERCENTAGE	.864 (19-22)	APPALACHIAN STATE (12/19/12)
	.813 (13-16)	at LSU (01/16/13)
REBOUNDS	49	LSU (2/14/13)
	47	at Georgia (02/23/13)
ASSISTS	19	MISSOURI (2/28/13)
	19	at St. John's (11/29/12)
STEALS	14	at Mississippi State (01-09-13)
	13	at Florida (1/30/13)
	13	vs Manhattan (12/22/12)
BLOCKED SHOTS	9	OLE MISS (2/20/13)
	9	at Kentucky (02/05/13)
	9	at St. John's (11/29/12)
TURNOVERS	22	at LSU (01/16/13)
	20	MORGAN STATE (11/16/12)
FOULS	26	at LSU (01/16/13)
	25	CLEMSON (12/2/12)



2012-13
South Carolina High/Low Analysis (as of Mar 01, 2013)
All games

South Carolina - GAME LOWS

POINTS	36		at Florida (1/30/13)
	46		LSU (2/14/13)
	51		VANDERBILT (1/19/13)
	53		ELON (11/21/12)
	54		at Mississippi State (01-09-13)
	54		at Georgia (02/23/13)
FIELD GOALS MADE	14		VANDERBILT (1/19/13)
	14		at Florida (1/30/13)
FIELD GOAL ATTEMPTS	39		vs Missouri State (11/24/12)
	45		at Florida (1/30/13)
FIELD GOAL PERCENTAGE	.237	(14-59)	VANDERBILT (1/19/13)
	.281	(18-64)	LSU (2/14/13)
3 PT FIELD GOALS MADE	0		UW-MILWAUKEE (11/11/12)
	2		at LSU (01/16/13)
	2		at Florida (1/30/13)
3 PT FG ATTEMPTS	11		UW-MILWAUKEE (11/11/12)
	12		ARKANSAS (1/26/13)
3 PT FG PERCENTAGE	.000	(0-11)	UW-MILWAUKEE (11/11/12)
	.143	(2-14)	at LSU (01/16/13)
	.143	(2-14)	at Florida (1/30/13)
FREE THROWS MADE	3		OLE MISS (2/20/13)
	6		at Mississippi State (01-09-13)
	6		at Florida (1/30/13)
FREE THROW ATTEMPTS	8		OLE MISS (2/20/13)
	9		at Florida (1/30/13)
FREE THROW PERCENTAGE	.375	(3-8)	OLE MISS (2/20/13)
	.471	(8-17)	ARKANSAS (1/26/13)
REBOUNDS	20		MISSOURI (2/28/13)
	24		at Florida (1/30/13)
ASSISTS	5		at Kentucky (02/05/13)
	7		VANDERBILT (1/19/13)
STEALS	2		vs Missouri State (11/24/12)
	2		at St. John's (11/29/12)
	2		ARKANSAS (1/26/13)
BLOCKED SHOTS	0		at Florida (1/30/13)
	0		at Alabama (2/16/13)
TURNOVERS	7		VANDERBILT (1/19/13)
	7		at Kentucky (02/05/13)
FOULS	13		ARKANSAS (1/26/13)
	14		PRESBYTERIAN (12/29/12)
	14		OLE MISS (2/20/13)



2012-13
South Carolina High/Low Analysis (as of Mar 01, 2013)
All games

Opponent - GAME LOWS

POINTS	54	ARKANSAS (1/26/13)
	56	at Mississippi State (01-09-13)
	57	vs Manhattan (12/22/12)
	58	VANDERBILT (1/19/13)
	60	PRESBYTERIAN (12/29/12)
FIELD GOALS MADE	15	at Georgia (02/23/13)
	16	VANDERBILT (1/19/13)
FIELD GOAL ATTEMPTS	37	VANDERBILT (1/19/13)
	39	CLEMSON (12/2/12)
FIELD GOAL PERCENTAGE	.313 (15-48)	at Georgia (02/23/13)
	.333 (19-57)	at Missouri (1-22-13)
3 PT FIELD GOALS MADE	0	SOUTH CAROLINA STATE (1/5/13)
	0	at Mississippi State (01-09-13)
3 PT FG ATTEMPTS	7	SOUTH CAROLINA STATE (1/5/13)
	8	at Kentucky (02/05/13)
3 PT FG PERCENTAGE	.000 (0-7)	SOUTH CAROLINA STATE (1/5/13)
	.000 (0-10)	at Mississippi State (01-09-13)
FREE THROWS MADE	5	ELON (11/21/12)
	6	OLE MISS (2/20/13)
FREE THROW ATTEMPTS	9	OLE MISS (2/20/13)
	11	ELON (11/21/12)
FREE THROW PERCENTAGE	.438 (7-16)	at Florida (1/30/13)
	.455 (5-11)	ELON (11/21/12)
REBOUNDS	22	MORGAN STATE (11/16/12)
	23	RIDER (11/19/12)
	23	vs Manhattan (12/22/12)
ASSISTS	7	vs Missouri State (11/24/12)
	8	CLEMSON (12/2/12)
	8	at Mississippi State (01-09-13)
STEALS	1	VANDERBILT (1/19/13)
	3	SOUTH CAROLINA STATE (1/5/13)
	3	at Kentucky (02/05/13)
BLOCKED SHOTS	0	vs Missouri State (11/24/12)
	2	RIDER (11/19/12)
	2	VANDERBILT (1/19/13)
	2	at Missouri (1-22-13)
TURNOVERS	7	at St. John's (11/29/12)
	7	JACKSONVILLE (12/7/12)
FOULS	9	at Florida (1/30/13)
	13	RIDER (11/19/12)
	13	OLE MISS (2/20/13)



2012-13
South Carolina Player High/Low Analysis (as of Mar 01, 2013)
All games

South Carolina - I N D I V I D U A L G A M E H I G H S

Points	23		CARRERA, Michael at LSU (01/16/13)
	22		PAGE, LaShay vs Missouri State (11/24/12)
	22		WILLIAMS, Brenton vs Rider (11/19/12)
	20		LEONARD, Damien vs Missouri (2/28/13)
	20		RICHARDSON, Brian vs Arkansas (1/26/13)
	20		RICHARDSON, Brian at Mississippi State (01-09-13)
	20		PAGE, LaShay vs Morgan State (11/16/12)
Field Goals Made	8		RICHARDSON, Brian vs Arkansas (1/26/13)
	8		ELLINGTON, Bruce vs Auburn (01-12-13)
	8		JACKSON, Lakeem vs South Carolina State (1/5/13)
	8		JACKSON, Lakeem vs Appalachian State (12/19/12)
	8		KACINAS, Mindaugas vs Rider (11/19/12)
Field Goal Att.	19		RICHARDSON, Brian at Mississippi State (01-09-13)
	18		PAGE, LaShay vs UW-Milwaukee (11/11/12)
FG Pct (min 5 made)	1.000	(7-7)	WILLIAMS, Brenton vs UALR (11/25/12)
	.875	(7-8)	JACKSON, Lakeem vs Rider (11/19/12)
3-Point FG Made	6		LEONARD, Damien vs Missouri (2/28/13)
	5		LEONARD, Damien vs Auburn (01-12-13)
	5		RICHARDSON, Brian at Mississippi State (01-09-13)
	5		WILLIAMS, Brenton vs Rider (11/19/12)
3-Point FG Att.	11		RICHARDSON, Brian at Mississippi State (01-09-13)
	10		LEONARD, Damien vs Missouri (2/28/13)
3-Pt FG Pct (min 2 made)	1.000	(4-4)	RICHARDSON, Brian vs Jacksonville (12/7/12)
	1.000	(2-2)	ELLINGTON, Bruce vs Arkansas (1/26/13)
	1.000	(2-2)	WILLIAMS, Brenton vs Appalachian State (12/19/12)
	1.000	(2-2)	ELLINGTON, Bruce vs Appalachian State (12/19/12)
Free Throws Made	9		WILLIAMS, Brenton at LSU (01/16/13)
	9		CARRERA, Michael at LSU (01/16/13)
Free Throw Att.	10		CARRERA, Michael at LSU (01/16/13)
	10		WILLIAMS, Brenton at LSU (01/16/13)
	10		ELLINGTON, Bruce vs Jacksonville (12/7/12)
FT Pct (min 3 made)	1.000	(8-8)	WILLIAMS, Brenton vs UW-Milwaukee (11/11/12)
	1.000	(6-6)	PAGE, LaShay vs Morgan State (11/16/12)
	1.000	(5-5)	PAGE, LaShay vs Appalachian State (12/19/12)
	1.000	(5-5)	CARRERA, Michael vs UW-Milwaukee (11/11/12)
	1.000	(4-4)	CHATKEVICIUS, L. at Missouri (1-22-13)
	1.000	(4-4)	CARRERA, Michael vs Auburn (01-12-13)
	1.000	(4-4)	WILLIAMS, Brenton vs Clemson (12/2/12)
	1.000	(3-3)	SMITH, Eric vs Vanderbilt (1/19/13)
	1.000	(3-3)	KACINAS, Mindaugas vs Clemson (12/2/12)
	1.000	(3-3)	PAGE, LaShay vs UALR (11/25/12)
	1.000	(3-3)	WILLIAMS, Brenton vs Rider (11/19/12)
	1.000	(3-3)	RICHARDSON, Brian vs Rider (11/19/12)
	1.000	(3-3)	WILLIAMS, Brenton vs Morgan State (11/16/12)
Rebounds	15		JACKSON, Lakeem vs UALR (11/25/12)
	15		CARRERA, Michael vs UW-Milwaukee (11/11/12)
Assists	9		SMITH, Eric vs Appalachian State (12/19/12)
	7		SMITH, Eric vs South Carolina State (1/5/13)
	7		SMITH, Eric vs Jacksonville (12/7/12)
Steals	4		WILLIAMS, Brenton at Alabama (2/16/13)
	3		SMITH, Eric at Georgia (02/23/13)
	3		JACKSON, Lakeem vs LSU (2/14/13)
	3		CARRERA, Michael vs Georgia (2/2/13)

	3	ELLINGTON, Bruce vs Vanderbilt (1/19/13)
	3	ELLINGTON, Bruce at LSU (01/16/13)
	3	SMITH, Eric vs UALR (11/25/12)
Blocked Shots	4	JACKSON, Lakeem at Mississippi State (01-09-13)
	3	CHATKEVICIUS, L. at Georgia (02/23/13)
	3	CARRERA, Michael vs Ole Miss (2/20/13)
	3	SLAWSON, RJ vs LSU (2/14/13)
	3	SLAWSON, RJ vs Presbyterian (12/29/12)
	3	KACINAS, Mindaugas vs Appalachian State (12/19/12)
	3	CARRERA, Michael vs UW-Milwaukee (11/11/12)
Turnovers	9	ELLINGTON, Bruce at Mississippi State (01-09-13)
	7	ELLINGTON, Bruce at Florida (1/30/13)
	7	SMITH, Eric vs Manhattan (12/22/12)
Fouls	5	JACKSON, Lakeem at Georgia (02/23/13)
	5	CARRERA, Michael at Georgia (02/23/13)
	5	WILLIAMS, Brenton at Georgia (02/23/13)
	5	CHATKEVICIUS, L. at Alabama (2/16/13)
	5	JACKSON, Lakeem at Alabama (2/16/13)
	5	SLAWSON, RJ at Missouri (1-22-13)
	5	CARRERA, Michael at Missouri (1-22-13)
	5	ELLINGTON, Bruce vs Vanderbilt (1/19/13)
	5	CARRERA, Michael vs Auburn (01-12-13)
	5	KACINAS, Mindaugas vs Clemson (12/2/12)
	5	CARRERA, Michael vs Clemson (12/2/12)
	5	SLAWSON, RJ vs UALR (11/25/12)
	5	SLAWSON, RJ vs Morgan State (11/16/12)



2012-13
South Carolina Opponent High/Low Analysis (as of Mar 01, 2013)
All games

OPPONENT INDIVIDUAL GAME HIGHS

Points	30		O'BRYANT,III, Johnny vs LSU (2/14/13)
	28		AARON, Jordan vs UW-Milwaukee (11/11/12)
	26		HARRISON, D'Angelo at St. John's (11/29/12)
	26		Lindsey, Nurideen vs Rider (11/19/12)
	24		Bell, Keion vs Missouri (2/28/13)
	24		HEZEKIAH,Matthew vs South Carolina State (1/5/13)
Field Goals Made	13		O'BRYANT,III, Johnny vs LSU (2/14/13)
	12		HEZEKIAH,Matthew vs South Carolina State (1/5/13)
Field Goal Att.	24		AARON, Jordan vs UW-Milwaukee (11/11/12)
	19		O'BRYANT,III, Johnny vs LSU (2/14/13)
FG Pct (min 5 made)	1.000	(6-6)	Oriakhi, Alex vs Missouri (2/28/13)
	1.000	(6-6)	Harrow, Ryan at Kentucky (02/05/13)
	1.000	(6-6)	Greene Jr, Brian vs Auburn (01-12-13)
3-Point FG Made	7		AARON, Jordan vs UW-Milwaukee (11/11/12)
	6		Richards, Shane vs Manhattan (12/22/12)
3-Point FG Att.	14		AARON, Jordan vs UW-Milwaukee (11/11/12)
	11		Henderson,Marshall vs Ole Miss (2/20/13)
	11		HICKEY, Anthony at LSU (01/16/13)
	11		Richards, Shane vs Manhattan (12/22/12)
3-Pt FG Pct (min 2 made)	1.000	(2-2)	Ross, Earnest vs Missouri (2/28/13)
	1.000	(2-2)	Murphy, Erik at Florida (1/30/13)
	1.000	(2-2)	FULLER, Kyle vs Vanderbilt (1/19/13)
	1.000	(2-2)	Greene Jr, Brian vs Auburn (01-12-13)
	1.000	(2-2)	GREENE IV, Phil at St. John's (11/29/12)
	1.000	(2-2)	HAARSMA, James vs UW-Milwaukee (11/11/12)
Free Throws Made	10		Oriakhi, Alex at Missouri (1-22-13)
	9		Hall, Rod vs Clemson (12/2/12)
Free Throw Att.	13		Mann, Charles at Georgia (02/23/13)
	13		Caldwell-Pope, Ken. at Georgia (02/23/13)
	13		Stokes,Jarnell vs Tennessee (2/10/13)
FT Pct (min 3 made)	1.000	(10-10)	Oriakhi, Alex at Missouri (1-22-13)
	1.000	(8-8)	ADAMS,Adama vs South Carolina State (1/5/13)
	1.000	(7-7)	HUBBARD,Anthony vs Morgan State (11/16/12)
	1.000	(6-6)	Oriakhi, Alex vs Missouri (2/28/13)
	1.000	(6-6)	CANTY, Jay vs Appalachian State (12/19/12)
	1.000	(4-4)	Djurisic, Nemanja at Georgia (02/23/13)
	1.000	(4-4)	McRae,Jordan vs Tennessee (2/10/13)
	1.000	(4-4)	CARMOUCHE, Charles at LSU (01/16/13)
	1.000	(4-4)	FLEMING, Kordario vs Jacksonville (12/7/12)
	1.000	(4-4)	Marcus Marshall vs Missouri State (11/24/12)
	1.000	(3-3)	Lacey, Trevor at Alabama (2/16/13)
	1.000	(3-3)	Poythress, Alex at Kentucky (02/05/13)
	1.000	(3-3)	Mays, Julius at Kentucky (02/05/13)
	1.000	(3-3)	TRICE, Jamaal vs Appalachian State (12/19/12)
	1.000	(3-3)	BASKIN, Tevin vs Appalachian State (12/19/12)
	1.000	(3-3)	HAYWOOD, Jarvis vs Jacksonville (12/7/12)
	1.000	(3-3)	Neighbour, Will vs UALR (11/25/12)
Rebounds	14		HEZEKIAH,Matthew vs South Carolina State (1/5/13)
	13		Holloway,Murphy vs Ole Miss (2/20/13)
	13		POWELL, Marshawn vs Arkansas (1/26/13)
Assists	9		Pressey, Phil vs Missouri (2/28/13)
	8		CARMOUCHE, Charles vs LSU (2/14/13)
Steals	5		Fred Thomas at Mississippi State (01-09-13)

	5	JACKSON,DeWayne vs Morgan State (11/16/12)
Blocked Shots	5	Noel, Nerlens at Kentucky (02/05/13)
	5	McDaniels, K.J. vs Clemson (12/2/12)
Turnovers	8	JACKSON,DeWayne vs Morgan State (11/16/12)
	7	Craig Sword at Mississippi State (01-09-13)
Fouls	5	Buckner,Reginald vs Ole Miss (2/20/13)
	5	Chievous,Quinton vs Tennessee (2/10/13)
	5	Oriakhi, Alex at Missouri (1-22-13)
	5	O'BRYANT,III, Johnny at LSU (01/16/13)
	5	Johnson,Noel vs Auburn (01-12-13)
	5	DOWNING, Jordan vs Presbyterian (12/29/12)
	5	Brown, Rhamel vs Manhattan (12/22/12)
	5	BASKIN, Tevin vs Appalachian State (12/19/12)
	5	Harrison, Damarcus vs Clemson (12/2/12)
	5	WINTERS, Ryan vs Elon (11/21/12)
	5	HUBBARD,Anthony vs Morgan State (11/16/12)
	5	AARON, Jordan vs UW-Milwaukee (11/11/12)