



SOUTH CAROLINA BASKETBALL

MBB CONTACT: EMILY MILES // EFEENEY@MAILBOX.SC.EDU // 803-777-7743 // @EMILYFEENEYSID

2015-16 SCHEDULE

OVERALL: 2-0 | SEC: 0-0

NOVEMBER

8	Allen +	W, 71-43
14	Norfolk State %	W, 84-69
16	Oral Roberts	W, 84-66
20	vs. DePaul!	6 p.m./CBSSN
21/22	vs. Hofstra/Florida State!	TBD/TBD
23	vs. TBD!	TBD/TBD
27	Lipscomb	2 p.m./SECN+
30	Western Carolina	7 p.m./SECN

DECEMBER

5	USF	4 p.m./ SECN
15	Drexel	7 p.m./SECN+
18	at Clemson ^	7 p.m./ESPN3
22	vs. St. John's &	9 p.m./CBSSN
30	Francis Marion	7 p.m./SECN+

JANUARY

2	Memphis	6 p.m./ESPNU
5	at Auburn*	7 p.m./ SECN
9	Vanderbilt*	3 p.m./ESPNU
13	at Alabama*	9 p.m./ SECN
16	Missouri*	1 p.m./ SECN
19	at Ole Miss*	7 p.m./ SECN
23	at Tennessee*	Noon/ SECN
26	Mississippi State*	7 p.m./ SECN
30	Alabama*	6 p.m./ SECN

FEBRUARY

2	at Georgia*	7 p.m./ESPN/U/SECN
6	at Texas A&M*	4 p.m./ESPNU
10	LSU*	7 p.m./ESPN2
13	Kentucky*	Noon/ESPN/2
16	at Missouri*	7 p.m./ SECN
20	Florida*	Noon/ SECN
24	Tennessee*	9 p.m./ SECN
27	at Mississippi State*	2:30/ SECN

MARCH

3	Georgia*	7 p.m./ESPN/2
5	at Arkansas*	5 p.m./SECN
9-13	SEC Tournament (Nashville)	TBD

All home games in **bold** | All times listed Eastern
 * indicates SEC contest | + indicates exhibition |
SECN+ - SEC Network + | **SECN** - SEC Network
CBSSN - CBS Sports Network | % - Paradise Jam
 (Columbia, S.C.) | ! - Paradise Jam (St. Thomas,
 USVI) | & - Hall of Fame Shootout (Uncasville,
 Conn.) | ^ - game played at Bon Secours Arena



SOCIAL HUB

@GAMECOCKMBB // #GAMECOCKS
 FACEBOOK.COM/GAMECOCKMBB

SOUTH CAROLINA (2-0) VS. DEPAUL (1-1)

FRI., NOV. 20 • UVI SPORTS & FITNESS CENTER (4,000) • ST. THOMAS, USVI • 6 P.M. ET



GAMECOCKS



BLUE DEMONS

VS.

Head Coach: Frank Martin (FIU, '93)
Record At Carolina: 47-54 (4th season)
Career Record: 164-108 (9th season)
Record vs. DePaul: 0-0

Top scorer: Chatkevicius (20.0)
Top rebounder: Kacinas (8.5)
Top assist maker: Thornwell (4.5)
Media Relations: Emily Miles
Twitter: @GamecockMBB

Head Coach: Dave Leitao
 (Northeastern, '83)
Record At DePaul: 58-35 (4th season)
Career Record: 143-130 (10th season)

Record vs. S. Carolina: 0-0
Top scorer: Henry (16.5)
Top rebounder: Hamilton (8.0)
Top assist maker: Garrett (3.0)
Media Relations: Greg Greenwell
Twitter: @DePaulHoops

GAME 3

Broadcast: CBS Sports Network
Play-By-Play: Danny Lee
Analyst: Kevin Lehman
Sideline: Monyka Johnigan

Radio: Gamecock Radio Network
Play-By-Play: Andy Demetra
Analyst: Casey Manning
Sirius: 81; **XM:** 81

Watch: CBS Sports Network
Live Stream: ParadiseJam.com
Live Stats: GamecocksOnline.com
Tickets: ParadiseJam.com

Series: DePaul leads 4-2
Last Meeting: DePaul win, 58-46,
 Nov. 27, 1999, in Chicago
Neutral Series: 0-0

PROBABLE STARTERS

SOUTH CAROLINA	HT.	WT.	YR.	HOMETOWN	PPG	RPG	MPG
G - #15 PJ Dozier	6-6	200	Fr.	Columbia, S.C.	3.5	3.0	16.5
G - #0 Sindarius Thornwell	6-5	215	Jr.	Lancaster, S.C.	12.5	3.5	31.5
F - #25 Mindaugas Kacinas	6-7	229	Sr.	Klaipeda, Lithuania	10.0	8.5	30.5
F - #24 Michael Carrera	6-5	214	Sr.	Anzoátegui, Venezuela	6.0	6.0	20.5
F - #14 Laimonas Chatkevicius	6-11	245	Sr.	Klaipeda, Lithuania	20.0	5.0	23.0

DEPAUL	HT.	WT.	YR.	HOMETOWN	PPG	RPG	MPG
G - #5 Billy Garrett Jr.	6-6	210	Jr.	Chicago, Ill.	16.0	4.5	29.0
G - #23 Erten Gazi	6-4	200	Fr.	Guzelyurt, North Cyprus	0.0	0.5	25.5
F - #3 Rashaun Stimage	6-9	229	Sr.	Chicago, Ill.	4.0	5.5	19.5
F - #4 Myke Henry	6-6	238	Sr.	Chicago, Ill.	16.5	6.0	30.5
C - #2 Tommy Hamilton IV	6-11	262	Jr.	Chicago, Ill.	9.0	8.0	34.5

TODAY'S GAME

South Carolina begins action at the 2015 U.S. Virgin Islands Paradise Jam on Friday, facing DePaul from The Big East Conference. The meeting is the seventh all-time between the two schools, and the first since the 1999-2000 season. South Carolina will be playing in the Paradise Jam for the first time this weekend.

GAME STORYLINES
















- South Carolina is in its 108th season of varsity basketball in 2015-16.
- Carolina is led by fourth-year head coach Frank Martin. Alongside him are associate head coach Matt Figger, assistant coaches Perry Clark and Lamont Evans and director of men's hoops operations, Andy Assaley.
- Beginning with the Norfolk State contest, the Gamecocks will play a stretch of five games in 10 days - NSU, Oral Roberts and then three games at the Paradise Jam beginning on Friday vs. the Blue Demons.
- The Gamecocks held a 33-30 halftime lead against Oral Roberts on Monday, but 19 second-half points from senior forward Laimonas Chatkevicius fueled a 51-36 Gamecock advantage in the second stanza, which resulted in an 84-66 victory for the home team. Chatkevicius finished with a career high 27, while fellow senior Mindaugas Kacinas notched his fourth-career double-double with 12 points and a game high 13 rebounds.
- The Gamecocks committed just six turnovers vs. the Golden Eagles, tied for the fewest during Frank Martin's time as head coach at Carolina.
- South Carolina is 7-3 during Martin's tenure in destination tournaments, posting a 4-0 mark at the Hoops For Hope Classic





SOUTH CAROLINA GAMECOCKS

OVERALL: 2-0; SEC: 0-0; HOME: 2-0; AWAY: 0-0; NEUTRAL: 0-0

0		SINDARIUS THORNWELL - Jr. - G - 6-5 - 215 - Lancaster, S.C. MIN PTS RBS AST FG% 3FG% FT% 31.5 12.5 3.5 4.5 25.0 28.6 73.3	- Scored a game high 17 points in exhibition matchup vs. Allen - 14 points, four rebounds, three steals in opener vs. Norfolk State - Dished a game high seven assists against zero turnovers in win vs. Oral Roberts - Added 11 points and collected three rebounds vs. Golden Eagles
1		MARCUS STROMAN - So. - G - 6-2 - 185 - Columbia, S.C. MIN PTS RBS AST FG% 3FG% FT% 19.5 2.5 2.0 1.5 25.0 50.0 50.0	- Top returning assist maker after averaging 3.1 helpers per game last season - Ranked fourth in the SEC among freshmen last season with 3.1 assists per game - Dished five assists in exhibition contest vs. Allen - An assist and a rebound vs. Oral Roberts
2		RAYMOND DOBY - Fr. - F - 6-6 - 233 - Cahokia, Ill. MIN PTS RBS AST FG% 3FG% FT% 1.0 0.0 0.0 0.0 0.0 0.0 0.0	- A three-star prospect according to ESPN.com and 247sports.com - Played his senior season at Montrose Christian School and spent a post-grad year at St. John's Northwestern Military Academy in Wisconsin - Collected a rebound and an assist in exhibition vs. Allen
4		JAMALL GREGORY - Fr. - G - 6-2 - 202 - Washington, D.C. MIN PTS RBS AST FG% 3FG% FT% 1.0 0.0 1.0 0.0 0.0 0.0 0.0	- An extremely athletic and explosive athlete - Spent a post-grad year at Elev8 Institute, helping his squad to the National Prep Championship Tournament - Collected a rebound, three assists and a steal in exhibition vs. Allen
5		TEMARCUS BLANTON - R-Fr. - G - 6-5 - 2015 - Locust Grove, Ga. MIN PTS RBS AST FG% 3FG% FT% 1.0 0.0 0.0 0.5 0.0 0.0 0.0	- Suffered a hip injury that required surgery during the 2014-15 preseason and missed the entire campaign - Cleared to return to all basketball activities at the start of the 2015-16 preseason - Scored seven points in just six minutes on the floor in exhibition vs. Allen
10		DUANE NOTICE - Jr. - G - 6-2 - 218 - Woodbridge, Ontario MIN PTS RBS AST FG% 3FG% FT% 23.5 16.0 3.5 1.5 43.5 53.8 1.000	- Top returning scorer after posting 11.7 points per game last season - 14 points, hit three 3s, also three assists in opener vs. Norfolk State - 18 points, four rebounds and two steals in win vs. Oral Roberts - Enters Paradise Jam averaging 43.5% from the field, 53.8% from 3-point
14		LAIMONAS CHATKEVICIUS - Sr. - F - 6-11 - 245 - Klaipeda, Lithuania MIN PTS RBS BLK FG% 3FG% FT% 23.0 20.0 5.0 1.0 63.6 50.0 71.4	- Scored 12 points, pulled down 13 rebounds for the double-double in exhib. vs. Allen - 13 points, four rebounds and a block in season opener vs. Norfolk State - Set career high with first-career 20-point outing, posting 27 points on 9-of-14 from the field and 7-of-11 from free throw line in win vs. Oral Roberts
15		PJ DOZIER - Fr. - G - 6-6 - 200 - Columbia, S.C. MIN PTS RBS AST FG% 3FG% FT% 16.5 3.5 3.0 2.5 30.0 33.3 0.0	- Noted as one of the top points guards in the country for his class - 2015 McDonald's High School All-American - Earned start in opener vs. Norfolk State, seven points and three assists - Two assists, two blocks and one steal vs. Oral Roberts
20		JUSTIN MCKIE - Jr. - G - 6-4 - 197 - Columbia, S.C. MIN PTS RBS AST FG% 3FG% FT% 7.5 2.5 1.5 0.0 12.5 20.0 1.000	- Saw action in 25 contests last season, averaging 3.2 points and 1.8 rebounds per contest - Set career high with 12 points in win vs. Marshall last season - Three points and three assists in exhibition vs. Allen
21		JOHN RAGIN - Fr. - G - 6-2 - 177 - Eastover, S.C. MIN PTS RBS AST FG% 3FG% FT% - - - - - - -	- Averaged 13 points during senior season at Cardinal Newman High School - Earned all-state, all-region and all-conference honors during prep career
23		ERIC COBB - Fr. - F - 6-9 - 296 - Jacksonville, Fla. MIN PTS RBS BLK FG% 3FG% FT% 10.0 4.0 2.0 0.0 1.000 0.0 0.0	- Noted as a true post player who has the ability to play with his back to the basket - Ranked as the 21st power forward in the country according to ESPN.com - Starred in exhibition vs. Allen with game best 14 rebounds and 8 points in 23 min. - Limited action vs. Norfolk State/but returned with six points, three rebounds vs. ORU
24		MICHAEL CARRERA - Sr. - F - 6-5 - 214 - Anzoátegui, Venezuela MIN PTS RBS BLK FG% 3FG% FT% 20.5 6.0 6.0 0.5 30.8 25.0 75.0	- Carolina's top returning rebounder after leading the team with 5.7 per game last season - Five points and three rebounds in exhibition vs. Allen - Four points and six rebounds in opener vs. Norfolk State - Eight points and six rebounds in win vs. ORU
25		MINDAUGAS KACINAS - Sr. - F - 6-7 - 229 - Klaipeda, Lithuania MIN PTS RBS AST FG% 3FG% FT% 30.5 10.0 8.5 0.5 35.3 20.0 87.5	- Posted eight points and four rebounds in opener vs. Norfolk State - Incredibly strong on the glass vs. Oral Roberts, pulling down 13 rebounds, including six offensive boards. Also added 12 points for fourth-career double-double - 13 rebounds vs. ORU was just one shy of matching career high
30		CHRIS SILVA - Fr. - F - 6-9 - 220 - Libreville, Gabon MIN PTS RBS BLK FG% 3FG% FT% 15.0 7.0 6.0 1.0 42.9 0.0 57.1	- Noted as an explosive athlete and a good shot blocker and rebounder - Native of Gabon, but played high school basketball at Roselle Catholic in N.J. - Earned the start in exhibition vs. Allen, scored seven points and had 10 rebounds - 12 points and a game high 9 rebounds, with two blocks in opener vs. Norfolk St.
31		JARRELL HOLLIMAN - R-So. - F - 6-7 - 200 - Alpharetta, Ga. MIN PTS RBS AST FG% 3FG% FT% 1.0 0.0 0.0 0.0 0.0 0.0 0.0	- Played one year at Elmhurst College - Also ran track and field during high school career - A music major who one day would like to play in a symphony

INTERVIEW POLICIES

All interview requests must be made in advance to SID Emily Miles in the South Carolina Media Relations Office. Beginning with the start of practice in October, Miles will release a weekly coach and student-athlete availability schedule to media on Mondays.

Post-Game Interview Policy: After each home game, the visiting coach will address the media first, followed by South Carolina student-athletes then South Carolina head coach Frank Martin. (Depending on deadline, this may be altered on a game-by-game basis).

Road Interview Policy: Interviews with Coach Martin and Gamecock student-athletes while on the road will be scheduled according to the home post-game media procedure.

All interviews are to be coordinated through the Media Relations Office. This allows the staff to arrange the interview when it best suits the student-athlete's and the reporter's schedules. Please contact the Media Relations Office in advance to make your interview requests. Media are not permitted to contact student-athletes on their own at any time.

All interviews will take place at the designated media interview site for that day as listed in the weekly availability schedule or in the Media Relations Office.

Dormitory, apartment and cell phone numbers for student-athletes will not be provided to the media. Should you need to conduct a telephone interview with a student-athlete, a call will be placed to you from the student-athlete at a mutually agreeable time.

SOUTH CAROLINA MEDIA RELATIONS

Emily Miles, primary contact

Associate Director

cell: 803-727-3284

e-mail: efeeny@mailbox.sc.edu

Twitter: @EmilyFeenySID

Website: www.GamecocksOnline.com

Facebook: www.Facebook.com/GamecockMBB

Twitter: @GamecockMBB

Instagram: @GamecockMBB

STAT COMPARISON

	SC	DePaul	NCAA Rank
Record	2-0	1-1	1/142
Conference Record	-	-	-
Current Streak	W2	L1	-
Scoring Avg.	84.0	65.5	85/276
Opponent Scoring Avg.	67.5	65.5	122/103
Scoring Margin	+16.5	-	98/214
Field Goal %	.394	.414	269/228
Opponent Field Goal %	.383	.389	112/126
3-Point Field Goal %	.372	.154	102/336
Opponent 3-Point Field Goal %	.357	.327	245/192
3-Point Field Goal Made PG	8.0	2.0	106/336
3-Point Field Goal Attempts PG	21.5	13.0	141/290%
Free Throw %	.696	.750	137/48
Opponent Free Throw %	.826	.721	-
Rebounding Avg.	45.0	36.5	56/213
Opponent Rebounding Avg.	31.5	31.5	-
Rebounding Margin	+13.5	+5.0	33/125
Turnovers Avg.	9.5	11.5	33/88
Opponent Turnover Avg.	15.5	12.0	-
Assists Avg.	14.5	7.0	128/333
Blocks Avg.	4.0	4.0	131/131
Steals Avg.	7.0	3.5	132/315

% indicates total attempts

NCAA stats as of Nov. 18

BY THE NUMBERS

12/13

Senior forward Mindaugas Kacinas posted his fourth-career double-double with 12 points and 13 rebounds vs. Oral Roberts. He saw 33 minutes of action vs. the Golden Eagles.

21-21

Junior guard Duane Notice was a perfect 16-of-16 from the free throw line in the final five games of last season and is 5-of-5 from the stripe this season.

6

Freshman forward Eric Cobb played an efficient 12 minutes of action vs. ORU. He was 3-of-3 from the floor for six points, also collecting three rebounds, including two offensive boards.

58

In a 58 second stretch in the second half vs. ORU, Notice hit a 3, posted a jumper and hit two from the free throw line, taking the Gamecock lead from eight to 13 points.

A SOUTH CAROLINA WIN WOULD ...

- Be the second for Carolina in the Paradise Jam after a home win vs. Norfolk State
- Improve Carolina's record to 8-3 at destination tournaments under the direction of Frank Martin
- Be the first Carolina win vs. a current member of the Big East since defeating Georgetown, 69-66, in the Postseason NIT on March 24, 2005

in Puerto Vallarta, Mexico in 2012, a 2-1 mark at the 2013 Hawaiian Airlines Diamond Head Classic and a 1-2 record at the 2014 Charleston Classic.

- The Gamecocks return at least 72 percent of their stats in all major categories, including returning five of their top six scorers, with junior guard Duane Notice's 11.7 points per outing in 2014-15 leading the pack.

- Four seniors don the Garnet and Black this season in Michael Carrera, Laimonas Chatkevicius, Mindaugas Kacinas and Brian Steele. Due to recurring knee issues, Steele will serve as a student assistant coach this season.

- South Carolina earned an 84-69 victory over Norfolk State in its season opener on Nov. 14. Four Gamecocks scored in double figures, led by junior guards Sindarius Thornwell and Duane Notice with 14 apiece. Senior forward Laimonas Chatkevicius added 13 points and freshman forward Chris Silva posted 12 with a game high nine rebounds.

- South Carolina held the Spartans to just 33.9% from the field on Nov. 14, that marks the 19th opponent in the previous 34 games that Carolina held below 40% from the field.

- Freshman guard TeMarcus Blanton saw limited action in the opener vs. Norfolk State, but it marked his return from a severe hip injury suffered during the 2014-15 preseason.

- Carolina returns eight letterwinners, including four starters from last season's squad.

- Seven newcomers join those eight returning letterwinners, including freshmen guards PJ Dozier, Jamall Gregory and John Ragin, rookie forwards, Raymond Doby, Chris Silva and Eric Cobb and R-sophomore transfer Jarrell Holliman.

- PJ Dozier was named to the 2015 McDonald's All-American squad, earning the start in the contest. Dozier is the fourth McDonald's All-American in Gamecock history, the others include PJ's uncle, Terry Dozier, South Carolina's all-time leading scorer BJ McKie and Rolando Howell.

SCOUTING DEPAUL

The Blue Demons enter tournament play with a 1-1 record this season, with a 69-63 win vs. Western Michigan and most recently a 68-62 loss at Penn State. Two average double figures for DePaul in senior forward Myke Henry (16.5) and junior guard Billy Garrett (16.0). Junior center Tommy Hamilton pulls down a team best 8.0 boards per game. DePaul is hitting just 15% from 3-point range, averaging just two makes per game, but the team averages 4.0 blocks per game led by Rashaun Stimage's 1.5 per outing. Henry led three in double figures with 17 points and nine rebounds in 28 minutes at PSU and Garrett was a perfect 8-of-8 from the free throw line vs. the Nittany Lions. Head coach Dave Leitao is in his second stint with the program. He served as the head coach from 2002-05.

CHATKEVICIUS' CAREER NIGHT

Senior forward Laimonas Chatkevicius was the star of Carolina's 84-66 win vs. Oral Roberts on Monday, posting his first-career 20-point effort en route to a career best 27 points. He hit career marks with nine made field goals on 14 attempts, while also pulling down six rebounds. Chatkevicius has steadily improved his numbers during his time in the Garnet and Black. He averaged 4.4 and 4.8 points, respectively, as a freshman and sophomore, before nearly doubling that mark with 8.6 points and 5.2 rebounds per game last season. Entering the Paradise Jam, he leads the team with 20.0 points per game, while also pulling down 5.0 rebounds per outing.

BY THE NUMBERS

13 - Senior forward Mindaugas Kacinas collected 13 rebounds in the matchup vs. Oral Roberts. It was just one shy of matching his career high, which he set in the 2013-14 opener vs. Longwood. In each of his four seasons in the Garnet and Black, Kacinas has had a double-figure rebounding game in either the first or second game of the season.

6 - The Gamecocks committed just six turnovers in the contest vs. Oral Roberts. Since committing 26 turnovers in the exhibition - the Game-

ASSOCIATED PRESS TOP 25

Nov. 16, 2015

Rk.	Team	Record	Pts.
1	North Carolina (37)	2-0	1,571
2	Kentucky (8)	2-0	1,520
3	Maryland (14)	1-0	1,496
4	Kansas (5)	1-0	1,415
5	Duke	2-0	1,348
6	Virginia (1)	1-0	1,341
7	Iowa State	1-0	1,189
8	Oklahoma	0-0	1,095
9	Wichita St	1-0	1,043
10	Gonzaga	0-0	1,040
11	Villanova	1-0	1,013
12	Arizona	1-0	973
13	Michigan State	1-0	837
14	Indiana	1-0	763
15	California	1-0	761
16	Utah	1-0	514
17	Vanderbilt	1-0	462
18	Notre Dame	1-0	414
19	Connecticut	1-0	373
20	Baylor	1-0	368
21	Purdue	2-0	291
22	Butler	1-0	284
23	LSU	1-0	283
24	Michigan	1-0	141
25	Oregon	1-0	121

Others receiving votes: SMU 105, Texas A&M 83, West Virginia 78, Cincinnati 72, Louisville 39, Miami (FL) 37, Wisconsin 25, Providence 14, Dayton 12, Florida State 10, Xavier 10, Valparaiso 8, Iowa 8, Texas 6, Rhode Island 5, BYU 4, Western Illinois 4, Oklahoma State 2, Old Dominion 2, UC Irvine 2, Colorado State 1, Yale 1, Washington 1

Dropped from rankings: Wisconsin 17

USA TODAY TOP 25

Preseason

Rk.	Team	Record	Pts.
1	North Carolina (16)	2-0	762
2	Kentucky (8)	2-0	759
3	Maryland (3)	1-0	724
4	Duke (3)	2-0	709
5	Kansas (2)	1-0	680
6	Virginia	1-0	649
7	Iowa State	1-0	563
8	Oklahoma	0-0	523
8	Villanova	1-0	523
10	Arizona	1-0	494
11	Wichita St	1-0	465
12	Gonzaga	0-0	462
13	Michigan State	1-0	413
14	California	1-0	365
15	Indiana	1-0	314
16	Utah	1-0	253
17	Vanderbilt	1-0	223
18	Notre Dame	1-0	217
19	LSU	1-0	208
20	Butler	1-0	183
21	Baylor	1-0	177
22	West Virginia	1-0	136
23	Purdue	2-0	135
24	Connecticut	1-0	132
25	Michigan	1-0	105

Others receiving votes: Cincinnati 45, Oregon 42, Louisville 34, Texas A&M 34, Florida State 18, Wisconsin 13, NC State 8, Xavier 7, Dayton 6, Providence 4, Belmont 4, Davidson 3, Miami (FL) 2, San Diego State 2, Georgetown 1, New Mexico 1, Old Dominion 1, Washington 1

Dropped from rankings: Wisconsin 17



SOUTHEASTERN CONFERENCE STANDINGS

As of Nov. 18

Team	Conference	Overall
Arkansas	0-0	1-0
Florida	0-0	2-0
Kentucky	0-0	3-0
LSU	0-0	2-0
Ole Miss	0-0	2-0
South Carolina	0-0	2-0
Texas A&M	0-0	2-0
Vanderbilt	0-0	2-0
Missouri	0-0	2-1
Alabama	0-0	1-1
Auburn	0-0	1-1
Mississippi State	0-0	1-1
Tennessee	0-0	1-1
Georgia	0-0	0-1

COACHES TELECONFERENCE

The weekly SEC men's basketball coaches teleconference will begin Monday, Jan. 4 and continue through March 7. Media representatives wishing to participate in the teleconference should contact the SEC Communications Department for further details. Each coach will appear on the teleconference for seven minutes, according to the following schedule:

ORDER OF APPEARANCE

(All Times Eastern)

11:00 a.m.	Kevin Stallings, Vanderbilt
11:07 a.m.	Mike White, Florida
11:14 a.m.	Frank Martin, South Carolina
11:21 a.m.	Mark Fox, Georgia
11:28 a.m.	Johnny Jones, LSU
11:35 a.m.	John Calipari, Kentucky
11:42 a.m.	Rick Barnes, Tennessee
11:49 a.m.	Mike Anderson, Arkansas
11:56 a.m.	Avery Johnson, Alabama
12:03 a.m.	Bruce Pearl, Auburn
12:10 a.m.	Andy Kennedy, Ole Miss
12:17 a.m.	Ben Howland, Miss. State
12:24 a.m.	Kim Anderson, Missouri
12:31 a.m.	Billy Kennedy, Texas A&M

In addition, the SEC men's basketball teams who make it to postseason will be on a teleconference on Monday, March 14 beginning at 10:00 a.m. CT.

All SEC basketball teleconferences can be listened to on the internet at www.secdigitalnetwork.com shortly after the conclusion of the teleconference.

CAROLINA BENCH PRODUCTION

GAME	SC-OPP	DIFF.	SC HIGH
			BENCH SCORER
Norfolk State	38-36	+2	Notice, 14
Oral Roberts	26-8	+18	Notice, 18
vs. DePaul			
vs. TBD			
vs. TBD			
Lipscomb			
Western Carolina			
USF			
Drexel			
at Clemson			
vs. St. John's			
Francis Marion			
Memphis			
at Auburn			
Vanderbilt			
at Alabama			
Missouri			
at Ole Miss			
at Tennessee			
Mississippi State			
Alabama			
at Georgia			
at Texas A&M			
LSU			
Kentucky			
at Missouri			
Florida			
Tennessee			
at Mississippi State			
Georgia			
at Arkansas			

SPECIALTY STATS

(PP) points in paint; (OT) points off turnovers; (2nd) second chance points; (FB) fast break points

(South Carolina-Opponent)

GAME	PP	OT	2ND	FB
Norfolk State	24-14	19-13	21-13	10-4
Oral Roberts	42-20	12-5	25-6	7-2
vs. DePaul				
vs. TBD				
vs. TBD				
Lipscomb				
Western Carolina				
USF				
Drexel				
at Clemson				
vs. St. John's				
Francis Marion				
Memphis				
at Auburn				
Vanderbilt				
at Alabama				
Missouri				
at Ole Miss				
at Tennessee				
Mississippi State				
Alabama				
at Georgia				
at Texas A&M				
LSU				
Kentucky				
at Missouri				
Florida				
Tennessee				
at Mississippi State				
Georgia				
at ArkansasSEC Tourney				
NCAA Tourney				
SC Total	66	31	46	17
SC Average	33.0	15.5	23.0	8.5
Opp Total	34	18	19	6
Opp Average	17.0	9.0	9.5	3.0

UNIVERSITY INFORMATION

Location..... Columbia, S.C.
Founded..... 1801
Enrollment..... 32,972
Nickname..... Gamecocks
Colors Garnet (PMS 202) and Black
National Affiliation NCAA Division I
Conference..... Southeastern (SEC)
Athletics Web Address..... www.GamecocksOnline.com
University Web Address..... www.sc.edu
President Dr. Harris Pastides
NCAA Representative Dr. Valinda Littlefield
Athletics Director..... Ray Tanner
Basketball Administrator/Chief Operating Officer..... Kevin O'Connell

BASKETBALL STAFF/INFORMATION

Head Coach Frank Martin
Alma Mater Florida International, '93
Record At South Carolina/Seasons 47-54 (.465), 4th season
Overall Record/Seasons 164-108 (.602), 9th season
Assoc. Head Coach/Recruiting Coord. Matt Figger (Eastern Kentucky, '95)
Assistant Coach Perry Clark (Gettysburg, '74)
Assistant Coach Lamont Evans (Kansas State, '09)
Director of Basketball Operations Andy Assaley (Cincinnati, '96)
Strength & Conditioning Coach..... Scott Greenawalt (Muskingum College, '98)
Athletic Trainer Mark Rodger (Buffalo, '01)
Video Coordinator Patrick Schulte (Kansas State, '13)
Student-Athlete Development Doug Edwards (Florida State, '07)
Associate Media Relations Director..... Emily Miles (Feeney) (Ball State, '03)
Home Arena..... Colonial Life Arena
Capacity 18,000
Arena General Manager..... Lexi Boone
Press Row Phone Number..... 803-777-6182

BASKETBALL HISTORY

First Year of Basketball..... 1908
All-Time Record..... 1344-1203-1 (.527)
Overall Postseason Record..... 25-18
NCAA Tournament Appearances 8 (1971, 1972, 1973, 1974, 1989, 1997, 1998, 2004)
NCAA Tournament Record..... 4-9
Last NCAA Tournament Appearance 2004, L vs. Memphis, 59-43
NIT Appearances 11 (1969, 1975, 1978, 1983, 1991, 1996, 2001, 2002, 2005, 2006, 2009)
NIT Record 21-9
Last NIT Appearance 2009, L vs. Davidson, 70-63
Conference Championships/Titles.....
SoCon Regular Season (1927, 1933, 1934, 1945); SoCon Tournament Champion (1933); ACC Regular Season (1970); ACC Champion (1971); SEC Regular Season (1997); SEC East Division Co-Champions (2009)

TEAM INFORMATION

2014-15 Record 17-16
Southeastern Conference Record/Finish 6-12/t-11th
SEC Tournament Record 2-1
Postseason N/A
Letterwinners Returning/Lost..... 8/4
Starters Returning/Lost 4/1
**based on final game starters from 2014-15 season*
Newcomers 7
Roster Breakdown 4 seniors, 3 juniors, 2 sophomores, 7 freshmen

cocks cut that in half vs. Norfolk State in the opener with just 13, and most recently just six vs. Oral Roberts.

19.0 - The Gamecocks have pulled down 19 offensive rebounds in both of their contests this season. That mark leads the SEC.

7 - Junior guard Sindarius Thornwell dished a team high seven assists vs. ORU. Thornwell did that without committing a single turnover in the matchup. He ranks tied for fourth in the SEC with an assist to turnover ratio of 3.0.

4 - Junior guard Duane Notice has been solid from 3-point range early on, connecting for three against Norfolk State and four against Oral Roberts. He paces the team hitting 53.8% from range this season, which ranks fifth in the SEC.

4+ - Notice's four 3s vs. Oral Roberts marked the sixth time in his career that he has hit at least four from beyond the arc in a game.

42 - The 42 free throws attempted vs. Norfolk State marked the most by a Carolina team under the direction of Frank Martin. The previous high was 41 vs. Arkansas on March 13, 2014.

38 - The Gamecock bench provided 38 points in the contest vs. Norfolk State, paced by Notice's 14. Carolina averaged 16.8 bench points per game last season.

7 - R-freshman guard TeMarcus Blanton posted seven points in six minutes of action vs. Allen in the exhibition matchup on Nov. 8. Blanton missed all of last season due to a hip injury suffered in the preseason.

3.0 - In the spring of 2015 the Gamecocks posted their fifth-straight semester of a 3.0 cumulative team GPA or higher.

SERIES VS. DEPAUL

DePaul owns a 4-2 upperhand in the all-time series with Carolina. Friday's meeting will be the first neutral-site contest between the two schools. Below is a series breakdown:

DEPAUL (2-4)

H: 2-1; A: 0-3; N: 0-0

D. 16, 1961	A	60-70		L
J. 22, 1973	H	84-66	W	
J. 13, 1982	A	59-92		L
M. 2, 1983	H	84-66	W	
M. 1, 1984	A	56-65		L
N. 27, 1999	H	46-58		L

UP NEXT

South Carolina will face either Hofstra or (RV/RV) Florida State in the second round of the Paradise Jam on either Saturday (Nov. 21) or Sunday (Nov. 22). The Gamecocks are 5-0 all-time vs. Hofstra and 14-16 vs. the Seminoles.

CAROLINA TRENDS UNDER MARTIN

Gamecock trends under Frank Martin ...

- South Carolina is 28-27 when posting at least six made 3s in a game.
 - South Carolina posted nine made 3s in the season opener vs. Norfolk State, which matched the 2014-15 season high.
- South Carolina is 35-20 when scoring more points in the paint than its opponent.
 - The Gamecocks have out-scored their opponents this season 66-34 in points in the paint.
- South Carolina is 39-25 when holding its opponents to under 45 percent from the field.
 - South Carolina did not allow a non-conference opponent in 2014-15 to hit above 45 percent from the field, as Baylor was the closest at 44.7 percent. The Gamecocks were 14-8 last season when holding their opponent below 45 percent from the floor.
- South Carolina is 35-25 when out-rebounding its opponent.
 - The Gamecocks hold a +13.5 rebound margin this season which ranks among SEC leaders.

EXHIBITION RECAP

South Carolina posted a 71-43 victory over Allen University in the team's lone exhibition game of the 2015-16 season. Junior guard Sindarius Thornwell paced all scorers with 17 points on 6-of-9 shooting, including three 3s. Senior forward Laimonas Chatkevicius was the only other scorer in double figures with 12, while he completed the double-double with 13 rebounds. Rookie forward Eric Cobb pulled down a game high 14 rebounds, while adding eight points in 23 minutes. Carolina won the rebounding battle 69-28, including 30 offensive boards.

THORNWELL NAMED TO PRESEASON SQUAD

The Southeastern Conference unveiled its 12th annual men's basketball coaches preseason All-SEC teams prior to the start of the season, and it was announced that Carolina junior guard Sindarius Thornwell was named to the second team. It marks the second-straight season that Thornwell has garnered second-team preseason honors from the coaches. Thornwell scored 11.1 points per game last season, while he also pulled down a career high 4.9 rebounds and collected 1.3 steals per game.

QUOTABLE

"He's worked real hard on his conditioning, which allows him to stay in the game, and he's worked real hard with Scott Greenawalt in the weight room to improve his balance and his bottom half strength to hold his ground in there. To remember where he was as a freshman, allergic to contact, and to see him battling, because [Albert] Owens is a good player, and see him battle with a low post guy, it's fun. He's got to rebound better for us, he's got to protect the rim a little better for us. I think everyone in the state of South Carolina heard me when I asked him why he got out of the way. But he commits three fouls reaching over people's backs, on post entries, which is an automatic foul. He's got a chance to get up to the rim and he gets out of the way. Those are some things with him that we have to help continue to get better at, but he's been awesome. I've been hard on him and I'm real proud of him that he stayed the course, and played as well as he has the first two games of the year."

- *South Carolina head coach Frank Martin on Laimonas Chatkevicius' career night vs. Oral Roberts*

SEC PRESEASON POLL

The SEC released its preseason poll for the upcoming 2016 league campaign prior to the start of the season. and it was announced that the Gamecocks were predicted to finish seventh by a panel of both SEC and national media members. It was the highest predicted finish for Carolina since the league combined its East and West Divisions into one beginning with the 2012 league season. The media predicted Kentucky to win the SEC in 2016, followed by Vanderbilt, Texas A&M, LSU, Georgia, Florida and the Gamecocks.

SEC TOURNAMENT

The SEC Men's Basketball Tournament returns to Bridgestone Arena in Nashville in 2016. It will be the sixth time that the arena has served as the host of the SEC Tournament, having also hosted in 2001, 2006, 2010, 2013 and 2015. Also the home of the NHL's Nashville Predators, Bridgestone Arena has the distinction of being one of the busiest venues in the United States over the past decade and a half, hosting more than 18 million guests during that time. Seating capacity is approximately 19,395 for basketball games. The winner of the 13-game tournament receives the SEC's automatic bid to the NCAA Tournament. The tournament seeds are determined by the 18-game conference schedule during the regular season. Teams are seeded 1-14 based on their regular season conference finish.

ROSTER BREAKDOWN

Returning Starters (4)

Michael Carrera
Laimonas Chatkevicius
Duane Notice
Sindarius Thornwell
**based on final game of 2014-15 season*

Returning Letterwinners (8)

Michael Carrera
Laimonas Chatkevicius
Mindaugas Kacinas
Justin McKie
Duane Notice
Brian Steele
Marcus Stroman
Sindarius Thornwell

Guards (9)

TeMarcus Blanton
PJ Dozier
Jamall Gregory
Justin McKie
Duane Notice
John Ragin
Brian Steele
Marcus Stroman
Sindarius Thornwell

Forwards (7)

Michael Carrera
Laimonas Chatkevicius
Eric Cobb
Raymond Doby
Jarrell Holliman
Mindaugas Kacinas
Chris Silva

By Height

Jamall Gregory (6-2)
Duane Notice (6-2)
John Ragin (6-2)
Marcus Stroman (6-2)
Justin McKie (6-4)
TeMarcus Blanton (6-5)
Michael Carrera (6-5)
Brian Steele (6-5)
Sindarius Thornwell (6-5)
Raymond Doby (6-6)
PJ Dozier (6-6)
Jarrell Holliman (6-7)
Mindaugas Kacinas (6-7)
Eric Cobb (6-9)
Chris Silva (6-9)
Laimonas Chatkevicius (6-11)

2015-16 SOUTH CAROLINA MEN'S BASKETBALL ROSTER

Alphabetical Roster

No.	Name	Pos.	Ht.	Wt.	Cl.	Exp.	Hometown/High/Last School
5	TeMarcus Blanton	G	6-5	215	R-FR	HS	Locust Grove, Ga./Luella
24	Michael Carrera	F	6-5	214	SR	3VL	Anzoátegui, Venezuela/Montrose Christian School
14	Laimonas Chatkevicius	F	6-11	245	SR	3VL	Klaipeda, Lithuania/South Kent School
23	Eric Cobb	F	6-9	296	FR	HS	Jacksonville, Fla./St. Francis Academy (Maryland)
2	Raymond Doby	F	6-6	233	FR	HS	Cahokia, Ill./Montrose Christian/St. John's Northwestern Military Acad. (Wisconsin)
15	PJ Dozier	G	6-6	200	FR	HS	Columbia, S.C./Spring Valley
4	Jamall Gregory	G	6-2	202	FR	HS	Washington, D.C./Coolidge/Elev8 Institute (Florida)
31	Jarrell Holliman	F	6-7	200	R-SO	1VL	Alpharetta, Ga./Alpharetta/Elmhurst College
25	Mindaugas Kacinas	F	6-7	229	SR	3VL	Klaipeda, Lithuania/Word of Life Fire Traditional School
20	Justin McKie	G	6-4	197	JR	2VL	Columbia, S.C./Irmo
10	Duane Notice	G	6-2	218	JR	2VL	Woodbridge, Canada/St. Michael's/St. Thomas More (Oakdale, Conn.)
21	John Ragin	G	6-2	177	FR	HS	Eastover, S.C./Cardinal Newman
30	Chris Silva	F	6-9	220	FR	HS	Libreville, Gabon/Roselle (N.J.) Catholic
35	Brian Steele	F	6-5	204	SR	3VL	Greenville, S.C./Wade Hampton School
1	Marcus Stroman	G	6-2	185	SO	1VL	Columbia, S.C./Keenan
0	Sindarius Thornwell	G	6-5	215	JR	2VL	Lancaster, S.C./Oak Hill Academy

Numerical Roster

No.	Name	Pos.	Ht.	Wt.	Cl.	Exp.	Hometown/High/Last School
0	Sindarius Thornwell	G	6-5	215	JR	2VL	Lancaster, S.C./Oak Hill Academy
1	Marcus Stroman	G	6-2	185	SO	1VL	Columbia, S.C./Keenan
2	Raymond Doby	F	6-6	233	FR	HS	Cahokia, Ill./Montrose Christian/St. John's Northwestern Military Acad. (Wisconsin)
4	Jamall Gregory	G	6-2	202	FR	HS	Washington, D.C./Coolidge/Elev8 Institute (Florida)
5	TeMarcus Blanton	G	6-5	215	R-FR	HS	Locust Grove, Ga./Luella
10	Duane Notice	G	6-2	218	JR	2VL	Woodbridge, Canada/St. Michael's/St. Thomas More (Oakdale, Conn.)
14	Laimonas Chatkevicius	F	6-11	245	SR	3VL	Klaipeda, Lithuania/South Kent School
15	PJ Dozier	G	6-6	200	FR	HS	Columbia, S.C./Spring Valley
20	Justin McKie	G	6-4	197	JR	2VL	Columbia, S.C./Irmo
21	John Ragin	G	6-2	177	FR	HS	Eastover, S.C./Cardinal Newman
23	Eric Cobb	F	6-9	296	FR	HS	Jacksonville, Fla./St. Francis Academy (Maryland)
24	Michael Carrera	F	6-5	214	SR	3VL	Anzoátegui, Venezuela/Montrose Christian School
25	Mindaugas Kacinas	F	6-7	229	SR	3VL	Klaipeda, Lithuania/Word of Life Fire Traditional School
30	Chris Silva	F	6-9	220	FR	HS	Libreville, Gabon/Roselle (N.J.) Catholic
31	Jarrell Holliman	F	6-7	200	R-SO	1VL	Alpharetta, Ga./Alpharetta/Elmhurst College
35	Brian Steele	F	6-5	204	SR	3VL	Greenville, S.C./Wade Hampton School

Head Coach: Frank Martin (Florida International, '93)

Associate Head Coach/Recruiting Coordinator: Matt Figger (Eastern Kentucky, '95)

Assistant Coach: Perry Clark (Gettysburg, '74)

Assistant Coach: Lamont Evans (Kansas State, '09)

Director of Basketball Operations: Andy Assaley (Cincinnati, '96)

Strength & Conditioning Coach: Scott Greenawalt (Muskingum College, '98)

Athletic Trainer: Mark Rodger (Buffalo, '01)

Video Coordinator: Patrick Schulte (Kansas State, '13)

Student-Athlete Development: Doug Edwards (Florida State, '07)

Special Assistant to the Head Coach: Jarett Gerald (South Carolina, '11)


Associate Media Relations Director: Emily Miles (Feeney) (Ball State, '03)

TOP RETURNING ...

Scorer..... Notice, 11.7 ppg
Rebounder Carrera, 5.7 rpg
Assist Maker..... Stroman, 3.1 apg
FG Shooter *..... Kacinas, 56.1%
3-Point FG Shooter \$..... Notice, 36.3%
FT Shooter \$..... Notice, 79.1%
Shot Blocker..... Chatkevicius, 1.3 bpg
Steal Maker Thornwell, 1.3 spg

* at least 100 attempts

\$ at least 50 attempts



HEAD COACH FRANK MARTIN

HEAD COACH | NINTH SEASON OVERALL | 164-108 (.602) | FOURTH SEASON AT SOUTH CAROLINA | 47-54 (.463)

THE MARTIN FILE

COACHING

Experience

31st year

College Experience

16th season

College Head Coach Experience

9th season

Hire Date At Carolina

March 27, 2012

PERSONAL

Hometown

Miami, Fla.

Alma Mater

Florida International, 1993 (B.A. Physical Ed.)

Family

Wife, Anya

Children, Brandon, Amalia and Christian

COACHING RESUME

High School

Miami Senior High, 1985-93

Varsity Boys' Assistant Coach

Junior Varsity Boys' Head Coach

North Miami High, Head Coach, 1993-95

Miami Senior High, Head Coach, 1995-98

B.T. Washington High, Head Coach, 1999-2000

College Assistant Coach

Northeastern, 2000-04

Cincinnati, 2004-06

Kansas State, 2006-07

College Head Coach

Kansas State, 2007-12

South Carolina, 2012-present

Frank Martin was named the head men's basketball coach at the University of South Carolina on March 27, 2012, becoming the 32nd head coach in the history of the South Carolina program, which enters its 108th season as a varsity sport in 2015-16. Martin owns a 162-108 (.600) overall record as a head coach, entering his ninth season overall, and fourth season at South Carolina.

During his first season (2012-13) in Columbia, Martin led his squad to a 14-18 record, which included a 4-14 mark in SEC contests. The Garnet and Black captured the Hoops For Hope Classic tournament crown after posting a 4-0 record competing in the event with home victories over Milwaukee and Rider, before defeating Missouri State in overtime, and UALR in Puerto Vallarta, Mexico, over the Thanksgiving holiday. Freshman forward Michael Carrera was honored after the conclusion of the regular season with selection to the 2013 SEC All-Freshman Team, as voted on by the league's head coaches. During the spring of 2013, the Gamecock coaching staff signed seven freshmen, while welcoming Villanova transfer Ty Johnson to the team, a recruiting class which ranked No. 23 in the nation according to ESPN.com.

Martin's second season (2013-14) leading the Gamecocks saw the squad win four of its final six games of the year, including two games in the SEC Tournament, marking the first Tournament wins for the Gamecocks since the 2008 campaign. Martin and his staff put together a non-conference schedule that challenged his team to prepare for the rigors of the SEC campaign. The Gamecocks posted several quality victories, including a win versus Saint Mary's at the Hawaiian Airlines Diamond Head Classic in December, and home victories versus Alabama, Vanderbilt and No. 17 Kentucky to name a few.

Martin tutored his second SEC All-Freshman Team honoree in as many seasons, as rookie guard Sindarius Thornwell led all freshmen in the SEC in league games in points (15.6) and assists (4.0) to earn a spot on the postseason team. Thornwell also garnered three SEC Freshman of the Week awards, and was named the Feb. 18 Wayman Tisdale National Freshman of the Week.

South Carolina put together a 9-3 non-conference record in 2014-15, entering SEC play receiving votes in both the Coaches and AP Top 25 polls for the first time since 2006 and 2009, respectively. Martin led his Gamecocks to a thrilling upset win over No. 9/9 Iowa State at the Barclays Center in Brooklyn, N.Y., on Jan. 3, marking Carolina's first win over a top-10 opponent since the 2009-10 campaign. The Gamecocks ranked as high as fourth in the nation in opponent field goal percentage during the season, and finished the campaign holding opponents to just 38.7 percent from the field, which ranked 13th nationally. Sophomore guards Duane Notice and Sindarius Thornwell each picked up an SEC Player of the Week honor during the campaign, and for the second-straight season, the Gamecocks won four of their final six games and won two contests in the SEC Tournament, advancing to the quarterfinal round.

Carolina posted a final record of 17-16 for the 2014-15 campaign, which marked the first winning season for the squad since the 2008-09 season, while Carolina's six SEC wins marked the highest since 2010 as well. Martin also announced during the summer, that his team had completed its fifth-straight semester with a cumulative team GPA of 3.0 or above in the spring. For its classroom achievements, South Carolina was honored with the NABC's Team Academic Excellence Award, the only SEC team to be named to the list. Individually, three Gamecocks were named to the NABC Honors Court, in juniors Laimonas Chatkevicius and Mindaugas Kacinas, and senior, Austin Constable, who was on his second Honors Court list. South Carolina saw 12 student-athletes named to the SEC Winter Academic, and the SEC First-Year Academic Honor Rolls for the year.

Martin tutored his second SEC All-Freshman Team honoree in as many seasons, as rookie guard Sindarius Thornwell led all freshmen in the SEC in league games in points (15.6) and assists (4.0) to earn a spot on the postseason team. Thornwell also garnered three SEC Freshman of the Week awards, and was named the Feb. 18 Wayman Tisdale National Freshman of the Week.

MARTIN'S CAREER RECORD, YEAR-BY-YEAR

YEAR	RECORD	CONFERENCE (FINISH)	POSTSEASON
2007-08	21-12	10-6 (3rd)	1-1; NCAA Tournament 2nd Round
2008-09	22-12	9-7 (t4th)	1-1; NIT
2009-10	29-8	11-5 (t2nd)	3-1; NCAA Tournament Elite Eight
2010-11	23-11	10-6 (t3rd)	1-1; NCAA Tournament Third Round
2011-12	22-11	10-8 (5th)	1-1; NCAA Tournament Third Round
2012-13	14-18	4-14 (t12th)	-
2013-14	14-20	5-13 (13th)	-
2014-15	17-16	6-12 (t11th)	-
2015-16	2-0	-	-
Totals	164-108 (.602)	65-71 (.477)	7-5 (.583)/4 NCAA/1 NIT

GAMECOCKS' RECORD WHEN ...

At home	2-0
On the road	0-0
At neutral sites	0-0
In overtime	0-0
vs. Top 25 team	0-0
vs. Top 10 team	0-0
vs. Top 3 team	0-0
Leading at half	2-0
Trailing at half	0-0
Tied at half	0-0
Shooting 50% or better	0-0
Shooting between 39-49%	2-0
Shooting less than 39%	0-0
Opp. shooting 50% or better	0-0
Opp. shooting between 39-49%	1-0
Opp. shooting less than 39%	1-0
Shooting better than opp.	1-0
Shooting worse than/equal to opp.	1-0
Starters out-score opp. starters	1-0
Opp. starters score/equal more	1-0
Bench out-scores opp. bench	2-0
Opp. bench scores/equals more	0-0
Having more FTs than opp.	2-0
Having equal/less FTs than opp.	0-0
Have more TOs than opp.	0-0
Having equal/less TOs than opp.	2-0
Having more rebounds than opp.	2-0
Having equal/less rebounds than opp.	0-0
Making 6 or more 3FGs	2-0
Having 15 or more assists	1-0
Score more points in paint than opp.	2-0
Scoring equal/less points in paint than opp.	0-0
Scoring more points off TOs than opp.	2-0
Scoring equal/less points off TOs than opp.	0-0
Scoring more 2nd-chance points than opp.	2-0
Scoring equal/less 2nd-chance points than opp.	0-0
Scoring more fast break points than opp.	2-0
Scoring equal/less fast break points than opp.	0-0
Wearing white uniforms	2-0
Wearing Garnet uniforms	0-0
Wearing Black uniforms	0-0
Playing on live TV/live broadcast	2-0
Playing in November	2-0
Playing in December	0-0
Playing in January	0-0
Playing in February	0-0
Playing in March	0-0
Playing a day-game	0-0
Playing a night-game	2-0
Playing on Sunday	0-0
Playing on a Monday	1-0
Playing on a Tuesday	0-0
Playing on a Wednesday	0-0
Playing on a Thursday	0-0
Playing on a Friday	0-0
Playing on a Saturday	1-0
Scoring margin is 5 points or less	0-0
Margin is between 6-10	0-0
Margin is between 11-20	2-0
Margin is more than 20	0-0
Scoring 59 points or less	0-0
Scoring 60-69 points	0-0
Scoring 70-79 points	0-0
Scoring 80-89 points	2-0
Scoring 90-99 points	0-0
Scoring 100+ points	0-0

MISCELLANEOUS

Current streak	W2
Home court streak	W2
Away streak	-
Neutral court streak	-

2015-16 SUPERLATIVES

(tied for team lead also included)

Scoring Leaders	'15-16	Career
Sindarius Thornwell	1	23
Duane Notice	1	13
Laimonas Chatkevicius	1	4

Rebounding Leaders	'15-16	Career
Mindaugas Kacinas	1	22
Chris Silva	1	1

Assists Leaders	'15-16	Career
Duane Notice	1	25
Sindarius Thornwell	1	25
PJ Dozier	1	1

Blocks Leaders	'15-16	Career
Chris Silva	1	1
PJ Dozier	1	1

Steals Leaders	'15-16	Career
Sindarius Thornwell	1	23
Duane Notice	1	11
PJ Dozier	1	1

Double-Figure Scoring	'15-16	Career
Sindarius Thornwell	2	46
Duane Notice	2	35
Laimonas Chatkevicius	2	22
Mindaugas Kacinas	1	15
Chris Silva	1	1

20+ points	'15-16	Career
Laimonas Chatkevicius	1	1

30+ points	'15-16	Career
-	-	-

Double-Figure Rebounding	'15-16	Career
Mindaugas Kacinas	1	12

5+ assists	'15-16	Career
Sindarius Thornwell	1	9

3+ steals	'15-16	Career
Sindarius Thornwell	1	8
PJ Dozier	1	1

2+ blocks	'15-16	Career
Chris Silva	1	1
PJ Dozier	1	1

Double-Doubles	'15-16	Career
Mindaugas Kacinas	1	4

Clutch Free Throws (under 5 min/OT)

	FT-FTA	FT%
Chris Silva	2-2	1.000
Mindaugas Kacinas	2-2	1.000
Michael Carrera	2-2	1.000
Laimonas Chatkevicius	0-2	.000
Sindarius Thornwell	2-4	.500
Totals	8-12	.667

Dunks	'15-16
Chris Silva	2
Laimonas Chatkevicius	1

Charges Taken	'15-16
Michael Carrera	2
Chris Silva	1

Miscellaneous

Largest Halftime Lead	
SC	6, vs. Norfolk State, Nov. 14, 2015
Opp	-
Smallest Halftime Lead	
SC	3, vs. Oral Roberts, Nov. 16, 2015
Opp	-
Fewest Points In First Half	
SC	30, vs. Oral Roberts, Nov. 16, 2015
Opp	34, Norfolk State, Nov. 14, 2015
Most Points In First Half	
SC	40, vs. Norfolk State, Nov. 14, 2015
Opp	34, Norfolk State, Nov. 14, 2015
Fewest Points In Second Half	
SC	44, vs. Norfolk State, Nov. 14, 2015
Opp	35, Norfolk State, Nov. 14, 2015
Most Points In Second Half	
SC	51, vs. Oral Roberts, Nov. 16, 2015
Opp	36, Oral Roberts, Nov. 16, 2015
Most Points in Overtime	
SC	-
Opp	-
Largest Margin of Victory	
SC	18, vs. Oral Roberts, Nov. 16, 2015
Opp	-
Smallest Margin of Victory	
SC	15, vs. Norfolk State, Nov. 14, 2015
Opp	-

2015-16 GAME BY GAME COMPARISON

	Date	Result	FG-A	Pct	3FG-A	Pct	FT-A	Pct	O-D-Total	PF	Pts	A	TO	Blk	Stl	Min	Half
Norfolk State %			19-56	.339	11-28	.393	20-23	.870	12-23-35	35	69	12	18	3	7	200	34
South Carolina	Nov. 14, 2015	W, 84-69	23-59	.390	9-22	.409	29-42	.690	19-27-46	19	84	15	13	4	9	200	40
Oral Roberts			22-51	.431	4-14	.286	18-23	.783	4-24-28	23	66	7	13	5	3	200	30
South Carolina	Nov. 16, 2015	W, 84-66	29-73	.397	7-21	.333	19-27	.704	19-25-44	22	84	14	6	4	5	200	33

% - Paradise Jam (Columbia, S.C. |

EXHIB. - CAROLINA 71, ALLEN 43
NOV. 8, 2015/COLONIAL LIFE ARENA

COLUMBIA, S.C. - The South Carolina men's basketball team held its lone exhibition game of the 2015-16 season on Sunday at Colonial Life Arena, posting a 71-43 win over Allen University. The Gamecocks jumped out to an early 17-4 lead thanks to a strong defensive effort, which held Allen scoreless for the first 5:59 of the contest. The Gamecocks held a 36-21 advantage at the break, stretching the lead to 20 in the second half on their way to the win.

At halftime of the contest, both teams remained on the court and the nine victims of the Emanuel AME Church shooting and their families were honored in a ceremony at mid-court. Nine people were killed during a Bible study session at the Emanuel AME Church in Charleston on June 17, 2015.

Carolina jumped on the Yellow Jackets early, scoring the game's first 12 points capped off by an Eric Cobb layup. Allen, however, wouldn't go away, and a 3-pointer by Latroy Strong cut the lead to 27-19 with 6:03 to go in the half. The Gamecocks would regroup and close the half on a 9-2 run, holding Allen scoreless for the final 3:54 to establish their lead at the break.

A four-point play by junior guard Sindarius Thornwell early in the second half pushed the lead to 20 and the Gamecocks never looked back. South Carolina forced 21 Allen turnovers and held the Yellow Jackets to 27.1 percent from the floor. Carolina also dominated the boards 69-28, with three Gamecocks pulling down double-figure rebounds, led by Cobb's 14.

Thornwell led all scorers with 17 points on 6-of-9 shooting, including 3-of-6 from 3-point range, while senior forward Laimonas Chatkevicius notched a double-double with 12 points and 13 rebounds. Cobb added eight points and Marcus Stroman dished out five assists to lead the team.

EXHIBITION

Official Basketball Box Score -- Game Totals -- Final Statistics
Allen University vs South Carolina
11/8/15 4 p.m. ET at Columbia, S.C. (Colonial Life Arena)

Allen University 43 • 2-2

##	Player	Total			3-Ptr			Rebounds			PF	TP	A	T	Blk	Stl	Min
		FG	FGA	FT	FTA	Off	Def	Off	Def	Total							
01	MARSHALL, Donald	2	11	2	10	1	4	0	5	5	1	7	0	2	4	1	36
03	WADE, Sherrod	1	7	0	2	0	3	1	5	6	4	2	1	5	0	2	31
24	MCCORD, Derrick	1	7	0	2	0	4	3	1	4	1	2	0	3	1	0	21
12	DIK, Merkez	c	1	3	0	0	0	2	3	1	4	2	0	2	1	2	20
04	JONES, Mark	g	1	0	0	0	0	2	2	2	0	3	3	0	3	1	19
10	HARRIS, Avery	g	1	5	0	2	0	0	0	0	2	2	1	1	0	0	10
11	MAN, See	g	0	2	0	0	0	0	0	0	0	0	0	0	0	0	2
13	FITZGERALD, Seth	g	0	5	0	3	0	0	0	0	0	0	2	0	0	0	9
14	JOHNSON, Emarav	g	2	4	1	3	2	0	0	0	0	6	0	3	0	1	15
15	SMITH, Sean	g	2	6	0	1	1	0	1	1	0	4	2	0	0	2	16
20	WILSON, Richard	g	1	5	0	0	0	0	0	0	2	0	1	0	1	2	
22	DRUMMER, Ivory	g	3	4	3	3	2	1	2	1	2	1	0	1	0	0	11
23	STRONG, Latroy	g	2	3	2	1	2	0	1	1	1	7	0	0	0	0	7
34	DOBY, Anfernee	g	0	0	0	0	0	0	0	0	0	0	0	0	0	0	1
Team		0		0		0		3		1		4		3		10	
Totals		16-59		8-29		3-18		10		18		28		43		10	

FG % 1st Half: 7-28 25.0% 2nd Half: 9-31 29.0% Game: 16-59 27.1%
 3FG % 1st Half: 5-12 41.7% 2nd Half: 3-17 17.6% Game: 8-29 27.6%
 FT % 1st Half: 2-8 25.0% 2nd Half: 1-10 10.0% Game: 3-18 16.7%

South Carolina 71 • 0-0

##	Player	Total			3-Ptr			Rebounds			PF	TP	A	T	Blk	Stl	Min
		FG	FGA	FT	FTA	Off	Def	Off	Def	Total							
14	CHATKEVICIUS, L.	f	6	9	0	1	0	3	5	8	13	3	12	0	0	2	21
24	CARRERA, Michael	f	2	4	1	1	0	0	2	1	3	5	0	2	0	2	8
30	SILVA, Chris	f	1	1	0	0	0	5	5	10	4	7	0	3	1	0	16
00	THORNWELL, Sindarius	g	6	9	0	0	0	2	4	2	3	0	17	1	2	1	17
10	NOTICE, Duane	g	1	8	1	7	0	2	2	4	0	3	2	1	0	0	22
01	STROMAN, Marcus	g	0	2	0	1	0	0	0	0	0	0	5	2	0	0	21
02	DOBY, Raymond	g	0	3	0	0	0	0	1	1	0	0	0	1	0	1	13
04	GREGORY, Jamall	g	0	2	0	1	0	0	1	1	0	0	3	0	0	1	12
05	BLANTON, TeMarcus	g	3	6	1	3	0	2	1	0	0	7	0	2	0	6	
15	DOZIER, PJ	g	3	13	1	4	0	3	4	7	2	7	4	6	0	2	20
20	MCKIE, Justin	g	1	4	1	3	0	0	1	3	3	1	3	1	1	0	13
21	RAGIN, John	g	0	1	0	1	0	0	1	2	0	0	0	0	0	0	4
23	COBB, Eric	g	4	9	0	0	0	4	10	14	3	8	0	3	1	0	23
31	HOLLIMAN, Jarrell	g	1	1	0	0	0	1	0	1	0	1	0	0	1	1	4
Team		4		3		7		4		3		7		1		20	
Totals		28-76		8-28		7-13		30		39		69		18		71	

FG % 1st Half: 14-35 40.0% 2nd Half: 14-41 34.1% Game: 28-76 36.8%
 3FG % 1st Half: 4-15 26.7% 2nd Half: 4-13 30.8% Game: 8-28 28.6%
 FT % 1st Half: 4-6 66.7% 2nd Half: 3-7 42.9% Game: 7-13 53.8%

Officials: John Hampton, Ted Valentine, JB Derosa
 Technical fouls: Allen University-None. South Carolina-None.
 Attendance: 4051

Score by periods	1st	2nd	Total	Points	In	Off	2nd	Fast	Bench
Allen University	21	22	43	43	12	10	4	4	30
South Carolina	36	35	71	71	25	35	16	16	27

Score tied - 0 times.
 Lead changed - 0 times.
 Largest lead - Allen, SC by 34 2nd-01:55.
 AU led for 00:00. SC led for 38:40. Game was tied for 02:23.

GAME 1 - CAROLINA 84, NORFOLK STATE 69
NOV. 14, 2015/COLONIAL LIFE ARENA

COLUMBIA, S.C. - The South Carolina men's basketball team grinded out a win in the opener to the 2015-16 season Saturday night, taking an 84-69 win over Norfolk State. It was the first game of the U.S. Virgin Islands Paradise Jam tournament, which will continue for Carolina in the Virgin Islands on Nov. 20 against DePaul. Four players scored in double figures for the Gamecocks, with Sindarius Thornwell and Duane Notice leading the way with 14 points apiece.

Both teams started slow from the field, missing the first eight shots combined before PJ Dozier broke the seal with a mid-range jumper in the paint. Carolina would hit its next three shots and carried a 9-2 lead into the first media timeout.

Duane Notice came in off the bench and helped to extend the early advantage, connecting on his first three attempts from 3-point range with a four-point play mixed in for good measure. His third 3 made would bring the lead up to 16-4, as the junior tallied 12 points in his first six minutes on the court.

For as fast a start the offense got off to, Carolina's patented tough defense was just as good early in the game. Norfolk State would not score for the first four minutes of action, and shot just 27 percent from the field over the first ten minutes.

The Spartans were able to narrow the deficit down the stretch thanks in part to a Gamecock field goal drought, but not enough to keep the home side from taking a 40-34 lead into the halftime break.

The Gamecocks were able to hold the lead despite just three made field goals in the final 11 minutes of the half. Free throws would carry Carolina through the lull, with the team hitting 16 from the charity stripe. Norfolk was able to chip away thanks to a late burst from 3; of the team's final five field goals made, four came from 3-point range.

The offense picked up out of the break to put Carolina back up by double digits, with Dozier and Sindarius Thornwell hitting 3s on back-to-back possessions. The Gamecocks hit 5-of-6 field goals through the opening four minutes of the second half to extend the lead to 52-41. Norfolk State would find equal success shooting the ball, however, and kept within striking distance with a 4-for-4 start on field goals.

A switch to zone by the Spartans, mixed with a full-court press, slowed the overall pace of the game down considerably, but a fast-break alley-oop from Dozier to Chris Silva woke up the crowd at Colonial Life Arena. Norfolk State continued to rely on the deep ball to cut into its deficit, making four 3s in its first eight field goals overall in the first ten minutes of the half; the fourth to make it a 61-56 game in Carolina's favor.

Carolina held the Spartans at an arm's length for much of the half, but were able to use a 7-0 run starting at the eight-minute mark to provide the cushion it would need to cruise to the win. The visitors, plagued by foul troubles all night, were particularly stung by the loss of guard Jeff Short, who averaged 19 points per game last season but fouled out with five minutes to play. In his absence, the visitors made just two of their final 12 attempts from the field as Carolina pulled away down the stretch.

GAME 1

Official Basketball Box Score -- Game Totals -- Final Statistics
Norfolk State vs South Carolina
11/14/15 7 p.m. ET at Columbia, S.C. (Colonial Life Arena)

Norfolk State 69 • 0-1

##	Player	Total			3-Ptr			Rebounds			PF	TP	A	T	Blk	Stl	Min
		FG	FGA	FT	FTA	Off	Def	Off	Def	Total							
11	SHORT, Jeff	f	4	11	3	6	5	0	3	3	5	16	2	3	0	0	32
45	BUTLER, Jordan	f	2	4	0	0	1	2	3	4	4	2	1	1	1	2	24
01	BUNGE, Preston	g	1	3	0	1	1	3	1	4	3	0	1	1	1	17	
02	ROBINSON, Zaynah	g	2	11	2	6	2	0	5	3	8	5	0	0	2	35	
04	TAYLOR, D'Shon	g	0	3	0	2	2	0	3	3	5	2	1	3	0	15	
00	KELLY, Brian	g	0	1	0	0	0	1	2	3	1	0	0	3	1	6	
03	WADE, Jonathan	g	3	5	1	2	5	10	1	2	5	10	1	1	0	19	
15	BANNER, Devonte	g	0	1	0	0	0	0	0	0	0	0	0	0	0	1	
20	OLIVER, Charles	g	7	13	5	10	2	2	4	21	1	2	2	0	0	30	
22	LONG, Alex	g	0	5	0	1	2	2	3	5	4	5	0	3	0	21	
Team		0		0		3		0		3		1		1		20	
Totals		19-56		11-28		20-23		12		23		35		69		12	

FG % 1st Half: 9-28 32.1% 2nd Half: 10-28 35.7% Game: 19-56 33.9%
 3FG % 1st Half: 5-13 38.5% 2nd Half: 6-15 40.0% Game: 11-28 39.3%
 FT % 1st Half: 11-11 100.0% 2nd Half: 9-12 75.0% Game: 20-23 87.0%

South Carolina 84 • 0-1

##	Player	Total			3-Ptr			Rebounds			PF	TP	A	T	Blk	Stl	Min
		FG	FGA	FT	FTA	Off	Def	Off	Def	Total							
14	CHATKEVICIUS, L.	f	5	8	0	1	3	3	1	4	2	13	1	0	1	0	21
24	CARRERA, Michael	f	1	8	1	4	1	2	1	5	6	1	4	1	2	1	26
25	KACINAS, Mindaugas	f	2	7	1	3	3	4	3	4	2	8	2	0	0	0	28
00	THORNWELL, Sindarius	g	2	7	1	3	7	9	0	4	4	24	2	3	0	31	
15	DOZIER, PJ	g	3	7	1	2	0	2	1	3	4	7	3	3	0	21	
01	STROMAN, Marcus	g	1	1	1	1	2	3	0	5	2	2	0	0	0	17	
05	BLANTON, TeMarcus	g	0	0	0	0	0	0	0	0	1	0	0	0	0	1	
10	NOTICE, Duane	g	4	11	3	6	3	1	2	3	14	3	0	0	0	20	
20	MCKIE, Justin	g	1	2	1	2	2	0	1	1	0	5	0	0	0	3	
23	COBB, Eric	g	1	1	0	0	0	1	1	2	2	0	0	1	1	8	
31	SILVA, Chris	g	2	5	0	0	1	2	4	9	3	12	0	3	2	24	
Team		4		3		7		4		3		7		1		20	
Totals		23-59		9-22		29-42		19		27		46		19		84	

FG % 1st Half: 10-29 34.5% 2nd Half: 13-30 43.3% Game: 23-59 39.0%
 3FG % 1st Half: 4-11 36.4% 2nd Half: 5-11 45.5% Game: 9-22 40.9%
 FT % 1st Half: 16-20 80.0% 2nd Half: 13-22 59.1% Game: 29-42 69.0%

Officials: Olandis Poole, Joe Lindsay, Bart Lennox
 Technical fouls: Norfolk State-None. South Carolina-None.
 Attendance: 10623

Score by periods



#24 - MICHAEL CARRERA

SENIOR | FORWARD | 6'5" | 214 | 3 LETTERS

ANZOÁTEGUI, VENEZUELA/MONTROSE CHRISTIAN SCHOOL

SEASON NOTABLES

- Team's top returning rebounder after collecting 5.7 per game last season
- Has led the team in rebounding all three of his seasons at South Carolina, including a career high 7.2 per game during his rookie season (2012-13)
- Scored five points and collected three rebounds before fouling out of exhibition vs. Allen
- Tallied four points and collected six rebounds in season opener vs. Norfolk State
- Scored eight points with six rebounds in just 15 minutes against Oral Roberts

CARRERA'S CAREER HIGHS

Points

Career 23, vs. LSU (Jan. 16, 2013)
 Season 8, vs. Oral Roberts (Nov. 16, 2015)

Field Goals

Career 7, vs. LSU (Jan. 16, 2013)
 Season 3, vs. Oral Roberts (Nov. 16, 2015)

Field Goal Attempts

Career 13, twice, last vs. Texas A&M (March 2, 2013)
 Season 8, vs. Norfolk State (Nov. 14, 2015)

3-Point Field Goals

Career 2, 4x, last at LSU (Jan. 28, 2015)
 Season 1, vs. Norfolk State (Nov. 14, 2015)

3-Point Field Goal Attempts

Career 5, vs. Longwood (Nov. 9, 2013)
 Season 4, vs. Norfolk State (Nov. 14, 2015)

Free Throws

Career 9, vs. LSU (Jan. 16, 2013)
 Season 2, vs. Oral Roberts (Nov. 16, 2015)

Free Throw Attempts

Career 10, vs. LSU (Jan. 16, 2013)
 Season 2, twice, last vs. Oral Roberts (Nov. 16, 2015)

Rebounds

Career 15, vs. Milwaukee (Nov. 1, 2012)
 Season 6, twice, last vs. Oral Roberts (Nov. 16, 2015)

Assists

Career 5, vs. Auburn (Jan. 12, 2013)
 Season 2, vs. Oral Roberts (Nov. 16, 2015)

Blocks

Career 4, twice, last vs. Alabama (Feb. 15, 2014)
 Season 1, vs. Norfolk State (Nov. 14, 2015)

Steals

Career 4, at Texas A&M (Jan. 15, 2014)
 Season 1, twice, last vs. Oral Roberts (Nov. 16, 2015)

Minutes Played

Career 36, vs. LSU (Jan. 16, 2013)
 Season 26, vs. Norfolk State (Nov. 14, 2015)

2015-16

Opponent	Date	GS	Min	FG-FGA	Pct	3FG-FGA	Pct	FT-FTA	Pct	Off	Def	Tot	Avg	PF	FO	A	TO	Blk	Stl	Pts	Avg
Norfolk State	11/14/15	*	26	1-8	0.125	1-4	.250	1-2	.500	1	5	6	6.0	1	0	1	2	1	1	4	4.0
Oral Roberts	11/16/15	*	15	3-5	.600	0-0	.000	2-2	1.000	2	4	6	6.0	3	0	2	0	0	1	8	6.0
vs. DePaul	11/20/15																				
vs. TBD	11/21/22/15																				
vs. TBD	11/23/15																				
Lipscomb	11/27/15																				
Western Carolina	11/30/15																				
USF	12/5/15																				
Drexel	12/15/15																				
at Clemson	12/18/15																				
vs. St. John's	12/22/15																				
Francis Marion	12/30/15																				
Memphis	1/2/16																				
at Auburn	1/5/16																				
Vanderbilt	1/9/16																				
at Alabama	1/13/16																				
Missouri	1/16/16																				
at Ole Miss	1/19/16																				
at Tennessee	1/23/16																				
Mississippi State	1/26/16																				
Alabama	1/30/16																				
at Georgia	2/2/16																				
Texas A&M	2/6/16																				
LSU	2/10/16																				
Kentucky	2/13/16																				
at Missouri	2/16/16																				
Florida	2/20/16																				
Tennessee	2/24/16																				
at Mississippi State	2/27/16																				
Georgia	3/3/16																				
at Arkansas	3/5/16																				

CAREER STATISTICS

Season	GP-GS	Min	Avg	FG	FGA	Pct	3FG	3FGA	Pct	FT	FTA	Pct	Off	Def	Tot	Avg	PF	FO	Ast	TO	Blk	Stl	Pts	Avg
2012-13	27-22	572	21.2	89	201	.443	7	20	.350	83	112	.741	80	115	195	7.2	85	5	17	51	17	9	268	9.9
2013-14	33-20	649	19.7	64	169	.379	7	30	.233	63	100	.630	76	110	186	5.6	87	1	17	38	32	26	198	6.0
2014-15	30-21	635	21.2	70	167	.419	12	39	.308	62	88	.705	65	107	172	5.7	88	3	12	32	20	12	214	7.1
2015-16	2-2	41	20.5	4	13	.308	1	4	.250	3	4	.750	3	9	12	6.0	4	0	3	2	1	2	12	6.0
Totals	92-65	1897	20.6	227	550	.413	27	93	.290	211	304	.694	224	341	565	6.1	264	9	49	123	70	49	692	7.5

CAREER SEC STATISTICS

Season	GP-GS	Min	Avg	FG	FGA	Pct	3FG	3FGA	Pct	FT	FTA	Pct	Off	Def	Tot	Avg	PF	FO	Ast	TO	Blk	Stl	Pts	Avg
2013	18-15	394	21.9	59	139	.424	5	15	.333	53	74	.716	54	77	131	7.3	57	4	11	32	8	8	176	9.8
2014	18-14	395	21.9	34	90	.378	3	13	.231	32	55	.582	49	69	118	6.6	52	1	9	18	19	16	103	5.7
2015	18-13	404	22.4	43	101	.426	7	24	.292	40	51	.784	46	69	107	6.4	54	2	9	21	12	6	133	7.4
Totals	54-42	1194	22.1	136	330	.412	15	52	.288	125	180	.694	149	215	364	6.7	163	7	29	71	39	30	412	7.6



#14 - LAIMONAS CHATKEVICIUS

SENIOR | FORWARD | 6'11" | 245 | 3 LETTERS

KLAIPEDA, LITHUANIA/SOUTH KENT SCHOOL (CONN.)

SEASON NOTABLES

- Put together best season of his career during junior campaign, nearly doubling season scoring average and more than doubling blocked shots
- 1.3 blocks per game as a junior ranked eighth in the SEC
- Tallied a double-double in exhibition vs. Allen with 12 points and 13 rebounds, including five offensive boards
- 13 points with four rebounds, one assist and one block in 21 minutes in the opener vs. Norfolk State
- Erupted for 19 second-half points to set a new career high of 27 in a win over Oral Roberts

CHATKEVICIUS' CAREER HIGHS

Points

Career 27, vs. Oral Roberts (Nov. 16, 2015)
 Season 27, vs. Oral Roberts (Nov. 16, 2015)

Field Goals

Career 9, vs. Oral Roberts (Nov. 16, 2015)
 Season 9, vs. Oral Roberts (Nov. 16, 2015)

Field Goal Attempts

Career 14, vs. Oral Roberts (Nov. 16, 2015)
 Season 14, vs. Oral Roberts (Nov. 16, 2015)

3-Point Field Goals

Career 2, twice, last vs. Oral Roberts (Nov. 16, 2015)
 Season 2, vs. Oral Roberts (Nov. 16, 2015)

3-Point Field Goal Attempts

Career 3, vs. Oral Roberts (Nov. 16, 2015)
 Season 3, vs. Oral Roberts (Nov. 16, 2015)

Free Throws

Career 8, vs. Arkansas (March 13, 2014)
 Season 7, vs. Oral Roberts (Nov. 16, 2015)

Free Throw Attempts

Career 11, vs. Oral Roberts (Nov. 16, 2015)
 Season 11, vs. Oral Roberts (Nov. 16, 2015)

Rebounds

Career 13, vs. UNC Asheville (Nov. 26, 2014)
 Season 6, vs. Oral Roberts (Nov. 16, 2015)

Assists

Career 4, vs. Jacksonville (Dec. 7, 2012)
 Season 1, vs. Norfolk State (Nov. 14, 2015)

Blocks

Career 3, 6x, last at Arkansas (Feb. 3, 2015)
 Season 1, twice, last vs. Oral Roberts (Nov. 16, 2015)

Steals

Career 3, at Tennessee (Feb. 8, 2014)
 Season 1, vs. Oral Roberts (Nov. 16, 2015)

Minutes Played

Career 35, vs. Mississippi State (Feb. 28, 2015)
 Season 25, vs. Oral Roberts (Nov. 16, 2015)

2015-16

Opponent	Date	GS	Min	FG-FGA	Pct	3FG-FGA	Pct	FT-FTA	Pct	Off	Def	Tot	Avg	PF	FO	A	TO	Blk	Stl	Pts	Avg
Norfolk State	11/14/15	*	21	5-8	.625	0-1	.000	3-3	1.000	3	1	4	4.0	2	0	1	0	1	0	13	13.0
Oral Roberts	11/16/15	*	25	9-14	.643	2-3	.667	7-11	.636	4	2	6	5.0	3	0	0	0	1	1	27	20.0
vs. DePaul	11/20/15																				
vs. TBD	11/21/22/15																				
vs. TBD	11/23/15																				
Lipscomb	11/27/15																				
Western Carolina	11/30/15																				
USF	12/5/15																				
Drexel	12/15/15																				
at Clemson	12/18/15																				
vs. St. John's	12/22/15																				
Francis Marion	12/30/15																				
Memphis	1/2/16																				
at Auburn	1/5/16																				
Vanderbilt	1/9/16																				
at Alabama	1/13/16																				
Missouri	1/16/16																				
at Ole Miss	1/19/16																				
at Tennessee	1/23/16																				
Mississippi State	1/26/16																				
Alabama	1/30/16																				
at Georgia	2/2/16																				
Texas A&M	2/6/16																				
LSU	2/10/16																				
Kentucky	2/13/16																				
at Missouri	2/16/16																				
Florida	2/20/16																				
Tennessee	2/24/16																				
at Mississippi State	2/27/16																				
Georgia	3/3/16																				
at Arkansas	3/5/16																				

CAREER STATISTICS

Season	GP-GS	Min	Avg	FG	FGA	Pct	3FG	3FGA	Pct	FT	FTA	Pct	Off	Def	Tot	Avg	PF	FO	Ast	TO	Blk	Stl	Pts	Avg
2012-13	23-10	304	13.2	38	85	.447	3	10	.300	22	36	.611	28	46	74	3.2	42	1	12	32	13	3	101	4.4
2013-14	33-1	426	12.9	65	121	.537	0	1	.000	29	42	.690	40	94	134	4.1	78	2	13	32	20	13	159	4.8
2014-15	33-26	753	22.8	118	237	.498	8	27	.296	40	55	.727	52	120	172	5.2	74	2	21	45	44	11	284	8.6
2015-16	2-2	46	23.0	14	22	.636	2	4	.500	10	14	.714	7	3	10	5.0	5	0	1	0	2	1	40	20.0
Totals	91-39	1529	16.8	235	465	.505	13	42	.310	101	147	.687	127	263	390	4.3	199	5	47	109	79	28	584	6.4

CAREER SEC STATISTICS

Season	GP-GS	Min	Avg	FG	FGA	Pct	3FG	3FGA	Pct	FT	FTA	Pct	Off	Def	Tot	Avg	PF	FO	Ast	TO	Blk	Stl	Pts	Avg
2013	15-10	214	14.3	23	59	.390	2	7	.286	19	28	.679	17	35	52	3.5	30	1	5	22	11	2	67	4.5
2014	18-1	241	13.4	36	64	.563	0	1	.000	10	17	.588	19	53	72	4.0	51	2	9	22	12	9	82	4.6
2015	18-16	418	23.2	57	125	.456	4	17	.235	21	29	.724	25	64	89	4.9	46	1	13	19	22	5	139	7.7
Totals	51-27	873	17.1	116	248	.468	6	25	.240	50	74	.676	61	152	213	4.2	127	4	27	63	45	16	288	5.6



#25 - MINDAUGAS KACINAS

SENIOR | FORWARD | 6'7" | 229 | 3 LETTERS

KLAIPEDA, LITHUANIA/WORD OF LIFE FIRE TRADITIONAL SCHOOL

SEASON NOTABLES

- Ranks seventh in Gamecock history in career field goal percentage (54.6%), after leading the team in the category the last two seasons
- Averaged 2.3 offensive rebounds per game as a junior
- DNP in exhibition vs. Allen due to lower back pain
- Earned the start in the opener vs. Norfolk State, posting eight points, with four rebounds and two assists in 28 minutes
- Recorded his fourth career double double in a win over Oral Roberts, leading the team with 13 rebounds to go with 12 points.

KACINAS' CAREER HIGHS

Points

Career 18, vs. Rider (Nov. 19, 2012)
 Season 12, vs. Oral Roberts (Nov. 16, 2015)

Field Goals

Career 8, vs. Rider (Nov. 19, 2012)
 Season 4, vs. Oral Roberts (Nov. 16, 2015)

Field Goal Attempts

Career 11, 3x, last at Clemson (Nov. 13, 2013)
 Season 10, vs. Oral Roberts (Nov. 16, 2015)

3-Point Field Goals

Career 2, twice, last vs. Florida (Jan. 7, 2015)
 Season 1, vs. Norfolk State (Nov. 14, 2015)

3-Point Field Goal Attempts

Career 4, twice, last vs. Florida (Jan. 7, 2015)
 Season 3, vs. Norfolk State (Nov. 14, 2015)

Free Throws

Career 6, 3x, last vs. N. Carolina A&T (Dec. 30, 2014)
 Season 4, vs. Oral Roberts (Nov. 16, 2015)

Free Throw Attempts

Career 8, twice, last vs. Auburn (March 12, 2014)
 Season 6, vs. Oral Roberts (Nov. 16, 2015)

Rebounds

Career 14, vs. Longwood (Nov. 9, 2013)
 Season 13, vs. Oral Roberts (Nov. 16, 2015)

Assists

Career 3, 4x, last vs. Oklahoma St. (Dec. 6, 2014)
 Season 2, twice, last vs. Oral Roberts (Nov. 16, 2015)

Blocks

Career 3, vs. Appalachian State (Dec. 19, 2012)
 Season 1, vs. Oral Roberts (Nov. 16, 2015)

Steals

Career 4, at Marshall (Dec. 1, 2014)
 Season -

Minutes Played

Career 36, 3x, last vs. Florida (March 4, 2014)
 Season 33, vs. Oral Roberts (Nov. 16, 2015)

2015-16

Opponent	Date	GS	Min	FG-FGA	Pct	3FG-FGA	Pct	FT-FTA	Pct	Off	Def	Tot	Avg	PF	FO	A	TO	Blk	Stl	Pts	Avg
Norfolk State	11/14/15	*	28	2-7	.285	1-3	.333	3-4	.750	3	1	4	4.0	2	0	2	1	0	0	8	8.0
Oral Roberts	11/16/15	*	33	4-10	.400	0-2	.000	4-4	1.000	6	7	13	8.5	2	0	2	2	1	0	12	10.0
vs. DePaul	11/20/15																				
vs. TBD	11/21/22/15																				
vs. TBD	11/23/15																				
Lipscomb	11/27/15																				
Western Carolina	11/30/15																				
USF	12/5/15																				
Drexel	12/15/15																				
at Clemson	12/18/15																				
vs. St. John's	12/22/15																				
Francis Marion	12/30/15																				
Memphis	1/2/16																				
at Auburn	1/5/16																				
Vanderbilt	1/9/16																				
at Alabama	1/13/16																				
Missouri	1/16/16																				
at Ole Miss	1/19/16																				
at Tennessee	1/23/16																				
Mississippi State	1/26/16																				
Alabama	1/30/16																				
at Georgia	2/2/16																				
Texas A&M	2/6/16																				
LSU	2/10/16																				
Kentucky	2/13/16																				
at Missouri	2/16/16																				
Florida	2/20/16																				
Tennessee	2/24/16																				
at Mississippi State	2/27/16																				
Georgia	3/3/16																				
at Arkansas	3/5/16																				

CAREER STATISTICS

Season	GP-GS	Min	Avg	FG	FGA	Pct	3FG	3FGA	Pct	FT	FTA	Pct	Off	Def	Tot	Avg	PF	FO	Ast	TO	Blk	Stl	Pts	Avg
2012-13	31-9	606	19.5	57	110	.518	4	20	.200	34	50	.680	50	66	116	3.7	67	1	21	46	15	10	152	4.9
2013-14	34-27	818	24.1	70	126	.556	0	2	.000	50	77	.649	80	95	175	5.1	103	4	12	53	21	31	190	5.6
2014-15	33-0	710	21.5	74	132	.561	9	29	.310	43	59	.729	77	91	168	5.1	82	3	18	34	14	20	200	6.1
2015-16	2-2	61	30.5	6	17	.353	1	5	.200	7	8	.875	9	8	17	8.5	4	0	4	3	1	0	20	10.0
Totals	100-38	2195	22.0	207	385	.538	14	56	.250	134	194	.691	216	260	476	4.8	256	8	55	136	51	61	562	5.6

CAREER SEC STATISTICS

Season	GP-GS	Min	Avg	FG	FGA	Pct	3FG	3FGA	Pct	FT	FTA	Pct	Off	Def	Tot	Avg	PF	FO	Ast	TO	Blk	Stl	Pts	Avg
2013	17-4	255	15.0	16	40	.400	1	7	.143	11	16	.688	14	27	41	2.4	32	0	7	18	2	4	44	2.6
2014	18-11	382	21.2	34	57	.596	0	0	.000	24	36	.667	38	38	76	4.2	58	2	2	23	13	20	92	5.1
2015	18-0	375	20.8	40	72	.556	6	18	.333	19	30	.633	37	42	79	4.4	50	2	9	17	7	6	105	5.8
Totals	53-15	1012	19.1	90	169	.533	7	25	.280	54	82	.659	89	107	196	3.7	140	4	18	58	22	30	241	4.5



#20 - JUSTIN MCKIE

JUNIOR | GUARD | 6'4" | 197 | 2 LETTERS

COLUMBIA, S.C./IRMO

SEASON NOTABLES

- Put up career numbers in every major category as a sophomore, averaging 3.2 points and 1.8 rebounds in 11.3 minutes per game
- Tallied three points and three assists in exhibition vs. Allen
- Saw action in the opener vs. Norfolk State, scoring five points and collecting one rebound

MCKIE'S CAREER HIGHS

Points

Career 12, at Marshall (Dec. 1, 2014)
 Season 5, vs. Norfolk State (Nov. 14, 2015)

Field Goals

Career 5, at Marshall (Dec. 1, 2014)
 Season 1, vs. Norfolk State (Nov. 14, 2015)

Field Goal Attempts

Career 8, at Marshall (Dec. 1, 2014)
 Season 6, vs. Oral Roberts (Nov. 16, 2015)

3-Point Field Goals

Career 2, twice, last vs. UNC Asheville (Nov. 26, 2014)
 Season 1, vs. Norfolk State (Nov. 14, 2015)

3-Point Field Goal Attempts

Career 3, 3x, last vs. Oral Roberts (Nov. 16, 2015)
 Season 3, vs. Oral Roberts (Nov. 16, 2015)

Free Throws

Career 4, vs. Florida (Jan. 7, 2015)
 Season 2, vs. Norfolk State (Nov. 14, 2015)

Free Throw Attempts

Career 4, twice, last vs. Florida (Jan. 7, 2015)
 Season 2, vs. Norfolk State (Nov. 14, 2015)

Rebounds

Career 4, 6x, last vs. Miss. State (Feb. 28, 2015)
 Season 2, vs. Oral Roberts (Nov. 16, 2015)

Assists

Career 2, 3x, last vs. Coker (Dec. 21, 2014)
 Season -

Blocks

Career 1, vs. Oklahoma St. (Dec. 6, 2014)
 Season -

Steals

Career 2, vs. Oklahoma St. (Dec. 6, 2014)
 Season -

Minutes Played

Career 23, vs. Miss. State (Feb. 28, 2015)
 Season 12, vs. Oral Roberts (Nov. 16, 2015)

2015-16

Opponent	Date	GS	Min	FG-FGA	Pct	3FG-FGA	Pct	FT-FTA	Pct	Off	Def	Tot	Avg	PF	FO	A	TO	Blk	Stl	Pts	Avg
Norfolk State	11/14/15		3	1-2	.500	1-2	.500	2-2	1.000	0	1	1	1.0	0	0	0	0	0	0	5	5.0
Oral Roberts	11/16/15		12	0-6	.000	0-3	.000	0-0	.000	1	1	2	1.5	2	0	0	0	0	0	0	2.5
vs. DePaul	11/20/15																				
vs. TBD	11/21/22/15																				
vs. TBD	11/23/15																				
Lipscomb	11/27/15																				
Western Carolina	11/30/15																				
USF	12/5/15																				
Drexel	12/15/15																				
at Clemson	12/18/15																				
vs. St. John's	12/22/15																				
Francis Marion	12/30/15																				
Memphis	1/2/16																				
at Auburn	1/5/16																				
Vanderbilt	1/9/16																				
at Alabama	1/13/16																				
Missouri	1/16/16																				
at Ole Miss	1/19/16																				
at Tennessee	1/23/16																				
Mississippi State	1/26/16																				
Alabama	1/30/16																				
at Georgia	2/2/16																				
Texas A&M	2/6/16																				
LSU	2/10/16																				
Kentucky	2/13/16																				
at Missouri	2/16/16																				
Florida	2/20/16																				
Tennessee	2/24/16																				
at Mississippi State	2/27/16																				
Georgia	3/3/16																				
at Arkansas	3/5/16																				

CAREER STATISTICS

Season	GP-GS	Min	Avg	FG	FGA	Pct	3FG	3FGA	Pct	FT	FTA	Pct	Off	Def	Tot	Avg	PF	FO	Ast	TO	Blk	Stl	Pts	Avg
2013-14	17-0	80	4.7	3	17	.176	1	8	.125	2	4	.500	4	12	16	0.9	8	0	5	5	0	3	9	0.5
2014-15	25-0	282	11.3	26	67	.388	11	36	.306	18	23	.783	11	33	44	1.8	20	0	8	11	3	9	81	3.2
2015-16	2-0	15	7.5	1	8	.125	1	5	.200	2	2	1.000	1	2	3	1.5	2	0	0	0	0	0	5	2.5
Totals	44-0	377	8.6	30	92	.326	13	49	.265	22	29	.759	16	47	63	1.4	30	0	13	16	3	12	95	2.2

CAREER SEC STATISTICS

Season	GP-GS	Min	Avg	FG	FGA	Pct	3FG	3FGA	Pct	FT	FTA	Pct	Off	Def	Tot	Avg	PF	FO	Ast	TO	Blk	Stl	Pts	Avg
2014	9-0	56	6.2	2	11	.182	1	5	.200	0	0	.000	1	9	10	1.1	7	0	5	5	0	2	5	0.6
2015	12-0	130	10.8	5	21	.238	2	11	.182	6	6	1.000	6	12	18	1.5	10	0	1	6	1	2	18	1.5
Totals	21-0	186	8.9	7	32	.219	3	16	.188	6	6	1.000	7	21	28	1.3	17	0	6	11	1	4	23	1.1



#10 - DUANE NOTICE

JUNIOR | GUARD | 6'2" | 218 | 2 LETTERS

WOODBIDGE, ONTARIO, CANADA/ST. THOMAS MORE

SEASON NOTABLES

- Is Carolina's top returning scorer after averaging 11.7 points per game last season, posting 20 double-figure scoring games, including three 20-point performances
- Also team's top returning threat from beyond the arc after hitting 36.3 percent of his attempts from 3 last season
- Scored three points, dished two assists in exhibition vs. Allen
- Scored a team high 14 points off the bench vs. Norfolk State, hitting three 3s and dishing three assists in 20 minutes
- Hit four 3-pointers and scored 18 points in a win over Oral Roberts

NOTICE'S CAREER HIGHS

Points

Career 27, at Marshall (Dec. 1, 2014)
 Season 18, vs. Oral Roberts (Nov. 16, 2015)

Field Goals

Career 10, at Marshall (Dec. 1, 2014)
 Season 6, vs. Oral Roberts (Nov. 16, 2015)

Field Goal Attempts

Career 18, twice, last at LSU (Jan. 28, 2015)
 Season 12, vs. Oral Roberts (Nov. 16, 2015)

3-Point Field Goals

Career 5, vs. Clemson (Dec. 20, 2014)
 Season 4, vs. Oral Roberts (Nov. 16, 2015)

3-Point Field Goal Attempts

Career 11, twice, last at Alabama (Feb. 24, 2015)
 Season 7, vs. Oral Roberts (Nov. 16, 2015)

Free Throws

Career 7, at Arkansas (Feb. 19, 2014)
 Season 3, vs. Norfolk State (Nov. 14, 2015)

Free Throw Attempts

Career 10, at Georgia (Jan. 22, 2014)
 Season 3, vs. Norfolk State (Nov. 14, 2015)

Rebounds

Career 8, vs. Auburn (March 12, 2014)
 Season 4, vs. Oral Roberts (Nov. 16, 2015)

Assists

Career 8, vs. SC State (Jan. 3, 2014)
 Season 3, vs. Norfolk State (Nov. 14, 2015)

Blocks

Career 1, 7x, last vs. Miss. State (Feb. 28, 2015)
 Season -

Steals

Career 3, 3x, last vs. Texas A&M (Feb. 21, 2015)
 Season 2, vs. Oral Roberts (Nov. 16, 2015)

Minutes Played

Career 40, vs. Texas A&M (Feb. 21, 2015)
 Season 27, vs. Oral Roberts (Nov. 16, 2015)

2015-16

Opponent	Date	GS	Min	FG-FGA	Pct	3FG-FGA	Pct	FT-FTA	Pct	Off	Def	Tot	Avg	PF	FO	A	TO	Blk	Stl	Pts	Avg
Norfolk State	11/14/15		20	4-11	.364	3-6	.500	3-3	1.000	1	2	3	3.0	3	0	3	0	0	0	14	14.0
Oral Roberts	11/16/15		27	6-12	.500	4-7	.571	2-2	1.000	1	3	4	3.5	1	0	0	1	0	2	18	16.0
vs. DePaul	11/20/15																				
vs. TBD	11/21/22/15																				
vs. TBD	11/23/15																				
Lipscomb	11/27/15																				
Western Carolina	11/30/15																				
USF	12/5/15																				
Drexel	12/15/15																				
at Clemson	12/18/15																				
vs. St. John's	12/22/15																				
Francis Marion	12/30/15																				
Memphis	1/2/16																				
at Auburn	1/5/16																				
Vanderbilt	1/9/16																				
at Alabama	1/13/16																				
Missouri	1/16/16																				
at Ole Miss	1/19/16																				
at Tennessee	1/23/16																				
Mississippi State	1/26/16																				
Alabama	1/30/16																				
at Georgia	2/2/16																				
Texas A&M	2/6/16																				
LSU	2/10/16																				
Kentucky	2/13/16																				
at Missouri	2/16/16																				
Florida	2/20/16																				
Tennessee	2/24/16																				
at Mississippi State	2/27/16																				
Georgia	3/3/16																				
at Arkansas	3/5/16																				

CAREER STATISTICS

Season	GP-GS	Min	Avg	FG	FGA	Pct	3FG	3FGA	Pct	FT	FTA	Pct	Off	Def	Tot	Avg	PF	FO	Ast	TO	Blk	Stl	Pts	Avg
2013-14	34-22	856	25.2	90	237	.380	21	58	.362	78	116	.672	35	64	99	2.9	72	2	99	89	4	20	279	8.2
2014-15	33-33	987	29.9	127	337	.377	61	168	.363	72	91	.791	20	67	87	2.6	61	0	89	60	4	29	387	11.7
2015-16	2-0	47	23.5	10	23	.435	7	13	.538	5	5	1.000	2	5	7	3.5	4	0	3	1	0	2	32	16.0
Totals	69-55	1890	27.4	227	597	.380	89	239	.372	155	212	.731	57	136	193	2.8	137	2	191	150	8	51	698	10.1

CAREER SEC STATISTICS

Season	GP-GS	Min	Avg	FG	FGA	Pct	3FG	3FGA	Pct	FT	FTA	Pct	Off	Def	Tot	Avg	PF	FO	Ast	TO	Blk	Stl	Pts	Avg
2014	18-14	516	28.7	48	133	.361	8	30	.267	46	71	.648	19	34	53	2.9	41	1	50	58	1	11	150	8.3
2015	17-17	511	30.1	58	184	.315	31	98	.316	24	33	.727	11	33	44	2.6	33	0	43	28	2	10	171	10.1
Totals	35-31	1027	29.3	106	317	.334	39	128	.305	70	104	.673	30	67	97	2.8	74	1	93	86	3	21	321	9.2



#0 - SINDARIUS THORNWELL

JUNIOR | GUARD | 6'5" | 215 | 2 LETTERS

LANCASTER, S.C./OAK HILL ACADEMY (WILSON, VA.)

SEASON NOTABLES

- Enters this season healthy after dealing with knee tendonitis last season
- Has 821 career points entering his junior campaign
- Has scored in double figures in 45 of his 67 career games, including nine 20-point performances
- Led all scorers with 17 points, while collecting three rebounds in exhibition vs. Allen
- Along with Notice, led the team with 14 points, hitting a three and posting a 7-of-9 effort from the free throw line, while also dishing two assists with three steals in opener vs. Norfolk State
- Passed out seven assists without committing a turnover in a win over Oral Roberts

THORNWELL'S CAREER HIGHS

Points

Career 26, at Georgia (Jan. 22, 2014)
 Season 14, vs. Norfolk State (Nov. 14, 2015)

Field Goals

Career 9, 2x, last at Mississippi State (March 8, 2014)
 Season 3, twice, last vs. Oral Roberts (Nov. 16, 2015)

Field Goal Attempts

Career 24, vs. Charlotte (Nov. 21, 2014)
 Season 15, vs. Oral Roberts (Nov. 16, 2015)

3-Point Field Goals

Career 4, twice, last vs. Missouri (March 11, 2015)
 Season 1, twice, last vs. Oral Roberts (Nov. 16, 2015)

3-Point Field Goal Attempts

Career 10, twice, last vs. Charlotte (Nov. 21, 2014)
 Season 4, vs. Oral Roberts (Nov. 16, 2015)

Free Throws

Career 10, twice, last vs. Georgia (Feb. 22, 2014)
 Season 7, vs. Norfolk State (Nov. 14, 2015)

Free Throw Attempts

Career 13, vs. Manhattan (Dec. 17, 2013)
 Season 9, vs. Norfolk State (Nov. 14, 2015)

Rebounds

Career 11, 2x, last at Mississippi State (March 8, 2014)
 Season 4, vs. Norfolk State (Nov. 14, 2015)

Assists

Career 9, vs. Auburn (Feb. 5, 2014)
 Season 7, vs. Oral Roberts (Nov. 16, 2015)

Blocks

Career 2, 6x, last vs. North Carolina A&T (Dec. 30, 2014)
 Season -

Steals

Career 6, vs. UNC Asheville (Nov. 26, 2014)
 Season 3, vs. Norfolk State (Nov. 14, 2015)

Minutes Played

Career 40, vs. Georgia (Feb. 22, 2014)
 Season 32, vs. Oral Roberts (Nov. 16, 2015)

2015-16

Opponent	Date	GS	Min	FG-FGA	Pct	3FG-FGA	Pct	FT-FTA	Pct	Off	Def	Tot	Avg	PF	FO	A	TO	Blk	Stl	Pts	Avg
Norfolk State	11/14/15	*	31	3-9	.333	1-3	.333	7-9	.778	0	4	4	4.0	2	0	2	3	0	3	14	14.0
Oral Roberts	11/16/15	*	32	3-15	.200	1-4	.250	4-6	.667	1	2	3	3.5	1	0	7	0	0	0	11	12.5
vs. DePaul	11/20/15																				
vs. TBD	11/21/22/15																				
vs. TBD	11/23/15																				
Lipscomb	11/27/15																				
Western Carolina	11/30/15																				
USF	12/5/15																				
Drexel	12/15/15																				
at Clemson	12/18/15																				
vs. St. John's	12/22/15																				
Francis Marion	12/30/15																				
Memphis	1/2/16																				
at Auburn	1/5/16																				
Vanderbilt	1/9/16																				
at Alabama	1/13/16																				
Missouri	1/16/16																				
at Ole Miss	1/19/16																				
at Tennessee	1/23/16																				
Mississippi State	1/26/16																				
Alabama	1/30/16																				
at Georgia	2/2/16																				
Texas A&M	2/6/16																				
LSU	2/10/16																				
Kentucky	2/13/16																				
at Missouri	2/16/16																				
Florida	2/20/16																				
Tennessee	2/24/16																				
at Mississippi State	2/27/16																				
Georgia	3/3/16																				
at Arkansas	3/5/16																				

CAREER STATISTICS

Season	GP-GS	Min	Avg	FG	FGA	Pct	3FG	3FGA	Pct	FT	FTA	Pct	Off	Def	Tot	Avg	PF	FO	Ast	TO	Blk	Stl	Pts	Avg
2013-14	34-34	1007	29.6	143	370	.386	37	100	.370	131	178	.736	48	91	139	4.1	100	2	101	106	21	40	454	13.4
2014-15	33-33	1011	30.6	114	335	.340	38	142	.268	101	141	.716	50	111	161	4.9	83	3	73	71	11	43	367	11.1
2015-16	2-2	63	31.5	6	24	.250	2	7	.286	11	15	.733	1	6	7	3.5	3	0	9	3	0	3	25	12.5
Totals	69-69	2081	30.2	263	729	.361	77	249	.309	243	334	.728	99	208	307	4.4	186	5	183	180	32	86	846	12.3

CAREER SEC STATISTICS

Season	GP-GS	Min	Avg	FG	FGA	Pct	3FG	3FGA	Pct	FT	FTA	Pct	Off	Def	Tot	Avg	PF	FO	Ast	TO	Blk	Stl	Pts	Avg
2014	18-18	597	33.2	90	229	.393	21	60	.350	79	105	.752	29	56	85	4.7	55	2	72	75	13	21	280	15.6
2015	18-18	578	32.1	55	180	.306	23	83	.277	58	76	.763	24	52	76	4.2	47	2	39	44	3	19	191	10.6
Totals	36-36	1175	32.6	145	409	.355	44	143	.308	137	181	.757	53	108	161	4.5	102	4	111	119	16	40	471	13.1



#1 MARCUS STROMAN

SOPHOMORE | GUARD | 6'2" | 185 | 1 LETTER

COLUMBIA, S.C./KEENAN

SEASON NOTABLES

- Returns as team's top assist maker after posting 3.1 per game as a freshman last season
- Dished a team-high five assists and collected three steals in exhibition vs. Allen
- Scored five points, with three rebounds and two assists in 17 minutes off the bench vs. Norfolk State

STROMAN'S CAREER HIGHS

Points

Career 10, twice, last at Arkansas (Feb. 3, 2015)

Season 5, vs. Norfolk State (Nov. 14, 2015)

Field Goals

Career 4, vs. Akron (Nov. 23, 2014)

Season 1, vs. Norfolk State (Nov. 14, 2015)

Field Goal Attempts

Career 9, at Arkansas (Feb. 3, 2015)

Season 3, vs. Oral Roberts (Nov. 16, 2015)

3-Point Field Goals

Career 1, vs. Baylor (Nov. 18, 2014)

Season 1, vs. Norfolk State (Nov. 14, 2015)

3-Point Field Goal Attempts

Career 3, twice, last at Arkansas (Feb. 3, 2015)

Season 1, twice, last vs. Oral Roberts (Nov. 16, 2015)

Free Throws

Career 5, vs. Missouri (March 11, 2015)

Season 2, vs. Norfolk State (Nov. 14, 2015)

Free Throw Attempts

Career 6, vs. Cornell (Nov. 20, 2014)

Season 4, vs. Norfolk State (Nov. 14, 2015)

Rebounds

Career 8, vs. Oklahoma St. (Dec. 6, 2014)

Season 3, vs. Norfolk State (Nov. 14, 2015)

Assists

Career 8, vs. Coker (Dec. 21, 2014)

Season 2, vs. Norfolk State (Nov. 14, 2015)

Blocks

Career 1, 3x, last at LSU (Jan. 28, 2015)

Season -

Steals

Career 3, vs. Cornell (Nov. 20, 2014)

Season -

Minutes Played

Career 29, vs. Florida (Jan. 7, 2015)

Season 22, vs. Oral Roberts (Nov. 16, 2015)

2015-16

Opponent	Date	GS	Min	FG-FGA	Pct	3FG-FGA	Pct	FT-FTA	Pct	Off	Def	Tot	Avg	PF	FO	A	TO	Blk	Stl	Pts	Avg
Norfolk State	11/14/15		17	1-1	1.000	1-1	1.000	2-4	.500	1	2	3	3.0	0	0	2	2	0	0	5	5.0
Oral Roberts	11/16/15		22	0-3	.000	0-1	.000	0-0	.000	1	0	1	2.0	1	0	1	0	0	0	0	2.5
vs. DePaul	11/20/15																				
vs. TBD	11/21/22/15																				
vs. TBD	11/23/15																				
Lipscomb	11/27/15																				
Western Carolina	11/30/15																				
USF	12/5/15																				
Drexel	12/15/15																				
at Clemson	12/18/15																				
vs. St. John's	12/22/15																				
Francis Marion	12/30/15																				
Memphis	1/2/16																				
at Auburn	1/5/16																				
Vanderbilt	1/9/16																				
at Alabama	1/13/16																				
Missouri	1/16/16																				
at Ole Miss	1/19/16																				
at Tennessee	1/23/16																				
Mississippi State	1/26/16																				
Alabama	1/30/16																				
at Georgia	2/2/16																				
Texas A&M	2/6/16																				
LSU	2/10/16																				
Kentucky	2/13/16																				
at Missouri	2/16/16																				
Florida	2/20/16																				
Tennessee	2/24/16																				
at Mississippi State	2/27/16																				
Georgia	3/3/16																				
at Arkansas	3/5/16																				

CAREER STATISTICS

Season	GP-GS	Min	Avg	FG	FGA	Pct	3FG	3FGA	Pct	FT	FTA	Pct	Off	Def	Tot	Avg	PF	FO	Ast	TO	Blk	Stl	Pts	Avg
2014-15	28-0	573	20.5	39	104	.375	2	18	.111	41	63	.651	16	57	73	2.6	61	0	87	57	4	22	121	4.3
2015-16	2-0	39	19.5	1	4	.250	1	2	.500	2	4	.500	2	2	4	2.0	1	0	3	2	0	0	5	2.5
Totals	30-0	612	20.4	40	108	.370	3	20	.150	43	67	.642	18	59	76	2.6	62	0	90	59	4	22	126	4.2

CAREER SEC STATISTICS

Season	GP-GS	Min	Avg	FG	FGA	Pct	3FG	3FGA	Pct	FT	FTA	Pct	Off	Def	Tot	Avg	PF	FO	Ast	TO	Blk	Stl	Pts	Avg
2015	13-0	253	19.5	16	49	.327	1	11	.091	16	25	.640	5	17	22	1.7	31	0	34	24	2	10	49	3.8



#5 TEMARCUS BLANTON

R-FRESHMAN | GUARD | 6'5" | 215 | HS

LOCUST GROVE, GA./LUELLA

SEASON NOTABLES

- Returns after suffering a season-ending hip injury which required surgery during the 2014-15 preseason
- Scored seven points in just six minutes in exhibition vs. Allen

BLANTON'S SEASON HIGHS

Points

-

Field Goals

-

Field Goal Attempts

-

3-Point Field Goals

-

3-Point Field Goal Attempts

-

Free Throws

-

Free Throw Attempts

-

Rebounds

-

Assists

1, vs. Norfolk State (Nov. 14, 2015)

Blocks

-

Steals

-

Minutes Played

1, twice, last vs. Oral Roberts (Nov. 16, 2015)

2015-16

Opponent	Date	GS	Min	FG-FGA	Pct	3FG-3FGA	Pct	FT-FTA	Pct	Off	Def	Tot	Avg	PF	FO	A	TO	Blk	Stl	Pts	Avg
Norfolk State	11/14/15	1	0-0	.000	0-0	.000	0-0	.000	0	0	0	0	0.0	1	0	1	0	0	0	0	0.0
Oral Roberts	11/16/15	1	0-0	.000	0-0	.000	0-0	.000	0	0	0	0	0.0	1	0	0	0	0	0	0	0.0
vs. DePaul	11/20/15																				
vs. TBD	11/21/22/15																				
vs. TBD	11/23/15																				
Lipscomb	11/27/15																				
Western Carolina	11/30/15																				
USF	12/5/15																				
Drexel	12/15/15																				
at Clemson	12/18/15																				
vs. St. John's	12/22/15																				
Francis Marion	12/30/15																				
Memphis	1/2/16																				
at Auburn	1/5/16																				
Vanderbilt	1/9/16																				
at Alabama	1/13/16																				
Missouri	1/16/16																				
at Ole Miss	1/19/16																				
at Tennessee	1/23/16																				
Mississippi State	1/26/16																				
Alabama	1/30/16																				
at Georgia	2/2/16																				
Texas A&M	2/6/16																				
LSU	2/10/16																				
Kentucky	2/13/16																				
at Missouri	2/16/16																				
Florida	2/20/16																				
Tennessee	2/24/16																				
at Mississippi State	2/27/16																				
Georgia	3/3/16																				
at Arkansas	3/5/16																				

CAREER STATISTICS

Season	GP-GS	Min	Avg	FG	FGA	Pct	3FG	3FGA	Pct	FT	FTA	Pct	Off	Def	Tot	Avg	PF	FO	Ast	TO	Blk	Stl	Pts	Avg
2015-16	2-0	2	1.0	0	0	.000	0	0	.000	0	0	.000	0	0	0	0.0	2	0	1	0	0	0	0	0.0

CAREER SEC STATISTICS

Season	GP-GS	Min	Avg	FG	FGA	Pct	3FG	3FGA	Pct	FT	FTA	Pct	Off	Def	Tot	Avg	PF	FO	Ast	TO	Blk	Stl	Pts	Avg
2016																								



#23 ERIC COBB

FRESHMAN | FORWARD | 6'9" | 296 | HS

JACKSONVILLE, FLA./ST. FRANCIS ACADEMY (BALTIMORE)

SEASON NOTABLES

- Noted as a true post player who has the ability to play with his back to the basket
- 4-star prospect by several outlets
- Led the team with 14 rebounds, while adding eight points in exhibition vs. Allen
- Saw action vs. Norfolk State, scored two points
- Earned extended playing time with an efficient day against Oral Roberts, with six points and three rebounds in 12 minutes

COBB'S SEASON HIGHS

Points

6, vs. Oral Roberts (Nov. 16, 2015)

Field Goals

3, vs. Oral Roberts (Nov. 16, 2015)

Field Goal Attempts

3, vs. Oral Roberts (Nov. 16, 2015)

3-Point Field Goals

-

3-Point Field Goal Attempts

-

Free Throws

-

Free Throw Attempts

1, vs. Norfolk State (Nov. 14, 2015)

Rebounds

3, vs. Oral Roberts (Nov. 16, 2015)

Assists

-

Blocks

-

Steals

1, vs. Norfolk State (Nov. 14, 2015)

Minutes Played

12, vs. Oral Roberts (Nov. 16, 2015)

2015-16

Opponent	Date	GS	Min	FG-FGA	Pct	3FG-FGA	Pct	FT-FTA	Pct	Off	Def	Tot	Avg	PF	FO	A	TO	Blk	Stl	Pts	Avg
Norfolk State	11/14/15		8	1-1	1.000	0-0	.000	0-1	.000	0	1	1	1.0	2	0	0	1	0	1	2	2.0
Oral Roberts	11/16/15		12	3-3	1.000	0-0	.000	0-0	.000	2	1	3	2.0	1	0	0	1	0	0	8	5.0
vs. DePaul	11/20/15																				
vs. TBD	11/21/22/15																				
vs. TBD	11/23/15																				
Lipscomb	11/27/15																				
Western Carolina	11/30/15																				
USF	12/5/15																				
Drexel	12/15/15																				
at Clemson	12/18/15																				
vs. St. John's	12/22/15																				
Francis Marion	12/30/15																				
Memphis	1/2/16																				
at Auburn	1/5/16																				
Vanderbilt	1/9/16																				
at Alabama	1/13/16																				
Missouri	1/16/16																				
at Ole Miss	1/19/16																				
at Tennessee	1/23/16																				
Mississippi State	1/26/16																				
Alabama	1/30/16																				
at Georgia	2/2/16																				
Texas A&M	2/6/16																				
LSU	2/10/16																				
Kentucky	2/13/16																				
at Missouri	2/16/16																				
Florida	2/20/16																				
Tennessee	2/24/16																				
at Mississippi State	2/27/16																				
Georgia	3/3/16																				
at Arkansas	3/5/16																				

CAREER STATISTICS

Season	GP-GS	Min	Avg	FG	FGA	Pct	3FG	3FGA	Pct	FT	FTA	Pct	Off	Def	Tot	Avg	PF	FO	Ast	TO	Blk	Stl	Pts	Avg
2015-16	2-0	20	10.0	4	4	1.000	0	0	.000	0	1	.000	2	2	4	2.0	3	0	0	2	0	1	10	5.0

CAREER SEC STATISTICS

Season	GP-GS	Min	Avg	FG	FGA	Pct	3FG	3FGA	Pct	FT	FTA	Pct	Off	Def	Tot	Avg	PF	FO	Ast	TO	Blk	Stl	Pts	Avg
2016																								



#2 RAYMOND DOBY

FRESHMAN | FORWARD | 6'6" | 233 | HS

CAHOKIA, ILL./MONTROSE CHRISTIAN SCHOOL

SEASON NOTABLES

- 3-star prospect who will provide size and athleticism in the front court
- Collected one steal and one rebound in exhibition vs. Allen

DOBY'S SEASON HIGHS

Points

-

Field Goals

-

Field Goal Attempts

-

3-Point Field Goals

-

3-Point Field Goal Attempts

-

Free Throws

-

Free Throw Attempts

-

Rebounds

-

Assists

-

Blocks

-

Steals

-

Minutes Played

1, vs. Oral Roberts (Nov. 16, 2015)

2015-16

Opponent	Date	GS	Min	FG-FGA	Pct	3FG-3FGA	Pct	FT-FTA	Pct	Off	Def	Tot	Avg	PF	FO	A	TO	Blk	Stl	Pts	Avg
Norfolk State	11/14/15	-	-	-	-	-	-	-	-	-	-	-	-	-	-	-	-	-	-	-	-
Oral Roberts	11/16/15	1	0-0	.000	0-0	.000	0-0	.000	0	0	0	0.0	1	0	0	0	0	0	0	0	0.0
vs. DePaul	11/20/15																				
vs. TBD	11/21/22/15																				
vs. TBD	11/23/15																				
Lipscomb	11/27/15																				
Western Carolina	11/30/15																				
USF	12/5/15																				
Drexel	12/15/15																				
at Clemson	12/18/15																				
vs. St. John's	12/22/15																				
Francis Marion	12/30/15																				
Memphis	1/2/16																				
at Auburn	1/5/16																				
Vanderbilt	1/9/16																				
at Alabama	1/13/16																				
Missouri	1/16/16																				
at Ole Miss	1/19/16																				
at Tennessee	1/23/16																				
Mississippi State	1/26/16																				
Alabama	1/30/16																				
at Georgia	2/2/16																				
Texas A&M	2/6/16																				
LSU	2/10/16																				
Kentucky	2/13/16																				
at Missouri	2/16/16																				
Florida	2/20/16																				
Tennessee	2/24/16																				
at Mississippi State	2/27/16																				
Georgia	3/3/16																				
at Arkansas	3/5/16																				

CAREER STATISTICS

Season	GP-GS	Min	Avg	FG	FGA	Pct	3FG	3FGA	Pct	FT	FTA	Pct	Off	Def	Tot	Avg	PF	FO	Ast	TO	Blk	Stl	Pts	Avg
2015-16	1-0	1	1.0	0	0	.000	0	0	.000	0	0	.000	0	0	0	0.0	1	0	0	0	0	0	0	0.0

CAREER SEC STATISTICS

Season	GP-GS	Min	Avg	FG	FGA	Pct	3FG	3FGA	Pct	FT	FTA	Pct	Off	Def	Tot	Avg	PF	FO	Ast	TO	Blk	Stl	Pts	Avg
2016																								



#15 PJ DOZIER

FRESHMAN | GUARD | 6'6" | 200 | HS
COLUMBIA, S.C./SPRING VALLEY

SEASON NOTABLES

- Highly-touted recruit and noted as one of the top point guards in the nation in his class
- Rated as the No. 19 overall prospect by ESPN.com
- 2015 McDonald's All-American and 2014-15 Gatorade Player of the Year in the State of South Carolina
- Dished four assists with two steals, seven points and seven rebounds in exhibition vs. Allen
- Earned the start in first-career game vs. Norfolk State, scored seven points with three assists, four rebounds and three steals in 21 minutes

DOZIER'S SEASON HIGHS

Points

7, vs. Norfolk State (Nov. 14, 2015)

Field Goals

3, vs. Norfolk State (Nov. 14, 2015)

Field Goal Attempts

7, vs. Norfolk State (Nov. 14, 2015)

3-Point Field Goals

1, vs. Norfolk State (Nov. 14, 2015)

3-Point Field Goal Attempts

2, vs. Norfolk State (Nov. 14, 2015)

Free Throws

0, vs. Norfolk State (Nov. 14, 2015)

Free Throw Attempts

2, vs. Norfolk State (Nov. 14, 2015)

Rebounds

4, vs. Norfolk State (Nov. 14, 2015)

Assists

3, vs. Norfolk State (Nov. 14, 2015)

Blocks

2, vs. Oral Roberts (Nov. 16, 2015)

Steals

3, vs. Norfolk State (Nov. 14, 2015)

Minutes Played

21, vs. Norfolk State (Nov. 14, 2015)

2015-16

Opponent	Date	GS	Min	FG-FGA	Pct	3FG-FGA	Pct	FT-FTA	Pct	Off	Def	Tot	Avg	PF	FO	A	TO	Blk	Stl	Pts	Avg
Norfolk State	11/14/15	*	21	3-7	.428	1-2	.500	0-2	.000	1	3	4	4.0	3	0	3	1	0	3	7	7.0
Oral Roberts	11/16/15	*	12	0-3	.000	0-1	.000	0-0	.000	0	2	2	3.0	2	0	2	1	2	1	0	3.5
vs. DePaul	11/20/15																				
vs. TBD	11/21/22/15																				
vs. TBD	11/23/15																				
Lipscomb	11/27/15																				
Western Carolina	11/30/15																				
USF	12/5/15																				
Drexel	12/15/15																				
at Clemson	12/18/15																				
vs. St. John's	12/22/15																				
Francis Marion	12/30/15																				
Memphis	1/2/16																				
at Auburn	1/5/16																				
Vanderbilt	1/9/16																				
at Alabama	1/13/16																				
Missouri	1/16/16																				
at Ole Miss	1/19/16																				
at Tennessee	1/23/16																				
Mississippi State	1/26/16																				
Alabama	1/30/16																				
at Georgia	2/2/16																				
Texas A&M	2/6/16																				
LSU	2/10/16																				
Kentucky	2/13/16																				
at Missouri	2/16/16																				
Florida	2/20/16																				
Tennessee	2/24/16																				
at Mississippi State	2/27/16																				
Georgia	3/3/16																				
at Arkansas	3/5/16																				

CAREER STATISTICS

Season	GP-GS	Min	Avg	FG	FGA	Pct	3FG	3FGA	Pct	FT	FTA	Pct	Off	Def	Tot	Avg	PF	FO	Ast	TO	Blk	Stl	Pts	Avg
2015-16	2-2	33	16.5	3	10	.300	1	3	.333	0	2	.000	1	5	6	3.0	5	0	5	2	2	4	7	3.5

CAREER SEC STATISTICS

Season	GP-GS	Min	Avg	FG	FGA	Pct	3FG	3FGA	Pct	FT	FTA	Pct	Off	Def	Tot	Avg	PF	FO	Ast	TO	Blk	Stl	Pts	Avg
2016																								



#4 JAMALL GREGORY

FRESHMAN | GUARD | 6'2" | 202 | HS
 WASHINGTON, D.C./COOLIDGE

SEASON NOTABLES

- Very athletic guard who averaged 21 points per game during his senior season of high school
- Dished three assists in exhibition win vs. Allen

GREGORY'S SEASON HIGHS

Points

-

Field Goals

-

Field Goal Attempts

-

3-Point Field Goals

-

3-Point Field Goal Attempts

-

Free Throws

-

Free Throw Attempts

-

Rebounds

1, vs. Oral Roberts (Nov. 16, 2015)

Assists

-

Blocks

-

Steals

-

Minutes Played

1, vs. Oral Roberts (Nov. 16, 2015)

2015-16


Opponent	Date	GS	Min	FG-FGA	Pct	3FG-FGA	Pct	FT-FTA	Pct	Off	Def	Tot	Avg	PF	FO	A	TO	Blk	Stl	Pts	Avg	
Norfolk State	11/14/15	-	-	-	-	-	-	-	-	-	-	-	-	-	-	-	-	-	-	-	-	-
Oral Roberts	11/16/15	1	0-0	.000	0-0	.000	0-0	.000	0	1	1	1.0	0	0	0	0	0	0	0	0	0.0	
vs. DePaul	11/20/15																					
vs. TBD	11/21/22/15																					
vs. TBD	11/23/15																					
Lipscomb	11/27/15																					
Western Carolina	11/30/15																					
USF	12/5/15																					
Drexel	12/15/15																					
at Clemson	12/18/15																					
vs. St. John's	12/22/15																					
Francis Marion	12/30/15																					
Memphis	1/2/16																					
at Auburn	1/5/16																					
Vanderbilt	1/9/16																					
at Alabama	1/13/16																					
Missouri	1/16/16																					
at Ole Miss	1/19/16																					
at Tennessee	1/23/16																					
Mississippi State	1/26/16																					
Alabama	1/30/16																					
at Georgia	2/2/16																					
Texas A&M	2/6/16																					
LSU	2/10/16																					
Kentucky	2/13/16																					
at Missouri	2/16/16																					
Florida	2/20/16																					
Tennessee	2/24/16																					
at Mississippi State	2/27/16																					
Georgia	3/3/16																					
at Arkansas	3/5/16																					

CAREER STATISTICS

Season	GP-GS	Min	Avg	FG	FGA	Pct	3FG	3FGA	Pct	FT	FTA	Pct	Off	Def	Tot	Avg	PF	FO	Ast	TO	Blk	Stl	Pts	Avg
2015-16	1-0	1	1.0	0	0	.000	0	0	.000	0	0	.000	0	1	1	1.0	0	0	0	0	0	0	0	0.0

CAREER SEC STATISTICS

Season	GP-GS	Min	Avg	FG	FGA	Pct	3FG	3FGA	Pct	FT	FTA	Pct	Off	Def	Tot	Avg	PF	FO	Ast	TO	Blk	Stl	Pts	Avg
2016																								



#31 JARRELL HOLLIMAN

R-SOPHOMORE | FORWARD | 6'7" | 200 | HS

ALPHARETTA, GA./ALPHARETTA/ELMHURST COLLEGE

SEASON NOTABLES

- Walk-on transfer from Elmhurst College
- Saw action in two games at Elmhurst
- Scored two points and collected one steal in exhibition vs. Allen

HOLLIMAN'S SEASON HIGHS

Points

-

Field Goals

-

Field Goal Attempts

-

3-Point Field Goals

-

3-Point Field Goal Attempts

-

Free Throws

-

Free Throw Attempts

-

Rebounds

-

Assists

-

Blocks

-

Steals

-

Minutes Played

1, vs. Oral Roberts (Nov. 16, 2015)

2015-16

Opponent	Date	GS	Min	FG-FGA	Pct	3FG-FGA	Pct	FT-FTA	Pct	Off	Def	Tot	Avg	PF	FO	A	TO	Blk	Stl	Pts	Avg	
Norfolk State	11/14/15	-	-	-	-	-	-	-	-	-	-	-	-	-	-	-	-	-	-	-	-	-
Oral Roberts	11/16/15	1	0-0	.000	0-0	.000	0-0	.000	0	0	0	0	0.0	0	0	0	0	0	0	0	0.0	
vs. DePaul	11/20/15																					
vs. TBD	11/21/22/15																					
vs. TBD	11/23/15																					
Lipscomb	11/27/15																					
Western Carolina	11/30/15																					
USF	12/5/15																					
Drexel	12/15/15																					
at Clemson	12/18/15																					
vs. St. John's	12/22/15																					
Francis Marion	12/30/15																					
Memphis	1/2/16																					
at Auburn	1/5/16																					
Vanderbilt	1/9/16																					
at Alabama	1/13/16																					
Missouri	1/16/16																					
at Ole Miss	1/19/16																					
at Tennessee	1/23/16																					
Mississippi State	1/26/16																					
Alabama	1/30/16																					
at Georgia	2/2/16																					
Texas A&M	2/6/16																					
LSU	2/10/16																					
Kentucky	2/13/16																					
at Missouri	2/16/16																					
Florida	2/20/16																					
Tennessee	2/24/16																					
at Mississippi State	2/27/16																					
Georgia	3/3/16																					
at Arkansas	3/5/16																					

CAREER STATISTICS

Season	GP-GS	Min	Avg	FG	FGA	Pct	3FG	3FGA	Pct	FT	FTA	Pct	Off	Def	Tot	Avg	PF	FO	Ast	TO	Blk	Stl	Pts	Avg
2015-16	1-0	1	1.0	0	0	.000	0	0	.000	0	0	.000	0	0	0	0.0	0	0	0	0	0	0	0	0.0

CAREER SEC STATISTICS

Season	GP-GS	Min	Avg	FG	FGA	Pct	3FG	3FGA	Pct	FT	FTA	Pct	Off	Def	Tot	Avg	PF	FO	Ast	TO	Blk	Stl	Pts	Avg
2016																								



#21 JOHN RAGIN

FRESHMAN | GUARD | 6'2" | 177 | HS
EASTOVER, S.C./CARDINAL NEWMAN

SEASON NOTABLES

- Walk-on from Cardinal Newman High School in Columbia
- Named all-state, all-region, all-conference during his senior season of high school
- Collected two rebounds in exhibition vs. Allen

RAGIN'S SEASON HIGHS

Points

-

Field Goals

-

Field Goal Attempts

-

3-Point Field Goals

-

3-Point Field Goal Attempts

-

Free Throws

-

Free Throw Attempts

-

Rebounds

-

Assists

-

Blocks

-

Steals

-

Minutes Played

-

2015-16

Opponent	Date	GS	Min	FG-FGA	Pct	3FG-FGA	Pct	FT-FTA	Pct	Off	Def	Tot	Avg	PF	FO	A	TO	Blk	Stl	Pts	Avg
Norfolk State	11/14/15	-	-	-	-	-	-	-	-	-	-	-	-	-	-	-	-	-	-	-	-
Oral Roberts	11/16/15	-	-	-	-	-	-	-	-	-	-	-	-	-	-	-	-	-	-	-	-
vs. DePaul	11/20/15	-	-	-	-	-	-	-	-	-	-	-	-	-	-	-	-	-	-	-	-
vs. TBD	11/21/22/15	-	-	-	-	-	-	-	-	-	-	-	-	-	-	-	-	-	-	-	-
vs. TBD	11/23/15	-	-	-	-	-	-	-	-	-	-	-	-	-	-	-	-	-	-	-	-
Lipscomb	11/27/15	-	-	-	-	-	-	-	-	-	-	-	-	-	-	-	-	-	-	-	-
Western Carolina	11/30/15	-	-	-	-	-	-	-	-	-	-	-	-	-	-	-	-	-	-	-	-
USF	12/5/15	-	-	-	-	-	-	-	-	-	-	-	-	-	-	-	-	-	-	-	-
Drexel	12/15/15	-	-	-	-	-	-	-	-	-	-	-	-	-	-	-	-	-	-	-	-
at Clemson	12/18/15	-	-	-	-	-	-	-	-	-	-	-	-	-	-	-	-	-	-	-	-
vs. St. John's	12/22/15	-	-	-	-	-	-	-	-	-	-	-	-	-	-	-	-	-	-	-	-
Francis Marion	12/30/15	-	-	-	-	-	-	-	-	-	-	-	-	-	-	-	-	-	-	-	-
Memphis	1/2/16	-	-	-	-	-	-	-	-	-	-	-	-	-	-	-	-	-	-	-	-
at Auburn	1/5/16	-	-	-	-	-	-	-	-	-	-	-	-	-	-	-	-	-	-	-	-
Vanderbilt	1/9/16	-	-	-	-	-	-	-	-	-	-	-	-	-	-	-	-	-	-	-	-
at Alabama	1/13/16	-	-	-	-	-	-	-	-	-	-	-	-	-	-	-	-	-	-	-	-
Missouri	1/16/16	-	-	-	-	-	-	-	-	-	-	-	-	-	-	-	-	-	-	-	-
at Ole Miss	1/19/16	-	-	-	-	-	-	-	-	-	-	-	-	-	-	-	-	-	-	-	-
at Tennessee	1/23/16	-	-	-	-	-	-	-	-	-	-	-	-	-	-	-	-	-	-	-	-
Mississippi State	1/26/16	-	-	-	-	-	-	-	-	-	-	-	-	-	-	-	-	-	-	-	-
Alabama	1/30/16	-	-	-	-	-	-	-	-	-	-	-	-	-	-	-	-	-	-	-	-
at Georgia	2/2/16	-	-	-	-	-	-	-	-	-	-	-	-	-	-	-	-	-	-	-	-
Texas A&M	2/6/16	-	-	-	-	-	-	-	-	-	-	-	-	-	-	-	-	-	-	-	-
LSU	2/10/16	-	-	-	-	-	-	-	-	-	-	-	-	-	-	-	-	-	-	-	-
Kentucky	2/13/16	-	-	-	-	-	-	-	-	-	-	-	-	-	-	-	-	-	-	-	-
at Missouri	2/16/16	-	-	-	-	-	-	-	-	-	-	-	-	-	-	-	-	-	-	-	-
Florida	2/20/16	-	-	-	-	-	-	-	-	-	-	-	-	-	-	-	-	-	-	-	-
Tennessee	2/24/16	-	-	-	-	-	-	-	-	-	-	-	-	-	-	-	-	-	-	-	-
at Mississippi State	2/27/16	-	-	-	-	-	-	-	-	-	-	-	-	-	-	-	-	-	-	-	-
Georgia	3/3/16	-	-	-	-	-	-	-	-	-	-	-	-	-	-	-	-	-	-	-	-
at Arkansas	3/5/16	-	-	-	-	-	-	-	-	-	-	-	-	-	-	-	-	-	-	-	-

CAREER STATISTICS

Season	GP-GS	Min	Avg	FG	FGA	Pct	3FG	3FGA	Pct	FT	FTA	Pct	Off	Def	Tot	Avg	PF	FO	Ast	TO	Blk	Stl	Pts	Avg
2015-16																								

CAREER SEC STATISTICS

Season	GP-GS	Min	Avg	FG	FGA	Pct	3FG	3FGA	Pct	FT	FTA	Pct	Off	Def	Tot	Avg	PF	FO	Ast	TO	Blk	Stl	Pts	Avg
2016																								



#30 CHRIS SILVA

FRESHMAN | FORWARD | 6'9" | 220 | HS

LIBREVILLE, GABON/ROSELLE (N.J.)

SEASON NOTABLES

- Has only been playing organized basketball for a few years
- Native of Gabon, who played high school basketball in the United States
- Extremely athletic
- A four-star prospect by several outlets, including ESPN.com
- Earned the start in exhibition win vs. Allen, scoring seven points and pulling down 10 rebounds
- Scored 12 points and pulled down a game high nine rebounds, including five on the offensive glass, in first-career game vs. Norfolk State

SILVA'S SEASON HIGHS

Points

12, vs. Norfolk State (Nov. 14, 2015)

Field Goals

2, vs. Norfolk State (Nov. 14, 2015)

Field Goal Attempts

5, vs. Norfolk State (Nov. 14, 2015)

3-Point Field Goals

-

3-Point Field Goal Attempts

-

Free Throws

8, vs. Norfolk State (Nov. 14, 2015)

Free Throw Attempts

12, vs. Norfolk State (Nov. 14, 2015)

Rebounds

9, vs. Norfolk State (Nov. 14, 2015)

Assists

-

Blocks

2, vs. Norfolk State (Nov. 14, 2015)

Steals

1, vs. Norfolk State (Nov. 14, 2015)

Minutes Played

24, vs. Norfolk State (Nov. 14, 2015)

2015-16

Opponent	Date	GS	Min	FG-FGA	Pct	3FG-FGA	Pct	FT-FTA	Pct	Off	Def	Tot	Avg	PF	FO	A	TO	Blk	Stl	Pts	Avg
Norfolk State	11/14/15		24	2-5	.400	0-0	.000	8-12	.667	5	4	9	9.0	3	0	0	3	2	1	12	12.0
Oral Roberts	11/16/15		6	1-2	.500	0-0	.000	0-2	.000	1	2	3	6.0	4	0	0	0	0	0	2	7.0
vs. DePaul	11/20/15																				
vs. TBD	11/21/22/15																				
vs. TBD	11/23/15																				
Lipscomb	11/27/15																				
Western Carolina	11/30/15																				
USF	12/5/15																				
Drexel	12/15/15																				
at Clemson	12/18/15																				
vs. St. John's	12/22/15																				
Francis Marion	12/30/15																				
Memphis	1/2/16																				
at Auburn	1/5/16																				
Vanderbilt	1/9/16																				
at Alabama	1/13/16																				
Missouri	1/16/16																				
at Ole Miss	1/19/16																				
at Tennessee	1/23/16																				
Mississippi State	1/26/16																				
Alabama	1/30/16																				
at Georgia	2/2/16																				
Texas A&M	2/6/16																				
LSU	2/10/16																				
Kentucky	2/13/16																				
at Missouri	2/16/16																				
Florida	2/20/16																				
Tennessee	2/24/16																				
at Mississippi State	2/27/16																				
Georgia	3/3/16																				
at Arkansas	3/5/16																				

CAREER STATISTICS

Season	GP-GS	Min	Avg	FG	FGA	Pct	3FG	3FGA	Pct	FT	FTA	Pct	Off	Def	Tot	Avg	PF	FO	Ast	TO	Blk	Stl	Pts	Avg
2015-16	2-0	30	15.0	3	7	.429	0	0	.000	8	14	.571	6	6	12	6.0	7	0	0	3	2	1	14	7.0

CAREER SEC STATISTICS

Season	GP-GS	Min	Avg	FG	FGA	Pct	3FG	3FGA	Pct	FT	FTA	Pct	Off	Def	Tot	Avg	PF	FO	Ast	TO	Blk	Stl	Pts	Avg
2016																								

THE LAST TIME IN SOUTH CAROLINA BASKETBALL...

AN INDIVIDUAL ...

Scored 20 or more points:	South Carolina: Laimonas Chatkevicius (27), vs. Oral Roberts, Nov. 16, 2015 in Columbia, S.C. Opponent: Obi Emegano (31), Oral Roberts, Nov. 16, 2015 in Columbia, S.C.
Scored 30 or more points:	South Carolina: Brenton Williams (32) at Missouri, Jan. 25, 2014 in Columbia, Mo. Opponent: Obi Emegano (31), Oral Roberts, Nov. 16, 2015 in Columbia, S.C.
Scored 35 or more points:	South Carolina: Brenton Williams (38) vs. Miss. State, March 6, 2013 in Columbia, S.C. Opponent: Michael Frazier II (37), Florida, March 4, 2014 in Columbia, S.C.
Scored 40 or more points:	South Carolina: N/A thru 1992-93 season Opponent: Austin Carr (43), Notre Dame, Dec. 30, 1969 in New Orleans, La.
Collected 20 or more rebounds:	South Carolina: Emmett Hall (23), vs. College of Charleston, Dec. 22, 1993 in Columbia, S.C. Opponent: Ekpe Udoh (20), Baylor, Jan. 2, 2010 in Columbia, S.C.
Collected 15 or more rebounds:	South Carolina: Lakeem Jackson (15), vs. UALR, Nov. 25, 2012 in Puerto Vallarta, Mexico Opponent: Trey James (15), Coker, Dec. 21, 2014 in Columbia, S.C.
Made 12 or more field goals:	South Carolina: Devan Downey (12) vs. Georgia, Jan. 30, 2010 in Columbia, S.C. Opponent: Michael Frazier II (12), Florida, March 4, 2014 in Columbia, S.C.
Made 10 or more field goals:	South Carolina: Duane Notice (10), at Marshall Dec. 1, 2014 in Huntington, W.Va. Opponent: Craig Sword (10), Mississippi State, Feb. 28, 2015 in Columbia, S.C.
Attempted 20 or more field goals:	South Carolina: Sindarius Thornwell (24), vs. Charlotte Nov. 21, 2014 in Charleston, S.C. Opponent: Michael Frazier II (21), Florida, March 4, 2014 in Columbia, S.C.
Attempted 25 or more field goals:	South Carolina: Devan Downey, 25, at Kentucky, Feb. 25, 2010 in Lexington, Ky. Opponent: Kemmy Burgess (Alaska-Anchorage), 26, Nov. 24, 2005 in Anchorage, Alaska
Dished 10 or more assists:	South Carolina: Devan Downey, 11, vs. LSU, March 13, 2008 in Atlanta, Ga. Opponent: 11, Dee Bost, Mississippi State, Feb. 29, 2012 in Columbia, S.C.
Swiped 5 or more steals:	South Carolina: Sindarius Thornwell, 6 vs. UNC Asheville, Nov. 26, 2014 in Columbia, S.C. Opponent: 5, Allen Payne, Auburn, Feb. 26, 2014 in Auburn, Ala.
Blocked 5 or more shots:	South Carolina: Damontre Harris, 5, vs. Georgia, Feb. 15, 2012 in Columbia, S.C. Opponent: Jarell Martin and Jordan Mickey (6), LSU, Jan. 28, 2015 in Baton Rouge, La.
Made 5 or more 3-point field goals:	South Carolina: Duane Notice (5), vs. Clemson Dec. 19, 2014 in Columbia, S.C. Opponent: Charles Oliver (5), Norfolk State, Nov. 14, 2015 in Columbia, S.C.
Attempted 8 or more 3-point field goals:	South Carolina: Duane Notice (8), vs. Ole Miss, March 12, in Nashville, Tenn. Opponent: Charles Oliver (10), Norfolk State, Nov. 14, 2015 in Columbia, S.C.
Made 10 or more free throws:	South Carolina: Tyrone Johnson (13), vs. Mississippi State, Feb. 28, 2015 in Columbia, S.C. Opponent: J.J. Frazier (11), Georgia, Jan. 31, 2015 in Athens, Ga.
Attempted 15 or more free throws:	South Carolina: Tyrone Johnson (15) vs. Mississippi State, Feb. 28, 2015 in Columbia, S.C. Opponent: Shawn Smith (15), Marshall (Dec. 30, 2013) in Columbia, S.C.
Played all 40 minutes of regulation:	South Carolina: Duane Notice, vs. Texas A&M, Feb. 21, 2015 in Columbia, S.C. Opponent: Frank Sullivan, Auburn, Jan. 12, 2013 in Columbia, S.C.
A player hit a last-second shot (within 3 seconds) to win a game:	South Carolina: Tyrone Johnson (Free Throws) vs. Ole Miss, March 12, in Nashville, Tenn. Opponent: Brian Bryant, Mississippi State, Feb. 29, 2012 in Columbia, S.C.
A player had a double-double:	South Carolina: Mindaugas Kacinas (12 points, 13 rebounds), vs. Oral Roberts, Nov. 16, 2015 in Columbia, S.C. Opponent: Yante Maten (13 points, 10 rebounds), Georgia, March 13, 2015, in Nashville, Tenn.
Two or more players had a double-double:	S. Carolina: Michael Carrera (23 points, 10 rebounds) and Lakeem Jackson (11 points, 11 rebounds) at LSU, Jan. 16, 2013 in Baton Rouge, La. Opponent: Alex Oriakhi (18 points, 11 rebounds), Earnest Ross (21 points, 10 rebounds) Missouri, Jan. 22, 2013 in Columbia, Mo.
A player had a triple-double:	South Carolina: Sam Muldrow (16 points, 14 rebounds, 10 blocks) vs. Vanderbilt, Jan. 8, 2011 in Columbia, S.C. <i>*** Only second triple-double in South Carolina history (Chuck Eidson (25 points, 10 rebounds, 10 assists) vs. SC State, Nov. 29, 2002 in Columbia, S.C.</i> Opponent: Daniel Hackett (Southern California - 22 points, 10 rebounds, 10 assists), Nov. 17, 2007 in Columbia, S.C.
Scored 30 or more points in back-to-back games:	South Carolina: Devan Downey, 30 vs. Kentucky, Jan. 26, 2010 in Columbia, S.C. 33 vs. Georgia, Jan. 30, 2010, in Columbia, S.C.
Scored 25 or more points in back-to-back games:	South Carolina: Devan Downey, 33 vs. Georgia, Jan. 30, 2010, in Columbia, S.C. 26 at Tennessee, Feb. 6, 2010 in Knoxville, Tenn.

A TEAM ...

Scored 100 or more points:	South Carolina: 103 vs. The Citadel, Nov. 12, 2007 in Columbia, S.C. Opponent: 107, Vanderbilt, Feb. 17, 1996 in Nashville, Tenn.
Scored 50 points or less:	South Carolina: 46, vs. Florida, March 4, 2014 in Columbia S.C. Opponent: 50, Georgia, Jan. 31, 2015 in Athens, Ga.
Scored 50 points in a half:	South Carolina: 51 (2nd half) vs. Oral Roberts, Nov. 16, 2015 in Columbia, S.C. Opponent: 52 (2nd half) vs. Georgia Jan. 22, 2014 in Athens, Ga.
Failed to score 25 points in a half:	South Carolina: 24 (2nd Half), at Tennessee, March 7, 2015 in Knoxville, Tenn. Opponent: 24 (1st half), Ole Miss, March 12, in Nashville, Tenn.

Collected 50 or more rebounds:	South Carolina: 50, vs. Longwood, Nov. 9, 2013 in Columbia, S.C. Opponent: 52, WKU, Nov. 27, 2010 in Bowling Green, Ky.
Shot 60% or better from the field:	South Carolina: 60.8% (31-51) at Western Carolina, Nov. 18, 2005 in Cullowhee, N.C. Opponent: 69.6% (32-46) Missouri, Feb. 28, 2013 in Columbia, S.C.
Shot 50% or better from the field:	South Carolina: 51.2% (21-41), at Tennessee, March 7, 2015 in Knoxville, Tenn. Opponent: 50.0% (21-42) Alabama, Feb. 24, Tuscaloosa, Ala.
Shot less than 30% from the field:	South Carolina: 27.1% (16-59), vs. Texas A&M, Feb. 21, 2015 in Columbia, S.C. Opponent: 28.6% (16-56), Marshall, Dec. 1, 2014 in Huntington, W.Va.
Shot 50% or better from 3-point range (at least 10 attempts):	South Carolina: 73.3% (11-15), vs. Auburn, March 12, Atlanta, Ga. Opponent 50.0% (7-14), Missouri, Feb. 10, 2015 in Columbia, S.C.
Shot 20% or less from 3-point range (at least 10 attempts):	South Carolina: 15.0% (3-20), at Kentucky, Feb. 14, 2015 in Lexington, Ky. Opponent: 15.4 % (2-13), Arkansas, Feb. 3, 2015 in Fayetteville, Ark.
Dished 20 or more assists:	South Carolina: 20, vs. North Carolina A&T, Dec. 30, 2014 in Columbia, S.C. Opponent: 21, Georgia, Jan. 22, 2014 in Athens, Ga.
Made 35 or more shots:	South Carolina: 35 vs. Elon, Nov. 19, 2010 in Columbia, S.C. Opponent: 35, vs. Tennessee, March 5, 2009 in Columbia, S.C.
Attempted 80 or more shots:	South Carolina: 83 vs. WKU Nov. 27, 2010 in Bowling Green, Ky. Opponent: 83, LSU, Feb. 10, 1996 in Columbia, S.C.
Attempted 70 or more shots:	South Carolina: 72, vs. Providence, Dec. 1, 2011 in Columbia, S.C. Opponent: 71, Arkansas, Feb. 3, 2015 in Fayetteville, Ark.
Made 10 or more 3-pointers:	South Carolina: 11 vs. Auburn, March 12, 2014 in Atlanta, Ga. Opponent: 11, Norfolk State, Nov. 14, 2015 in Columbia, S.C.
Did not make a 3-pointer:	South Carolina: 0, vs. Milwaukee, Nov. 11, 2012 in Columbia, S.C. Opponent: 0, Miss. State, Jan. 9, 2013 in Starkville, Miss.
Attempted 30 or more 3-pointers:	South Carolina: 31 vs. Alabama, Jan. 25, 2012 in Columbia, S.C. Opponent: 32, North Florida, Nov. 14, 2014 in Columbia, S.C.
Attempted 25 or more 3-pointers:	South Carolina: 26 vs. Texas A&M, Feb. 21, 2015 in Columbia, S.C. Opponent: 25, Tennessee, March 7, 2015 in Knoxville, Tenn.
Made 30 or more free throws:	South Carolina: 30 vs. Arkansas, March 13, 2014 in Atlanta, Ga. Opponent: 33, Kentucky, March 1, 2014 in Columbia, S.C.
Attempted 40 or more free throws:	South Carolina: 42, vs. Norfolk State, Nov. 14, 2015 in Columbia, S.C.. Opponent: 42, Kentucky, March 1, 2014 in Columbia, S.C.
Swiped 15 or more steals:	South Carolina: 15 vs. Vanderbilt, Jan. 16, 2010 in Columbia, S.C. Opponent: 17, Florida, March 4, 2014 in Columbia, S.C.
Blocked 12 or more shots:	South Carolina: 12, vs. Vanderbilt, Jan. 8, 2011 in Columbia, S.C. Opponent: 13, LSU, Jan. 28, 2015 in Baton Rouge, La.
Blocked 8 or more shots:	South Carolina: 9, vs. Coker, Dec. 21, 2014 in Columbia, S.C. Opponent: 8, Arkansas, Feb. 3, 2015 in Fayetteville, Ark.
Won by 30 or more points:	South Carolina: 37, vs. North Carolina A&T, Dec. 30, 2014 in Columbia, S.C. Opponent: 34, Kentucky, Feb. 14, 2015 in Lexington, Ky.
Won by 20 or more points:	South Carolina: 37, vs. North Carolina A&T, Dec. 30, 2014 in Columbia, S.C. Opponent: 34, at Kentucky, Feb. 14, 2015 in Lexington, Ky.
Played a single overtime game:	Win: 82-73 at LSU, Jan. 16, 2013 in Baton Rouge, La. Loss: 62-54 at Georgia, Feb. 23, 2013 in Athens, Ga.
Played a double overtime game:	Win: 87-85 vs. WKU, Nov. 27, 2010 in Bowling Green, Ky. Loss: 98-88 vs. Louisville, Feb. 20, 1988 in Columbia, S.C.
South Carolina played a No. 1 Team in the country:	Win: 68-62 vs. Kentucky, Jan. 26, 2010 in Columbia, S.C. Loss: 77-43 loss at Kentucky, Feb. 14, 2015 in Lexington, Ky.
South Carolina played a top-5 opponent:	Win: 68-62 vs. No. 1/1 Kentucky, Jan. 26, 2010 in Columbia, S.C. Loss: 75-36 loss to No. 4/4 Florida, Jan. 30, 2013 in Gainesville, Fla.
South Carolina played a top-10 opponent:	Win: 64-60 vs. No. 9/9 Iowa State, Jan. 3, 2015 in Brooklyn, N.Y. Loss: 58-43 loss vs. Kentucky, Jan. 24, 2015 in Columbia, S.C.
South Carolina played a top-25 opponent:	Win: 64-60 vs. No. 9/9 Iowa State, Jan. 3, 2015 in Brooklyn, N.Y. Loss: 78-74 loss vs. No. 18/18 Arkansas, March 5, 2015 in Columbia, S.C.
South Carolina defeated a ranked opponent:	Home: Win: 72-67 win over No. 17/15 Kentucky, March 1, 2014 in Columbia, S.C. Away: 77-73 at No. 13/19 Vanderbilt, March 6, 2010 in Nashville, Tenn. Neutral: 64-60 vs. No. 9/9 Iowa State, Jan. 3, 2015 in Brooklyn, N.Y. SEC Home: Win: 72-67 win over No. 17/15 Kentucky, March 1, 2014 in Columbia, S.C. SEC Away: 77-73 at No. 13/19 Vanderbilt, March 6, 2010 in Nashville, Tenn. Non-conference away: 85-84 at No. 19/20 Baylor, Jan. 2, 2009 in Waco, Texas
A South Carolina win opened the season:	Home: 81-56, vs. Norfolk State, Nov. 14, 2015 in Columbia, S.C. Away: 81-63 win at Western Carolina, Nov. 12, 2005 in Cullowhee, N.C.
South Carolina opened SEC play:	Neutral: 74-61 win vs. Chaminade, Nov. 19, 2001 in Maui, Hawaii (Maui Invite) Home: 72-68 loss vs. Florida, Jan. 7, 2015 in Gainesville, Fla. Away: 74-58 loss at No. 10/11 Florida, Jan. 8, 2014 in Gainesville, Fla.



South Carolina Basketball
 South Carolina Combined Team Statistics (as of Nov 16, 2015)
 All games

RECORD:	OVERALL	HOME	AWAY	NEUTRAL
ALL GAMES	2-0	2-0	0-0	0-0
CONFERENCE	0-0	0-0	0-0	0-0
NON-CONFERENCE	2-0	2-0	0-0	0-0

##	Player	gp-gs	min	avg	Total		3-Point		F-Throw		Rebounds				pf	dq	a	to	blk	stl	pts	avg
					fg-fga	fg%	3fg-fga	3fg%	ft-fta	ft%	off	def	tot	avg								
14	CHATKEVICIUS, L.	2-2	46	23.0	14-22	.636	2-4	.500	10-14	.714	7	3	10	5.0	5	0	1	0	2	1	40	20.0
10	NOTICE, Duane	2-0	47	23.5	10-23	.435	7-13	.538	5-5	1.000	2	5	7	3.5	4	0	3	1	0	2	32	16.0
00	THORNWELL, Sindari	2-2	63	31.5	6-24	.250	2-7	.286	11-15	.733	1	6	7	3.5	3	0	9	3	0	3	25	12.5
25	KACINAS, Mindaugas	2-2	61	30.5	6-17	.353	1-5	.200	7-8	.875	9	8	17	8.5	4	0	4	3	1	0	20	10.0
30	SILVA, Chris	2-0	30	15.0	3-7	.429	0-0	.000	8-14	.571	6	6	12	6.0	7	0	0	3	2	1	14	7.0
24	CARRERA, Michael	2-2	41	20.5	4-13	.308	1-4	.250	3-4	.750	3	9	12	6.0	4	0	3	2	1	2	12	6.0
23	COBB, Eric	2-0	20	10.0	4-4	1.000	0-0	.000	0-1	.000	2	2	4	2.0	3	0	0	2	0	1	8	4.0
15	DOZIER, PJ	2-2	33	16.5	3-10	.300	1-3	.333	0-2	.000	1	5	6	3.0	5	0	5	2	2	4	7	3.5
01	STROMAN, Marcus	2-0	39	19.5	1-4	.250	1-2	.500	2-4	.500	2	2	4	2.0	1	0	3	2	0	0	5	2.5
20	MCKIE, Justin	2-0	15	7.5	1-8	.125	1-5	.200	2-2	1.000	1	2	3	1.5	2	0	0	0	0	0	5	2.5
04	GREGORY, Jamall	1-0	1	1.0	0-0	.000	0-0	.000	0-0	.000	0	1	1	1.0	0	0	0	0	0	0	0	0.0
02	DOBY, Raymond	1-0	1	1.0	0-0	.000	0-0	.000	0-0	.000	0	0	0	0.0	1	0	0	0	0	0	0	0.0
05	BLANTON, TeMarcus	2-0	2	1.0	0-0	.000	0-0	.000	0-0	.000	0	0	0	0.0	2	0	1	0	0	0	0	0.0
31	HOLLIMAN, Jarrell	1-0	1	1.0	0-0	.000	0-0	.000	0-0	.000	0	0	0	0.0	0	0	0	0	0	0	0	0.0
Team											4	3	7				1					
Total.....		2	400		52-132	.394	16-43	.372	48-69	.696	38	52	90	45.0	41	0	29	19	8	14	168	84.0
Opponents.....		2	400		41-107	.383	15-42	.357	38-46	.826	16	47	63	31.5	58	-	19	31	8	10	135	67.5

TEAM STATISTICS	SC	OPP	Date	Opponent	Score	Att.
SCORING	168	135	11/14/15	NORFOLK STATE	w 84-69	10623
Points per game	84.0	67.5	11/16/15	ORAL ROBERTS	w 84-66	9640
Scoring margin	+16.5	-	* = Conference game			
FIELD GOALS-ATT	52-132	41-107				
Field goal pct	.394	.383				
3 POINT FG-ATT	16-43	15-42				
3-point FG pct	.372	.357				
3-pt FG made per game	8.0	7.5				
FREE THROWS-ATT	48-69	38-46				
Free throw pct	.696	.826				
F-Throws made per game	24.0	19.0				
REBOUNDS	90	63				
Rebounds per game	45.0	31.5				
Rebounding margin	+13.5	-				
ASSISTS	29	19				
Assists per game	14.5	9.5				
TURNOVERS	19	31				
Turnovers per game	9.5	15.5				
Turnover margin	+6.0	-				
Assist/turnover ratio	1.5	0.6				
STEALS	14	10				
Steals per game	7.0	5.0				
BLOCKS	8	8				
Blocks per game	4.0	4.0				
ATTENDANCE	20263	0				
Home games-Avg/Game	2-10132	0-0				
Neutral site-Avg/Game	-	0-0				

Score by Periods	1st	2nd	Totals
South Carolina	73	95	168
Opponents	64	71	135



South Carolina Basketball
South Carolina Team Game-by-Game Comparison (as of Nov 17, 2015)
All games

Opponent	1st	2nd	Score	Mar	Total FG	FG Pct	3-Pointers	3FG Pct	Free Throws	FT Pct	Rebounds	Assist	T/Over	Block	Steal	Fouls
NORFOLK STATE	40/34	44/35	84-69	+15	23-59/19-56	.390/.339	9-22/11-28	.409/.393	29-42/20-23	.690/.870	46/35 +11	15/12	13/18	4/3	9/7	19/35
ORAL ROBERTS	33/30	51/36	84-66	+18	29-73/22-51	.397/.431	7-21/4-14	.333/.286	19-27/18-23	.704/.783	44/28 +16	14/7	6/13	4/5	5/3	22/23

Note: Game totals are displayed in the format TEAM/OPPONENT for each category



South Carolina Basketball
South Carolina Team High/Low Analysis (as of Nov 17, 2015)
All games

South Carolina - TEAM GAME HIGHS

POINTS	84	ORAL ROBERTS (11/16/15)
	84	NORFOLK STATE (11/14/15)
FIELD GOALS MADE	29	ORAL ROBERTS (11/16/15)
	23	NORFOLK STATE (11/14/15)
FIELD GOAL ATTEMPTS	73	ORAL ROBERTS (11/16/15)
	59	NORFOLK STATE (11/14/15)
FIELD GOAL PERCENTAGE	.397 (29-73)	ORAL ROBERTS (11/16/15)
	.390 (23-59)	NORFOLK STATE (11/14/15)
3 PT FIELD GOALS MADE	9	NORFOLK STATE (11/14/15)
	7	ORAL ROBERTS (11/16/15)
3 PT FG ATTEMPTS	22	NORFOLK STATE (11/14/15)
	21	ORAL ROBERTS (11/16/15)
3 PT FG PERCENTAGE	.409 (9-22)	NORFOLK STATE (11/14/15)
	.333 (7-21)	ORAL ROBERTS (11/16/15)
FREE THROWS MADE	29	NORFOLK STATE (11/14/15)
	19	ORAL ROBERTS (11/16/15)
FREE THROW ATTEMPTS	42	NORFOLK STATE (11/14/15)
	27	ORAL ROBERTS (11/16/15)
FREE THROW PERCENTAGE	.704 (19-27)	ORAL ROBERTS (11/16/15)
	.690 (29-42)	NORFOLK STATE (11/14/15)
REBOUNDS	46	NORFOLK STATE (11/14/15)
	44	ORAL ROBERTS (11/16/15)
ASSISTS	15	NORFOLK STATE (11/14/15)
	14	ORAL ROBERTS (11/16/15)
STEALS	9	NORFOLK STATE (11/14/15)
	5	ORAL ROBERTS (11/16/15)
BLOCKED SHOTS	4	ORAL ROBERTS (11/16/15)
	4	NORFOLK STATE (11/14/15)
TURNOVERS	13	NORFOLK STATE (11/14/15)
	6	ORAL ROBERTS (11/16/15)
FOULS	22	ORAL ROBERTS (11/16/15)
	19	NORFOLK STATE (11/14/15)



South Carolina Basketball
South Carolina High/Low Analysis (as of Nov 17, 2015)
All games

Opponent - GAME HIGHS

POINTS	69	NORFOLK STATE (11/14/15)
	66	ORAL ROBERTS (11/16/15)
FIELD GOALS MADE	22	ORAL ROBERTS (11/16/15)
	19	NORFOLK STATE (11/14/15)
FIELD GOAL ATTEMPTS	56	NORFOLK STATE (11/14/15)
	51	ORAL ROBERTS (11/16/15)
FIELD GOAL PERCENTAGE	.431 (22-51)	ORAL ROBERTS (11/16/15)
	.339 (19-56)	NORFOLK STATE (11/14/15)
3 PT FIELD GOALS MADE	11	NORFOLK STATE (11/14/15)
	4	ORAL ROBERTS (11/16/15)
3 PT FG ATTEMPTS	28	NORFOLK STATE (11/14/15)
	14	ORAL ROBERTS (11/16/15)
3 PT FG PERCENTAGE	.393 (11-28)	NORFOLK STATE (11/14/15)
	.286 (4-14)	ORAL ROBERTS (11/16/15)
FREE THROWS MADE	20	NORFOLK STATE (11/14/15)
	18	ORAL ROBERTS (11/16/15)
FREE THROW ATTEMPTS	23	ORAL ROBERTS (11/16/15)
	23	NORFOLK STATE (11/14/15)
FREE THROW PERCENTAGE	.870 (20-23)	NORFOLK STATE (11/14/15)
	.783 (18-23)	ORAL ROBERTS (11/16/15)
REBOUNDS	35	NORFOLK STATE (11/14/15)
	28	ORAL ROBERTS (11/16/15)
ASSISTS	12	NORFOLK STATE (11/14/15)
	7	ORAL ROBERTS (11/16/15)
STEALS	7	NORFOLK STATE (11/14/15)
	3	ORAL ROBERTS (11/16/15)
BLOCKED SHOTS	5	ORAL ROBERTS (11/16/15)
	3	NORFOLK STATE (11/14/15)
TURNOVERS	18	NORFOLK STATE (11/14/15)
	13	ORAL ROBERTS (11/16/15)
FOULS	35	NORFOLK STATE (11/14/15)
	23	ORAL ROBERTS (11/16/15)



South Carolina Basketball
South Carolina High/Low Analysis (as of Nov 17, 2015)
All games

South Carolina - GAME LOWS

POINTS	84	NORFOLK STATE (11/14/15)
	84	ORAL ROBERTS (11/16/15)
FIELD GOALS MADE	23	NORFOLK STATE (11/14/15)
	29	ORAL ROBERTS (11/16/15)
FIELD GOAL ATTEMPTS	59	NORFOLK STATE (11/14/15)
	73	ORAL ROBERTS (11/16/15)
FIELD GOAL PERCENTAGE	.390 (23-59)	NORFOLK STATE (11/14/15)
	.397 (29-73)	ORAL ROBERTS (11/16/15)
3 PT FIELD GOALS MADE	7	ORAL ROBERTS (11/16/15)
	9	NORFOLK STATE (11/14/15)
3 PT FG ATTEMPTS	21	ORAL ROBERTS (11/16/15)
	22	NORFOLK STATE (11/14/15)
3 PT FG PERCENTAGE	.333 (7-21)	ORAL ROBERTS (11/16/15)
	.409 (9-22)	NORFOLK STATE (11/14/15)
FREE THROWS MADE	19	ORAL ROBERTS (11/16/15)
	29	NORFOLK STATE (11/14/15)
FREE THROW ATTEMPTS	27	ORAL ROBERTS (11/16/15)
	42	NORFOLK STATE (11/14/15)
FREE THROW PERCENTAGE	.690 (29-42)	NORFOLK STATE (11/14/15)
	.704 (19-27)	ORAL ROBERTS (11/16/15)
REBOUNDS	44	ORAL ROBERTS (11/16/15)
	46	NORFOLK STATE (11/14/15)
ASSISTS	14	ORAL ROBERTS (11/16/15)
	15	NORFOLK STATE (11/14/15)
STEALS	5	ORAL ROBERTS (11/16/15)
	9	NORFOLK STATE (11/14/15)
BLOCKED SHOTS	4	NORFOLK STATE (11/14/15)
	4	ORAL ROBERTS (11/16/15)
TURNOVERS	6	ORAL ROBERTS (11/16/15)
	13	NORFOLK STATE (11/14/15)
FOULS	19	NORFOLK STATE (11/14/15)
	22	ORAL ROBERTS (11/16/15)



South Carolina Basketball
South Carolina High/Low Analysis (as of Nov 17, 2015)
All games

Opponent - GAME LOWS

POINTS	66	ORAL ROBERTS (11/16/15)
	69	NORFOLK STATE (11/14/15)
FIELD GOALS MADE	19	NORFOLK STATE (11/14/15)
	22	ORAL ROBERTS (11/16/15)
FIELD GOAL ATTEMPTS	51	ORAL ROBERTS (11/16/15)
	56	NORFOLK STATE (11/14/15)
FIELD GOAL PERCENTAGE	.339 (19-56)	NORFOLK STATE (11/14/15)
	.431 (22-51)	ORAL ROBERTS (11/16/15)
3 PT FIELD GOALS MADE	4	ORAL ROBERTS (11/16/15)
	11	NORFOLK STATE (11/14/15)
3 PT FG ATTEMPTS	14	ORAL ROBERTS (11/16/15)
	28	NORFOLK STATE (11/14/15)
3 PT FG PERCENTAGE	.286 (4-14)	ORAL ROBERTS (11/16/15)
	.393 (11-28)	NORFOLK STATE (11/14/15)
FREE THROWS MADE	18	ORAL ROBERTS (11/16/15)
	20	NORFOLK STATE (11/14/15)
FREE THROW ATTEMPTS	23	NORFOLK STATE (11/14/15)
	23	ORAL ROBERTS (11/16/15)
FREE THROW PERCENTAGE	.783 (18-23)	ORAL ROBERTS (11/16/15)
	.870 (20-23)	NORFOLK STATE (11/14/15)
REBOUNDS	28	ORAL ROBERTS (11/16/15)
	35	NORFOLK STATE (11/14/15)
ASSISTS	7	ORAL ROBERTS (11/16/15)
	12	NORFOLK STATE (11/14/15)
STEALS	3	ORAL ROBERTS (11/16/15)
	7	NORFOLK STATE (11/14/15)
BLOCKED SHOTS	3	NORFOLK STATE (11/14/15)
	5	ORAL ROBERTS (11/16/15)
TURNOVERS	13	ORAL ROBERTS (11/16/15)
	18	NORFOLK STATE (11/14/15)
FOULS	23	ORAL ROBERTS (11/16/15)
	35	NORFOLK STATE (11/14/15)



South Carolina Basketball
South Carolina Player High/Low Analysis (as of Nov 17, 2015)
All games

South Carolina - I N D I V I D U A L G A M E H I G H S

Points	27	CHATKEVICIUS, L. vs Oral Roberts (11/16/15)
	18	NOTICE, Duane vs Oral Roberts (11/16/15)
	14	THORNWELL, Sindarius vs Norfolk State (11/14/15)
	14	NOTICE, Duane vs Norfolk State (11/14/15)
	13	CHATKEVICIUS, L. vs Norfolk State (11/14/15)
Field Goals Made	9	CHATKEVICIUS, L. vs Oral Roberts (11/16/15)
	6	NOTICE, Duane vs Oral Roberts (11/16/15)
Field Goal Att.	15	THORNWELL, Sindarius vs Oral Roberts (11/16/15)
	14	CHATKEVICIUS, L. vs Oral Roberts (11/16/15)
FG Pct (min 5 made)	.643 (9-14)	CHATKEVICIUS, L. vs Oral Roberts (11/16/15)
	.625 (5-8)	CHATKEVICIUS, L. vs Norfolk State (11/14/15)
3-Point FG Made	4	NOTICE, Duane vs Oral Roberts (11/16/15)
	3	NOTICE, Duane vs Norfolk State (11/14/15)
3-Point FG Att.	7	NOTICE, Duane vs Oral Roberts (11/16/15)
	6	NOTICE, Duane vs Norfolk State (11/14/15)
3-Pt FG Pct (min 2 made)	.667 (2-3)	CHATKEVICIUS, L. vs Oral Roberts (11/16/15)
	.571 (4-7)	NOTICE, Duane vs Oral Roberts (11/16/15)
Free Throws Made	8	SILVA, Chris vs Norfolk State (11/14/15)
	7	CHATKEVICIUS, L. vs Oral Roberts (11/16/15)
	7	THORNWELL, Sindarius vs Norfolk State (11/14/15)
Free Throw Att.	12	SILVA, Chris vs Norfolk State (11/14/15)
	11	CHATKEVICIUS, L. vs Oral Roberts (11/16/15)
FT Pct (min 3 made)	1.000 (4-4)	KACINAS, Mindaugas vs Oral Roberts (11/16/15)
	1.000 (3-3)	CHATKEVICIUS, L. vs Norfolk State (11/14/15)
	1.000 (3-3)	NOTICE, Duane vs Norfolk State (11/14/15)
Rebounds	13	KACINAS, Mindaugas vs Oral Roberts (11/16/15)
	9	SILVA, Chris vs Norfolk State (11/14/15)
Assists	7	THORNWELL, Sindarius vs Oral Roberts (11/16/15)
	3	NOTICE, Duane vs Norfolk State (11/14/15)
	3	DOZIER, PJ vs Norfolk State (11/14/15)
Steals	3	THORNWELL, Sindarius vs Norfolk State (11/14/15)
	3	DOZIER, PJ vs Norfolk State (11/14/15)
Blocked Shots	2	DOZIER, PJ vs Oral Roberts (11/16/15)
	2	SILVA, Chris vs Norfolk State (11/14/15)
Turnovers	3	SILVA, Chris vs Norfolk State (11/14/15)
	3	THORNWELL, Sindarius vs Norfolk State (11/14/15)
Fouls	4	SILVA, Chris vs Oral Roberts (11/16/15)
	3	CHATKEVICIUS, L. vs Oral Roberts (11/16/15)
	3	CARRERA, Michael vs Oral Roberts (11/16/15)
	3	DOZIER, PJ vs Norfolk State (11/14/15)
	3	NOTICE, Duane vs Norfolk State (11/14/15)
	3	SILVA, Chris vs Norfolk State (11/14/15)
Minutes	33	KACINAS, Mindaugas vs Oral Roberts (11/16/15)
	32	THORNWELL, Sindarius vs Oral Roberts (11/16/15)
	31	THORNWELL, Sindarius vs Norfolk State (11/14/15)
	28	KACINAS, Mindaugas vs Norfolk State (11/14/15)
	27	NOTICE, Duane vs Oral Roberts (11/16/15)



South Carolina Basketball
 South Carolina Opponent High/Low Analysis (as of Nov 17, 2015)
 All games

OPPONENT INDIVIDUAL GAME HIGHS

Points	31		Obi Emegano vs Oral Roberts (11/16/15)
	21		OLIVER, Charles vs Norfolk State (11/14/15)
	16		SHORT, Jeff vs Norfolk State (11/14/15)
	12		Albert Owens vs Oral Roberts (11/16/15)
	10		WADE, Jonathan vs Norfolk State (11/14/15)
Field Goals Made	9		Obi Emegano vs Oral Roberts (11/16/15)
	7		OLIVER, Charles vs Norfolk State (11/14/15)
Field Goal Att.	21		Obi Emegano vs Oral Roberts (11/16/15)
	13		OLIVER, Charles vs Norfolk State (11/14/15)
FG Pct (min 5 made)	.625	(5-8)	Albert Owens vs Oral Roberts (11/16/15)
	.538	(7-13)	OLIVER, Charles vs Norfolk State (11/14/15)
3-Point FG Made	5		OLIVER, Charles vs Norfolk State (11/14/15)
	3		Obi Emegano vs Oral Roberts (11/16/15)
	3		SHORT, Jeff vs Norfolk State (11/14/15)
3-Point FG Att.	10		OLIVER, Charles vs Norfolk State (11/14/15)
	6		Obi Emegano vs Oral Roberts (11/16/15)
	6		SHORT, Jeff vs Norfolk State (11/14/15)
	6		ROBINSON, Zaynah vs Norfolk State (11/14/15)
3-Pt FG Pct (min 2 made)	.500	(5-10)	OLIVER, Charles vs Norfolk State (11/14/15)
	.500	(3-6)	Obi Emegano vs Oral Roberts (11/16/15)
	.500	(3-6)	SHORT, Jeff vs Norfolk State (11/14/15)
Free Throws Made	10		Obi Emegano vs Oral Roberts (11/16/15)
	5		LONG, Alex vs Norfolk State (11/14/15)
	5		SHORT, Jeff vs Norfolk State (11/14/15)
Free Throw Att.	10		Obi Emegano vs Oral Roberts (11/16/15)
	6		LONG, Alex vs Norfolk State (11/14/15)
FT Pct (min 3 made)	1.000	(10-10)	Obi Emegano vs Oral Roberts (11/16/15)
	1.000	(5-5)	SHORT, Jeff vs Norfolk State (11/14/15)
Rebounds	8		DaQuan Jeffries vs Oral Roberts (11/16/15)
	6		Albert Owens vs Oral Roberts (11/16/15)
Assists	6		Aaron Anderson vs Oral Roberts (11/16/15)
	5		ROBINSON, Zaynah vs Norfolk State (11/14/15)
Steals	2		ROBINSON, Zaynah vs Norfolk State (11/14/15)
	2		LONG, Alex vs Norfolk State (11/14/15)
Blocked Shots	4		Albert Owens vs Oral Roberts (11/16/15)
	1		DaQuan Jeffries vs Oral Roberts (11/16/15)
	1		KELLEY, Brian vs Norfolk State (11/14/15)
	1		BUTLER, Jordan vs Norfolk State (11/14/15)
	1		BUNGEI, Preston vs Norfolk State (11/14/15)
Turnovers	3		SHORT, Jeff vs Norfolk State (11/14/15)
	3		KELLEY, Brian vs Norfolk State (11/14/15)
	3		LONG, Alex vs Norfolk State (11/14/15)
	3		TAYLOR, D'Shon vs Norfolk State (11/14/15)
Fouls	5		Aaron Anderson vs Oral Roberts (11/16/15)
	5		Brandon Conley vs Oral Roberts (11/16/15)
	5		WADE, Jonathan vs Norfolk State (11/14/15)
	5		TAYLOR, D'Shon vs Norfolk State (11/14/15)
	5		SHORT, Jeff vs Norfolk State (11/14/15)