

SOUTH CAROLINA WOMEN'S BASKETBALL



Be the Change.

Game Information

Date: Thursday, January 9, 2014, 7 p.m.
Site: Columbia, S.C. • Colonial Life Arena (18,000)
Tickets: \$7 adult, \$4 youth (17 and under)
TV: None
Radio: WNKT 107.5 FM/WISW 1320 AM (Brad Muller); GamecocksOnline.com
Live Video: GamecocksOnline.com
Live Stats: GamecocksOnline.com

South Carolina Gamecocks 14-1, 2-0 SEC

Ranking: 10/11 (AP/Coaches)
Head Coach: Dawn Staley
Record at SC: 106-67 (6th)
Career Rec.: 278-147 (14th)
vs. Kentucky: 4-8
Top Scorer: Mitchell (15.4 ppg)
Top Rebounder: Coates (7.7 rpg)



vs.



Kentucky Wildcats 13-2, 1-1 SEC

Ranking: 9/10 (AP/Coaches)
Head Coach: Matthew Mitchell
Record at UK: 157-64 (7th)
Career Rec.: 187-93 (9th)
vs. SC: 8-4
Top Scorer: Stallworth (13.2 ppg)
Top Rebounder: Walker (9.7 rpg)

Series History: UK leads 31-19
In Columbia: SC leads 14-9
In Lexington: UK leads 19-5
Neutral Site: UK leads 3-0

2013-14 Schedule

Nov. 1	North Greenville (Exh.)	W, 96-35
Nov. 8	Charleston Southern	W, 99-29
Nov. 10	Louisiana Tech	W, 68-45
Nov. 14	C. of Charleston (FSSO)	W, 81-54
Nov. 17	Seton Hall	W, 88-67
Nov. 20	at Clemson	W, 68-43
Nov. 23	at San Diego State	W, 88-54
Nov. 25	at Southern Cal (Pac-12)	W, 70-50
Dec. 2	NC Central (FSSO)	W, 79-27
Dec. 8	at Charlotte	W, 76-61
<i>Carolinas Challenge</i>		
Dec. 18	vs. #14/13 North Carolina	L, 66-74
Dec. 20	Winthrop	W, 69-61
Dec. 22	SC State (FSSO)	W, 70-26
Dec. 28	Savannah State (FSSO)	W, 82-40
Jan. 2	at Arkansas*	W, 55-51
Jan. 5	Vanderbilt* (ESPNU)	W, 76-66
Jan. 9	#9/10 Kentucky*	7 p.m.
Jan. 12	at Auburn* (SPSO)	2:30 p.m.
Jan. 16	at Texas A&M* (FSSW)	8 p.m.
Jan. 19	Alabama*	3 p.m.
Jan. 26	at Vanderbilt* (ESPN2)	2 p.m.
Jan. 30	Mississippi*	7 p.m.
Feb. 2	Missouri*	3 p.m.
Feb. 6	at Mississippi State*	8 p.m.
Feb. 9	Arkansas* (SECTV)	2 p.m.
Feb. 16	at LSU* (ESPN2)	3:30 p.m.
Feb. 20	at Kentucky* (FSSO)	7 p.m.
Feb. 23	Florida* (SPSO)	1 p.m.
Feb. 27	Georgia*	7 p.m.
Mar. 2	at Tennessee* (ESPNU)	2:30 p.m.

* indicates SEC game

All Times Listed as Eastern and are subject to change
 Television outlet listed in parentheses – FSSO is Fox Sports
 South/Fox Sports Carolinas; SPSO is SportSouth; FSSW
 is Fox Sports Southwest; SECTV is SEC over-the-air
 syndicated package













South Carolina Notables

- This is the Gamecocks' 40th season as a varsity sport, the sixth with head coach Dawn Staley at the helm. It is South Carolina's 23rd season in the SEC.
- South Carolina opened SEC play 2-0 for just the third time since joining the league in 1991-92, but two of those seasons have been in the last three campaigns – 2011-12 and 2013-14.
- The Gamecock offense is built from the inside-out, and South Carolina has found success in both areas. The Gamecocks have scored 38.0 points per game in the paint – just over 50 percent of their 75.7 points per game overall – and are shooting 34.7 percent from 3-point range, which is the best mark since 2009-10. Sophomore guard Tiffany Mitchell is the team's top scorer at 15.4 points per game, to rank ninth in the SEC, but three post players also average double figures – Aleighsa Welch (13.7 ppg, 15th in SEC), Alaina Coates (12.4, 23rd in SEC) and Elem Ibiam (10.2).
- Center Alaina Coates earned SEC Freshman of the Week honors after kicking off her debut SEC season with a pair of double-doubles last week, including a career-high 24 points against Vanderbilt. She is the only freshman to rank among the league's top 20 rebounders and top 25 scorers.

Tale of the Tape

Kentucky				South Carolina			
Overall	SEC Rank	SEC Only	SEC Rank	Overall	SEC Rank	SEC Only	SEC Rank
13-2		1-1		Overall Record	14-1		2-0
7-2		0-1		Home Record	9-0		1-0
5-2		1-0		Away Record	5-0		1-0
1-0				Neutral Record	0-1		
92.4.....1st	79.0	5th		Points Per Game	75.7	8th	65.5.....11th
68.3.....11th	73.0	7th		Opp. Points Per Game	49.7	2nd	58.5.....2nd
.457.....3rd	.415	9th		Field Goal %age	.489	1st	.469.....4th
.397.....11th	.442	8th		Opp. Field Goal %age	.334	3rd	.315.....1st
.356.....5th	.381	7th		3-Pt. Field Goal %age	.347	7th	.417.....5th
.273.....7th	.296	4th		Opp. 3-Pt. Field Goal %age	.257	3rd	.355.....8th
.669.....9th	.6667	13th		Free Throw %age	.649	12th	.739.....8th
19.0.....	15.0			FTs Made Per Game	18.4		17.0.....
46.6.....2nd	37.0	8th		Rebounds Per Game	40.9	9th	40.0.....5th
+8.5.....T-3rd	-3.5	10th		Rebounding Margin	+10.6	2nd	+6.5.....3rd
16.6.....6th	16.0	4th		Assists Per Game	16.3	7th	14.5.....T-7th
+8.2.....2nd	+5.5	3rd		Turnover Margin	+2.6	8th	-6.5.....14th
12.8.....1st	9.5	2nd		Steals Per Game	7.7	12th	5.0.....T-12th
3.1.....12th	3.0	T-9th		Blocks Per Game	6.4	1st	9.5.....1st

2013-14 South Carolina Media Roster

0		India Farmer 6-0 • Freshman • Forward • N. Myrtle Beach, S.C. PPG 0.4 RPG 0.6 APG 0.0 FG% .200 FT% —	LAST GAME: 1 blk in 4 min vs. Savannah St. NOTABLE: Has played in seven games ... First career points and rebounds came against NC Central ... Named Toast of the Coast Player of the Year by <i>The Sun News</i> and earned all-state honors as a senior.	Career Highs Pts: 3 vs. NC Central 12/2/13 Reb: 3 vs. NC Central 12/2/13 A: — S: — Min: 11 vs. NC Central 12/2/13
2		Olivia Gaines 5-7 • Junior • Guard • Chester, S.C. PPG 2.5 RPG 1.9 APG 1.8 FG% .550 FT% .733	LAST GAME: 2 pts, 2 assts, 1 stl vs. Vandy NOTABLE: Has gained confidence and minutes in last five games ... Aggressive defender ... Named 2013 Junior/Community College Player of the Year by WBCA ... Helped team to 2013 NJCAA Division II national title.	Career Highs Pts: 7 vs. Savannah St., 12/28/13 Reb: 5 vs. NC Central 12/2/13 A: 5 vs. Char. Sthrn., 11/8/13 S: 3 vs. Char. Sthrn., 11/8/13 Min: 19 vs. Sav. St., 12/28/13
5		Khadijah Sessions 5-8 • Sophomore • Guard • Myrtle Beach, S.C. <i>kuh-DEE-zhuh SESH-uns</i> PPG 8.2 RPG 1.5 APG 3.8 FG% .371 FT% .667	LAST GAME: 4 pts, 1 assts, 2 stls vs. UNC NOTABLE: Has not played last 5 games due to ankle injury ... Assist leader 4 times, has 4 double-figure scoring games and 4 games of 5+ assists ... aggressive point guard, building on leadership skills ... Voted a team captain.	Career Highs Pts: 19 vs. Auburn, 2/3/13 Reb: 5 at Florida, 1/20/13 A: 6 vs. NC Central 12/2/13 S: 4, 2x, at San Diego St., 11/23/13 Min: 37 at USC, 11/25/13
12		Wilka Montout 6-3 • Senior • Forward • Cayenne, French Guiana <i>WIL-kuh mawn-TOO</i> PPG 1.8 RPG 2.7 APG 0.3 FG% .265 FT% .200	LAST GAME: 17 min vs. Savannah State NOTABLE: Career-high 8 rebs vs CoFC ... Netted 7 pts in season opener, including a 3-pointer ... Rangy forward who can stretch defenses with her shooting touch ... averaged 10.1 minutes last season, playing in 29 of 33 games.	Career Highs Pts: 12 vs. LA Tech, 11/12/12 Reb: 8 vs. CoFC, 11/14/13 B: 2, 2x, vs. CSU, 11/8/13 S: 1, 4x, vs. CSU, 11/8/13 Min: 24 vs. Sav. State, 11/15/12
15		Tiffany Davis 5-7 • R-Freshman • Guard • Houston, Texas PPG 2.9 RPG 1.5 APG 1.3 FG% .394 FT% .500	LAST GAME: 3 pts, 2 assts, 1 to vs. Vandy NOTABLE: Started last five games, showing steady improvement running team ... Learning how to get team organized on both ends and spot up for open shots on offense ... Good shooter ... Fully recovered from knee surgery last fall.	Career Highs Pts: 8 vs. Savannah St., 12/28/13 Reb: 6 at Arkansas, 1/2/14 A: 3, 4x, vs. SC St., 12/22/13 S: 5 vs. Elon, 11/9/12 Min: 30 at Arkansas, 1/2/14
21		LeAnna Morrison 5-5 • R-Sophomore • Guard • Monck's Corner, S.C. PPG 0.7 RPG 0.7 APG 0.3 FG% .111 FT% .625	LAST GAME: 1 pt, 2 rebs vs. Savannah State NOTABLE: Has played in 11 games ... Hit first career field goal against NC Central ... Ran track for two seasons at Charlotte ... Named 2011 All-Lowcountry Female Athlete of the Year by <i>The Post & Courier</i> .	Career Highs Pts: 3 vs. NC Central 12/2/13 Reb: 2, 2x, vs. Sav. St., 12/28/13 A: 1, 3x, at San Diego St., 11/23/13 S: 1 vs. Seton Hall, 11/17/13 Min: 12 vs. NC Central 12/2/13
23		Tina Roy 5-11 • R-Sophomore • Guard • Kaplan, La. PPG 3.7 RPG 2.2 APG 1.8 FG% .268 FT% .800	LAST GAME: 3 pts, 3 assts, 3 rebs vs. Vandy NOTABLE: Great all-around game vs. Vandy, earning career-high minutes ... Drew 1st career start at Charlotte ... Fully recovered from knee surgery in August 2012 ... Capable of playing point guard.	Career Highs Pts: 15 vs. Presby, 11/27/11 Reb: 6 vs. NC Central, 12/2/13 A: 7 vs. Char. Sthrn., 11/8/13 S: 3 at Charlotte 11/27/11 Min: 31 vs. Vandy, 1/5/14
24		Aleighsa Welch 6-0 • Junior • Forward • Goose Creek, S.C. <i>uh-LEE-sub Welch</i> PPG 13.7 RPG 7.0 APG 2.1 FG% .658 FT% .618	LAST GM: 9 pts, 3 rebs, 3 assts vs. Vandy NOTABLE: Leads SEC and is 3rd in nation in FG %age ... 15th in SEC in scoring, 13th in rpg, 14th in bpg ... 3 dbl-dbls ... Good vision, passer ... Named to Naismith Early Season Watch List and preseason All-SEC 1st Team ... Voted team captain.	Career Highs Pts: 23 vs. N. Carolina, 12/18/13 Reb: 17 vs. CoFC, 11/14/13 A: 5 vs. Savannah St., 12/28/13 S: 3, 4x, at Charlotte, 12/8/13 Min: 42 vs. Drexel, 11/28/12
25		Tiffany Mitchell 5-9 • Sophomore • Guard • Charlotte, N.C. PPG 15.4 RPG 4.9 APG 3.5 FG% .540 FT% .722	LAST GAME: 19 pts, 4 rebs, 4 assts, 3 stls vs. VU NOTABLE: Scored in double figures 14 times this season ... Ranks 9th in SEC in ppg, 14th in assists and FT %age, 4th in steals (2.4), 15th in A:TO ratio ... Posted first double-double of season at Arkansas with 16 pts and career-high 11 rebs.	Career Highs Pts: 22 at USC, 11/25/13 Reb: 11, 5x, at Arkansas, 1/2/14 A: 9 at San Diego St., 11/23/13 S: 5, 4x, vs. Sav. State, 12/28/13 Min: 36, 5x, vs. Vandy, 1/5/14
31		Asia Dozier 6-0 • Sophomore • Guard/Forward • Columbia, S.C. <i>Asia DOE-zhur</i> PPG 7.8 RPG 2.9 APG 2.5 FG% .387 FT% .682	LAST GAME: 5 pts, 5 assts vs. Vandy NOTABLE: Scored in double figures five times ... Good all-around games in SEC play so far, averaging 5.0 assts and 7.0 pts ... Played 40 min at Arkansas at variety of positions ... Earned starting spot with efficiency of play in preseason.	Career Highs Pts: 16, 2x, last at SDSU, 11/23/13 Reb: 10 vs. Elon, 11/9/12 A: 5, 5x, vs. Vandy, 1/5/14 S: 2, 5x, at Charlotte, 12/8/13 Min: 40 at Arkansas, 1/2/14
33		Elem Ibiam 6-4 • Junior • Center • Fayetteville, Ga. <i>ELL-um IB-ee-um</i> PPG 10.2 RPG 6.6 BPG 2.3 FG% .542 FT% .685	LAST GAME: 11 pts, 8 rebs, 2 blks vs. Vandy NOTABLE: Is 2nd in SEC and 41st in nation in blocks, 19th in SEC in rpg ... Netted 10+ pts 9 times and blocked at least 3 shots 7 times ... Averaged 7.8 rebs over last five games ... Having breakthrough season ... Voted a team captain.	Career Highs Pts: 19, 2x, at Charlotte, 12/8/13 Reb: 11 vs. Elon, 11/9/12 B: 5, 3x, vs. CSU, 11/8/13 S: 2, 4x, vs. UNC, 12/18/13 Min: 33 vs. UNC, 12/18/13
41		Alaina Coates 6-4 • Freshman • Center • Irmo, S.C. <i>uh-LAY-nuh COATS</i> PPG 12.4 RPG 7.7 BPG 2.1 FG% .660 FT% .633	LAST GAME: 24 pts, 10 rebs, 3 blks vs. Vandy NOTABLE: Has 5 dbl-dbls and 4 20-pt gms ... Only freshman among SEC's top 20 ppg and rpg ... In SEC, ranks 9th in rpg, 23rd in ppg, 3rd in blks ... Avg. 18.8 pts, 9.8 rebs, 3.5 blks over last 4 gms ... Had HS jersey retired Jan. 7.	Career Highs Pts: 24 vs. Vanderbilt, 1/5/14 Reb: 14 vs. CoFC, 11/14/13 B: 5 at Arkansas, 1/2/14 S: 2 at Clemson, 11/20/13 Min: 28 vs. Vanderbilt, 1/5/14

Starter

Reserve

Quick Facts

The University

Location: Columbia, S.C.

Founded: 1801

Enrollment: 31,288

Colors: Garnet (PMS 202C) and Black

Nickname: Gamecocks

Conference: Southeastern

President: Dr. Harris Pastides

Athletics Director: Ray Tanner

Facility: Colonial Life Arena (18,000)

Coaching Staff

Head Coach: Dawn Staley

Alma Mater: Virginia, 1992

Overall Record: 278-147 (14th season)

School Record: 106-67 (6th season)

Assoc. Head Coach (Alma Mater):

Lisa Boyer (Ithaca, 1972)

Assistant Coaches (Alma Mater):

Nikki McCray (Tennessee, 1995)

Darius Taylor (Michigan, 2000)

Team Information

2012-13 Record: 25-8

Home: 13-3 Away: 7-3 Neutral: 5-2

SEC Record (Finish): 11-5 (T-4th)

Home: 6-2 Away: 5-3

Letterwinners Returning/Lost: 6/3

Starters Returning/Lost: 2/3

Program History

First Year of Women's Basketball: 1974-75

All-Time Record: 686-496 (40th season)

All-Time SEC Record: 104-197 (23rd season)

NCAA Appearances (Last): 10 (2013)

NCAA Tournament Record: 11-10

Last NCAA Result: L, 69-75, Kansas, Boulder, Colo., 3/25/13, Second Round

WNIT Appearances (Last): 4 (2011)

WNIT Record: 3-4

Media Relations

Women's Basketball Contact: Diana Koval

Office: 803.777.7977

Cell: 314.369.6050

Email: dkoval@mailbox.sc.edu

Press Row Phone: 803.777.6182

Athletics Department on the Web

Website: GamecocksOnline.com

Twitter: @GamecocksOnline

Facebook: Facebook.com/GamecocksOnline

YouTube: YouTube.com/GamecocksOnline

Women's Basketball on Twitter

Team: @GamecockWBB

Head Coach: @DawnStaley

A South Carolina Win Would...

- Be the Gamecocks' second-straight over Kentucky in Colonial Life Arena.
- Give the Gamecocks a 3-0 SEC record for the second time in the last three seasons.

By the Numbers

- 1 Team with three players ranked among the SEC's top 15 in blocked shots – South Carolina (Elem Ibiam, 2.3, 2nd; Alaina Coates, 2.1, 3rd; Aleighsa Welch, 1.0, 14th)
- 1 Gamecock freshman in school history to post double-doubles in her first two SEC games – Alaina Coates
- 1.4 Average places by which the SEC coaches have under-rated South Carolina in their preseason poll compared to where the Gamecocks actually finished the season in the Dawn Staley era (five seasons)
- 2 Categories in which South Carolina leads the SEC and ranks fourth in the nation – blocked shots per game (6.4) and field goal percentage (.489)
- 2 SEC teams to win their conference games at home on Sunday – South Carolina and Texas A&M
- 3 Gamecocks who rank among the SEC's top 25 scorers – joining Ole Miss and Tennessee as the only teams with that many entries
- 5 Different Gamecocks who have been the team's high scorer in a game this season – Alaina Coates (Charleston Southern, at San Diego State, SC State, Vanderbilt), Aleighsa Welch (LA Tech, at Clemson, vs. UNC), Asia Dozier (CofC), Elem Ibiam (Seton Hall, Charlotte) and Tiffany Mitchell (at USC, NC Central, Winthrop, Savannah St., at Arkansas)
- 7 Individual 20-point games this season by the Gamecock – four by Alaina Coates (CSU, at SDSU, SC State, Vandy), two by Tiffany Mitchell (at USC, Winthrop) and one by Aleighsa Welch (vs. UNC)
- 8 Games in which South Carolina has shot at least 50.0 percent from the field this season after reaching the mark just 12 times in the previous five seasons under Staley
- 9 Games this season in which South Carolina has scored at least 50.0 percent of its points in the paint, including scoring 70 of 99 points against Charleston Southern (Nov. 8) inside
- 10 Opponents who have been held to 55 or fewer points by the Gamecocks this season, helping the Gamecocks rank third in the nation in scoring defense (49.9 ppg)
- 11 Shots blocked by South Carolina at Arkansas (Jan. 2), the most against an SEC team in school history – freshman Alaina Coates (5) and junior Aleighsa Welch (4) combined for nine of those, including seven in the second half
- 14 Games in South Carolina history that included two top-10 teams – the Gamecocks are 6-8 in those games
- 34 Weeks in which the Gamecocks have ranked 10th or higher in the Associated Press poll all-time, including three this season. South Carolina's best ever ranking was No. 2, which it held for three weeks in December 1981.
- 61.6 Percent of field goals made this season that have been assisted – with five games of at least 70.0 percent of field goals assisted

Kentucky Series Notes

The Wildcats lead the series 31-9 after the teams split last season's two games, each winning in its home court. In Columbia, the Gamecocks are 14-9 against the Wildcats, including wins in three of the last four meetings at Colonial Life Arena.

In the last two seasons, the average margin of victory between South Carolina and Kentucky is 5.0 points with none of the four games decided by more than eight points. In the last three seasons, the winning team has escaped by just an average of 7.7 points with just one game resulting in a double-digit win.

Current Gamecock Streaks

	Total	Home	Road	Neut.
Overall	W5	W11	W5	L2
SEC	W3	W3	W1	—
Non-Conference	W3	W10	W7	L2
Ranked Teams	L4	L1	L2	L4

Gamecocks in the Rankings

(as of 1/5)

Team	SEC	NCAA	Actual
Scoring Offense	8	53	75.7
Scoring Defense	2	3	49.9
Scoring Margin	2	6	+25.8
Field Goal Percentage	1	4	.489
Field Goal %age Def.	3	12	.334
3-Point FG %age	7	66	.347
3-Point FG %age Def.	3	18	.257
3-Point FG Made/Gm.	10	241	4.5
Free Throw Percentage	12	264	.649
Rebounding Offense	9	—	40.9
Rebounding Defense	1	—	30.3
Rebounding Margin	2	14	+10.6
Assists	7	50	16.3
Steals	12	174	7.7
Turnover Margin	8	77	+2.6
Turnovers	—	27	13.4
Assist-to-Turnover Ratio	2	23	1.2
Blocked Shots	1	4	6.4

Alaina Coates	SEC	NCAA	Actual
Scoring	23	—	12.4
Rebounding	9	189	7.7
Blocks	T-3	48	2.1

Elem Ibiam	SEC	NCAA	Actual
Rebounding	19	—	6.6
Blocks	2	41	2.3

Tiffany Mitchell	SEC	NCAA	Actual
Scoring	9	205	15.4
Assists	T-14	239	3.5
FT %age	14	—	.722
Steals	4	71	2.4
A-to-TO Ratio	15	178	1.4

Aleighsa Welch	SEC	NCAA	Actual
Scoring	15	—	13.7
Rebounding	T-13	—	7.0
FG Percentage	1	3	.658
Blocks	14	227	1.0
Off. Rebounds	T-7	—	2.9

Staley in the Hall of Fame

Head coach Dawn Staley was enshrined in the Naismith Memorial Basketball Hall of Fame this fall, becoming just the 15th female player to earn the honor based on her individual merits (not as part of a team enshrinement).

Staley's career shone in an era that spawned two professional women's basketball leagues in the United States and forever changed the dreams of the nation's top female players. On the international stage, she collected three Olympic gold medals (1996, 2000, 2004) and was twice named the USA Basketball Female Athlete of the Year (1994, 2004). In the U.S. she turned national high school player of the year honors into a career at Virginia that yielded three All-America seasons, including a 1991 campaign that ended with being named national player of the year. On the professional level, Staley was a five-time WNBA All-Star who was named to the All-Decade Team and one of the 15 most influential players in league history.

Welch Watch on Record Book

South Carolina junior forward Aleighsa Welch has proven to be one of the best offensive rebounders in Gamecock history. She is one of just four Gamecocks all-time to record multiple seasons with at least 100 offensive rebounds, including her 131 O-board mark last season, which ranks second in school history.

In just her third season, Welch already ranks among the program's top 10 in career offensive rebounds.

	Gm	ORebs
1. Marsha Williams (1990-93)	116	427
2. Annie Lester (1997-00)	110	348
3. Jocelyn Penn (1999-03)	117	345
4. Ashley Bruner (2010-13)	128	338
5. Aleighsa Welch (2012-present)	81	279
6. Demetress Adams (2006-09)	112	274
7. Petra Ujhelyi (2000-03)	119	255
8. Michelle Murray (1990-93)	96	254
9. Charenee Stephens (2009-12)	110	253
10. Melanie Johnson (2004-07)	89	237

Last season, then-No. 18 South Carolina defeated the fifth-ranked Wildcats 55-50 at Colonial Life Arena on Jan. 24. The game was tied at halftime, and Kentucky led for much of the second half, but could not pull away. After the game's sixth tie at 44-44 with 5:53 to play, the Gamecocks launched an 8-0 run of the next three minutes that included key defensive rebounds by the guards. UK's A'dia Mathies netted the game's next six points, but the Gamecocks hit free throws down the stretch to ice the win.

The Feb. 14 game in Lexington saw South Carolina leap out to a 44-30 lead at the break as the Gamecocks shot 56.3 percent from the field while holding the No. 9 Wildcats to just 30.8 percent. The tables turned in the second half, though, with UK methodically cutting down its deficit. Mathies' 3-pointer with 3:53 to play was the Wildcats' first lead of the night. Khadijah Sessions tied the game at 72-72 with 1:14 to play, but the Wildcats were perfect at the free throw line in the final 20 seconds to secure the 78-74 win. The Gamecocks shot 55.6 percent from the field in the second half, but saw 13 turnovers in the period limit them to just 18 field goal attempts to UK's 32.

Five-Second Count

For the first time in her tenure at South Carolina, head coach Dawn Staley's Gamecocks look different – on the court and in the box score. After seasons of building around defense, Staley finally has a group that is designed for offensive efficiency. The Gamecocks are scoring more (75.7 ppg) and more efficiently (.489 FG %age – 1st in SEC, 4th in nation) than at any time in the Staley era. And, after seasons of talented guards generating their own offense, Staley's 2013-14 success is predicated on getting the ball inside – three primary post players combine to score 47.9 percent of the team's points – and on ball movement creating the best shots as 61.6 percent of made field goals have been assisted.

Defense is still a staple of the program with the Gamecocks ranking second in the SEC and third in the nation, allowing just 49.9 points per game. Only five opponents this season have scored 55 or more points against South Carolina.

Top-10 Tango

South Carolina has been involved in 14 games in which both teams are ranked in the Associated Press top 10 in its history. The Gamecocks are 6-8 in those outings with the last one coming at Tennessee on Jan. 17, 2002, when South Carolina took its No. 8 ranking into Knoxville against the second-ranked Lady Vols. Prior to that game, the last top-10 matchup was back in the 1981-82 season with No. 1 Louisiana Tech besting No. 2 South Carolina 71-58 in Columbia. That season also saw the Gamecocks' last win in a top-10 battle with No. 2 South Carolina defeating No. 6 Rutgers on Jan. 6, 1982 in Columbia.

Overall, South Carolina has a 20-109 record against teams in the AP top 10 at the time of the game with 18 of those games coming in the Dawn Staley era. In the last two seasons, the Gamecocks are 2-4 against top-10 teams, including last season's home win against then-No. 5 Kentucky.

January Judgements

In its 40th season of women's basketball, South Carolina is 179-179 (.500) all-time in the month of January, including a 24-21 record (.533) in the sixth season of the Dawn Staley era. The Gamecocks have struggled most on the road in the first month of the year, posting a 107-75 (.588) record at home and a 1-0 mark at a neutral site but just a 62-96 (.392) mark on the road. (Sites for games in the two seasons prior to 1976-77 are not comprehensive, leaving 17 January games unaccounted for in the home/away/neutral ledger.)

Home Sweet Home

With comprehensive records beginning in the 1976-77 season (the third for women's basketball at South Carolina), the Gamecocks are 371-155 (.705) all-time in games played at home, including a 126-58 mark (.685) in Colonial Life Arena. In the sixth season with head coach Dawn Staley at the helm, South Carolina is 61-25 (.709) at home, including one game at Carolina Coliseum in the 2012-13 season. The Gamecocks have won 47 of their last 58 games played in Colonial Life Arena.

Life in the League

South Carolina is 104-197 (.346) all-time in its 23rd season of SEC regular-season play. The Gamecocks are



Around the SEC

	SEC Games			Overall		
	W	L	Pct.	W	L	Pct.
Florida	2	0	1.00	12	3	.800
South Carolina	2	0	1.00	14	1	.933
Auburn	1	0	1.00	10	4	.714
LSU	1	0	1.00	12	2	.857
Texas A&M	1	0	1.00	11	4	.733
Arkansas	1	1	.500	14	1	.933
Kentucky	1	1	.500	13	2	.867
Missouri	1	1	.500	12	3	.800
Tennessee	1	1	.500	12	2	.857
Vanderbilt	1	1	.500	12	3	.800
Ole Miss	0	1	.000	9	6	.600
Alabama	0	2	.000	7	8	.467
Georgia	0	2	.000	12	3	.800
Mississippi St.	0	2	.000	13	3	.812

Today's Action

January 9

#-/25 Arkansas at Florida, 7 p.m.
Ole Miss at #8/8 Tennessee, 7 p.m. (CSS)
Vanderbilt at Auburn, 7 p.m.
#25/21 Georgia at Missouri, 8 p.m.
Texas A&M at #12/13 LSU, 9 p.m. (CST)

Recent Results

January 5

#16/16 LSU def. Tulane, 63-35
Auburn def. Mississippi State, 82-74
Florida def. #6/6 Kentucky, 83-73
Texas A&M def. Alabama, 73-58
Arkansas def. Missouri, 69-66
#5/5 Tenn. def. #19/18 Georgia, 85-70

*Rankings are listed as AP/ESPN Poll
All Times Eastern; TV Network in ()*

All-Time Records vs. SEC

Opponent	Overall	Under Staley	SEC Season	SEC Tourn.	H	A	N	Streak	Last
Alabama	18-15	8-0	13-12	2-2	9-5	7-8	2-2	Won 8	W: 77-35, 3/7/13 (N)
Arkansas	11-17	4-3	11-15	0-2	7-5	4-10	0-2	Won 3	W: 55-51, 1/2/14 (A)
Auburn	16-21	4-3	11-15	1-1	10-7	5-12	1-2	Won 1	W: 59-51, 2/3/13 (H)
Florida	12-20	4-4	10-18	0-2	5-10	7-8	0-2	Won 4	W: 67-56, 3/3/13 (H)
Georgia	7-33	3-6	5-21	1-2	3-14	2-15	2-4	Lost 1	L: 40-42, 1/13/13 (A)
Kentucky	19-31	3-7	15-24	0-1	14-9	5-19	0-3	Lost 1	L: 74-78, 2/14/13 (A)
LSU	5-22	2-5	4-22	1-0	3-10	1-12	1-0	Won 1	W: 66-59, 1/17/13 (H)
Ole Miss	16-17	6-2	12-12	2-4	9-4	5-8	2-5	Won 4	W: 62-47, 2/17/13 (A)
Miss. State	13-16	4-3	12-14	0-2	9-5	4-9	0-2	Won 4	W: 58-43, 2/24/13 (H)
Missouri	1-1	0-1	0-1	—	0-0	0-1	1-0	Lost 1	L: 58-65, 2/28/13 (A)
Tennessee	2-44	1-7	1-25	0-3	1-19	1-20	0-5	Lost 2	L: 53-73, 1/3/13 (H)
Texas A&M	0-2	0-2	0-1	0-1	0-1	0-0	0-1	Lost 2	L: 52-61, 3/8/13 (N)
Vanderbilt	10-21	5-2	10-18	0-2	6-8	3-11	0-2	Won 3	W: 76-66, 1/5/14 (H)
Totals	130-260	44-45	104-197	7-22	76-97	44-133	9-30	Won 2	

66-85 (.437) in SEC games played in Columbia with a 38-112 record (.253) on the road. Under head coach Dawn Staley, the Gamecocks have a 40-40 (.500) SEC record, which includes a 2-12 slate in her first season at the helm. The 36 SEC regular-season victories in the previous four seasons are the best four-year mark for the program.

South Carolina finished the 2012-13 season tied for fourth in the SEC, marking the third time the Gamecocks finished among the top four. The program-record 11 SEC wins that season were enough for the second-straight fourth-place finish under head coach Dawn Staley. In fact, since joining the league for the 1991-92 season, South Carolina has finished in the top five just five times with three of those coming under Staley, who has accounted for 37.5 percent of the program's 104 SEC regular-season victories.

Overall, Staley boasts a 139-65 (.681) record in league play, including eight seasons leading her Temple teams to a 99-25 (.798) Atlantic 10 mark.

Make It, Take It

South Carolina is exhibiting its most efficient offense of the Dawn Staley era so far this season, leading the SEC and ranking fourth in the nation with 48.9 percent accuracy from the field. The Gamecocks have shot 50.0 percent or higher eight times already this season – the most in a season under Staley. In fact, in the previous five seasons, South Carolina hit at least 50.0 percent of its field goal attempts just 12 times combined.

This year's top effort was 60.9 percent against Charleston Southern (Nov. 8) – program best under Staley – followed by a 58.5 percent showing against NC Central (Dec. 2). The Gamecocks made at least 65.0 percent of their attempts in a half five times this season, including a remarkable 73.9 percent (17-of-23) in the second half against Seton Hall (Nov. 17).

Post Presence

South Carolina's trio of primary post players – Alaina Coates, Elem Ibiam and Aleighsa Welch – has been a big key to the Gamecocks' offensive production so far this season. The trio has accounted for 544 of the team's 1,135 points this season – 47.9 percent – and is shooting a combined 62.0 percent from the field (201-of-324). Welch leads the SEC and is third in the nation in field goal percentage at .658 for 13.7 points per game (15th in SEC). Coates' last four impressive outings (18.8 ppg) has lifted her season average to 12.4 points (23rd in SEC) on 66.0 percent shooting. Ibiam adds 10.2 points per game on 54.2 percent shooting.

The Gift of Glass

The Gamecocks have been a solid rebounding team throughout head coach Dawn Staley's tenure, but it was a team effort by an undersized roster in the past. This season, South Carolina is out-rebounding its opponents by 10.6 boards per game to rank second in the SEC and 14th in the nation, behind the strength of the trio of Alaina Coates, Elem Ibiam and Aleighsa Welch. With five double-digit rebound games this season, Coates leads the way and ranks ninth in the SEC with 7.7 boards per outing. Welch comes in 13th in the league with 7.0 per game, while Ibiam rounds out the trio at 6.6 per contest to rank 19th in the conference.

As a team, South Carolina has turned its 200 offensive rebounds into 212 second-chance points. Welch paces the group on the offensive glass with 2.9 per game to rank seventh in the league in the category.

Block Party!

With a pair of 6-foot-4 centers, the Gamecocks are a constant shot-blocking threat in the post, leading the SEC and ranking fourth in the nation with 6.4 per game. Junior Elem Ibiam's 2.3 blocks per game are second in the league and 41st in the nation. She got the season off to a solid start with five in the opener against Charleston Southern (Nov. 8), which matched her career high and the fifth-most in Colonial Life Arena history. She has blocked at least three shots seven times this season. Freshman Alaina Coates is third in the SEC and 48th in the country with 2.1 per game with six games of three or more, including each of the last four (SC State, Savannah State, at Arkansas, Vandy). Her five at Arkansas (Jan. 2) tied the program's freshman record, which Ibiam also owns part of. Welch has joined in the effort recently with five in the last two games to move into the league's top 15 with her 1.0 average.

AP Top 25 (Week of Jan. 6)		ESPN/USA Today Top 25 (Week of Jan. 6)	
1. Connecticut	15-0	1. Connecticut	15-0
2. Notre Dame	13-0	2. Notre Dame	13-0
3. Duke	14-1	3. Duke	14-1
4. Stanford	13-1	4. Stanford	13-1
5. Louisville	15-1	5. Louisville	15-1
6. Maryland	13-1	6. Maryland	13-1
7. Baylor	12-1	7. Baylor	12-1
8. Tennessee	12-2	8. Tennessee	12-2
9. Kentucky	13-2	9. Iowa State	13-0
10. South Carolina	14-1	10. Kentucky	13-2
11. Iowa State	13-0	11. South Carolina	14-1
12. LSU	12-2	12. North Carolina	12-3
13. North Carolina	12-3	13. LSU	12-2
14. Penn State	10-3	14. Nebraska	11-2
15. Oklahoma State	12-1	15. Penn State	10-3
16. Nebraska	11-2	16. Oklahoma State	12-1
17. Colorado	11-2	17. Florida State	13-1
18. Florida State	13-1	18. Colorado	11-2
19. California	10-3	19. California	10-3
20. NC State	14-1	20. Purdue	10-3
21. Purdue	10-3	21. Georgia	12-3
22. Indiana	14-0	22. Oklahoma	10-5
23. Arizona State	12-2	23. NC State	14-1
24. San Diego	15-0	24. San Diego	15-0
25. Georgia	12-3	25. Arkansas	14-1

2013-14 Award Watch

Alaina Coates

SEC Freshman of the Week (Nov. 11-17)
SEC Freshman of the Week (Dec. 30-Jan. 5)

Aleighsa Welch

Preseason All-SEC First Team
Naismith Trophy Early Season Watch List

2013-14 Double-Doubles

Alaina Coates (5)

11/10	Louisiana Tech	12 pts/10 rebs
11/14	College of Charleston	11 pts/14 rebs
12/28	Savannah State	17 pts/12 rebs
1/2	at Arkansas	11 pts/12 rebs
1/5	Vanderbilt	24 pts/10 rebs

Tiffany Mitchell (1)

1/2	at Arkansas	16 pts/11 rebs
-----	-------------	----------------

Aleighsa Welch (3)

11/10	Louisiana Tech	14 pts/10 rebs
11/14	College of Charleston	12 pts/17 rebs
11/20	at Clemson	17 pts/10 rebs

A Little Help from My Friends

Under the tutelage of one of the premier point guards in U.S. women's basketball history in Dawn Staley, the Gamecocks are thriving in the assist category this season unlike any other, handing out 16.3 per game. By comparison, in Staley's first five seasons, the team never averaged more than 11.2 per game. This season's three games of 20 or more assists by the team matches the total of the previous five seasons.

The increase is not simply a product of more made field goals, either. This season, South Carolina has assisted on 61.6 percent of its made field goals, compared to the previous five seasons under Staley, which saw a high of 48.5 percent in 2011-12.

South Carolina's 25 assists against Charleston Southern (on 39 FGM) are a Staley-era high. The Gamecocks handed out 24 assists on 29 made baskets at San Diego State – 82.8 percent. The percentage of assisted field goals has been over 60.0 percent in nine games this season.

20/20 Vision

The Gamecocks won their first eight games this season by at least 20 points for the first time in the Dawn Staley era, a streak ended with a 15-point victory at Charlotte (Dec. 8), and has since added two more to

Miscellaneous Stats

Double-Doubles	2013-14	Career	Record
Alaina Coates	5	5	5-0
Aleighsa Welch	3	13	12-1
Tiffany Mitchell	1	3	3-0
Elem Ibiam	0	1	0-1

20+ Points	2013-14	Career	Record
Alaina Coates	4	4	4-0
Tiffany Mitchell	2	3	3-0
Aleighsa Welch	1	2	1-1

10+ Points	2013-14	Career	Record
Tiffany Mitchell	14	28	25-3
Aleighsa Welch	12	43	36-7
Alaina Coates	10	10	10-0
Elem Ibiam	9	16	13-3
Asia Dozier	5	7	6-1
Khadijah Sessions	4	10	9-1
Tina Roy	1	6	5-1
Wilka Montout	0	2	2-0

10+ Rebounds	2013-14	Career	Record
Alaina Coates	5	5	5-0
Aleighsa Welch	3	16	15-1
Tiffany Mitchell	1	6	5-1
Elem Ibiam	0	2	1-1
Asia Dozier	0	1	1-0

5+ Assists	2013-14	Career	Record
Asia Dozier	4	5	5-0
Khadijah Sessions	4	4	4-0
Tiffany Mitchell	3	3	3-0
Tina Roy	2	2	2-0
Olivia Gaines	1	1	1-0
Aleighsa Welch	1	1	1-0

5+ Steals	2013-14	Career	Record
Tiffany Mitchell	3	4	4-0
Tiffany Davis	0	1	1-0

5+ Blocks	2013-14	Career	Record
Elem Ibiam	1	3	3-0
Alaina Coates	1	1	1-0

Games Led Team In...

(Tied for team lead in each category included)

Scoring	2013-14	Career	Record
Tiffany Mitchell	5	12	11-1
Alaina Coates	4	4	4-0
Aleighsa Welch	3	18	11-7
Elem Ibiam	2	4	3-1
Asia Dozier	1	1	1-0
Khadijah Sessions	0	3	2-1
Tina Roy	0	2	2-0

Rebounding	2013-14	Career	Record
Alaina Coates	8	8	8-0
Aleighsa Welch	6	32	27-5
Elem Ibiam	4	9	9-0
Tiffany Mitchell	1	7	6-1

Assists	2013-14	Career	Record
Tiffany Mitchell	6	8	8-0
Khadijah Sessions	4	7	6-1
Asia Dozier	3	4	4-0
Tina Roy	1	2	2-0
Olivia Gaines	1	1	0-1
Aleighsa Welch	1	5	3-2

the list. South Carolina opened the 2012-13 campaign with four straight 20-point wins en route to nine games with that minimum margin. The Gamecocks posted a total eight 20-point wins in 2011-12 after just two in 2010-11, one in 2009-10 and two in Staley's first season 2008-09.

Finding the Right Octave

South Carolina has scored at least 80 points in five games so far this season after reaching the mark just four times in the first five seasons of the Dawn Staley era combined. Four of this season's games are the first of the group to be played in Colonial Life Arena.

Under Staley, the Gamecocks are 8-1 in games in which they score 80 points with the lone loss coming in a double-overtime affair (94-92) at Clemson on Nov. 19, 2009. That was the only previous season in which the Gamecocks hit the 80-point plateau multiple times, adding an 80-68 victory at Alabama on Jan. 10, 2010.

Preseason Predictions

South Carolina was picked to finish fifth in the SEC by the league's coaches in preseason voting. The media tabbed the Gamecocks at seventh in their voting. In each of the last four seasons, South Carolina has out-performed the predictions of both groups.

Season	Media	Coaches	Actual
2009-10	10	6	T-7
2010-11	7	7	T-5
2011-12	8	7	T-4
2012-13	7	6	T-4

Century Mark for Staley

Head coach Dawn Staley captured her 100th victory at South Carolina on Dec. 2 against NC Central. She is the fourth of the program's seven all-time head coaches to reach the mark and the fastest to the total (164 games) of the three coaches to lead the team in the SEC era by nearly a full season.

South Carolina's third head coach, Pam Parsons, was the first and the fastest to reach 100 victories, hitting the plateau in her 143rd game at the helm just six games into her fifth season (1981-82). Nancy Wilson was next up, winning her 100th game in her 150th outing late in the 1988-89 season, en route to her school-record 231 Gamecock victories.

Scoring Differentials

Largest lead in a win..... by 70 (99-29), 2nd-0:49 vs. Charleston Southern, 11/8/13

Largest deficit overcome to win..... by 9 (0-9), 1st-17:33 vs. College of Charleston, 11/14/13

Largest lead given up in a loss..... by 4 (10-6), 1st-14:55 vs. North Carolina, 12/18/13

Largest deficit in a loss by 13 (33-46), 2nd-16:02 vs. North Carolina, 12/18/13

Team Specialty Stats

South Carolina/Opponent

	Pts. in Paint	Pts. Off TOs	2nd Chance Pts	Fast Break Pts
11/8 CSU	70/6	40/5	23/6	32/4
11/10 LA Tech	38/18	13/12	19/8	20/8
11/14 CoFC	28/18	8/9	23/10	6/5
11/17 SHU	34/30	11/8	9/10	20/6
11/20 at Clemson	40/10	13/10	21/4	12/2
11/23 at SDSU	30/26	33/11	14/1	12/2
11/25 at USC	42/28	20/19	13/6	8/10
12/2 NCCU	40/6	19/3	8/10	22/2
12/8 at Char.	44/30	19/2	14/4	6/5
12/18 vs. UNC	36/44	30/16	13/18	0/2
12/20 Winthrop	28/24	16/25	10/9	4/15
12/22 SC St.	34/12	23/13	18/4	12/8
12/28 Sav. St.	34/18	28/8	9/8	15/4
1/2 at Ark.	30/18	10/27	10/14	4/4
1/5 Vandy	42/30	16/16	8/15	16/8
1/9 Kentucky				
1/12 at Auburn				
1/16 at TAMU				
1/19 Alabama				
1/26 at Vandy				
1/30 Ole Miss				
2/2 Mizzou				
2/6 at Miss. St.				
2/9 Arkansas				
2/16 at LSU				
2/20 at Kentucky				
2/23 Florida				
2/28 Georgia				
3/2 at Tenn.				

Starters vs. Bench Points

	SC Starters	Opp. Starters	SC Bench	Opp. Bench
11/8 CSU	58	19	41	10
11/10 LA Tech	47	29	21	16
11/14 CoFC	53	26	28	28
11/17 SHU	71	52	17	15
11/20 at Clemson	55	30	13	13
11/23 at SDSU	58	35	30	16
11/25 at USC	51	37	19	13
12/2 NCCU	57	16	32	11
12/8 at Char.	59	40	17	21
12/18 vs. UNC	62	63	4	11
12/20 Winthrop	60	51	7	10
12/22 SC St.	32	14	38	12
12/28 Sav. St.	55	10	27	30
1/2 at Ark.	43	42	12	9
1/5 Vandy	57	47	29	29
1/9 Kentucky				
1/12 at Auburn				
1/16 at TAMU				
1/19 Alabama				
1/26 at Vandy				
1/30 Ole Miss				
2/2 Mizzou				
2/6 at Miss. St.				
2/9 Arkansas				
2/16 at LSU				
2/20 at Kentucky				
2/23 Florida				
2/28 Georgia				
3/2 at Tenn.				

Susan Walvius was the first head coach to have her entire South Carolina career in the SEC, hitting 100 wins in her 179th game on the sideline five games into her seventh season.

Home Grown, Nationally Known

Since her arrival for the 2008-09 season, South Carolina head coach Dawn Staley has been working to protect her new home state's best prospects while fielding a team that competes at a national level. Her efforts are paying dividends as this season's roster features seven Gamecocks who played high school basketball in the state of South Carolina, the highest percentage of the roster to be from the state since the 1990-91 squad featured eight South Carolinians on the 11-player roster. Beginning with Aleighsa Welch, the first South Carolina player to sign a National Letter of Intent for Staley, the Palmetto State has sent its players of the year to Columbia as Welch (2011), Asia Dozier (2012) and Alaina Coates (2013) have each earned the title during their high school careers.

Be the Change

South Carolina head coach Dawn Staley has provided an extra challenge for her program with the "Be the Change" theme for this season. Reflecting on her career as she prepared for enshrinement into the Naismith Memorial Basketball Hall of Fame and traveling in Africa this summer, she discovered she wanted her team to embrace the importance of focusing on others. In Africa especially, she noted the significant impact even small acts can have on the world around her.

To that end, Staley has challenged her program and everyone who supports it to commit 50,000 random acts of kindness this season. The program has set up Twitter (@SC_WBB_RAoK) and Facebook (SC Women's Basketball Random Acts of Kindness) accounts to help keep track of everyone's contributions. Fans are encouraged to submit their acts to those accounts.

Intro Video Vibe

South Carolina's intro video features voices familiar to the Gamecock faithful as redshirt sophomore Tina Roy and sophomore Khadijah Sessions collaborated for the second-straight year on the song that sets up the Gamecocks' starting lineup. It is the third season that Roy has written a song that reflects the team, the program and its goals. After the first year's song was more just for the team, South Carolina head coach Dawn Staley encouraged Roy to create one to share center stage at home games in 2012-13, which she did with support and "beats" from her first-year teammate Sessions. It was such a hit with fans and spark for the team that the duo did it again this season.

Drive for 5

The Gamecocks launched their "Drive for 5" women's basketball ticket campaign this season. Inspired by head coach Dawn Staley's jersey number during her Naismith Hall of Fame playing career, the campaign looks to bring at least 5,000 fans to every Gamecock women's basketball game. The Gamecocks were well on their way early in the season, surpassing 4,000 season tickets issued for the season for the first time in the Staley era.

The Gamecocks are currently averaging 4,997 fans per home game this season, a number that ranks them third in the SEC.

Watching the Gamecocks

South Carolina will play a total of 14 regular-season games on television in 2013-14. Four non-conference home games – College of Charleston (Nov. 14), NC Central (Dec. 2), SC State (Dec. 22) and Savannah State (Dec. 29) – aired on Fox Sports South and Fox Sports Carolinas in addition to the Gamecocks' game at Southern Cal airing on the Pac-12 Networks. SEC play includes four national and five regional broadcasts during league play. The Gamecocks will play twice on ESPN2 – at Vanderbilt (Jan. 26) and at LSU (Feb. 16) – and twice on ESPNU – vs. Vanderbilt (Jan. 5) and at Tennessee (Mar. 2). Other televised games are at Auburn (Jan. 12, SportSouth), at Texas A&M (FSSW) vs. Arkansas (Feb. 9, SECTV), at Kentucky (FSN) and vs. Florida (Feb. 23, SportSouth).

Future Faces of the Gamecocks

South Carolina head coach Dawn Staley is the process of reeling in what would be one of the most significant recruiting classes in program history. The class currently includes four future Gamecocks, including the No. 7, No. 32 and No. 44 rated players, according to ESPN. The group gives South Carolina the fourth-best signing class in the nation, according to ESPN, trailing just UCLA (five signees), Duke (4) and Connecticut (4).

Bianca Cuevas (5-6/Guard/Bronx, N.Y./Nazareth Regional) – Rated as eighth-best point guard and No. 44 player overall in Class of 2014 by ESPN ... Helped high school team to consecutive state titles ... Earned all-state honors three times ... Averaged 17.1 points, 2.0 assists and 3.8 steals as a junior.

Doniyah Cliney (6-0/Guard/Newark, N.J./Malcolm X Shabazz) – Rated as high as No. 13 guard in Class of 2014 by ProspectNation.com ... Helped high school team to 33-1 record and the Group 2 State Championship as a junior ... Averaged 10.3 points and 1.3 assists last season ... Named honorable mention all-state ... Solid defender.

Kaydra Duckett (5-10/Guard/Columbia, S.C./Dreher) – Ranked No. 32 overall and No. 6 guard in Class of 2014 by ESPN ... Earned five-star status from ESPN ... Named all-state the last two seasons ... Named MVP at 2012 state tournament (sophomore) after guiding team to 3A state title ... Averaged 17.5 points, 2.3 assists and 3.4 steals as a junior.

Jatarie White (6-4/Post/Charlotte, N.C./Providence Day) – Ranked No. 7 overall and No. 1 post in Class of 2014 by ESPN ... Earned five-star status from ESPN ... Tabbed preseason All-America by The Sporting News this season ... Named Gatorade North Carolina Player of the Year in 2013 and is a three-time all-state selection ... Part of the last three of Providence Day's four straight state championships ... Averaged 19 points, 11 rebounds, three blocks and two steals as a junior ... Helped USA Basketball bring home the gold medal at the 2011 FIBA Americas U16 Championships, averaging 9.8 points and 6.8 rebounds at the event ... Is a former high school teammate of current Gamecock Tiffany Mitchell.

South Carolina's Record When...

	SEC Only	All
Record.....	2-0.....	14-1
Playing a ranked opponent.....	0-0.....	0-1
Playing at home	1-0.....	9-0
Playing on the road	1-0.....	5-0
Playing at neutral site	0-0.....	0-1
Leading at half	2-0.....	14-0
Trailing at half	0-0.....	0-1
Tied at half	0-0.....	0-0
Playing an overtime game	0-0.....	0-0
0 players score in double-figures	0-0.....	0-0
1 player scores in double-figures	0-0.....	1-0
2 players score in double-figures	0-0.....	0-0
3 players score in double-figures	2-0.....	4-1
4 players score in double-figures	0-0.....	6-0
5 players score in double-figures	0-0.....	3-0
Starters out-score opponent's starters	2-0.....	14-0
Opponent's starters score equal/more	0-0.....	0-1
Bench out-scores opponent's bench	1-0.....	8-0
Opponent's bench scores equal/more.....	1-0.....	6-1
Shooting 50% or better	1-0.....	8-0
Shooting between 40-49%	1-0.....	5-1
Shooting between 30-39%	0-0.....	1-0
Shooting less than 30%	0-0.....	0-0
Opponent shoots 50% or better	0-0.....	0-0
Opponent shoots between 40-49%	0-0.....	3-1
Opponent shoots between 30-39%	1-0.....	5-0
Opponent shoots less than 30%	1-0.....	6-0
Shooting better than opponent.....	2-0.....	14-0
Shooting worse than/equal to opponent	0-0.....	0-1
Having more FTs made than opponent	2-0.....	13-1
Having equal/less FTs made than opponent	0-0.....	1-0
Out-rebounding opponent.....	2-0.....	13-0
Having equal/less rebounds than opponent	0-0.....	1-1
Having more TOs than opponent	2-0.....	4-0
Having equal or less TOs than opponent.....	0-0.....	10-1
Attempting more FT than 3FG.....	2-0.....	13-1
Attempting equal/less FT than 3FG	0-0.....	1-0
Making 5 or more 3FGs.....	0-0.....	6-0
Making less than 5 3FGs.....	2-0.....	8-1
Making no 3 FGs.....	0-0.....	0-0
Attempting 15 or more 3FGs.....	0-0.....	6-0
Attempting less than 15 3FGs	2-0.....	8-1

	SEC Only	All
No South Carolina players foul out	2-0.....	12-1
One or more SC players foul out.....	0-0.....	2-0
Having 10 or more assists	2-0.....	14-0
Having less than 10 assists	0-0.....	0-1
Scoring more pts. in paint than opponent	2-0.....	14-0
Scoring equal/less pts. in paint than opp.	0-0.....	0-1
Scoring more pts. off TOs than opponent	0-0.....	10-1
Scoring equal/less pts. off TOs than opp.	2-0.....	4-0
Scoring more 2nd-chance pts.	0-0.....	10-0
Scoring equal/less 2nd-chance pts.....	2-0.....	4-1
Scoring more fast break pts.....	1-0.....	11-0
Scoring equal/less fast break pts.....	1-0.....	3-1
Wearing white uniforms	1-0.....	9-0
Wearing black uniforms	1-0.....	5-0
Wearing garnet uniforms.....	0-0.....	0-1
Playing in tournaments/classics	0-0.....	0-1
Playing on live television	1-0.....	7-0
Playing in November.....	0-0.....	7-0
Playing in December	0-0.....	5-1
Playing in January	2-0.....	2-0
Playing in February	0-0.....	0-0
Playing in March.....	0-0.....	0-0
Playing during the day.....	1-0.....	8-0
Playing at night	1-0.....	6-1
Playing on Sunday.....	1-0.....	5-0
Playing on Monday.....	0-0.....	2-0
Playing on Tuesday.....	0-0.....	0-0
Playing on Wednesday.....	0-0.....	1-1
Playing on Thursday.....	1-0.....	2-0
Playing on Friday	0-0.....	2-0
Playing on Saturday.....	0-0.....	2-0
Margin is 5 pts. or less.....	1-0.....	1-0
Margin is between 6-10.....	1-0.....	2-1
Margin is between 11-20.....	0-0.....	2-0
Margin is more than 20.....	0-0.....	9-0
Having a 20-pt. scorer	1-0.....	6-1
Having a 30-pt. scorer	0-0.....	0-0
Scoring 49 points or less.....	0-0.....	0-0
Scoring 50-59 points	1-0.....	1-0
Scoring 60-69 points.....	0-0.....	3-1
Scoring 70-79 points.....	1-0.....	5-0
Scoring 80-89 points.....	0-0.....	4-0
Scoring 90-99 points.....	0-0.....	1-0

2013-14 Team High / Low

South Carolina Highs	South Carolina Lows	Category	Opponent Lows	Opponent Highs
99 vs. Charleston Southern, 11/8	55 at Arkansas, 1/2	Points in Game	25, NC Central, 12/2	74, vs. North Carolina, 12/18
52 (1st) vs. Chas. Southern, 11/8	27 (2nd) at Arkansas, 1/2	Points in Half	12 (1st), SC State, 12/22	39 (1st), vs. N. Carolina, 12/18
	27 (1st) vs. North Carolina, 12/18		12 (2nd), NC Central, 12/2	39 (1st), Seton Hall, 11/17
	27 (1st) at Clemson, 11/20			
39 vs. Charleston Southern, 11/8	21 at Arkansas, 1/2	Field Goals Made	8, NC Central, 12/2	28, vs. North Carolina, 12/18
66 vs. C. of Charleston, 11/14	46 vs. Vanderbilt, 1/5	Field Goal Attempts	48, at San Diego St., 11/23	69, at Arkansas, 1/2
			48, at Clemson, 11/20	
.609 (39-64) vs. Chas. Schn., 11/8	.379 (25-66) vs. CofC, 11/14	FG Percentage	.160 (8-50), NC Central, 12/2	.459 (28-61), vs. UNC, 12/18
9 at San Diego St., 11/23	1 at Arkansas, 1/2	3-Point FG Made	1, NC Central, 12/2	6, Vanderbilt, 1/5
9 vs. C. of Charleston, 11/14	1 vs. North Carolina, 12/18		1, at Southern Cal, 11/25	6, Seton Hall, 11/17
	1 at Charlotte, 12/8		1, at San Diego St., 11/23	
28 vs. C. of Charleston, 11/14	5 at Arkansas, 1/2	3-Point FG Attempts	7, at Clemson, 11/20	23, Charleston Southern, 11/8
			7, LA Tech, 11/10	
.667 (4-6) vs. Savannah St., 12/28	.091 (1-11) vs. UNC, 12/18	3-Point FG Percentage	.071 (1-14), NC Central, 12/2	.571 (4-7), LA Tech, 11/10
30 vs. Savannah State, 12/28	8 vs. LA Tech, 11/10	Free Throws Made	0, SC State, 12/22	14, Vanderbilt, 1/5
30 vs. Seton Hall, 11/17				14, vs. North Carolina, 12/18
48 vs. Savannah State, 12/28	22 vs. LA Tech, 11/10	Free Throw Attempts	2, SC State, 12/22	19, at Clemson, 11/20
.815 (22-27) vs. Vanderbilt, 1/5	.364 (8-22) vs. LA Tech, 11/10	FT Percentage	.000 (0-2), SC State, 12/22	.933 (14-15), Vanderbilt, 1/5
62 vs. C. of Charleston, 11/14	30 at San Diego St., 11/23	Rebounds	21, SC State, 12/22	43, vs. North Carolina, 12/18
25 vs. Charleston Southern, 11/8	6 vs. North Carolina, 12/18	Assists	4, Seton Hall, 11/17	14, Vanderbilt, 1/5
17 vs. Charleston Southern, 11/8	4 at Arkansas, 1/2	Steals	3, NC Central, 12/2	11, at Arkansas, 1/2
	4 vs. Winthrop, 12/20			
12 vs. Charleston Southern, 11/8	3 at Southern Cal, 11/25	Blocked Shots	0, at Charlotte, 12/8	6, at Arkansas, 1/2
21 at Arkansas, 1/2	7 vs. NC Central, 12/2	Turnovers	8, Seton Hall, 11/17	25, at San Diego St., 11/23
				25, Charleston Southern, 11/8
22 vs. Vanderbilt, 1/5	1 vs. SC State, 12/22	Fouls	13, NC Central, 12/2	31, Savannah State, 12/28

2013-14 Individual Superlatives

Category	South Carolina	Opponent
Points in Game	24 by Alaina Coates vs. Vanderbilt, 1/5	24 by Tabatha Richardson-Smith, Seton Hall, 11/17
Points in Half	18 (2nd) by Aleighsa Welch at Charlotte, 12/8	15 (2nd) by Erica Williams, Winthrop, 12/20
		15 (1st) by Tabatha Richardson-Smith, Seton Hall, 11/17
Field Goals Made	11 by Alaina Coates vs. Vanderbilt, 1/5	9 by Stephanie Mavunga, vs. North Carolina, 12/18
Field Goal Attempts	16 by Alaina Coates vs. Vanderbilt, 1/5	22 by Ka-Deidre Simmons, Seton Hall, 11/17
FG Percentage	1.000 (7-7) by Alaina Coates vs. SC State, 12/22	.833 (5-6) by Kylee Smith, Vanderbilt, 1/5
	1.000 (7-7) by Elem Ibiam vs. Charleston Southern, 11/8	
3-Point FG Made	4 by Tiffany Mitchell vs. Winthrop, 12/20	5 by Tabatha Richardson-Smith, Seton Hall, 11/17
	4 by Asia Dozier at San Diego St., 11/23	
	4 by Asia Dozier vs. C. of Charleston, 11/14	
3-Point FG Attempts	10 by Asia Dozier, at San Diego St., 11/23	9 by Jessica Jackson, at Arkansas, 1/2
3-Point FG Percentage	.800 (4-5) by Tiffany Mitchell vs. Winthrop, 12/20	.833 (5-6) by Tabatha Richardson-Smith, Seton Hall, 11/17
Free Throws Made	12 by Tiffany Mitchell vs. Savannah State, 12/28	8 by Raquel Davis, NC Central, 12/2
Free Throw Attempts	16 by Tiffany Mitchell vs. Savannah State, 12/28	10 by Rquel Davis, NC Central, 12/2
FT Percentage	1.000 (9-9) by Alaina Coates vs. SC State, 12/22	1.000 (5-5) by Jasmine Lister, Vanderbilt, 1/5
Rebounds	17 by Aleighsa Welch vs. C. of Charleston, 11/14	12 by Jhasmin Bowen, at Arkansas, 1/2
		12 by Stephanie Mavunga, vs. North Carolina, 12/18
Assists	8 by Tiffany Mitchell at San Diego St., 11/23	8 by Dequesha McClanahan, Winthrop, 12/20
Steals	5 by Tiffany Mitchell vs. Savannah State, 12/28	4 by Deajanae Scurry, at San Diego St., 11/23
	5 by Tiffany Mitchell at Southern Cal, 11/25	4 by Whitney Frazier, La Tech, 11/10
	5 by Tiffany Mitchell vs. Charleston Southern, 11/8	
Blocked Shots	5 by Alaina Coates at Arkansas, 1/2	4 by Monique Maximilien, Charleston Southern, 11/8
	5 by Elem Ibiam vs. Charleston Southern, 11/8	
Turnovers	7 by Asia Dozier at Arkansas, 1/2	7 by Kourtney Williams, SC State, 12/22
		7 by Ahjalee Harvey, at San Diego St., 11/23
Minutes Played	40 by Asia Dozier at Arkansas, 1/2	40 by Christina Foggie, Vanderbilt, 1/5
		40 by Jasmine Lister, Vanderbilt, 1/5
		40 by Calli Berna, at Arkansas, 1/2
		40 by Erica Williams, Winthrop, 12/20
		40 by Ny Hammond, at Charlotte, 12/8
		40 by Jillian Brown, College of Charleston, 11/14

Staley Era Team Records

Italics indicates set in 2013-14

Scoring

Most	Points
1. <i>vs. Charleston Southern, 11/8/13</i>	99
2. at Clemson, 11/19/09	92
3. <i>at San Diego State, 11/23/13</i>	88
<i>vs. Seton Hall, 11/17/13</i>	88
5. vs. North Carolina, 12/20/09	85

Fewest	Points
1. at Stanford, 11/26/10	32
2. vs. Georgia, 3/4/11	34
3. vs. Mississippi State, 3/5/09	39
4. at Georgia, 1/13/13	40
5. at Mississippi State, 2/26/09	41

Fewest Allowed	Points
1. vs. South Carolina State, 12/14/11	21
2. vs. Presbyterian, 11/27/11	24
3. <i>vs. SC State, 12/22/13</i>	26
4. <i>vs. NC Central, 12/2/13</i>	27
5. <i>vs. Charleston Southern, 11/8/13</i>	29

Most Allowed	Points
1. at Clemson, 11/19/09	94
2. vs. North Carolina, 12/20/09	93
3. vs. Xavier, 11/12/10	84
4. at Tennessee, 2/17/11	82
at Florida, 2/22/09	82

Margin of Outcome

Victory	Score	Margin
1. <i>vs. Charleston Southern, 11/8/13</i>	99-29	+70
2. <i>vs. NC Central</i>	79-27	+52
3. vs. SC State, 12/14/11	66-21	+45
4. <i>vs. SC State, 12/22/13</i>	70-26	+44
5. <i>vs. Savannah State, 12/28/13</i>	82-40	+42

Defeat	Score	Margin
1. at Stanford, 11/26/10	32-70	-38
2. vs. Georgia, 3/4/11	34-66	-32
3. vs. Stanford, 12/19/08	47-78	-31
4. at Penn State, 11/21/10	48-78	-30
5. vs. Connecticut, 12/28/08	48-77	-29

Field Goals

Made	FGM
1. <i>vs. Charleston Southern, 11/8/13</i>	39
2. vs. North Carolina, 12/20/09	34
at Clemson, 11/19/09	34
4. vs. North Carolina, 12/18/11	33
5. vs. Eastern Michigan, 3/17/12	32

Attempts	FGA
1. vs. Penn State, 11/20/11	76
2. at Clemson, 11/19/09	74
3. vs. Tennessee, 1/20/11	73
4. vs. Kansas, 3/25/13	72
5. vs. NC State, 12/13/09	71

Highest Percentage (Min. 40 FGA)	FGM-A	Pct
1. <i>vs. Charleston Southern, 11/8/13</i>	39-64	.609
2. at Alabama, 1/10/10	31-52	.596
3. <i>vs. NC Central, 12/2/13</i>	31-53	.585
4. <i>vs. Seton Hall, 11/17/13</i>	26-45	.578
5. at Kentucky, 2/14/13	28-50	.560

Lowest Percentage (Min. 40 FGA)	FGM-A	Pct
1. at Stanford, 11/26/10	12-55	.218
2. vs. Georgia, 3/4/11	12-52	.231
3. at Florida, 1/20/13	15-64	.234
4. at Kentucky, 2/5/09	13-55	.236
5. at Georgia, 1/2/11	13-54	.241

Lowest Percentage Allowed	FGM-A	Pct
1. vs. South Carolina State, 12/14/11	6-48	.125
2. <i>vs. NC Central, 12/2/13</i>	8-50	.160
3. <i>vs. Charleston Southern, 11/8/13</i>	10-54	.185
4. vs. Hampton, 11/22/12	11-57	.193
5. vs. Furman, 12/9/12	11-46	.239
vs. Clemson, 11/18/12	11-46	.239

Highest Percentage Allowed	FGM-A	Pct
1. vs. Connecticut, 12/28/08	35-62	.565
vs. Florida, 1/9/11	26-46	.565
3. vs. Xavier, 11/12/10	34-61	.557
4. at Kentucky, 1/13/11	30-55	.545
5. vs. Vanderbilt, 2/27/11	27-50	.540

3-Point Field Goals

Made	3FGM
1. <i>at San Diego State, 11/23/13</i>	9
<i>vs. College of Charleston, 11/14/13</i>	9
vs. Savannah State, 11/15/12	9
at Arkansas, 2/6/11	9
at Ole Miss, 1/16/11	9
vs. North Carolina, 12/18/11	9
vs. Ole Miss, 1/26/12	9

Attempts	3FGA
1. vs. Penn State, 11/20/11	29
2. <i>vs. College of Charleston, 11/14/13</i>	28
vs. North Carolina, 12/19/10	28
4. vs. Savannah State, 11/15/12	25
at Ole Miss, 1/16/11	25

Percentage (Min. 5 3FGA)	3FGM-A	Pct
1. <i>vs. Savannah State, 12/28/13</i>	4-6	.667
vs. Western Carolina, 12/29/12	6-9	.667
at Alabama, 1/10/10	8-12	.667
vs. Charlotte, 12/21/08	8-12	.667
5. vs. Florida, 2/12/12	8-13	.615

Free Throws

Made	FTM
1. at Mississippi State, 1/6/13	32
2. <i>vs. Savannah State, 12/28/13</i>	30
<i>vs. Seton Hall, 11/17/13</i>	30
4. vs. SC State, 12/21/12	27
5. at Ole Miss, 1/22/09	26

Attempts	FTA
1. at Mississippi State, 1/6/13	50
2. <i>vs. Savannah State, 12/28/13</i>	48
3. <i>vs. Seton Hall, 11/17/13</i>	44
vs. SC State, 12/21/12	44
5. <i>vs. College of Charleston, 11/14/13</i>	42

Percentage (Min. 10 FTA)	FTM-A	Pct
1. vs. Auburn, 1/2/09	23-26	.885
2. vs. San Diego State, 11/28/09	14-16	.875
3. at Tennessee, 1/7/10	10-12	.833
4. at Auburn, 2/4/10	9-11	.818
5. <i>vs. Vanderbilt, 1/5/14</i>	22-27	.815

Rebounding

Total	Rebs
1. <i>vs. College of Charleston, 11/14/13</i>	62
2. at Florida, 1/20/13	59
3. vs. Hampton, 11/22/12	57
4. at Alabama, 2/7/13	53
vs. Elon, 11/9/12	53
vs. Brown, 12/29/09	53

Offensive	OREbs
1. vs. Elon, 11/9/12	29
2. vs. College of Charleston, 11/23/11	27
3. vs. Kansas, 3/25/13	26
at Florida, 1/20/13	26
4. vs. Savannah State, 11/15/12	25
vs. Penn State, 11/20/11	25
at Penn State, 11/21/10	25

Defensive	DREbs
1. <i>vs. College of Charleston, 11/14/13</i>	39
vs. Hampton, 11/22/12	39
3. <i>at Arkansas, 1/2/14</i>	38
4. vs. Charlotte, 11/16/09	35
5. at Florida, 1/20/13	33
at Ole Miss, 1/22/09	33

Margin	Rebs	Margin
1. at Alabama, 2/7/13	53-24	+29
2. <i>vs. SC State, 12/22/13</i>	47-21	+26
vs. Florida Gulf Coast, 11/23/12	46-20	+26
4. vs. Hampton, 11/22/12	57-32	+25
5. <i>vs. College of Charleston, 11/14/13</i>	62-38	+24
vs. Savannah State, 11/15/12	50-26	+24

Assists

Game	Assists
1. <i>vs. Charleston Southern, 11/8/13</i>	25
2. <i>at San Diego State, 11/23/13</i>	24
3. vs. Eastern Michigan, 3/17/12	22
4. <i>vs. NC Central, 12/2/13</i>	20
at Louisiana Tech, 11/12/12	20
vs. Alabama, 2/15/09	20

Steals

Game	Steals
1. vs. Furman, 12/11/11	21
2. <i>vs. Charleston Southern, 11/8/13</i>	17
3. vs. NC State, 12/12/10	16
vs. USC Upstate, 12/16/08	16
5. vs. Furman, 12/9/12	15
vs. High Point, 12/2/09	15
vs. Davidson, 11/24/08	15

Blocked Shots

Game	Blocks
1. <i>vs. Charleston Southern, 11/14/13</i>	12
2. <i>at Arkansas, 1/2/14</i>	11
vs. Eastern Michigan, 3/17/12	11
vs. Furman, 12/11/11	11
5. <i>vs. Seton Hall, 11/17/13</i>	9
vs. Furman, 12/9/12	9
at NC State, 12/4/11	9
vs. Alabama A&M, 11/14/11	9

Turnovers

Fewest	TOs
1. at Tennessee, 2/2/12	4
2. at Missouri, 2/28/13	5
vs. Georgia, 3/2/12	5
vs. Ole Miss, 3/3/11	5
5. vs. Stanford, 12/19/12	7
at Louisiana Tech, 11/12/12	7
vs. Tennessee, 3/3/12	7

The Last Time ...

Individual

Scored 50 Points

South Carolina	51, Jocelyn Penn vs. Stetson, 1/4/03
Opponent	Never

Scored 40 Points

South Carolina	51, Jocelyn Penn vs. Stetson, 1/4/03
Opponent	46, Cornelia Gayden, LSU, 1/14/95

Scored 30 Points

South Carolina	30, Ieasia Walker vs. Clemson, 11/18/10
Opponent	32, LaQueta Ferguson, Florida International, 11/25/07

Grabbed 20 Rebounds

South Carolina	25, Kelsey Bone vs. Boston University, 12/28/09
Opponent	24, Courtney Paris, Oklahoma, 12/30/07

Grabbed 15 Rebounds

South Carolina	17, Aleighsa Welch vs. College of Charleston, 11/14/13
Opponent	15, Kelsey Bone, Texas A&M, 2/10/13

Two Players with 20 or More Points

South Carolina	La'Keisha Sutton 21/Markeshia Grant 20 vs. North Carolina, 12/18/11
Opponent	Monica Engelmann 27/Angel Goodrich 20, Kansas, 3/25/13

Two Players with 10 or More Rebounds

South Carolina	Alaina Coates 12/Tiffany Mitchell 11 at Arkansas, 1/2/14
Opponent	Quistelle Williams 10/Berna Calli 10, Arkansas, 1/27/13

Had 10 Assists

South Carolina	10, Samone Kennedy at Florida, 2/24/08
Opponent	11, Marneshia Richard, Mississippi State, 1/21/07

Had Five Steals

South Carolina	5, Tiffany Mitchell vs. Savannah State, 12/28/13
Opponent	5, Sam Ramirez, Appalachian State, 3/16/11

Had Five Blocked Shots

South Carolina	5, Elem Ibiam vs. Charleston Southern, 11/8/13
Opponent	7, Isabelle Harrison, Tennessee, 1/3/13

Had a Double-Double

South Carolina	Alaina Coates (24 pts/10 rebs) vs. Vanderbilt, 1/5/14
Opponent	Stephanie Mavunga (20 pts/12 rebs), vs. North Carolina, 12/18/13

Two Players had a Double-Double

South Carolina	Tiffany Mitchell (16 pts/11 rebs)/Alaina Coates (11 pts/12 rebs) at Arkansas, 1/2/14
Opponent	Chiney Ogwumike (11 pts/10 rebs)/Nnemkadi Ogwumike (39 pts/10 rebs), Stanford, 3/24/12

Three Players had a Double-Double

South Carolina	Ashley Bruner (16 pts/12 rebs)/Aleighsa Welch (16 pts/ 11 rebs)/Elem Ibiam (12 pts/10 rebs) vs. Kansas, 3/25/13
Opponent	Merlakia Jones (26 pts/10 rebs)/Takilya Davis (19 pts/13 rebs)/DeLisha Milton (14 pts/15 rebs), at Florida, 2/20/94

Had a Triple-Double

South Carolina	Iva Sliskovic (18 pts, 15 rebs, 10 assts) vs. High Point, 12/20/06
Opponent	Never

Team

Scored 100 Points

South Carolina	102 vs. North Carolina A&T, 3/21/08
Opponent	103, Clemson, 11/21/03

Won by 30 or More Points

South Carolina	82-40 (42) vs. Savannah State, 12/28/13
Opponent	66-34 (32), Georgia, 3/4/11

Shot 65% or Better from the Field

South Carolina	.652 (45-69) vs. East Tennessee State, 12/19/00
Opponent	Never

Shot 60% or Better from the Field

South Carolina	.609 (39-64) vs. Charleston Southern, 11/8/13
Opponent	.604 (29-48), Vanderbilt, 1/18/01

Shot 50% or Better from the Field

South Carolina	.543 (25-46) vs. Vanderbilt, 1/5/14
Opponent	.535 (23-43), Missouri, 2/28/13

No Players in Double-Figure Points

South Carolina	at Auburn, 1/19/12
Opponent	SC State, 12/22/13

Five Players in Double-Figure Points

South Carolina	vs. Seton Hall, 11/17/13
Opponent	Arkansas, 2/14/10

Faced AP Top-25 Opponent

Win	55-50 vs. No. 5 Kentucky, 1/24/13
Loss	66-74 vs. No. 14 North Carolina, 12/18/13

Faced AP Top-10 Opponent

Win	55-50 vs. No. 5 Kentucky, 1/24/13
Loss	78-74 at No. 7 Kentucky, 2/14/13

Faced AP Top-5 Opponent

Win	55-50 vs. No. 5 Kentucky, 1/24/13
Loss	49-53 vs. No. 1 Stanford, 12/19/12

Faced AP No. 1 Team

Win	Never
Loss	49-53 vs. No. 1 Stanford, 12/19/12

Overtime Game

Win	58-55 vs. Drexel, 11/28/12
Loss	60-74 vs. Vanderbilt, 2/27/11

Double-Overtime Game

Win	92-91 at Florida State, 2/4/91
Loss	92-94 at Clemson, 11/19/09

South Carolina Was Ranked (AP Poll)

AP No. 1	Never
AP Top 10	No. 10, 1/6/14
AP Top 25	No. 10, 1/6/14



ALAINA COATES

**6-4
Freshman
Center
Irmo, S.C.
Dutch Fork**

#41

Miscellaneous Stats

	Season	Career
Double-Double	5	5
20+ Points	4	4
10+ Points	10	10
10+ Rebounds	5	5
Tm-High Pts.	4	4
Tm-High Rebs.	8	8

- Has played in 15 games, including one start (LA Tech)
- Only freshman to rank among SEC's top 25 scorers (23rd) and top 20 rebounders (9th) ... Is third in SEC and 48th in nation with 2.1 blocks per game
- Ranks fourth among Gamecock freshman all-time with 31 blocked shots this season, just 11 shy of the program's freshman record
- Has led the team in scoring four times (Charleston Southern, at San Diego St., SC State, Vanderbilt)
- Has led the team in rebounding eight times (LA Tech, Seton Hall, at San Diego St., at USC, NC Central, Savannah St., at Arkansas, Vanderbilt)
- Averaging 18.8 points, 9.8 rebounds and 3.5 blocks per game over last four outings, shooting 75.0 percent during the stretch
- Named SEC Freshman of the Week (Jan. 6) for back-to-back double-doubles to open SEC play, becoming first Gamecock freshman ever to post double-doubles in her first two SEC outings
- Scored 12 of her career-high 24 points against Vanderbilt (Jan. 5) during final 10 minutes of first half to help turn two-point deficit into 11-point halftime lead
- Tied program's freshman single-game record with five blocks at Arkansas (Jan. 2) while posting second-straight double-double, including five defensive rebounds during crucial seven-minute stretch of second half to keep Razorbacks from putting together complete rally
- Recorded third double-double of season against Savannah State (Dec. 28), doing nearly all of it in the second half – 11 points and nine rebounds in final 20 minutes
- Posted only perfect shooting night by a freshman (minimum five attempts each in program history), hitting 7-of-7 from the field and 9-of-9 free throws against SC State (Dec. 22), with field goal performance tying for fourth in Colonial Life Arena history
- Hit 7-of-8 shots against NC Central (Dec. 2), tied for third-best single-game percentage by a freshman in program history
- Scored 17 of her career-high 21 points at San Diego State (Nov. 23) in the second half, including a personal 7-0 run late in the game
- Made 11 free throws at San Diego State (Nov. 23), second-most by a Gamecock freshman in school history while her 15 attempts tied the freshman record
- Named SEC Freshman of the Week (Nov. 18) after averaging a double-double in two games (CofC, Seton Hall)
- Grabbed 14 rebounds against CofC (Nov. 14), 10 in the second half, to tie for third in school history among freshmen, one shy of the freshman school record

2013-14 Game-by-Game

Opponent	Date	GS	MIN	FG-A	3FG-A	FTA	Reb	PF	A	TO	B	S	TP
Chas. Sthrn.	11/08	17	9-14	0-0	2-2	4-3-7	2	1	1	2	1	20	
LA Tech	11/10	*	19	6-10	0-0	0-3	5-5-10	3	0	0	0	12	
CofC	11/14	13	3-6	0-0	5-9	5-9-14	2	0	1	3	0	11	
Seton Hall	11/17	19	4-5	0-0	2-6	3-5-8	3	1	0	4	1	10	
at Clemson	11/20	15	2-5	0-0	5-8	1-5-6	4	0	1	1	2	9	
at San Diego State	11/23	22	5-6	0-0	11-15	1-7-8	4	0	0	1	0	21	
at USC	11/25	17	4-7	0-0	0-1	1-8-9	4	0	2	0	1	8	
NC Central	12/02	22	7-8	0-0	1-2	2-5-7	3	1	1	2	1	15	
at Charlotte	12/08	12	0-4	0-0	2-2	2-2-4	0	0	0	2	0	2	
vs. N. Carolina	12/18	9	0-0	0-0	0-0	0-1-1	1	0	1	1	0	0	
Winthrop	12/20	8	1-2	0-0	1-2	3-0-3	1	0	4	1	0	3	
SC State	12/22	17	7-7	0-0	9-9	0-5-5	0	1	3	3	0	23	
Savannah St.	12/28	24	4-5	0-0	9-14	5-7-12	2	0	2	3	0	17	
at Arkansas*	01/02	26	5-8	0-0	1-2	2-10-12	3	0	2	5	0	11	
Vanderbilt*	01/05	28	11-16	0-0	2-4	4-6-10	2	0	3	3	1	24	
Kentucky*	01/09												
at Auburn*	01/12												
at Texas A&M*	01/16												
Alabama*	01/19												
at Vanderbilt*	01/26												
Ole Miss*	01/30												
Missouri*	02/02												
at Miss. State*	02/06												
Arkansas*	02/09												
at LSU*	02/16												
at Kentucky*	02/20												
Florida*	02/23												
Georgia*	02/27												
at Tennessee*	03/02												

Career Highs – All Games

Pts 24 vs. Vanderbilt, 1/5/14
 FG 11 vs. Vanderbilt, 1/5/14
 FGA 16 vs. Vanderbilt, 1/5/14
 FG % 1.00 (7-7) vs SC State, 12/22/13
 FT 11 at San Diego St., 11/23/13
 FTA 15 at San Diego St., 11/23/13
 FT % 1.00 (9-9), vs. SC State, 12/22/13
 Rebs 14 vs. CofC, 11/14/13
 Off Rebs 5, 3x, last vs. Sav. St., 12/28/13
 Def Rebs 10 at Arkansas, 1/2/14
 Blks 5 at Arkansas, 1/2/14
 Stls 2 at Clemson, 11/20/13
 Assts 1, 4x, last vs SC State, 12/22/13
 Min 28 vs. Vanderbilt, 1/5/14

Career – SEC Games

Pts 24 vs. Vanderbilt, 1/5/14
 FG 11 vs. Vanderbilt, 1/5/14
 FGA 16 vs. Vanderbilt, 1/5/14
 FG %687 (11-16), vs. Vanderbilt, 1/5/14
 FT 2 vs. Vanderbilt, 1/5/14
 FTA 4 vs. Vanderbilt, 1/5/14
 FT %500 (2-4), vs. Vanderbilt, 1/5/14
 Rebs 12 at Arkansas, 1/2/14
 Off Rebs 4 vs. Vanderbilt, 1/5/14
 Def Rebs 10 at Arkansas, 1/2/14
 Blks 5 at Arkansas, 1/2/14
 Stls 1 vs. Vanderbilt, 1/5/14
 Assts
 Min 28 vs. Vanderbilt, 1/5/14

Season Highs – All Games

Pts 24 vs. Vanderbilt, 1/5
 FG 11 vs. Vanderbilt, 1/5
 FGA 16 vs. Vanderbilt, 1/5
 FG % 1.00 (7-7) vs SC State, 12/22
 FT 11 at San Diego St., 11/23
 FTA 15 at San Diego St., 11/23
 FT % 1.00 (9-9), vs. SC State, 12/22
 Rebs 14 vs. C. of Charleston, 11/14
 Off Rebs 5, 3x, last vs. Sav. St., 12/28
 Def Rebs 10 at Arkansas, 1/2
 Blks 5 at Arkansas, 1/2
 Stls 2 at Clemson, 11/20
 Assts 1, 4x, last vs. SC State, 12/22
 Min 28 vs. Vanderbilt, 1/5

Season Highs – SEC Games

Pts 24 vs. Vanderbilt, 1/5
 FG 11 vs. Vanderbilt, 1/5
 FGA 16 vs. Vanderbilt, 1/5
 FG %687 (11-16), vs. Vanderbilt, 1/5
 FT 2 vs. Vanderbilt, 1/5
 FTA 4 vs. Vanderbilt, 1/5
 FT %500 (2-4), vs. Vanderbilt, 1/5
 Rebs 12 at Arkansas, 1/2
 Off Rebs 4 vs. Vanderbilt, 1/5
 Def Rebs 10 at Arkansas, 1/2
 Blks 5 at Arkansas, 1/2
 Stls 1 vs. Vanderbilt, 1/5
 Assts
 Min 28 vs. Vanderbilt, 1/5

Career Stats at South Carolina

Year	GP	GS	Min	Avg	FG	FGA	Pct	3FG	FGA	Pct	FT	FTA	Pct	Off	Def	Tot	Avg	PF	FO	A	TO	Blk	Stl	Pts	Avg
2013-14	15	1	268	17.9	68	103	.660	0	0	—	50	79	.633	38	78	116	7.7	34	0	4	21	31	7	186	12.4



TIFFANY DAVIS

5-7
R-Freshman
Guard
Houston, Texas
Westbury Christian

#15

Miscellaneous Stats

	Season	Career
Double-Double	0	0
10+ Points	0	0
5+ Assists	0	0
5+ Steals	0	1
Tm-High Pts.	0	0
Tm-High Assts.	0	0

- Has played in 13 games, including five starts
- Grabbed a career-high six rebounds at Arkansas (Jan. 2)
- Scored a career-high eight in her third start of the season against Savannah State (Dec. 28), including a perfect shooting night highlighted by a pair of 3s
- Posted her most productive start against SC State (Dec. 22), scoring six points and matching career high with three assists
- Drew first career start against Winthrop (Dec. 20), taking over point guard duties from the injured Khadijah Sessions
- Returned to action at Charlotte (Dec. 8) after recovering from shoulder injury, playing a steady eight minutes
- Matched her career high with three assists in just three minutes at San Diego State (Nov. 23) before a first-half shoulder injury ended her game
- Scored a career-high seven points against College of Charleston (Nov. 14), hitting 2-of-4 from the field, including a 3-pointer, while dishing out three assists
- Returned from knee surgery last season to score five points on 2-of-3 shooting in the season opener against Charleston Southern (Nov. 8)

2013-14 Game-by-Game

Opponent	Date	GS	MIN	FG-A	3FG-A	FTA	Reb	PF	A	TO	B	S	TP
Chas. Sthrn.	11/08		16	2-3	0-0	1-3	1-1-2	1	1	2	1	0	5
LA Tech	11/10		10	1-4	1-4	0-0	1-1-2	0	1	2	0	1	3
CofC	11/14		19	2-4	1-2	2-2	0-1-1	0	3	2	0	1	7
Seton Hall	11/17		5	0-0	0-0	0-0	0-1-1	0	0	1	0	0	0
at Clemson	11/20		10	0-0	0-0	0-0	0-0-0	0	1	0	0	0	0
at San Diego State	11/23		3	0-1	0-0	0-0	0-0-0	0	3	0	0	0	0
at USC	11/25												
NC Central	12/02												
at Charlotte	12/08		8	0-0	0-0	0-0	0-0-0	1	0	1	0	0	0
vs. N. Carolina	12/18		7	0-1	0-0	0-0	0-0-0	0	0	0	0	0	0
Winthrop	12/20	*	26	1-5	1-5	0-0	0-4-4	2	2	6	0	1	3
SC State	12/22	*	15	2-6	2-2	0-0	0-1-1	0	3	3	0	1	6
Savannah St.	12/28	*	22	3-3	2-2	0-2	0-1-1	1	0	1	0	0	8
at Arkansas*	01/02	*	30	1-4	0-1	1-2	0-6-6	3	1	6	0	0	3
Vanderbilt*	01/05	*	18	1-2	0-1	1-1	0-1-1	3	2	1	0	0	3
Kentucky*	01/09												
at Auburn*	01/12												
at Texas A&M*	01/16												
Alabama*	01/19												
at Vanderbilt*	01/26												
Ole Miss*	01/30												
Missouri*	02/02												
at Miss. State*	02/06												
Arkansas*	02/09												
at LSU*	02/16												
at Kentucky*	02/20												
Florida*	02/23												
Georgia*	02/27												
at Tennessee*	03/02												

Career Highs – All Games

Pts 8 vs. Savannah St., 12/28/13
FG 3 vs. Savannah State, 12/28/13
FGA 6 vs. SC State, 12/22/13
FG % ... 1.00 (3-3) vs. Savannah St., 12/28/13
3FG 2, 2x, last vs. Sav. St., 12/28/13
3FGA 5 vs. Winthrop, 12/20/13
3FG % 1.00 (2-2), 2x, last vs. Savannah St., 12/28/13
FT 2, 2x, last vs. CofC, 11/14/13
FTA 3 vs. Chas. Southern, 11/8/13
FT % 1.00 (2-2), 2x, last vs. CofC, 11/14/13
Rebs 6 at Arkansas, 1/2/14
Off Rebs 4 vs. Winthrop 12/20/13
Def Rebs 6 at Arkansas, 1/2/14
Stls 5 vs. Elon, 11/9/12
Assts 3, 4x, last vs. SC State, 12/22/13
Min 30 at Arkansas, 1/2/14

Career – SEC Games

Pts 3, 2x, last vs. Vanderbilt, 1/5/14
FG 1, 2x, last vs. Vanderbilt, 1/5/14
FGA 4 at Arkansas, 1/2/14
FG %500 (1-2), vs. Vanderbilt, 1/5/14
3FG
3FGA ... 1, 2x, last vs. Vanderbilt, 1/5/14
3FG %
FT 1, 2x, last vs. Vanderbilt, 1/5/14
FTA 2 at Arkansas, 1/2/14
FT % 1.00 (1-1), vs. Vanderbilt, 1/5/14
Rebs 6 at Arkansas, 1/2/14
Off Rebs
Def Rebs 6 at Arkansas, 1/2/14
Stls
Assts 2 vs. Vanderbilt, 1/5/14
Min 30 at Arkansas, 1/2/14

Season Highs – All Games

Pts 8 vs. Savannah St., 12/28
FG 3 vs. Savannah State, 12/28
FGA 6 vs. SC State, 12/22
FG % . 1.00 (3-3) vs. Savannah St., 12/28
3FG 2, 2x, last vs. Sav. St., 12/28
3FGA 5 vs. Winthrop, 12/20
3FG % 1.00 (2-2), 2x, last vs. Savannah St., 12/28
FT 2, 2x, last vs. CofC, 11/14
FTA 3 vs. Chas. Southern, 11/8
FT % 1.00 (2-2), 2x, last vs. CofC, 11/14
Rebs 6 at Arkansas, 1/2
Off Rebs 4 vs. Winthrop 12/20
Def Rebs 6 at Arkansas, 1/2
Stls 1, 4x, last vs. SC State, 12/22
Assts 3, 3x, last vs. SC State, 12/22
Min 30 at Arkansas, 1/2

Season Highs – SEC Games

Pts 3, 2x, last vs. Vanderbilt, 1/5
FG 1, 2x, last vs. Vanderbilt, 1/5
FGA 4 at Arkansas, 1/2
FG %500 (1-2), vs. Vanderbilt, 1/5
3FG
3FGA 1, 2x, last vs. Vanderbilt, 1/5
3FG %
FT 1, 2x, last vs. Vanderbilt, 1/5
FTA 2 at Arkansas, 1/2
FT % .. 1.000 (1-1), vs. Vanderbilt, 1/5
Rebs 6 at Arkansas, 1/2
Off Rebs
Def Rebs 6 at Arkansas, 1/2
Stls
Assts 2 vs. Vanderbilt, 1/5
Min 30 at Arkansas, 1/2

Career Stats at South Carolina

Year	GP	GS	Min	Avg	FG	FGA	Pct	3FG	FGA	Pct	FT	FTA	Pct	Off	Def	Tot	Avg	PF	FO	A	TO	Blk	Stl	Pts	Avg
2012-13	3	0	40	13.3	4	8	.500	1	4	.250	3	4	.750	1	3	4	1.3	1	0	4	2	0	5	12	4.0
2013-14	13	5	189	14.5	13	33	.394	7	17	.412	5	10	.500	2	17	19	1.4	11	0	17	25	1	4	38	2.9
Career Totals	16	5	229	14.3	17	41	.415	8	21	.381	8	14	.571	3	20	23	1.4	13	0	21	27	1	9	50	3.1



ASIA DOZIER

6-0
Sophomore
Guard/Forward
Columbia, S.C.
Spring Valley

#31

Miscellaneous Stats

	Season	Career
Double-Double	0	0
10+ Points	5	7
10+ Rebounds	0	1
5+ Assists	4	5
Tm-High Pts.	1	1
Tm-High Assts.	3	4

- Has played in every game this season, starting 14
- Has led the team in scoring one time (CofC)
- Had led the team in assists three times (at Charlotte, at Arkansas, Vanderbilt)
- Dished a team-high five assists against Vanderbilt (Jan. 5) for the second-straight game
- Played solid all-around game at Arkansas (Jan. 2), tying career high with five assists while logging just shy of the full 40 minutes
- Netted three 3s en route to 13 points and handed out five assists in 39 minutes, playing huge role in staving off second-half Winthrop (Dec. 20) rally
- Responded well to coming off the bench at Charlotte (Dec. 8), contributing in every category – 10 points, four assists, five rebounds, two steals in 32 minutes
- Scored all of her career-high 16 points at San Diego State (Nov. 23) in the first half, hitting 3-of-6 3s in her 17 minutes before halftime
- Posted a career-high 16 points against College of Charleston (Nov. 14) to lead the team in scoring for first time in her career

2013-14 Game-by-Game

Opponent	Date	GS	MIN	FG-A	3FG-A	FTA	Reb	PF	A	TO	B	S	TP
Chas. Sthrn.	11/08	*	17	1-3	0-0	2-2	2-1-3	1	5	1	1	2	4
LA Tech	11/10	*	21	3-5	1-1	0-0	0-1-1	1	0	3	0	0	7
CofC	11/14	*	25	6-12	4-8	0-0	0-2-2	1	3	1	0	0	16
Seton Hall	11/17	*	27	2-6	2-4	0-0	0-4-4	2	2	3	0	2	6
at Clemson	11/20	*	30	2-9	0-5	0-1	3-6-9	3	0	2	0	0	4
at San Diego State	11/23	*	28	5-13	4-10	2-2	3-0-3	2	0	2	0	2	16
at USC	11/25	*	25	1-4	0-1	2-2	0-2-2	1	2	3	0	0	4
NC Central	12/02	*	18	2-3	1-2	1-2	0-2-2	0	1	0	0	0	6
at Charlotte	12/08		32	4-7	0-1	2-3	2-3-5	1	4	5	1	2	10
vs. N. Carolina	12/18	*	21	1-3	0-2	1-2	1-2-3	4	1	2	0	0	3
Winthrop	12/20	*	39	4-9	3-7	2-4	0-2-2	1	5	2	0	0	13
SC State	12/22	*	20	1-5	1-4	1-2	0-0-4	0	3	1	0	1	4
Savannah St.	12/28	*	19	4-8	2-2	0-0	0-1-1	2	1	0	0	1	10
at Arkansas*	01/02	*	40	4-12	1-3	0-0	0-2-2	2	5	7	0	1	9
Vanderbilt*	01/05	*	29	1-7	1-2	2-2	0-1-1	2	5	5	0	1	5
Kentucky*	01/09												
at Auburn*	01/12												
at Texas A&M*	01/16												
Alabama*	01/19												
at Vanderbilt*	01/26												
Ole Miss*	01/30												
Missouri*	02/02												
at Miss. State*	02/06												
Arkansas*	02/09												
at LSU*	02/16												
at Kentucky*	02/20												
Florida*	02/23												
Georgia*	02/27												
at Tennessee*	03/02												

Career Highs – All Games

Pts 16, 2x, last at San Diego St., 11/23/13
FG 6 vs. C. of Charleston, 11/14/13
FGA 13 at San Diego St., 11/23/13
FG % ... 1.00 (4-4) at Kentucky, 2/14/13
3FG ... 4, 2x, last at San Diego St., 11/23/13
3FGA 10 at San Diego St., 11/23/13
3FG % 1.00 (2-2), 2x, last vs. Savannah St., 12/28/13
FT 4 vs. Elon, 11/9/12
FTA 7 vs. Elon, 11/9/12
FT% 1.00 (2-2), 5x, last vs. Vanderbilt, 1/5/14
Rebs 10 vs. Elon, 11/9/12
Off Rebs 4 vs. Elon, 11/9/12
Def Rebs .. 6, 2x, last at Clemson, 11/20/13
Blks 1, 6x, last at Charlotte, 12/8/13
Stls 2, 5x, last at Charlotte, 12/8/13
Assts 5, 5x, last vs. Vanderbilt, 1/5/14
Min 40 vs. Arkansas, 1/2/14

Career – SEC Games

Pts 10 at Kentucky, 2/14/13
FG 4, 2x, last at Arkansas, 1/2/14
FGA 12 at Arkansas, 1/2/14
FG % ... 1.00 (4-4) at Kentucky, 2/14/13
3FG 2 at Kentucky, 2/14/13
3FGA 6 at Ole Miss, 2/17/13
3FG % ... 1.00 (2-2) at Kentucky, 2/14/13
FT 2 vs. Vanderbilt, 1/5/14
FTA ... 2, 2x, last vs. Vanderbilt, 1/5/14
FT % ... 1.00 (2-2) vs. Vanderbilt, 1/5/14
Rebs 6 at Ole Miss, 2/17/13
Off Rebs 2 at Ole Miss, 2/17/13
Def Rebs 4, 2x, last at Ole Miss, 2/17/13
Blks 1 at Mississippi State, 1/6/13
Stls 1, 3x, last vs. Vanderbilt, 1/5/14
Assts .. 5, 2x, last vs. Vanderbilt, 1/5/14
Min 40 vs. Arkansas, 1/2/14

Season Highs – All Games

Pts .. 16, 2x, last at San Diego St., 11/23
FG 6 vs. C. of Charleston, 11/14
FGA 13 at San Diego St., 11/23
FG %600 (3-5) vs. LA Tech, 11/10
3FG .. 4, 2x, last at San Diego St., 11/23
3FGA 10 at San Diego St., 11/23
3FG % 1.00 (2-2) vs. Savannah St., 12/28
FT 2 vs. Winthrop, 12/20
FTA 4 vs. Winthrop, 12/20
FT% 1.00 (2-2), 4x, last vs. Vanderbilt, 1/5
Rebs 9 at Clemson, 11/20
Off Rebs .. 3, 2x, last at San Diego St., 11/23
Def Rebs 6 at Clemson, 11/20
Blks 1, 2x, last at Charlotte, 12/8
Stls 2, 4x, last at Charlotte, 12/8
Assts 5, 4x, last vs. Vanderbilt, 1/5
Min 40 vs. Arkansas, 1/2

Season Highs – SEC Games

Pts 9 at Arkansas, 1/2
FG 4 at Arkansas, 1/2
FGA 12 at Arkansas, 1/2
FG %333 (4-12), at Arkansas, 1/2
3FG 1, 2x, last vs. Vanderbilt, 1/5
3FGA 3 at Arkansas, 1/2
3FG % .. .500 (1-2), vs. Vanderbilt, 1/5
FT 2 vs. Vanderbilt, 1/5
FTA 2 vs. Vanderbilt, 1/5
FT % 1.00 (2-2), vs. Vanderbilt, 1/5
Rebs 2 at Arkansas, 1/2
Off Rebs 2 at Arkansas, 1/2
Def Rebs 2 at Arkansas, 1/2
Blks
Stls 1, 2x, last vs. Vanderbilt, 1/5
Assts 5, 2x, last vs. Vanderbilt, 1/5
Min 40 vs. Arkansas, 1/2

Career Stats at South Carolina

Year	GP	GS	Min	Avg	FG	FGA	Pct	3FG	FGA	Pct	FT	FTA	Pct	Off	Def	Tot	Avg	PF	FO	A	TO	Blk	Stl	Pts	Avg
2012-13	31	0	398	12.8	28	134	.209	16	91	.176	11	24	.458	19	42	61	2.0	35	1	25	20	4	8	83	2.7
2013-14	15	14	391	26.1	41	106	.387	20	52	.385	15	22	.682	11	33	44	2.9	24	0	37	37	2	12	117	7.8
Career Totals	46	14	789	17.2	69	240	.288	36	143	.252	26	46	.565	30	75	105	2.2	59	1	62	57	6	20	200	4.3



INDIA FARMER

6-0
Freshman
Forward
North Myrtle Beach, S.C.
North Myrtle Beach

#0

Miscellaneous Stats

	Season	Career
Double-Double	0	0
10+ Points	0	0
10+ Rebounds	0	0
5+ Blocks	0	0
Tm-High Pts.	0	0
Tm-High Rebs.	0	0

- Has played in seven games
- Scored her first career points on a 3-pointer against NC Central (Dec. 2), also snagging three rebounds in her 11 minutes of play

2013-14 Game-by-Game

Opponent	Date	GS	MIN	FG-A	3FG-A	FTA	Reb	PF	A	TO	B	S	TP
Chas. Sthrn.	11/08	6	0-0	0-0	0-0	0-0-0	0	0	0	0	0	0	0
LA Tech	11/10	1	0-0	0-0	0-0	0-0-0	0	0	0	0	0	0	0
CofC	11/14	5	0-0	0-0	0-0	0-0-0	1	0	0	0	0	0	0
Seton Hall	11/17					— DNP (Coach's Decision) —							
at Clemson	11/20	1	0-0	0-0	0-0	0-0-0	0	0	0	0	0	0	0
at San Diego State	11/23					— DNP (Coach's Decision) —							
at USC	11/25					— DNP (Coach's Decision) —							
NC Central	12/02	11	1-3	1-2	0-0	1-2-3	1	0	0	0	0	0	3
at Charlotte	12/08					— DNP (Coach's Decision) —							
vs. N. Carolina	12/18					— DNP (Coach's Decision) —							
Winthrop	12/20					— DNP (Coach's Decision) —							
SC State	12/22	5	0-2	0-0	0-0	1-0-1	0	0	0	0	0	0	0
Savannah St.	12/28	4	0-0	0-0	0-0	0-0-0	0	0	0	1	0	0	0
at Arkansas*	01/02					— DNP (Coach's Decision) —							
Vanderbilt*	01/05					— DNP (Coach's Decision) —							
Kentucky*	01/09												
at Auburn*	01/12												
at Texas A&M*	01/16												
Alabama*	01/19												
at Vanderbilt*	01/26												
Ole Miss*	01/30												
Missouri*	02/02												
at Miss. State*	02/06												
Arkansas*	02/09												
at LSU*	02/16												
at Kentucky*	02/20												
Florida*	02/23												
Georgia*	02/27												
at Tennessee*	03/02												

Career Highs – All Games

Pts	3 vs. NC Central, 12/2/13
FG	1 vs. NC Central, 12/2/13
FGA	3 vs. NC Central, 12/2/13
FG %	.333 (1-3) vs. NCCU, 12/2/13
3FG	1 vs. NC Central, 12/2/13
3FGA	2 vs. NC Central, 12/2/13
3FG %	.500 (1-2) vs. NCCU, 12/2/13
FT	
FTA	
FT %	
Rebs	3 vs. NC Central, 12/2/13
Off Rebs	1, 2x, last vs. SC State, 12/22/13
Def Rebs	2 vs. NC Central, 12/2/13
Blks	1, vs. Savannah State, 12/28/13
Stls	
Assts	
Min	11 vs. NC Central, 12/2/13

Season Highs – All Games

Pts	3 vs. NC Central, 12/2/13
FG	1 vs. NC Central, 12/2/13
FGA	3 vs. NC Central, 12/2/13
FG %	.333 (1-3) vs. NCCU, 12/2/13
3FG	1 vs. NC Central, 12/2/13
3FGA	2 vs. NC Central, 12/2/13
3FG %	.500 (1-2) vs. NCCU, 12/2/13
FT	
FTA	
FT %	
Rebs	3 vs. NC Central, 12/2/13
Off Rebs	1, 2x, last vs. SC State, 12/22/13
Def Rebs	2 vs. NC Central, 12/2/13
Blks	1, vs. Savannah State, 12/28/13
Stls	
Assts	
Min	11 vs. NC Central, 12/2/13

Career – SEC Games

Pts	
FG	
FGA	
FG %	
FT	
FTA	
FT %	
Rebs	
Off Rebs	
Def Rebs	
Blks	
Stls	
Assts	
Min	

Season Highs – SEC Games

Pts	
FG	
FGA	
FG %	
FT	
FTA	
FT %	
Rebs	
Off Rebs	
Def Rebs	
Blks	
Stls	
Assts	
Min	

Career Stats at South Carolina

Year	GP	GS	Min	Avg	FG	FGA	Pct	3FG	FGA	Pct	FT	FTA	Pct	Off	Def	Tot	Avg	PF	FO	A	TO	Blk	Stl	Pts	Avg
2013-14	7	0	33	4.7	1	5	.200	1	2	.500	0	0	—	2	2	4	0.57	2	0	0	0	1	0	3	0.4



OLIVIA GAINES

**5-7
Junior
Guard
Chester, S.C.
Louisburg College (N.C.)**

#2

Miscellaneous Stats

	Season	Career
Double-Double	0	0
10+ Points	0	0
10+ Rebounds	0	0
5+ Assists	1	1
Tm-High Pts.	0	0
Tm-High Assts.	1	1

- Has played in 13 games, adding great spark to defensive effort in recent outings
- Continued strong play late in non-conference slate with career-high seven points against Savannah State (Dec. 28), including four points and aggressive defense during key 17-5 run late in first half
- Delivered best game of her season against SC State (Dec. 22) with six points, four rebounds and two assists
- Provided great spark defensively in second half against #14/13 North Carolina (Dec. 18), helping key a 14-3 run that brought team within two points after trailing by 12 at the half
- Was solid in 18 minutes against NC Central (Dec. 2), hitting a pair of field goals, pulling down five rebounds and handing out four assists with just one turnover
- Made a statement in her debut with four points, five assists, four rebounds and three steals in 17 minutes against Charleston Southern (Nov. 8)

2013-14 Game-by-Game

Opponent	Date	GS	MIN	FG-A	3FG-A	FT-A	Reb	PF	A	TO	B	S	TP
Chas. Sthrn.	11/08	17	2-3	0-0	0-0	2-2-4	0	5	1	1	3	4	
LA Tech	11/10	9	1-2	0-0	0-1	3-1-4	1	3	1	1	0	2	
CofC	11/14	11	0-1	0-0	2-2	0-1-1	1	0	1	0	1	2	
Seton Hall	11/17	5	0-0	0-0	0-1-1	2	1	0	0	0	0	0	
at Clemson	11/20					— DNP (Coach's Decision) —							
at San Diego State	11/23	5	0-0	0-0	1-2	1-0-1	0	1	0	0	1	1	
at USC	11/25					— DNP (Coach's Decision) —							
NC Central	12/02	18	2-3	0-1	0-0	1-4-5	1	4	1	0	1	4	
at Charlotte	12/08	4	0-0	0-0	0-0	0-1-1	1	0	0	0	0	0	
vs. N. Carolina	12/18	11	1-2	0-0	0-0	0-1-1	1	2	1	0	0	2	
Winthrop	12/20	13	0-1	0-0	2-2	0-1-1	3	1	0	0	0	2	
SC State	12/22	18	2-2	0-0	2-2	1-3-4	0	2	1	0	1	6	
Savannah St.	12/28	19	3-5	0-0	1-2	0-0-0	4	1	2	0	1	7	
at Arkansas*	01/02	12	0-1	0-0	1-2	0-1-1	0	1	0	0	1	1	
Vanderbilt*	01/05	14	0-0	0-0	2-2	0-1-1	1	2	1	0	1	2	
Kentucky*	01/09												
at Auburn*	01/12												
at Texas A&M*	01/16												
Alabama*	01/19												
at Vanderbilt*	01/26												
Ole Miss*	01/30												
Missouri*	02/02												
at Miss. State*	02/06												
Arkansas*	02/09												
at LSU*	02/16												
at Kentucky*	02/20												
Florida*	02/23												
Georgia*	02/27												
at Tennessee*	03/02												

Career Highs – All Games

Pts 7 vs. Savannah St., 12/28/13
FG 3 vs. Savannah St., 12/28/13
FGA 5 vs. Savannah St., 12/28/13
FG % 1.00 (2-2), vs. SC State, 12/22/13

3FG
3FGA 1 vs. NC Central, 12/2/13
3FG %
FT 2, 4x, last vs. Vanderbilt, 1/5/14
FTA 2, 7x, last vs. Vanderbilt, 1/5/14
FT % 1.00 (2-2), 4x, last vs. Vanderbilt, 1/5/14

Rebs 5 vs. NC Central, 12/2/13
Off Rebs 3 vs. La Tech, 11/10/13
Def Rebs 4 vs. NC Central, 12/2/13
Blks 1, 2x, last vs. LA Tech, 11/10/13
Stls 3 vs. Chas. Southern, 11/8/13
Assts 5 vs. Chas. Southern, 11/8/13
Min 19, vs. Savannah St., 12/28/13

Career – SEC Games

Pts 2 vs. Vanderbilt, 1/5/14
FG
FGA 1 at Arkansas, 1/2/14
FG %
3FG
3FGA
3FG %
FT 2 vs. Vanderbilt, 1/5/14
FTA 2, 2x, last vs. Vanderbilt, 1/5/14
FT % 1.00 (2-2), vs. Vanderbilt, 1/5/14
Rebs 1, 2x, last vs. Vanderbilt, 1/5/14
Off Rebs
Def Rebs 1, 2x, last vs. Vanderbilt, 1/5/14
Blks
Stls 1, 2x, last vs. Vanderbilt, 1/5/14
Assts 2 vs. Vanderbilt, 1/5/14
Min 14 vs. Vanderbilt, 1/5/14

Season Highs – All Games

Pts 7 vs. Savannah St., 12/28
FG 3 vs. Savannah St., 12/28
FGA 5 vs. Savannah St., 12/28
FG % 1.00 (2-2), vs. SC State, 12/22

3FG
3FGA 1 vs. NC Central, 12/2
3FG %
FT 2, 4x last vs. Vanderbilt, 1/5
FTA 2, 7x, last vs. Vanderbilt, 1/5
FT % 1.00 (2-2), 4x, last vs. Vanderbilt, 1/5

Rebs 5 vs. NC Central, 12/2
Off Rebs 3 vs. La Tech, 11/10
Def Rebs 4 vs. NC Central, 12/2
Blks 1, 2x, last vs. LA Tech, 11/10
Stls 3 vs. Chas. Southern, 11/8
Assts 5 vs. Chas. Southern, 11/8
Min 19, vs. Savannah St., 12/28

Season Highs – SEC Games

Pts 2 vs. Vanderbilt, 1/5
FG
FGA 1 at Arkansas, 1/2
FG %
3FG
3FGA
3FG %
FT 2 vs. Vanderbilt, 1/5
FTA 2, 2x, last vs. Vanderbilt, 1/5
FT % 1.00 (2-2), vs. Vanderbilt, 1/5
Rebs 1, 2x, last vs. Vanderbilt, 1/5
Off Rebs
Def Rebs 1, 2x, last vs. Vanderbilt, 1/5
Blks
Stls 1, 2x, last vs. Vanderbilt, 1/5
Assts 2 vs. Vanderbilt, 1/5
Min 14 vs. Vanderbilt, 1/5

Career Stats at South Carolina

Year	GP	GS	Min	Avg	FG	FGA	Pct	3FG	FGA	Pct	FT	FTA	Pct	Off	Def	Tot	Avg	PF	FO	A	TO	Blk	Stl	Pts	Avg
2013-14	13	0	156	12.0	11	20	.550	0	1	.000	11	15	.733	8	17	25	1.9	15	0	23	9	2	10	33	2.5



ELEM IBIAM

**6-4
Junior
Center
Fayetteville, Ga.
Fayette County**

#33

Miscellaneous Stats

	Season	Career
Double-Double	0	1
10+ Points	8	15
10+ Rebounds	0	2
5+ Blocks	1	3
Tm-High Pts.	2	4
Tm-High Rebs.	3	10

- Has started all 15 games this season
- Is second in the SEC and 41st in the nation with 2.3 blocks per game
- Ranks 19th in the SEC in rebounding
- Has led the team in scoring twice (Seton Hall, at Charlotte)
- Has led the team in rebounding three times (Seton Hall, at Charlotte, SC State)
- Scored seven straight points during Gamecocks 10-minute run in first half against Vanderbilt (Jan. 5) that turned two-point deficit into 11-point halftime lead
- Was great on the glass in second half against Winthrop (Dec. 20), grabbing seven of her team-high nine in the second period to help hold off rally, narrowly missing her first double-double of the season
- Anchored the paint against #14/13 North Carolina (Dec. 18), shooting 7-of-10 from the field and blocking four shots
- Matched her career high with 19 points at Charlotte (Dec. 8), dominating first half with 10 points and six (of her nine total) rebounds to keep game close while Aleighsa Welch was on the bench with foul trouble
- Scored seven of her 11 points and grabbed six of her eight rebounds against Louisiana Tech (Nov. 10) in the first 10 minutes of the second half
- Tied for fourth-best perfect shooting night in Colonial Life Arena history, going 7-of-7 from the field against Charleston Southern (Nov. 8)
- Matched her career high and third in Colonial Life Arena history with five blocks against Charleston Southern (Nov. 8)

2013-14 Game-by-Game

Opponent	Date	GS	MIN	FG-A	3FG-A	FTA	Reb	PF	A	TO	B	S	TP
Chas. Sthrn.	11/08	*	20	7-7	0-0	3-5	1-5-6	0	0	1	5	2	17
LA Tech	11/10	*	24	3-6	0-0	5-10	2-6-8	5	1	3	3	1	11
CofC	11/14	*	23	5-8	0-0	2-5	2-4-6	2	0	0	3	1	12
Seton Hall	11/17	*	29	5-10	0-0	8-9	1-7-8	2	0	2	3	0	18
at Clemson	11/20	*	25	5-6	0-0	0-0	3-3-6	2	1	0	1	1	10
at San Diego State	11/23	*	21	2-3	0-0	1-2	1-3-4	3	1	1	1	1	5
at USC	11/25	*	19	2-5	0-0	0-0	2-3-5	5	1	2	2	0	4
NC Central	12/02	*	20	0-1	0-0	2-2	0-3-3	2	0	1	1	0	2
at Charlotte	12/08	*	30	7-14	0-0	5-7	2-7-9	2	0	1	3	1	19
vs. N. Carolina	12/18	*	33	7-10	0-0	0-0	3-2-5	4	1	1	4	2	14
Winthrop	12/20	*	32	6-12	0-0	0-0	2-7-9	2	0	1	3	0	12
SC State	12/22	*	25	4-10	0-0	1-2	5-4-9	1	1	2	1	1	9
Savannah St.	12/28	*	18	1-7	0-0	3-4	3-6-9	3	0	0	1	1	5
at Arkansas*	01/02	*	15	1-4	0-0	2-2	1-3-4	4	0	1	1	0	4
Vanderbilt*	01/05	*	20	3-4	0-0	5-6	2-6-8	4	0	2	2	0	11
Kentucky*	01/09												
at Auburn*	01/12												
at Texas A&M*	01/16												
Alabama*	01/19												
at Vanderbilt*	01/26												
Ole Miss*	01/30												
Missouri*	02/02												
at Miss. State*	02/06												
Arkansas*	02/09												
at LSU*	02/16												
at Kentucky*	02/20												
Florida*	02/23												
Georgia*	02/27												
at Tennessee*	03/02												

Career Highs – All Games

Pts ... 19, 2x, last at Charlotte, 12/8/13
FG 8 vs. Alabama, 3/7/13
FGA 14 at Charlotte, 12/8/13
FG % 1.00 (7-7) vs. Charleston Southern, 11/8/13
FT 8 vs. Seton Hall, 11/17/13
FTA 10 vs. LA Tech, 11/10/13
FT % 1.000 (2-2), 3x, last at Arkansas, 1/2/14
Rebs 11 vs. Elon, 11/9/12
Off Rebs 6 vs. Elon, 11/9/12
Def Rebs 7, 4x, last vs. Winthrop, 12/20/13
Blks ... 5, 2x, last vs. Chas. Sthrn., 11/8/13
Stls ... 2, 4x, last vs. N. Carolina, 12/18/13
Assts ... 3 vs. South Dakota St., 3/23/13
Min 33 vs. N. Carolina, 12/18/13

Season Highs – All Games

Pts 19 at Charlotte, 12/8
FG 7, 3x, last vs. N. Carolina, 12/18
FGA 14 at Charlotte, 12/8
FG % 1.00 (7-7) vs. Charleston Southern, 11/8
FT 8 vs. Seton Hall, 11/17
FTA 10 vs. LA Tech, 11/10
FT % 1.00 (2-2) at Arkansas, 1/2
Rebs 9, 4x, last vs. Sav. St., 12/28
Off Rebs 5, vs. SC State, 12/22
Def Rebs 7, 4x, last vs. Winthrop, 12/20
Blks ... 5 vs. Charleston Southern, 11/8
Stls ... 2, 2x, last vs. N. Carolina, 12/18
Assts 1, 6x, last vs. SC State, 12/22
Min 33 vs. N. Carolina, 12/18

Career – SEC Games

Pts 15 at Kentucky, 2/14/13
FG 6 at Kentucky, 2/14/13
FGA 8 at Alabama, 2/7/13
FG %857 (6-7) at Kentucky, 2/14/13
FT 5, 2x, last vs. Vanderbilt, 1/5/14
FTA 8 vs. Mississippi State, 2/24/13
FT % .. 1.00 (3-3) at Kentucky, 2/14/13
Rebs ... 8, 2x, last vs. Vanderbilt, 1/5/14
Off Rebs 4, 2x, last vs. Ky., 1/24/13
Def Rebs 4 vs. Kentucky, 1/24/13
Blks ... 2, 6x, last vs. Vanderbilt, 1/5/14
Stls 1, 4x, last vs. Florida, 3/3/13
Assts 1 vs. Arkansas, 2/9/12
Min 22 at Kentucky, 2/14/13

Season Highs – SEC Games

Pts 11 vs. Vanderbilt, 1/5
FG 3 vs. Vanderbilt, 1/5
FGA 4, 2x, last vs. Vanderbilt, 1/5
FG %750 (3-4), vs. Vanderbilt, 1/5
FT 5 vs. Vanderbilt, 1/5
FTA 6 vs. Vanderbilt, 1/5
FT % 1.00 (2-2) at Arkansas, 1/2
Rebs 8 vs. Vanderbilt, 1/5
Off Rebs 2 vs. Vanderbilt, 1/5
Def Rebs 6 vs. Vanderbilt, 1/5
Blks 2 vs. Vanderbilt, 1/5
Stls
Assts
Min 20 vs. Vanderbilt, 1/5

Career Stats at South Carolina

Year	GP	GS	Min	Avg	FG	FGA	Pct	3FG	FGA	Pct	FT	FTA	Pct	Off	Def	Tot	Avg	PF	FO	A	TO	Blk	Stl	Pts	Avg
2011-12	25	0	197	7.9	26	59	.441	0	1	.000	22	35	.629	34	40	74	3.0	33	0	4	16	17	2	74	3.0
2012-13	30	0	472	15.7	64	131	.489	0	0	—	32	64	.500	52	83	135	4.5	48	1	8	20	30	11	160	5.3
2013-14	15	15	354	23.6	58	107	.542	0	0	—	37	54	.685	30	69	99	6.6	41	2	6	18	34	11	153	10.2
Career Totals	70	15	1023	14.6	148	297	.498	0	1	.000	91	153	.595	116	192	308	4.4	122	3	18	54	81	24	387	5.5



TIFFANY MITCHELL

5-9
Sophomore
Guard
Charlotte, N.C.
Providence Day

#25

Miscellaneous Stats

	Season	Career
Double-Double	1	3
20+ Points	2	3
10+ Points	14	28
10+ Rebounds	1	6
5+ Assists	3	3
5+ Steals	3	4
Tm-High Pts.	5	12
Tm-High Rebs.	0	6
Tm-High Assts.	6	8

- Has started all 15 games
- Ranks ninth in the SEC in scoring, fourth in steals (2.4), 14th in assists (3.5) and free throw percentage, and 15th in assist-to-turnover ratio (1.4)
- Has led the team in scoring five times (at USC, NC Central, Winthrop, Savannah St., at Arkansas)
- Has led the team in assists six times (at Clemson, at San Diego St., at USC, at Charlotte, Winthrop, SC State)
- Sank 4-of-4 free throws in final two minutes to ice win over Vanderbilt (Jan. 5), finishing with 19 points
- Grabbed two defensive rebounds and hit 4-of-4 free throws in final 30 seconds to secure win at Arkansas (Jan. 2) en route to first double-double of the season
- Netted 12 of her 18 points against Savannah State (Dec. 28) at the free throw line, scoring seven points during key 17-5 run late in first half, and tying career high with five steals
- Key element in holding off second-half charge from Winthrop (Dec. 20), scoring 12 points in second half en route to her total of 20, which included a career-high four 3s
- Scored 16 of her 18 points against #14/13 North Carolina (Dec. 18) in the second half, highlighted by four during a 14-3 run that included a layup after stealing an inbounds pass under the basket to bring team within two points after trailing by 12 at the half, and the team's lone 3-pointer to pull within four with 4:23 to play
- Recorded 11 of her 15 points at Charlotte (Dec. 8) in the first half to keep Gamecocks just ahead of upset-minded 49ers
- Scored 12 of her 17 points at San Diego State in the second half, while handing out six of her career-high nine assists in the final 20 minutes as well

2013-14 Game-by-Game

Opponent	Date	GS	MIN	FG-A	3FG-A	FTA	Reb	PF	A	TO	B	S	TP
Chas. Sthrn.	11/08	*	21	6-10	0-0	0-0	1-0-1	0	1	0	0	5	12
LA Tech	11/10	*	27	4-9	1-4	1-3	0-4-4	1	3	2	0	1	10
CofC	11/14	*	26	3-7	2-3	3-7	3-5-8	1	1	2	0	0	11
Seton Hall	11/17	*	36	5-10	2-3	3-6	1-2-3	2	4	1	0	1	15
at Clemson	11/20	*	28	6-10	2-4	0-0	2-4-6	0	5	4	0	2	14
at San Diego State	11/23	*	26	6-10	1-2	4-5	1-2-3	2	9	1	0	3	17
at USC	11/25	*	34	6-9	0-1	10-13	3-3-6	3	4	6	0	5	22
NC Central	12/02	*	14	7-9	2-3	3-4	1-2-3	1	1	1	0	3	19
at Charlotte	12/08	*	36	4-9	0-2	7-7	1-2-3	0	4	3	0	3	15
vs. N. Carolina	12/18	*	34	4-13	1-2	9-10	2-3-5	3	1	3	0	2	18
Winthrop	12/20	*	34	7-9	4-5	2-5	0-1-1	3	7	6	0	1	20
SC State	12/22	*	31	2-8	1-3	0-0	4-5-9	0	4	1	0	1	5
Savannah St.	12/28	*	27	3-5	0-1	12-16	0-7-7	0	4	3	0	5	18
at Arkansas*	01/02	*	35	5-10	0-0	6-8	3-8-11	4	1	3	0	1	16
Vanderbilt*	01/05	*	36	6-9	2-2	5-6	0-4-4	4	4	1	1	3	19
Kentucky*	01/09												
at Auburn*	01/12												
at Texas A&M*	01/16												
Alabama*	01/19												
at Vanderbilt*	01/26												
Ole Miss*	01/30												
Missouri*	02/02												
at Miss. State*	02/06												
Arkansas*	02/09												
at LSU*	02/16												
at Kentucky*	02/20												
Florida*	02/23												
Georgia*	02/27												
at Tennessee*	03/02												

Career Highs – All Games

Pts 22 at USC, 11/25/13
 FG 8 vs. Furman, 12/9/12
 FGA 17 vs. Tennessee, 1/3/13
 FG %... .833 (5-6) vs. Western Carolina, 12/29/12
 3FG 4 vs. Winthrop, 12/20/13
 3FGA 5 vs. Winthrop, 12/20/13
 3FG %... 1.00 (2-2), 4x, last vs. Vanderbilt, 1/5/14
 FT 12 vs. Savannah St., 12/28/13
 FTA 16 vs. Savannah St., 12/28/13
 FT %... 1.00 (7-7), at Charlotte, 12/8/13
 Rebs..... 11, 5x, last at Arkansas, 1/2/14
 Off Rebs..... 6 at Florida, 1/20/13
 Def Rebs..... 8, 3x, last at Arkansas, 1/2/14
 Blks 1, 5x last vs. Vanderbilt, 1/5/14
 Stls..... 5, 4x, last vs. Sav. St., 12/28/13
 Assts 9 at San Diego State, 11/23/13
 Min 36, 5x, last vs. Vanderbilt, 1/5/14

Career – SEC Games

Pts 19 vs. Vanderbilt, 1/5/14
 FG 7 at Ole Miss, 2/17/13
 FGA 17 vs. Tennessee, 1/3/13
 FG %... .666 (6-9), vs. Vanderbilt, 1/5/14
 3FG 2, 2x, last vs. Vandy, 1/5/14
 3FGA 3, 3x, last vs. TAMU, 2/10/13
 3FG %... 1.00 (2-2) vs. Vanderbilt, 1/5/14
 FT 6, 2x, last at Arkansas, 1/2/14
 FTA 10, 2x, last at Arkansas, 1/2/14
 FT % . 1.00 (4-4), at Missouri, 2/28/13
 Rebs..... 11, 2x, last at Arkansas, 1/2/14
 Off Rebs 6 at Florida, 1/20/13
 Def Rebs..... 8 at Arkansas, 1/2/14
 Blks 1, 2x last vs. LSU, 1/17/13
 Stls..... 3, 2x, last vs. Vandy, 1/5/14
 Assts 4 vs. Vanderbilt, 1/5/14
 Min 36, 3x, last vs. Vandy, 1/5/14

Season Highs – All Games

Pts 22 at USC, 11/25
 FG 7, 2x, last vs. Winthrop, 12/20
 FGA 13 vs. N. Carolina, 12/28
 FG %... .777 (7-9), 2x, last vs. Winthrop, 12/20/13
 3FG 4 vs. Winthrop, 12/20
 3FGA 5 vs. Winthrop, 12/20
 3FG %... 1.00 (2-2) vs. Vanderbilt, 1/5
 FT 12 vs. Savannah St., 12/28
 FTA 16 vs. Savannah St., 12/28
 FT %... 1.00 (7-7), at Charlotte, 12/8
 Rebs..... 11 at Arkansas, 1/2
 Off Rebs 4 vs. SC State, 12/22
 Def Rebs 8 at Arkansas, 1/2
 Blks 1 vs. Vanderbilt, 1/5
 Stls..... 5, 3x, last vs. Sav. St., 12/28
 Assts 9 at San Diego State, 11/23
 Min 36, 3x, last vs. Vanderbilt, 1/5

Season Highs – SEC Games

Pts 19 vs. Vanderbilt, 1/5
 FG 6 vs. Vanderbilt, 1/5
 FGA 10 at Arkansas, 1/2
 FG %... .666 (6-9), vs. Vanderbilt, 1/5
 3FG 2 vs. Vanderbilt, 1/5
 3FGA 2 vs. Vanderbilt, 1/5
 3FG %... 1.00 (2-2) vs. Vanderbilt, 1/5
 FT 6 at Arkansas, 1/2
 FTA 10 at Arkansas, 1/2
 FT %833 (5-6), vs. Vanderbilt, 1/5
 Rebs..... 11 at Arkansas, 1/2
 Off Rebs 3 at Arkansas, 1/2
 Def Rebs 8 at Arkansas, 1/2
 Blks 1 vs. Vanderbilt, 1/5
 Stls..... 3 vs. Vanderbilt, 1/5
 Assts 4 vs. Vanderbilt, 1/5
 Min 36 vs. Vanderbilt, 1/5

Career Stats at South Carolina

Year	GP	GS	Min	Avg	FG	FGA	Pct	3FG	FGA	Pct	FT	FTA	Pct	Off	Def	Tot	Avg	PF	FO	A	TO	Blk	Stl	Pts	Avg
2012-13	33	30	927	28.1	107	282	.379	22	60	.367	68	111	.613	60	109	169	5.1	64	1	43	82	4	44	304	9.2
2013-14	15	15	445	29.7	74	137	.540	18	35	.514	65	90	.722	22	52	74	4.9	24	0	53	37	1	36	231	15.4
Career Totals	48	45	1372	28.6	181	419	.432	40	95	.421	133	201	.662	82	161	243	5.0	88	1	96	119	5	80	535	11.1



WILKA MONTOUT

6-3
Senior
Forward

Cayenne, French Guiana, France
Northeasten Oklahoma A&M

#12

Miscellaneous Stats

	Season	Career
Double-Double	0	0
10+ Points	0	2
10+ Rebounds	0	0
5+ Blocks	0	0
Tm-High Pts.	0	0
Tm-High Rebs.	0	0

- Has played in 13 games
- Saw a season-high 23 minutes against NC Central (Dec. 2)
- Snagged a career-high eight rebounds against College of Charleston (Nov. 14)
- Opened season with seven points on 2-of-4 shooting, including a 3, and blocked two shots against Charleston Southern (Nov. 8)

2013-14 Game-by-Game

Opponent	Date	GS	MIN	FG-A	3FG-A	FTA	Reb	PF	A	TO	B	S	TP
Chas. Sthrn.	11/08	21	2-4	1-1	2-5	1-3-4	3	1	1	2	1	7	
LA Tech	11/10	11	0-0	0-0	0-0	3-0-3	0	0	0	0	0	0	
CofC	11/14	16	1-6	0-2	0-4	5-3-8	2	0	2	1	0	2	
Seton Hall	11/17	7	0-0	0-0	0-0	0-0-0	1	1	1	0	0	0	
at Clemson	11/20	13	0-6	0-0	1-2	2-2-4	0	0	1	0	0	1	
at San Diego State	11/23	17	1-2	0-1	0-0	0-2-2	3	0	1	0	0	2	
at USC	11/25	9	0-0	0-0	0-0	0-2-2	0	1	0	0	0	0	
NC Central	12/02	23	2-6	1-3	0-0	1-0-1	2	1	1	0	0	5	
at Charlotte	12/08	8	1-2	1-1	0-0	2-0-2	1	0	0	0	0	3	
vs. N. Carolina	12/18	2	0-1	0-1	0-0	0-1-1	0	0	0	0	0	0	
Winthrop	12/20	6	1-2	0-1	0-0	2-1-3	0	0	0	0	0	0	
SC State	12/22	10	1-5	0-0	0-2	3-2-5	0	0	1	1	0	2	
Savannah St.	12/28	17	0-0	0-0	0-2	0-0-0	2	0	0	0	0	0	
at Arkansas*	01/02												
Vanderbilt*	01/05												
Kentucky*	01/09												
at Auburn*	01/12												
at Texas A&M*	01/16												
Alabama*	01/19												
at Vanderbilt*	01/26												
Ole Miss*	01/30												
Missouri*	02/02												
at Miss. State*	02/06												
Arkansas*	02/09												
at LSU*	02/16												
at Kentucky*	02/20												
Florida*	02/23												
Georgia*	02/27												
at Tennessee*	03/02												

— DNP (Coach's Decision) —
— DNP (Coach's Decision) —

Career Highs – All Games

Pts 12 vs. Louisiana Tech, 11/12/12
FG 4, 3x, last vs. Furman, 12/9/12
FGA... 13 vs. Savannah State, 11/15/12
FG %.... .667 (2-3) at Missouri, 2/28/13
3FG..... 1, 8x, last at Charlotte, 12/8/13
3FGA... 3, 4x, last vs. NCCU, 12/2/13
3FG %..... .500 (1-2), 2x at Charlotte, 12/8/13
FT..... 3 at LA Tech, 11/12/12
FTA..... 5 vs. Chas. Southern, 11/8/13
FT %.... 1.00 (2-2), 4x, last at Mississippi State, 1/6/13

Rebs.. 8 vs. C. of Charleston, 11/14/13
Off Rebs.. 5, 2x, last vs. CofC, 11/14/13
Def Rebs.. 3, 3x, last vs. CofC, 11/14/13
Blks... 2, 2x, last vs. Chas. Sthrn., 11/8/13
Stls.... 1, 4x, last vs. Chas. Sthrn., 11/8/13
Assts..... 2, 2x, last vs. Vanderbilt, 1/10/13
Min..... 24 vs. Savannah State, 11/15/12

Career – SEC Games

Pts 4 at Missouri, 2/28/13
FG 2 at Missouri, 2/28/13
FGA..... 3, 4x, last at Missouri, 2/28/13
FG %667 (2-3) at Missouri, 2/28/13
3FG 1, 2x, last vs. Auburn, 2/3/13
3FGA..... 3, 2x, last at Alabama, 2/7/13
3FG %... .500 (1-2) vs. Auburn, 2/3/13
FT..... 2 at Mississippi State, 1/6/13
FTA.. 2, 2x, last vs. Miss. State, 2/24/13
FT % .. 1.000 (2-2) at Miss. St., 1/6/13
Rebs..... 4 at Mississippi State, 1/6/13
Off Rebs 2 vs. Tennessee, 1/3/13
Def Rebs..... 3 at Mississippi St., 1/6/13
Blks 1, 2x, last at Missouri, 2/28/13
Stls.....
Assts 2 vs. Vanderbilt, 1/10/13
Min..... 15 at Mississippi State, 1/6/13

Season Highs – All Games

Pts 7 vs. Charleston Southern, 11/8
FG 2, 2x, last vs. NC Central, 12/2
FGA... 6, 3x, last vs. NC Central, 12/2
FG %..... 500 (2-4) vs. Chas. Sthrn., 11/8
3FG 1, 3x, last at Charlotte, 12/8
3FGA..... 3 vs. NC Central, 12/2
3FG %... .500 (1-2) at Charlotte, 12/8
FT..... 2 vs. Charleston Southern, 11/8
FTA..... 5 vs. Chas. Southern, 11/8
FT %..... 400 (2-5) vs. Chas. Sthrn., 11/8

Rebs..... 8 vs. C. of Charleston, 11/14
Off Rebs 5 vs. CofC, 11/14
Def Rebs..... 3, 2x, last vs. CofC, 11/14
Blks ... 2 vs. Charleston Southern, 11/8
Stls..... 1 vs. Charleston Southern, 11/8
Assts ... 1, 4x, last vs. NC Central, 12/2
Min..... 23 vs. NC Central, 12/2

Season Highs – SEC Games

Pts
FG
FGA.....
FG %
3FG
3FGA.....
3FG %.....
FT.....
FTA.....
FT %
Rebs.....
Off Rebs
Def Rebs.....
Blks
Stls.....
Assts
Min.....

Career Stats at South Carolina

Year	GP	GS	Min	Avg	FG	FGA	Pct	3FG	FGA	Pct	FT	FTA	Pct	Off	Def	Tot	Avg	PF	FO	A	TO	Blk	Stl	Pts	Avg
2012-13	29	0	293	10.1	26	94	.277	6	32	.188	13	19	.684	27	16	43	1.5	26	0	8	16	7	3	71	2.4
2013-14	13	0	169	13.0	9	34	.265	3	10	.300	3	15	.200	19	16	35	2.6	14	0	4	8	4	1	24	1.8
Career Totals	42	0	462	11.0	35	128	.273	9	42	.214	16	34	.471	46	32	78	1.8	40	0	12	24	11	4	95	2.3



LeANNA MORRISON

5-5
R-Sophomore
Guard
Monck's Corner, S.C.
Charlotte

#21

Miscellaneous Stats

	Season	Career
Double-Double	0	0
10+ Points	0	0
10+ Rebounds	0	0
5+ Assists	0	0
Tm-High Pts.	0	0
Tm-High Assts.	0	0

- Has played in 11 games
- Got a season-high 12 minutes against NC Central (Dec. 2), hitting her first career field goal – a 3-pointer in the second half
- Scored her first career points in her fourth game in the Garnet and Black, adding a pair of free throws against Seton Hall (Nov. 17)

2013-14 Game-by-Game

Opponent	Date	GS	MIN	FG-A	3FG-A	FTA	Reb	PF	A	TO	B	S	TP
Chas. Sthrn.	11/08	7	0-0	0-0	0-0	0-1-1	1	1	1	0	0	0	0
LA Tech	11/10	1	0-1	0-1	0-0	0-0-0	0	0	0	0	0	0	0
CofC	11/14	6	0-3	0-2	0-0	1-0-1	1	1	0	0	0	0	0
Seton Hall	11/17	2	0-0	0-0	2-2	0-0-0	0	0	0	0	0	1	2
at Clemson	11/20	2	0-0	0-0	0-0	0-0-0	0	0	0	0	0	0	0
at San Diego State	11/23	4	0-1	0-1	0-0	1-0-1	0	1	0	0	0	0	0
at USC	11/25	1	0-0	0-0	0-0	0-0-0	0	0	0	0	0	0	0
NC Central	12/02	12	1-3	1-2	0-0	2-0-2	0	0	0	0	0	0	3
at Charlotte	12/08	1	0-0	0-0	2-4	0-0-0	0	0	0	0	0	0	2
vs. N. Carolina	12/18												
Winthrop	12/20												
SC State	12/22	5	0-1	0-1	0-0	0-1-1	0	0	0	0	0	0	0
Savannah St.	12/28	8	0-0	0-0	1-2	0-2-2	2	0	1	0	0	0	1
at Arkansas*	01/02												
Vanderbilt*	01/05												
Kentucky*	01/09												
at Auburn*	01/12												
at Texas A&M*	01/16												
Alabama*	01/19												
at Vanderbilt*	01/26												
Ole Miss*	01/30												
Missouri*	02/02												
at Miss. State*	02/06												
Arkansas*	02/09												
at LSU*	02/16												
at Kentucky*	02/20												
Florida*	02/23												
Georgia*	02/27												
at Tennessee*	03/02												

Career Highs – All Games

Pts 3 vs. NC Central, 12/2/13
FG 1 vs. NC Central, 12/2/13
FGA..... 3, 2x, last vs. NCCU, 12/2/13
FG%333 (1-3) vs. NCCU, 12/2/13
3FG 1 vs. NC Central, 12/2/13
3FGA... 2, 2x, last vs. NCCU, 12/2/13
3FG%..... .500 (1-2) vs. NCCU, 12/2/13
FT..... 2, 2x, last at Charlotte, 12/8 /13
FTA..... 4 at Charlotte, 12/8/13
FT%...1.00 (2-2) vs. Seton Hall, 11/17/13
Rebs.....2, 2x, last vs. Sav. St., 12/28/13
Off Rebs.... 2 vs. NC Central, 12/2/13
Def Rebs..... 2 vs. Savannah St., 12/28/13
Stls..... 1 vs. Seton Hall, 11/17/13
Assts..... 1, 3x, last at San Diego St., 11/23/13
Min..... 12 vs. NC Central, 12/2/13

Career – SEC Games

Pts
FG
FGA.....
FG %
3FG
3FGA.....
3FG %.....
FT.....
FTA.....
FT %
Rebs.....
Off Rebs.....
Def Rebs.....
Stls.....
Assts.....
Min.....

Season Highs – All Games

Pts3 vs. NC Central, 12/2
FG 1 vs. NC Central, 12/2
FGA.... 3, 2x, last vs. NC Central, 12/2
FG%333 (1-3) vs. NCCU, 12/2
3FG 1 vs. NC Central, 12/2
3FGA.. 2, 2x, last vs. NC Central, 12/2
3FG%... .500 (1-2) vs. NC Central, 12/2
FT..... 2, 2x, last at Charlotte, 12/8
FTA.....4 at Charlotte, 12/8
FT%.....1.00 (2-2) vs. Seton Hall, 11/17
Rebs..... 2, 2x, last vs. Sav. St., 12/28
Off Rebs..... 2 vs. NC Central, 12/2
Def Rebs..... 2 vs. Savannah St., 12/28
Stls..... 1 vs. Seton Hall, 11/17
Assts..... 1, 3x, last at San Diego St., 11/23
Min..... 12 vs. NC Central, 12/2

Season Highs – SEC Games

Pts
FG
FGA.....
FG %
3FG
3FGA.....
3FG %.....
FT.....
FTA.....
FT %
Rebs.....
Off Rebs.....
Def Rebs.....
Stls.....
Assts.....
Min.....

Career Stats at South Carolina

Year	GP	GS	Min	Avg	FG	FGA	Pct	3FG	FGA	Pct	FT	FTA	Pct	Off	Def	Tot	Avg	PF	FO	A	TO	Blk	Stl	Pts	Avg
2013-14	11	0	41	4.5	1	9	.111	1	7	.143	5	8	.625	4	4	8	0.7	4	0	3	2	0	1	8	0.7



TINA ROY

5-11
R-Sophomore
Guard
Kaplan, La.
Kaplan

#23

Miscellaneous Stats

	Season	Career
Double-Double	0	0
10+ Points	1	6
5+ Assists	2	2
5+ Steals	0	0
Tm-High Pts.	0	2
Tm-High Assts.	1	2

- Has played in 15 games with one start (at Charlotte)
- Played a strong all-around game against Vanderbilt (Jan. 5), logging a career-high 31 minutes, including key moments in the second half to handle the Commodores pressure
- Drew her first career start at Charlotte (Dec. 8)
- Made solid contributions against NC Central (Dec. 2) with five assists and a career-high six rebounds
- Found her shooting stroke in two games on the West Coast, including 11 points at USC (Nov. 25) on 3-of-5 accuracy and a pair of 3s at San Diego State (Nov. 23)
- Opened the season with a career-high seven assists against Charleston Southern (Nov.)

2013-14 Game-by-Game

Opponent	Date	GS	MIN	FG-A	3FG-A	FTA	Reb	PF	A	TO	B	S	TP
Chas. Sthrn.	11/08		22	2-6	1-4	0-0	0-3-3	0	7	0	0	0	5
LA Tech	11/10		19	1-9	0-4	0-0	0-1-1	1	2	0	0	1	2
CofC	11/14		16	2-10	2-9	0-0	0-0-0	0	2	0	0	0	6
Seton Hall	11/17		12	1-1	1-1	2-2	0-2-2	0	1	1	0	0	5
at Clemson	11/20		15	1-4	0-3	1-1	2-1-3	1	0	2	0	0	3
at San Diego State	11/23		19	2-6	2-4	0-0	0-1-1	0	2	1	1	0	6
at USC	11/25		24	3-5	1-2	4-4	0-3-3	1	0	0	1	0	11
NC Central	12/02		25	1-7	0-4	0-0	1-5-6	0	5	0	0	0	2
at Charlotte	12/08	*	15	0-0	0-0	1-2	1-1-2	2	1	2	1	1	1
vs. N. Carolina	12/18		20	1-5	0-3	0-1	2-2-4	1	0	0	0	0	2
Winthrop	12/20		8	0-1	0-1	0-0	0-0-0	0	0	0	0	0	0
SC State	12/22		20	3-6	1-2	0-0	0-1-1	0	2	0	0	1	7
Savannah St.	12/28		19	1-5	0-1	0-0	0-2-2	1	2	1	0	1	2
at Arkansas*	01/02		6	0-2	0-1	0-0	0-2-2	1	0	0	1	0	0
Vanderbilt*	01/05		31	1-4	1-2	0-0	0-3-3	0	3	0	1	0	3
Kentucky*	01/09												
at Auburn*	01/12												
at Texas A&M*	01/16												
Alabama*	01/19												
at Vanderbilt*	01/26												
Ole Miss*	01/30												
Missouri*	02/02												
at Miss. State*	02/06												
Arkansas*	02/09												
at LSU*	02/16												
at Kentucky*	02/20												
Florida*	02/23												
Georgia*	02/27												
at Tennessee*	03/02												

Career Highs – All Games

Pts 15 vs. Presbyterian, 11/27/11
 FG ... 5, 2x, last, vs. SC State, 12/14/11
 FGA..... 12 vs. Georgia, 3/2/12
 FG %667 (2-3) at Florida, 1/8/12
 3FG 5 vs. Presbyterian, 11/27/11
 3FGA..... 9, 2x, last vs. CofC, 11/14/13
 3FG %600 (3-5) vs. Florida, 2/12/12
 FT 3 vs. C. of Charleston, 11/23/11
 FTA..... 4, 3x, last at USC, 11/25/13
 FT % 1.000 (4-4) at USC, 11/25/13
 Rebs..... 6 vs. NC Central, 12/2/13
 Off Rebs 3 at LSU, 1/12/12
 Def Rebs.... 5 vs. NC Central, 12/2/13
 Stls..... 2 vs. Presbyterian, 11/27/11
 Assts 7 vs. Chas. Southern, 11/8/13
 Minutes..... 31 vs. Vanderbilt, 1/5/14

Career – SEC Games

Pts 11 vs. Florida, 2/12/12
 FG 4 vs. Florida, 2/12/12
 FGA..... 9 vs. Florida, 2/12/12
 FG %667 (2-3) at Florida, 1/8/12
 3FG 3 vs. Florida, 2/12/12
 3FGA..... 7 at LSU, 1/12/12
 3FG %600 (3-5) vs. Florida, 2/12/12
 FT 2, 2x, last vs. Kentucky, 1/5/12
 FTA..... 3, 2x, last at Arkansas, 2/9/12
 FT %667 (2-3) vs. Kentucky, 1/5/12
 Rebs..... 5 at LSU 1/12/12
 Off Rebs 3 at LSU, 1/12/12
 Def Rebs 3 vs. Vanderbilt, 1/5/14
 Stls..... 1, 4x, last vs. Arkansas, 2/26/12
 Assts 3 vs. Vanderbilt, 1/5/14
 Min..... 31 vs. Vanderbilt, 1/5/14

Season Highs – All Games

Pts 11 at USC, 11/25
 FG 3, 2x, last vs. SC State, 12/22
 FGA..... 10 vs. C. of Charleston, 11/14
 FG %600 (3-5) at USC, 11/25
 3FG 2, 2x, last at San Diego St., 11/23
 3FGA..... 9, 2x, last vs. CofC, 11/14
 3FG %500 (2-4) at San Diego St., 11/23
 FT 4 at USC, 11/25
 FTA..... 4, 2x, last at USC, 11/25
 FT % 1.000 (4-4) at USC, 11/25
 Rebs..... 6 vs. NC Central, 12/2
 Off Rebs 2 at Clemson, 11/20
 Def Rebs 5 vs. NC Central, 12/2
 Stls..... 1, 5x, last at Arkansas, 1/2
 Assts 7 vs. Chas. Southern, 11/8
 Minutes..... 31 vs. Vanderbilt, 1/5

Season Highs – SEC Games

Pts 3 vs. Vanderbilt, 1/5
 FG 1 vs. Vanderbilt, 1/5
 FGA..... 4 vs. Vanderbilt, 1/5
 FG %250 (1-4), vs. Vanderbilt, 1/5
 3FG 1 vs. Vanderbilt, 1/5
 3FGA..... 2 vs. Vanderbilt, 1/5
 3FG % .. .500 (1-2) vs. Vanderbilt, 1/5
 FT
 FTA.....
 FT %
 Rebs..... 3 vs. Vanderbilt, 1/5
 Off Rebs
 Def Rebs 3 vs. Vanderbilt, 1/5
 Stls.....
 Assts 3 vs. Vanderbilt, 1/5
 Min..... 31 vs. Vanderbilt, 1/5

Career Stats at South Carolina

Year	GP	GS	Min	Avg	FG	FGA	Pct	3FG	FGA	Pct	FT	FTA	Pct	Off	Def	Tot	Avg	PF	FO	A	TO	Blk	Stl	Pts	Avg
2011-12	34	0	383	11.3	53	181	.293	32	127	.252	10	22	.455	20	29	49	1.4	20	0	10	15	1	9	148	4.4
2012-13	— Did Not Play —																								
2013-14	15	1	271	18.1	19	71	.268	9	41	.220	8	10	.800	6	27	33	2.2	8	0	27	7	5	4	55	3.7
Career Totals	49	1	654	13.3	72	252	.286	41	168	.244	18	32	.563	26	56	82	1.6	28	0	37	22	6	13	203	4.1



KHADIJAH SESSIONS

5-8
Sophomore
Guard
Myrtle Beach, S.C.
Myrtle Beach

#5

Miscellaneous Stats

	Season	Career
Double-Double	0	0
10+ Points	4	10
5+ Assists	4	4
5+ Steals	0	0
Tm-High Pts.	0	3
Tm-High Assts.	4	7

- Has started 10 games, missing the last five with an ankle injury
- Has committed multiple turnovers in just three games this season while handing out five or more assists four times
- Suffered an ankle sprain against #14/13 North Carolina (Dec. 18) and will miss Winthrop and SC State games
- Dished out a career-high six assists against NC Central (Dec. 2) in just 20 minutes of action
- Posted her first career five-assist game against LA Tech (Nov. 10)

2013-14 Game-by-Game

Opponent	Date	GS	MIN	FG-A	3FG-A	FTA	Reb	PF	A	TO	B	S	TP
Chas. Sthrn.	11/08	*	17	3-6	1-1	3-5	0-2-2	0	3	0	0	2	10
LA Tech	11/10	*	27	3-8	1-4	0-0	1-0-1	1	5	2	0	2	7
CofC	11/14	*	17	0-4	0-2	2-2	0-1-1	2	4	1	0	0	2
Seton Hall	11/17	*	30	6-9	1-4	4-6	0-3-3	2	5	1	0	0	17
at Clemson	11/20	*	32	3-7	2-4	2-3	2-1-3	1	3	1	0	0	10
at San Diego State	11/23	*	30	4-9	2-5	2-3	0-0-0	1	5	1	0	4	12
at USC	11/25	*	37	2-7	1-2	2-4	0-1-1	2	3	4	0	2	7
NC Central	12/02	*	20	2-4	0-1	3-4	0-0-0	1	6	1	0	2	7
at Charlotte	12/08	*	29	2-8	0-2	2-2	1-1-2	3	3	1	0	0	6
vs. N. Carolina	12/18	*	27	1-8	0-3	2-4	0-2-2	1	1	2	0	2	4
Winthrop	12/20						— DNP (Injury) —						
SC State	12/22						— DNP (Injury) —						
Savannah St.	12/28						— DNP (Injury) —						
at Arkansas*	01/02						— DNP (Injury) —						
Vanderbilt*	01/05						— DNP (Injury) —						
Kentucky*	01/09												
at Auburn*	01/12												
at Texas A&M*	01/16												
Alabama*	01/19												
at Vanderbilt*	01/26												
Ole Miss*	01/30												
Missouri*	02/02												
at Miss. State*	02/06												
Arkansas*	02/09												
at LSU*	02/16												
at Kentucky*	02/20												
Florida*	02/23												
Georgia*	02/27												
at Tennessee*	03/02												

Career Highs – All Games

Pts 19 vs. Auburn, 2/3/13
 FG... 6, 2x, last, vs. Seton Hall, 11/17/13
 FGA..... 15 at Missouri, 2/28/13
 FG %... .800 (4-5) vs. Alabama, 3/7/13
 3FG 3 at Florida, 1/20/13
 3FGA... 6, 2x, last at Missouri, 2/28/13
 3FG %... .500 (3-6) at Florida, 1/20/13
 FT..... 8 vs. Auburn, 2/3/13
 FTA..... 10 at Florida, 1/20/13
 FT % 1.000 (4-4), 2x, last vs. Mississippi State, 2/24/13

Rebs..... 5 at Florida, 1/20/13
 Off Rebs 3 at Missouri, 2/28/13
 Def Rebs..... 3, 2x, last vs. Seton Hall, 11/17/13

Stls.... 4, 2x, last at San Diego St., 11/23/13
 Assts 6 vs. NC Central, 12/2/13
 Min..... 37 at USC, 11/25/13

Career – SEC Games

Pts 19 vs. Auburn, 2/3/13
 FG..... 6 at Missouri, 2/28/13
 FGA..... 15 at Missouri, 2/28/13
 FG % .571 (4-7) at Ole Miss, 2/17/13
 3FG 3 at Florida, 1/20/13
 3FGA... 6, 2x, last at Missouri, 2/28/13
 3FG % .500 (3-6) at Florida, 1/20/13
 FT..... 8 vs. Auburn, 2/3/13
 FTA..... 10 at Florida, 1/20/13
 FT % 1.00 (4-4), 2x, last, vs. Mississippi State, 2/24/13

Rebs..... 5 at Florida, 1/20/13
 Off Rebs 3 at Missouri, 2/28/13
 Def Rebs..... 3 at Florida, 1/20/13
 Stls..... 4 vs. Mississippi State, 2/24/13
 Assts 3 vs. Auburn, 2/3/13
 Min..... 35 at Missouri, 2/28/13

Season Highs – All Games

Pts 17 vs. Seton Hall, 11/17
 FG..... 6, 2x, last, vs. Seton Hall, 11/17
 FGA.... 9, 2x, last at San Diego St., 11/23
 FG %.... .667 (6-9) vs. Seton Hall, 11/17
 3FG.... 2, 2x, last at San Diego St., 11/23
 3FGA..... 5 at San Diego St., 11/23
 3FG %... .500 (2-4) at Clemson, 11/20
 FT..... 4 vs. Seton Hall, 11/17
 FTA..... 6 vs. Seton Hall, 11/17
 FT % 1.000 (2-2), 2x, last at Charlotte, 12/8

Rebs..... 3, 2x, last at Clemson, 11/20
 Off Rebs 2 at Clemson, 11/20
 Def Rebs..... 3, 2x, last vs. Seton Hall, 11/17

Stls..... 4 at San Diego State, 11/23
 Assts 6 vs. NC Central, 12/2
 Min..... 37 at USC, 11/25

Season Highs – SEC Games

Pts
 FG
 FGA.....
 FG %
 3FG
 3FGA.....
 3FG %
 FT
 FTA.....
 FT %

Rebs.....
 Off Rebs
 Def Rebs.....
 Stls.....
 Assts
 Min.....

Career Stats at South Carolina

Year	GP	GS	Min	Avg	FG	FGA	Pct	3FG	FGA	Pct	FT	FTA	Pct	Off	Def	Tot	Avg	PF	FO	A	TO	Blk	Stl	Pts	Avg
2012-13	33	3	570	17.3	53	151	.351	13	54	.241	72	109	.661	22	24	46	1.4	43	0	36	49	3	21	191	5.8
2013-14	10	10	266	26.6	26	70	.371	8	28	.286	22	33	.667	4	11	15	1.5	14	0	38	14	0	14	82	8.2
Career Totals	43	13	836	19.4	79	221	.357	21	82	.256	94	142	.662	26	35	61	1.4	57	0	74	63	3	35	273	6.3



ALEIGHSA WELCH

**6-0
Junior
Forward
Goose Creek, S.C.
Goose Creek**

#24

Miscellaneous Stats

	Season	Career
Double-Double	3	13
20+ Points	1	2
10+ Points	12	43
10+ Rebounds	3	16
Tm-High Pts.	3	18
Tm-High Rebs.	6	32
Tm-High Assts.	1	5

- Named to the Naismith Trophy Early Season Watch List and the Preseason All-SEC First Team
- Has played in 15 games, including 14 starts
- Is third in the nation and first in SEC in field goal percentage, and has shot at least 50.0 percent from field in all but one game this season
- In the SEC, ranks 15th in scoring, 13th in rebounding, 14th in blocks and seventh in offensive rebounding (2.9/gm)
- Has led the team in scoring three times (LA Tech, at Clemson, vs. North Carolina)
- Has led the team in rebounding seven times (Charleston Southern, LA Tech, CofC, Seton Hall, at Clemson, vs. North Carolina)
- Hit 5-of-6 from free throw line, grabbed a defensive rebound and blocked a shot in final five minutes of game to hold off Vanderbilt (Jan. 5)
- Tied career high with four blocks at Arkansas (Jan. 2) and hit a tough shot in traffic to end seven-minute scoring drought in second half that let Razorbacks cut deficit in half
- Handed out career high five assists against Savannah State (Dec. 28), still scoring in double figures
- Moved into the program's top five in career offensive rebounds with four against South Carolina State (Dec. 22)
- Scored nine of her 14 points against Winthrop (Dec. 20) in the second half to hold off Winthrop rally
- Netted career-high 23 points against #14/13 North Carolina (Dec. 18) while battling for five offensive rebounds
- Scored all 18 of her points at Charlotte (Dec. 8) in the second half, driving team to road win after sitting all but the first six minutes of the first half due to foul trouble
- Hit 4-of-5 from the field for 10 points in the second half at Southern Cal (Nov. 25) to help team pull away from six-point halftime lead
- Handed out a career high four assists for the second-straight game at Clemson (Nov. 20), stuffing the box score with three blocks, 17 points and 10 rebounds as well.
- Grabbed career-high 17 rebounds against College of Charleston (Nov. 14), sixth-most in Colonial Life Arena history, including 12 in the first half to key Gamecocks' recovery midway through the period

2013-14 Game-by-Game

Opponent	Date	GS	MIN	FG-A	3FG-A	FTA	Reb	PF	A	TO	B	S	TP
Chas. Sthrn.	11/08	*	19	5-8	0-0	5-6	3-5-8	1	0	2	0	1	15
LA Tech	11/10		31	6-8	0-0	2-5	6-4-10	2	3	0	0	0	14
CofC	11/14	*	23	3-5	0-0	6-11	7-10-17	2	2	1	1	2	12
Seton Hall	11/17	*	28	3-4	0-0	9-13	2-6-8	2	4	1	2	1	15
at Clemson	11/20	*	29	7-10	0-0	3-3	4-6-10	2	4	1	3	1	17
at San Diego State	11/23	*	25	4-4	0-0	0-2	1-3-4	3	2	1	1	1	8
at USC	11/25	*	34	6-11	0-0	2-2	2-4-6	2	1	2	0	0	14
NC Central	12/02	*	17	6-6	0-0	1-2	0-4-4	0	1	0	1	0	13
at Charlotte	12/08	*	25	7-9	0-0	4-6	2-4-6	2	0	2	0	3	18
vs. N. Carolina	12/18	*	36	8-13	0-0	7-12	5-1-6	3	0	4	1	1	23
Winthrop	12/20	*	34	4-7	0-0	6-11	4-4-8	0	2	1	1	2	14
SC State	12/22	*	25	4-5	0-0	0-1	4-1-5	0	3	2	0	1	8
Savannah St.	12/28	*	23	5-9	0-0	4-6	1-2-3	0	5	0	0	1	14
at Arkansas*	01/02	*	36	5-11	0-0	1-3	2-5-7	2	2	2	4	1	11
Vanderbilt*	01/05	*	24	2-4	0-0	5-6	1-2-3	4	3	1	1	0	9
Kentucky*	01/09												
at Auburn*	01/12												
at Texas A&M*	01/16												
Alabama*	01/19												
at Vanderbilt*	01/26												
Ole Miss*	01/30												
Missouri*	02/02												
at Miss. State*	02/06												
Arkansas*	02/09												
at LSU*	02/16												
at Kentucky*	02/20												
Florida*	02/23												
Georgia*	02/27												
at Tennessee*	03/02												

Career Highs – All Games

Pts 23 vs. N. Carolina 12/18/13
FG 8, 2x, last vs. N. Carolina, 12/18/13
FGA 14 vs. Kansas, 3/25/13
FG % 1.00 (6-6) vs. NCCU, 12/2/13
FT 10 at Xavier, 11/30/11
FTA 15 at Xavier, 11/30/11
FT % 1.00 (4-4) at Seton Hall, 12/2/12
Rebs 17 vs. C. of Charleston, 11/14/13
Off Rebs 8, 5x, last vs. Kansas, 3/25/13
Def Rebs 10 vs. CofC, 11/14/13
Blks 4, 2x, last at Arkansas, 1/2/14
Stls 3, 4x, last at Charlotte, 12/8/13
Assts 5 vs. Savannah St., 12/28/13
Min 42 vs. Drexel, 11/28/12

Season Highs – All Games

Pts 23 vs. N. Carolina, 12/18
FG 8 vs. N. Carolina, 12/18
FGA 13 vs. N. Carolina, 12/18
FG % 1.00 (6-6) vs. NC Central, 12/2
FT 9 vs. Seton Hall, 11/17
FTA 13 vs. Seton Hall, 11/17
FT % 1.00 (3-3) at Clemson, 11/20
Rebs 17 vs. C. of Charleston, 11/14
Off Rebs 7 vs. C. of Charleston, 11/14
Def Rebs 10 vs. CofC, 11/14
Blks 4 at Arkansas, 1/2
Stls 3 at Charlotte, 12/8
Assts 5 vs. Savannah St., 12/28
Min 36, 2x, last at Arkansas, 1/2

Career – SEC Games

Pts 20 vs. Mississippi State, 2/24/13
FG 8 at Georgia, 1/13/13
FGA 11 at Arkansas, 1/2/14
FG % 1.00 (4-4) at Ole Miss, 2/17/13
FT 8 vs. Mississippi State, 2/24/13
FTA 12 vs. Mississippi State, 2/24/13
FT % 1.00 (3-3) at Ole Miss, 2/17/13
Rebs 12 at Florida, 1/20/13
Off Rebs 8 at Florida, 1/20/13
Def Rebs 8 vs. Florida, 3/3/13
Blks 4 at Arkansas, 1/2/14
Stls 3 vs. Florida, 3/3/13
Assts 4 at Kentucky, 2/14/13
Min 39 at Arkansas, 1/27/13

Season Highs – SEC Games

Pts 11 at Arkansas, 1/2
FG 5 at Arkansas, 1/2
FGA 11 at Arkansas, 1/2
FG %500 (2-4), vs. Vanderbilt, 1/5
FT 5 vs. Vanderbilt, 1/5
FTA 6 vs. Vanderbilt, 1/5
FT %833 (5-6), vs. Vanderbilt, 1/5
Rebs 7 at Arkansas, 1/2
Off Rebs 2 at Arkansas, 1/2
Def Rebs 5 at Arkansas, 1/2
Blks 4 at Arkansas, 1/2
Stls 1 at Arkansas, 1/2
Assts 3 vs. Vanderbilt, 1/5
Min 36 at Arkansas, 1/2

Career Stats at South Carolina

Year	GP	GS	Min	Avg	FG	FGA	Pct	3FG	FGA	Pct	FT	FTA	Pct	Off	Def	Tot	Avg	PF	FO	A	TO	Blk	Stl	Pts	Avg
2011-12	33	2	694	21.0	98	167	.587	0	1	.000	56	98	.571	104	96	200	6.1	41	0	18	40	22	19	252	7.6
2012-13	33	33	981	29.7	134	224	.598	1	1	1.000	126	178	.708	131	124	255	7.7	56	0	34	53	23	26	395	12.0
2013-14	15	14	409	27.3	75	114	.658	0	0	—	55	89	.618	44	61	105	7.0	25	0	32	20	15	15	205	13.7
Career Totals	81	49	2084	25.7	307	505	.608	1	2	.500	237	365	.649	279	281	560	6.9	122	0	84	113	60	60	852	10.5



Official Basketball Box Score -- Game Totals -- Final Statistics
Charleston Southern vs #22/21 South Carolina
 11/08/13 7 p.m. at Columbia, S.C./Colonial Life Arena



Charleston Southern 29 • 0-1

#	Player	Total		3-Ptr		Rebounds			PF	TP	A TO Blk Stl			Min
		FG-FGA	FG-FGA	FT-FTA	Off Def Tot	PF	TP	A TO Blk Stl						
10	LEBEDEVA, Natasha	f	0-7	0-1	0-0	1 0 1	2	0	0	2	0	1	1	18
25	MAXIMILIEN, Monique	c	0-4	0-0	0-0	0 3 3	2	0	0	2	4	0	0	22
03	BRATCHER, Erin	g	2-5	2-5	2-3	3 0 3	2	8	1	3	0	0	0	27
22	FOWLER, DJ	g	1-6	0-2	0-0	1 1 2	4	2	1	2	0	1	0	25
23	MANN, Alyssa	g	3-11	0-4	3-3	0 2 2	4	9	1	2	0	1	0	23
00	KARLSONE, Alise	g	0-3	0-1	0-0	1 2 3	3	0	0	3	1	0	0	12
05	LONG, Nayla	g	0-1	0-0	0-0	0 0 0	1	0	0	1	0	0	0	11
12	BROWN, Marley	g	2-2	0-0	0-0	0 1 1	1	4	1	2	0	0	0	12
14	JARVIS, Tatum	g	1-5	1-5	0-0	0 0 0	0	3	1	2	0	1	0	13
21	KIRKPATRICK, Kirklin	g	0-2	0-2	0-0	0 0 0	0	0	0	1	0	0	0	10
24	LAKES, Brianna	g	0-1	0-0	0-0	1 0 1	3	0	0	5	0	0	0	15
30	BARNETT, Christal	g	1-7	1-3	0-0	1 1 2	1	3	1	0	0	1	0	12
Team						3 4 7								
Totals			10-54	4-23	5-6	11 14 25	19	29	6	25	5	5	200	

FG % 1st Half: 4-29 13.8% 2nd half: 6-25 24.0% Game: 10-54 18.5%
 3FG % 1st Half: 2-10 20.0% 2nd half: 2-13 15.4% Game: 4-23 17.4%
 FT % 1st Half: 3-3 100.0 2nd half: 2-3 66.7% Game: 5-6 83.3%

#22/21 South Carolina 99 • 1-0

#	Player	Total		3-Ptr		Rebounds			PF	TP	A TO Blk Stl			Min
		FG-FGA	FG-FGA	FT-FTA	Off Def Tot	PF	TP	A TO Blk Stl						
24	WELCH, Aleighsa	f	5-8	0-0	5-6	3 5 8	1	15	0	2	0	1	1	19
31	DOZIER, Asia	f	1-3	0-0	2-2	2 1 3	1	4	5	1	1	2	1	24
33	IBIAM, Elem	c	7-7	0-0	3-5	1 5 6	0	17	0	1	5	2	0	19
05	SESSIONS, Khadijah	g	3-6	1-1	3-5	0 2 2	0	10	3	0	0	2	0	27
25	MITCHELL, Tiffany	g	6-10	0-0	0-0	1 0 1	0	12	1	0	0	5	2	17
00	FARMER, India	g	0-0	0-0	0-0	0 0 0	0	0	0	0	0	0	0	6
02	GAINES, Olivia	g	2-3	0-0	0-0	2 2 4	0	4	5	1	1	1	0	17
12	MONTOUT, Wilka	g	2-4	1-1	2-5	1 3 4	3	7	1	1	2	1	0	21
15	DAVIS, Tiffany	g	2-3	0-0	1-3	1 1 2	1	5	1	2	1	0	0	16
21	MORRISON, LeAnna	g	0-0	0-0	0-0	0 1 1	1	0	1	1	0	0	0	7
23	ROY, Tina	g	2-6	1-4	0-0	0 3 3	0	5	7	0	0	0	0	22
41	COATES, Alaina	g	9-14	0-0	2-2	4 3 7	2	20	1	1	2	1	0	17
Team						1 4 5								
Totals			39-64	3-6	18-28	16 30 46	9	99	25	10	12	17	200	

FG % 1st Half: 20-36 55.6% 2nd half: 19-28 67.9% Game: 39-64 60.9%
 3FG % 1st Half: 1-2 50.0% 2nd half: 2-4 50.0% Game: 3-6 50.0%
 FT % 1st Half: 11-14 78.6% 2nd half: 7-14 50.0% Game: 18-28 64.3%

Officials: Beverly Roberts, Bryan Enterline, Bruce Morris
 Technical fouls: Charleston Southern-None. #22/21 South Carolina-None.
 Attendance: 5120

Score by periods	1st	2nd	Total	In Paint	Off T/O	2nd Chance	Fast Break	Bench
Charleston Southern	13	16	29	6	5	6	4	10
#22/21 South Carolina	52	47	99	70	40	23	32	41

Last FG - CSU 2nd-01:16, SC 2nd-00:49.
 Largest lead - CSU None, SC by 70 2nd-02:07.



Official Basketball Box Score -- Game Totals -- Final Statistics
Coll. of Charleston vs South Carolina
 11/14/13 8 p.m. at Columbia, S.C./Colonial Life Arena



Coll. of Charleston 54 • 1-2

#	Player	Total		3-Ptr		Rebounds			PF	TP	A TO Blk Stl			Min
		FG-FGA	FG-FGA	FT-FTA	Off Def Tot	PF	TP	A TO Blk Stl						
11	Hewatt, Christy	f	2-3	1-1	0-0	1 2 3	1	5	1	0	0	1	0	9
15	Ramer, Deidre	c	3-8	0-0	1-2	2 2 4	3	7	0	0	0	1	0	16
01	Frye, Alyssa	g	2-12	1-4	0-0	0 2 2	1	5	2	5	0	2	0	36
02	Hall, Erin	g	2-11	1-7	0-0	0 2 2	3	5	0	1	0	0	0	25
22	Brown, Jillian	g	2-3	0-0	0-0	0 4 4	3	4	7	1	0	1	0	40
05	Winter, Jenice	g	1-4	0-0	0-0	0 0 0	0	2	0	0	0	0	0	5
13	Tolbert, Afreyea	g	5-15	0-0	4-6	2 9 11	4	14	0	0	0	0	0	21
14	Gardner, Courtney	g	0-2	0-1	0-0	0 1 1	1	0	1	0	0	0	0	8
16	Bolden, Breanna	g	0-0	0-0	1-2	0 1 1	1	1	0	1	0	0	0	4
25	Green, Jazz	g	1-4	0-0	1-2	1 1 2	2	3	1	0	0	0	0	9
30	Hopkins, Mikaela	g	2-3	0-0	2-6	2 1 3	5	6	0	2	2	0	0	18
32	Carter, Jasmine	g	1-3	0-0	0-0	0 1 1	3	2	0	0	0	0	0	9
Team						3 1 4								
Totals			21-68	3-13	9-18	11 27 38	27	54	12	10	2	5	200	

FG % 1st Half: 13-33 39.4% 2nd half: 8-35 22.9% Game: 21-68 30.9%
 3FG % 1st Half: 2-7 28.6% 2nd half: 1-6 16.7% Game: 3-13 23.1%
 FT % 1st Half: 6-10 60.0% 2nd half: 3-8 37.5% Game: 9-18 50.0%

South Carolina 81 • 3-0

#	Player	Total		3-Ptr		Rebounds			PF	TP	A TO Blk Stl			Min
		FG-FGA	FG-FGA	FT-FTA	Off Def Tot	PF	TP	A TO Blk Stl						
24	WELCH, Aleighsa	f	3-5	0-0	6-11	7 10 17	2	12	2	1	1	2	23	
31	DOZIER, Asia	f	6-12	4-8	0-0	2 0 2	1	16	3	1	0	0	0	25
33	IBIAM, Elem	c	5-8	0-0	2-5	2 4 6	2	12	0	0	3	1	0	23
05	SESSIONS, Khadijah	g	0-4	0-2	2-2	0 1 1	2	2	4	1	0	0	0	17
25	MITCHELL, Tiffany	g	3-7	2-3	3-7	3 5 8	1	11	1	2	0	0	0	26
00	FARMER, India	g	0-0	0-0	0-0	0 0 0	1	0	0	0	0	0	0	5
02	GAINES, Olivia	g	0-1	0-0	2-2	0 1 1	1	2	0	1	0	1	0	11
12	MONTOUT, Wilka	g	1-6	0-2	0-4	5 3 8	2	2	0	2	1	0	0	16
15	DAVIS, Tiffany	g	2-4	1-2	2-2	0 1 1	0	7	3	2	0	1	0	19
21	MORRISON, LeAnna	g	0-3	0-2	0-0	1 0 1	1	0	1	0	0	0	0	6
23	ROY, Tina	g	2-10	2-9	0-0	0 0 0	0	6	2	0	0	0	0	16
41	COATES, Alaina	g	3-6	0-0	5-9	5 9 14	2	11	0	1	3	0	0	13
Team						0 3 3								
Totals			25-66	9-28	22-42	23 39 62	15	81	16	12	8	5	200	

FG % 1st Half: 14-35 40.0% 2nd half: 11-31 35.5% Game: 25-66 37.9%
 3FG % 1st Half: 5-15 33.3% 2nd half: 4-13 30.8% Game: 9-28 32.1%
 FT % 1st Half: 13-23 56.5% 2nd half: 9-19 47.4% Game: 22-42 52.4%

Officials: Dee Kantner, Joe Cunningham, Ed Sidlasky
 Technical fouls: Coll. of Charleston-None. South Carolina-None.
 Attendance: 4882

Score by periods	1st	2nd	Total	In Paint	Off T/O	2nd Chance	Fast Break	Bench
Coll. of Charleston	34	20	54	18	9	10	5	28
South Carolina	46	35	81	28	8	23	6	28

Last FG - COFC 2nd-01:17, SC 2nd-00:51.
 Largest lead - COFC by 9 1st-17:33, SC by 32 2nd-06:47.



Official Basketball Box Score -- Game Totals -- Final Statistics
Louisiana Tech vs #22/21 South Carolina
 11/10/13 2 p.m. at Columbia, S.C./Colonial Life Arena



Louisiana Tech 45 • 0-1

#	Player	Total		3-Ptr		Rebounds			PF	TP	A TO Blk Stl			Min
		FG-FGA	FG-FGA	FT-FTA	Off Def Tot	PF	TP	A TO Blk Stl						
02	FRAZIER, Whitney	f	3-9	1-1	0-0	0 3 3	5	7	2	0	0	4	0	30
24	CHENEVERT, Tyjae	f	2-6	0-0	0-2	0 3 3	4	4	1	4	2	0	0	24
33	LANGSTON, Savanna	f	1-3	0-1	0-0	2 2 4	4	2	0	0	0	1	0	28
15	JEFFERSON, Brittney	g	4-9	1-1	2-6	0 4 4	1	11	4	3	0	0	0	37
21	ANDREWS, Kenedria	g	2-6	1-2	0-0	1 4 5	1	5	0	3	0	0	0	35
00	JACKSON, JaQuan	g	5-16	1-2	2-2	2 2 4	3	13	3	5	0	2	0	34
04	VUCINIC, Jelena	g	0-0	0-0	0-0	0 0 0	1	0	0	0	0	0	0	4
32	MOTEN, Kevione	g	1-1	0-0	1-4	2 1 3	3	3	0	1	0	0	0	8
Team						2 1 3								
Totals			18-50	4-7	5-14	9 20 29	22	45	10	17	2	7	200	

FG % 1st Half: 8-24 33.3% 2nd half: 10-26 38.5% Game: 18-50 36.0%
 3FG % 1st Half: 1-2 50.0% 2nd half: 3-5 60.0% Game: 4-7 57.1%
 FT % 1st Half: 0-2 0.0% 2nd half: 5-12 41.7% Game: 5-14 35.7%

#22/21 South Carolina 68 • 2-0

#	Player		Total		3-Ptr		Rebounds			PF	TP	A TO Blk Stl			Min
			FG-FGA	FG-FGA	FT-FTA	Off	Def	Tot	A			TO	Blk	Stl	
31	DOZIER, Asia	f	3-5	1-1	0-0	0	1	1	1	7	0	3	0	0	21
33	IBIAM, Elem	f	3-6	0-0	5-10	2	6	8	5	11	1	3	3	1	24
41	COATES, Alaina	c	6-10	0-0	0-3	5	5	10	3	12	0	0	0	0	19
25	SESSIONS, Khadijah	g	3-8	1-4	0-0	1	0	1	1	7	5	2	0	2	27
05	MITCHELL, Tiffany	g	4-9	1-4	1-3	0	4	4	1	10	3	2	0	1	27
02	FARMER, India		0-0	0-0	0-0	0	0	0	0	0	0	0	0	0	1
00	GAINES, Olivia		1-2	0-0	0-1	3	1	4	1	2	3	1	1	0	9
12	MONTOUT, Wilka		0-0	0-0	0-0	3	0	3	0	0	0	0	0	0	11
15	DAVIS, Tiffany		1-4	1-4	0-0	1	1	2	0	3	1	2	0	1	10
21	MORRISON, LeAnna		0-1	0-1	0-0	0	0	0	0	0	0	0	0	0	1
23	ROY, Tina		1-9	0-4	0-0	0	0	1	1	1	2	2	0	0	19
24	WELCH, Aleighsa		6-8	0-0	2-5	6	4	10	2	14	3	0	0	0	31
	Team					1	2	3							
Totals			28-62	4-18	8-22	22	25	47	15	68	18	13	4	6	200



Official Basketball Box Score -- Game Totals -- Final Statistics
#19/14 South Carolina vs Clemson
11/20/13 7 pm at Clemson, SC (Littlejohn Coliseum)



#19/14 South Carolina 68 • 5-0

#	Player		Total		3-Ptr		Rebounds			PF	TP	A To Blk Stl			Min
			FG-FGA	FG-FGA	FT-FTA	Off	Def	Tot							
24	WELCH, Aleighsa	f	7-10	0-0	3-3	4	6	10	2	17	4	1	3	1	29
31	DOZIER, Asia	f	2-9	0-5	0-1	3	6	9	3	4	0	2	0	0	30
33	IBIAM, Elem	c	5-6	0-0	0-0	3	3	6	2	10	1	0	1	1	25
05	SESSIONS, Khadijah	g	3-7	2-4	2-3	2	1	3	1	10	3	1	0	0	32
25	MITCHELL, Tiffany	g	6-10	2-4	0-0	2	4	6	0	14	5	4	0	2	28
00	FARMER, India		0-0	0-0	0-0	0	0	0	0	0	0	0	0	0	1
12	MONTOUT, Wilka		0-6	0-0	1-2	2	2	4	0	1	0	1	0	0	13
21	DAVIS, Tiffany		0-0	0-0	0-0	0	0	0	0	0	1	0	0	0	10
15	MORRISON, LeAnna		0-0	0-0	0-0	0	0	0	0	0	0	0	0	0	2
23	ROY, Tina		1-4	0-3	1-1	2	1	3	1	3	0	2	0	0	15
41	COATES, Alaina		2-5	0-0	5-8	1	5	6	4	9	0	1	1	2	15
	Team					0	2	2							
	Totals		26-57	4-16	12-18	19	30	49	13	68	14	12	5	6	200

FG % 1st Half: 12-31 38.7% 2nd half: 14-26 53.8% Game: 26-57 45.6% Deadball Rebounds 1
3FG % 1st Half: 1-8 12.5% 2nd half: 3-8 37.5% Game: 4-16 25.0%
FT % 1st Half: 2-3 66.7% 2nd half: 10-15 66.7% Game: 12-18 66.7%

Clemson 43 • 1-3

#	Player		Total		3-Ptr		Rebounds			PF	TP	A TO Blk Stl				Min
			FG-FGA	FG-FGA	FT-FTA	Off	Def	Tot	A			TO	Blk	Stl		
01	Tay, Charmaine	f	5-15	0-2	1-3	2	3	5	2	11	2	2	1	1	32	
13	Chatman, Sade	c	1-8	0-0	1-2	1	2	3	5	3	0	2	0	1	23	
02	Lindsay, Chelsea	g	5-10	2-3	0-0	1	1	2	0	12	3	2	0	1	39	
21	Dixon, Nikki	g	0-0	0-0	0-0	0	0	0	0	0	0	0	0	0	1	
23	Dunn, Chancie	g	2-6	0-0	0-0	0	2	2	4	4	1	2	0	0	35	
05	Gramlich, Kelly	g	0-3	0-1	2-2	0	5	5	1	2	1	0	0	1	24	
14	Mosley, Paige	g	0-1	0-0	2-4	1	1	2	1	2	0	0	0	1	8	
15	Jamison-Myers, Nyilah	g	0-4	0-0	5-6	2	1	3	4	5	0	2	1	0	24	
20	Gaillard, Jordan	g	1-1	1-1	1-2	0	2	2	0	4	0	1	0	0	14	
	Team					3	0	3								
Totals			14-48	3-7	12-19	10	17	27	17	43	7	11	2	5	200	

FG % 1st Half: 3-23 13.0% 2nd half: 11-25 44.0% Game: 14-48 29.2% Deadball Rebounds 1
3FG % 1st Half: 0-2 0.0% 2nd half: 3-5 60.0% Game: 3-7 42.9%
FT % 1st Half: 9-14 64.3% 2nd half: 3-5 60.0% Game: 12-19 63.2%

Officials: Billy Smith, Jules Gallien, Mark Berger
Technical fouls: #19/14 South Carolina-None. Clemson-None.
Attendance: 715

Score by periods	1st	2nd	Total
#19/14 South Carolina	27	41	68
Clemson	15	28	43

Last FG - SC 2nd-00:32, CU 2nd-00:08.
Largest lead - SC by 28 2nd-02:32, CU by 2 1st-19:45.

Score tied - 1 time.
Lead changed - 1 time.



Official Basketball Box Score -- Game Totals -- Final Statistics
#19/14 South Carolina vs San Diego State
11/23/13 1 p.m. at Viejas Arena at Aztec Bowl (San Diego)



#19/14 South Carolina 88 • 6-0

#	Player		Total		3-Ptr		Rebounds			PF	TP	A TO Blk Stl				Min
			FG-FGA	FG-FGA	FT-FTA	Off	Def	Tot	A			TO	Blk	Stl		
24	WELCH, Aleighsa	f	4-4	0-0	0-2	1	3	4	3	8	2	1	1	1	25	
31	DOZIER, Asia	f	5-13	4-10	2-2	3	0	3	2	16	0	2	0	2	28	
33	IBIAM, Elem	c	2-3	0-0	1-2	1	3	4	3	5	1	1	1	1	21	
05	SESSIONS, Khadijah	g	4-9	2-5	2-3	0	0	0	1	12	5	1	0	4	30	
25	MITCHELL, Tiffany	g	6-10	1-2	4-5	1	2	3	2	17	9	1	0	3	26	
02	GAINES, Olivia		0-0	0-0	1-2	1	0	1	0	1	1	0	0	1	5	
12	MONTOUT, Wilka		1-2	0-1	0-0	0	2	2	3	2	0	1	0	0	17	
21	DAVIS, Tiffany		0-1	0-0	0-0	0	0	0	0	0	3	0	0	0	3	
15	MORRISON, LeAnna		0-1	0-1	0-0	1	0	1	0	0	1	0	0	0	4	
23	ROY, Tina		2-6	2-4	0-0	0	1	1	0	6	2	1	1	0	19	
41	COATES, Alaina		5-6	0-0	11-15	1	7	8	4	21	0	0	1	0	22	
Team						1	2	3								
Totals			29-55	9-23	21-31	10	20	30	18	88	24	8	4	12	200	

FG % 1st Half: 16-35 45.7% 2nd half: 13-20 65.0% Game: 29-55 52.7% Deadball Rebounds 3,2
3FG % 1st Half: 4-6 66.7% 2nd half: 2-8 25.0% Game: 9-23 39.1%
FT % 1st Half: 4-6 66.7% 2nd half: 17-25 68.0% Game: 21-31 67.7%

San Diego State 54 • 0-4

#	Player		Total		3-Ptr		Rebounds			PF	TP	A TO Blk Stl				Min
			FG-FGA	FG-FGA	FT-FTA	Off	Def	Tot	A			TO	Blk	Stl		
02	HUNTER, Khristina	f	1-4	0-0	3-4	2	1	3	5	5	1	4	0	0	19	
05	CULBERSON, Chairese	f	0-6	0-2	0-0	0	0	0	3	0	1	0	0	0	28	
25	AMARIKWA, Erimma	f	7-11	0-0	1-2	1	4	5	0	15	0	1	0	0	26	
13	WARREN, Cierra	c	2-4	0-0	1-5	2	3	5	5	5	1	3	0	0	20	
11	HARVEY, Ahjalee	g	4-9	1-4	1-2	0	4	4	2	10	3	7	0	1	34	
00	SMITH, Deidra		3-5	0-0	0-0	1	3	4	4	6	0	3	0	0	23	
03	BOSTICK, Ariell		1-2	0-0	0-0	0	1	1	2	2	0	1	0	0	8	
12	SCURRY, Dejanane		3-6	0-1	0-0	1	6	7	2	6	4	4	1	4	23	
21	JOHNSON, Chloe		0-1	0-1	0-0	0	1	1	2	0	0	1	0	0	12	
23	LAWRENCE, Alyssa		0-0	0-0	2-2	0	0	0	0	2	0	0	0	0	7	
Team						1	0	1								

FG % 1st Half: 12-22 54.5% 2nd half: 9-26 34.6% Game: 21-48 43.8% Deadball Rebounds 4
3FG % 1st Half: 1-4 25.0% 2nd half: 0-4 0.0% Game: 1-8 12.5%
FT % 1st Half: 4-7 57.1% 2nd half: 4-8 50.0% Game: 8-15 53.3%

Officials: Melissa Barlow, Shelley Nakasone, Lisa Jones
Technical fouls: #19/14 South Carolina-None. San Diego State-None.
Attendance: 642

3 TEAM POINTS AWARDED TO SDSU AT 19:49 1ST HALF

Score by periods	1st	2nd	Total
#19/14 South Carolina	43	45	88
San Diego State	32	22	54

Last FG - SC 2nd-01:32, SDSU 2nd-03:02.
Largest lead - SC by 37 2nd-00:24, SDSU by 1 1st-16:48.

Score tied - 0 times.
Lead changed - 2 times.



Official Basketball Box Score -- Game Totals -- Final Statistics
#17/14 South Carolina vs USC
11/25/13 5 p.m. at Galen Center (Los Angeles)



#17/14 South Carolina 70 • 7-0

#	Player		Total			3-Ptr			Rebounds			PF	TP	A			Min
			FG-FGA	FG-FGA	FT-FTA	Off	Def	Total	To	Blk	Stl						
24	WELCH, Aleighsa	f	6-11	0-0	2-2	2	4	6	2	14	1	2	0	0	34		
31	DOZIER, Asia	f	1-4	0-1	2-2	0	2	2	1	4	2	3	0	0	25		
33	IBIAM, Elem	c	2-5	0-0	0-0	2	3	5	5	4	1	2	2	0	19		
05	SESSIONS, Khadijah	g	2-7	1-2	2-4	0	1	1	2	7	3	4	0	2	37		
25	MITCHELL, Tiffany	g	6-9	0-1	10-13	3	3	6	3	22	4	6	0	5	34		
12	MONTOUT, Wilka	g	0-0	0-0	0-0	0	2	2	0	0	1	0	0	0	9		
21	MORRISON, LeAnna	g	0-0	0-0	0-0	0	0	0	0	0	0	0	0	0	1		
23	ROY, Tina	g	3-5	1-2	4-4	0	3	3	1	11	0	0	1	0	24		
41	COATES, Alaina	g	4-7	0-0	0-1	1	8	9	4	8	0	2	0	1	17		
	Team					1	0	1									
	Totals		24-48	2-6	20-26	9	26	35	18	70	12	19	3	8	200		

FG % 1st Half: 11-28 39.3% 2nd half: 13-20 65.0% Game: 24-48 50.0% Deadball Rebounds 2
3FG % 1st Half: 1-4 25.0% 2nd half: 1-2 50.0% Game: 2-6 33.3%
FT % 1st Half: 7-9 77.8% 2nd half: 13-17 76.5% Game: 20-26 76.9%

USC 50 • 3-2

#	Player		Total		3-Ptr		Rebounds			PF	TP	A				Min
			FG-FGA	FG-FGA	FT-FTA	Off	Def	Tot	To			Bk	Stl			
10	Oliver, Kate	f	0-5	0-0	0-0	1	2	3	1	0	1	1	2	2	20	
11	Harberts, Cassie	f	7-15	0-1	0-3	0	2	3	3	14	3	1	1	0	27	
21	Vaiioletama, Alexyz	f	1-2	1-2	0-0	2	3	5	4	3	0	3	0	1	22	
01	Adams, Jordan	g	1-5	0-4	2-2	2	2	4	1	4	4	2	0	3	33	
14	Crook, Ariya	g	6-14	0-4	4-4	0	2	2	4	16	0	4	0	2	33	
12	Jaco, Courtney		0-0	0-0	0-0	0	0	0	1	0	0	2	0	0	2	
13	Horn, Kaneisha		1-5	0-0	1-4	0	3	3	2	3	0	3	0	1	17	
23	Barrett, Brianna		3-4	0-0	1-3	2	3	5	2	7	3	2	1	0	25	
24	Edelman, Drew		0-0	0-0	0-0	0	0	0	1	0	0	1	0	1	8	
32	Alofaituli, Kiki		1-2	0-0	1-2	2	0	2	2	3	1	1	0	0	13	
	Team					2	2	4				2				
	Totals		20-52	1-11	9-18	11	19	30	21	50	12	22	4	10	200	



Official Basketball Box Score -- Game Totals -- Final Statistics
#12/10 South Carolina vs Charlotte
 12/08/13 2:00 p.m. at Dale F. Halton Arena (Charlotte, N.C.)



#12/10 South Carolina 76 • 9-0

#	Player		Total		3-Ptr		Rebounds			PF	TP	A TO Blk Stl				Min
			FG-FGA	FG-FGA	FT-FTA	Off	Def	Tot	A			TO	Blk	Stl		
24	WELCH, Aleighsa	f	7-9	0-0	4-6	2	4	6	2	18	0	2	0	3	25	
33	IBIAM, Elem	c	7-14	0-0	5-7	2	7	9	2	19	0	1	3	1	30	
05	SESSIONS, Khadijah	g	2-8	0-2	2-2	1	1	2	3	6	3	1	0	0	29	
23	ROY, Tina	g	0-0	0-0	1-2	1	1	2	2	1	1	2	1	1	15	
25	MITCHELL, Tiffany	g	4-9	0-2	7-7	1	2	3	0	15	4	3	0	3	36	
02	GAINES, Olivia		0-0	0-0	0-0	0	1	1	1	0	0	0	0	0	4	
12	MONTOUT, Wilka		1-2	1-1	0-0	2	0	2	1	3	0	0	0	0	8	
15	DAVIS, Tiffany		0-0	0-0	0-0	0	0	0	0	1	0	1	0	0	8	
21	MORRISON, LeAnna		0-0	0-0	2-4	0	0	0	0	2	0	0	0	0	1	
31	DOZIER, Asia		4-7	0-1	2-3	2	3	5	1	10	4	5	1	2	32	
41	COATES, Alaina		0-4	0-0	2-2	2	2	4	0	2	0	0	2	0	12	
	Team					0	2	2								
Totals			25-53	1-6	25-33	13	23	36	13	76	12	15	7	10	200	

FG % 1st Half: 11-31 35.5% 2nd half: 14-22 63.6% Game: 25-53 47.2% Deadball Rebounds 0
 3FG % 1st Half: 1-5 20.0% 2nd half: 0-1 0.0% Game: 1-6 16.7%
 FT % 1st Half: 10-13 76.9% 2nd half: 15-20 75.0% Game: 25-33 75.8%

Charlotte 61 • 4-5

#	Player		Total		3-Ptr		Rebounds			PF	TP	A TO Blk Stl			Min
			FG-FGA	FG-FGA	FT-FTA	Off	Def	Tot	A			TO	Blk	Stl	
20	GORDON, Kira	f	3-9	0-0	7-8	1	8	9	3	13	1	4	0	3	36
32	ALEXANDER, Alexis	f	2-5	0-0	0-0	2	1	3	4	4	0	2	0	0	15
03	HOLMES, Ayanna	g	1-4	0-2	0-0	0	3	3	4	2	3	1	0	1	24
10	HAMMONDS, Ny	g	6-11	1-2	1-2	0	6	6	2	14	4	6	0	0	40
22	SIGMON, Hillary	g	2-8	1-7	2-2	0	1	1	3	7	1	0	0	1	31
01	GREGORY, Ciara		1-1	1-1	0-0	0	0	0	0	3	0	0	0	0	1
05	GARNER, Meme		0-1	0-0	0-0	0	0	0	0	1	0	0	0	0	1
21	WEBSTER, Lefty		1-2	0-1	0-0	2	0	2	2	2	0	0	0	1	7
23	OLLEY, Kenya		2-3	0-0	0-0	0	1	1	1	4	0	2	0	0	7
24	CARTER, Tori		4-5	0-0	0-0	0	0	0	0	8	1	3	0	0	17
50	RANKIN, Olivia		2-4	0-0	0-0	0	0	0	4	4	0	0	0	0	21
Team						1	3	4							
Totals			24-53	3-13	10-12	6	23	29	24	61	10	18	0	6	200

FG % 1st Half: 12-24 50.0% 2nd half: 12-29 41.4% Game: 24-53 45.3% Deadball Rebounds 2
 3FG % 1st Half: 1-5 20.0% 2nd half: 2-8 25.0% Game: 3-13 23.1%
 FT % 1st Half: 7-8 87.5% 2nd half: 3-4 75.0% Game: 10-12 83.3%

Officials: Billy Smith, Carla Fountain, Meadow Overstreet
 Technical fouls: #12/10 South Carolina-None. Charlotte-None.
 Attendance: 1357

Score by periods	1st	2nd	Total
#12/10 South Carolina	33	43	76
Charlotte	32	29	61

Last FG - SC 2nd-01:12, CHA 2nd-00:37.
 Largest lead - SC by 16 2nd-00:44, CHA by 2 1st-12:32.

Score tied - 8 times.
 Lead changed - 6 times.



Official Basketball Box Score -- Game Totals -- Final Statistics
#10/10 South Carolina vs #14/13 N. Carolina
 12/18/13 7:00 p.m. at Myrtle Beach (SC) Convention Center



#10/10 South Carolina 66 • 9-1

#	Player		Total	3-Ptr	Rebounds			PF	TP	A TO Blk Stl				Min	
			FG-FGA	FG-FGA	FT-FTA	Off	Def								Tot
24	WELCH, Aleighsa	f	8-13	0-0	7-12	5	1	6	3	23	0	4	1	1	36
31	DOZIER, Asia	f	1-3	0-2	1-2	1	2	3	4	3	1	2	0	0	21
33	IBIAM, Elem	c	7-10	0-0	0-0	3	2	5	4	14	1	1	4	2	33
05	SESSIONS, Khadijah	g	1-8	0-3	2-4	0	2	2	1	4	1	2	0	2	27
25	MITCHELL, Tiffany	g	4-13	1-2	9-10	2	3	5	3	18	1	3	0	2	34
02	GAINES, Olivia		1-2	0-0	0-0	0	1	1	1	2	2	1	0	0	11
12	MONTOUT, Wilka		0-1	0-1	0-0	0	1	1	0	0	0	0	0	0	2
15	DAVIS, Tiffany		0-1	0-0	0-0	0	0	0	0	0	0	0	0	0	7
23	ROY, Tina		1-5	0-3	0-1	2	2	4	1	2	0	0	0	0	20
41	COATES, Alaina		0-0	0-0	0-0	0	1	1	1	0	0	1	1	0	9
Team						1	4	5							
Totals			23-56	1-11	19-29	14	19	33	18	66	6	14	6	7	200

FG % 1st Half: 11-30 36.7% 2nd half: 12-26 46.2% Game: 23-56 41.1% Deadball Rebounds 2
 3FG % 1st Half: 0-4 0.0% 2nd half: 1-7 14.3% Game: 1-11 9.1%
 FT % 1st Half: 5-11 45.5% 2nd half: 14-18 77.8% Game: 19-29 65.5%

#14/13 N. Carolina 74 • 10-2

#	Player		Total		3-Ptr	Rebounds			PF	TP	A TO Blk Stl				Min	
			FG-FGA	FG-FGA	FT-FTA	Off	Def	Tot			A	TO	Blk	Stl		
01	Stephanie Mavunga	f	9-16	0-1	2-3	5	7	12	4	20	0	3	3	1	34	
34	Xylina McDaniel	f	5-11	2-4	2-2	1	6	7	3	14	2	3	0	1	29	
15	Allisha Gray	g	4-8	2-4	2-2	2	1	3	3	12	1	1	0	0	33	
23	Diamond DeShields	g	6-13	0-3	5-6	2	4	6	4	17	1	1	0	1	21	
24	Jessica Washington	g	0-3	0-0	0-0	0	2	2	1	0	2	4	0	1	20	
02	Latifah Coleman		0-3	0-1	1-2	0	2	2	3	1	4	2	0	1	21	
10	Danielle Butts		1-1	0-0	0-0	1	0	1	0	2	0	0	0	0	4	
11	Brittany Rountree		0-2	0-2	0-0	0	0	0	3	0	2	1	0	0	20	
22	N'Dea Bryant		1-1	0-0	2-2	0	1	1	1	4	0	1	0	0	12	
31	Erika Johnson		2-3	0-1	0-0	1	2	3	1	4	0	1	0	0	6	
Team						4	2	6								
Totals				28-61	4-16	14-17	16	27	43	23	74	12	17	3	5	200

FG % 1st Half: 15-34 44.1% 2nd half: 13-27 48.1% Game: 28-61 45.9% Deadball Rebounds 1
 3FG % 1st Half: 2-7 28.6% 2nd half: 2-9 22.2% Game: 4-16 25.0%
 FT % 1st Half: 7-8 87.5% 2nd half: 7-9 77.8% Game: 14-17 82.4%

Officials: Mark Zentz, Bryan Esterline, Louis Gonzalez
 Technical fouls: #10/10 South Carolina-None. #14/13 N. Carolina-None.
 Attendance: 4137

Score by periods	1st	2nd	Total
#10/10 South Carolina	27	39	66
#14/13 N. Carolina	39	35	74

Last FG - SC 2nd-01:21, NC 2nd-01:41.
 Largest lead - SC by 4 1st-15:32, NC by 13 1st-03:22.

Points In Paint Off 2nd Fast Bench
 SC 36 30 13 0 4
 NC 44 16 18 2 11
 Score tied - 2 times.
 Lead changed - 1 time.



Official Basketball Box Score -- Game Totals -- Final Statistics
Winthrop vs #10/10 South Carolina
 12/20/13 12 p.m. at Columbia, S.C./Colonial Life Arena



Winthrop 61 • 6-3

#	Player		Total		3-Ptr		Rebounds			PF	TP	A TO Blk Stl				Min
			FG-FGA		FG-FGA	FT-FTA	Off	Def	Total							
20	CALVERT, Taylor	f	4-5		1-1	2-2	1	4	5	4	11	0	3	0	1	34
33	WILLIAMS, Erica	f	8-19		0-0	3-4	1	4	5	0	19	4	3	2	2	40
04	NUNN, Schaquilla	c	1-6		0-0	0-0	1	9	10	2	2	0	1	0	0	33
22	McCLANAHAN, Dequesh	g	7-20		1-3	4-4	1	0	1	5	19	8	3	0	3	37
24	WRIGHT, Samiya	g	0-2		0-1	0-0	1	1	2	2	0	0	0	0	0	7
05	CHARLES, Tiffany		1-2		0-0	0-0	1	1	2	2	2	1	2	0	2	27
30	DECHEVA, Pamela		3-5		2-3	0-0	2	0	2	4	8	0	1	0	0	21
31	VERNON, Zoe		0-0		0-0	0-0	0	0	0	2	0	0	0	0	0	1
Team							2	1	3							
Totals				24-59	4-8	9-10	10	20	30	21	61	13	13	2	8	200
FG % 1st Half: 10-30			33.3%	2nd half: 14-29	48.3%	Game: 24-59			40.7%	Deadball						
3FG % 1st Half: 3-5			60.0%	2nd half: 1-3	33.3%	Game: 4-8			50.0%	Rebounds						
FT % 1st Half: 0-0			0.0%	2nd half: 1-10	90.0%	Game: 9-19			90.0%	3						

FG % 1st Half: 10-30 33.3% 2nd half: 14-29 48.3% Game: 24-59 40.7% Deadball Rebounds 3
 3FG % 1st Half: 3-5 60.0% 2nd half: 1-3 33.3% Game: 4-8 50.0%
 FT % 1st Half: 0-0 0.0% 2nd half: 9-10 90.0% Game: 9-10 90.0%

#10/10 South Carolina 69 • 10-1

#	Player	Pos	FG	3FG	FT	Reb	Ass	Stl	Blk	PF	TP	A TO Blk Stl	Min
24	WELCH, Aleighsa	f	4-7	0-0	6-11	4 4 8	0	14	2	1	1	2	34
31	DOZIER, Asia	f	4-9	3-7	2-4	0 2 2	1	13	5	2	0	0	39
33	IBIAM, Elem	c	6-12	0-0	0-0	2 7 9	2	12	0	1	3	0	32
15	DAVIS, Tiffany	g	1-5	1-5	0-0	0 4 4	2	3	2	6	0	1	26
25	MITCHELL, Tiffany	g	7-9	4-5	2-5	0 1 1	3	20	7	6	0	1	34
02	GAINES, Olivia		0-1	0-0	2-2	0 1 1	3	2	1	0	0	0	13
12	MONTOUT, Wilka		1-2	0-1	0-0	2 1 3	0	2	0	0	0	0	6
23	ROY, Tina		0-1	0-1	0-0	0 0 0	0	0	0	0	0	0	8
41	COATES, Alaina		1-2	0-0	1-2	3 0 3	1	3	0	4	1	0	8
	Team					0 3 3							
Totals			24-48	8-19	13-24	11 23 34	12	69	17	20	5	4	200
FG % 1st Half: 14-28			50.0%	2nd half: 10-20	50.0%	Game: 24-48	50.0%				Deadball		
3FG % 1st Half: 5-11			45.5%	2nd half: 3-8	37.5%	Game: 8-19	42.1%				Rebound		
						9-27	33.3%						

FG % 1st Half: 14-28 50.0% 2nd half: 10-20 50.0% Game: 24-48 50.0% Deadball Rebounds 4
 3FG % 1st Half: 5-11 45.5% 2nd half: 3-8 37.5% Game:



Official Basketball Box Score -- Game Totals -- Final Statistics
Savannah State vs #13/12 South Carolina
 12/28/13 12 p.m. at Columbia, S.C./Colonial Life Arena



Savannah State 40 • 5-7

#	Player		Total		3-Ptr	Rebounds			PF	TP	A	TO	Blk	Stl	Min
			FG	FGA		FT	FTA	Off Def Tot							
44	DAVIS, Tiyonda	c	0-2	0-0	2-2	0	3	3	5	2	0	1	0	0	18
01	DORSEY, Bria	g	1-8	0-0	0-0	1	5	6	2	2	2	3	0	0	23
02	HENDRIX, Kenyata	g	1-2	1-2	0-0	1	0	1	3	3	1	1	0	0	26
15	WILLIAMS, Jerryshia	g	1-4	1-3	0-0	0	2	2	2	3	1	1	1	0	19
32	HANTON, Shawanda	g	0-1	0-0	0-0	0	0	0	0	0	0	1	0	0	6
04	NORMAN, Jasmine		3-11	0-0	0-0	2	2	4	4	6	0	1	0	2	21
10	POLLARD, Zados		0-1	0-1	0-0	0	1	1	0	0	0	0	0	0	4
11	WARREN, Rhianna		0-0	0-0	0-0	0	0	0	0	0	0	1	0	0	2
21	KIRKLAND, Jasmine		6-9	0-0	7-8	1	4	5	2	19	0	2	1	0	22
22	GRAHAM, Charmia		0-1	0-0	0-0	0	1	1	4	0	0	0	0	0	10
23	KALU, Ezinne		1-9	0-4	3-4	1	0	1	4	5	1	6	0	2	31
24	GREENE, Charmaine		0-1	0-0	0-0	0	2	2	5	0	1	2	1	0	18
Team						0	1	1							
Totals			13-49	2-10	12-14	6	21	27	31	40	6	19	3	4	200

FG % 1st Half: 9-25 36.0% 2nd half: 4-24 16.7% Game: 13-49 26.5% Deadball
 3FG % 1st Half: 2-7 28.6% 2nd half: 0-3 0.0% Game: 2-10 20.0% Rebounds
 FT % 1st Half: 5-6 83.3% 2nd half: 7-8 87.5% Game: 12-14 85.7% 2,1

#13/12 South Carolina 82 • 12-1

#	Player		Total		3-Ptr	Rebounds			PF	TP	A	TO	Blk	Stl	Min
			FG	FGA		FT	FTA	Off Def Tot							
24	WELCH, Aleighsa	f	5-9	0-0	4-6	1	2	3	0	14	5	0	0	1	23
31	DOZIER, Asia	f	4-8	2-2	0-0	0	1	1	2	10	1	0	0	1	19
33	IBIAM, Elem	c	1-7	0-0	3-4	3	6	9	3	5	0	0	1	1	18
15	DAVIS, Tiffany	g	3-3	2-2	0-2	0	1	1	1	8	0	1	0	0	22
25	MITCHELL, Tiffany	g	3-5	0-1	12-16	0	7	7	0	18	4	3	0	5	27
00	FARMER, India		0-0	0-0	0-0	0	0	0	0	0	0	0	1	0	4
02	GAINES, Olivia		3-5	0-0	1-2	0	0	0	4	7	1	2	0	1	19
12	MONTOUT, Wilka		0-0	0-0	0-2	0	0	0	2	0	0	0	0	0	17
21	MORRISON, LeAnna		0-0	0-0	1-2	0	2	2	2	1	0	1	0	0	8
23	ROY, Tina		1-5	0-1	0-0	0	2	2	1	2	2	1	0	1	19
41	COATES, Alaina		4-5	0-0	9-14	5	7	12	2	17	0	2	3	0	24
Team						1	1	2							
Totals			24-47	4-6	30-48	10	29	39	17	82	13	10	5	10	200

FG % 1st Half: 11-23 47.8% 2nd half: 13-24 54.2% Game: 24-47 51.1% Deadball
 3FG % 1st Half: 1-2 50.0% 2nd half: 3-4 75.0% Game: 4-6 66.7% Rebounds
 FT % 1st Half: 20-27 74.1% 2nd half: 10-21 47.6% Game: 30-48 62.5% 9,1

Officials: Billy Smith, Joe Cunningham, Charles Carroll
 Technical fouls: Savannah State-None. #13/12 South Carolina-None.
 Attendance: 4824

Score by periods	1st	2nd	Total
Savannah State	25	15	40
#13/12 South Carolina	43	39	82

Points	In	Off	2nd	Fast	Bench
SSU	Paint	T/O	Chance	Break	
SC	18	8	8	4	30
	34	28	9	15	27

Last FG - SSU 2nd-00:53, SC 2nd-03:11.
 Largest lead - SSU None, SC by 43 2nd-01:47.

Score tied - 0 times.
 Lead changed - 0 times.



Official Basketball Box Score -- Game Totals -- Final Statistics
Vanderbilt vs #13/12 South Carolina
 01/05/14 1 p.m. at Columbia, S.C./Colonial Life Arena



Vanderbilt 66 • 12-3 (1-1 SEC)

#	Player		Total		3-Ptr	Rebounds			PF	TP	A	TO	Blk	Stl	Min
			FG	FGA		FT	FTA	Off Def Tot							
03	Heather Bowe	f	2-5	0-0	0-0	0	1	1	2	4	0	1	0	0	11
05	Kady Schran	g	0-2	0-0	0-0	0	0	0	0	0	0	1	0	0	15
10	Christina Foggie	g	5-16	1-4	5-6	1	4	5	3	16	5	1	1	0	40
11	Jasmine Lister	g	3-12	2-4	5-5	1	4	5	1	13	3	1	1	3	40
25	Morgan Batey	g	2-3	0-0	0-0	3	0	3	2	4	1	2	1	0	16
15	Jasmine Jenkins		4-10	2-3	2-2	1	1	2	5	12	4	2	0	0	24
22	Marques Webb		1-3	0-0	2-2	1	2	3	5	4	1	0	0	0	10
23	Kylee Smith		5-6	1-1	0-0	1	2	3	2	11	0	4	0	1	29
44	Rayte'a Long		1-4	0-0	0-0	2	3	5	3	2	0	1	0	0	15
Team						2	0	2							
Totals			23-61	6-12	14-15	12	17	29	23	66	14	13	3	4	200

FG % 1st Half: 11-30 36.7% 2nd half: 12-31 38.7% Game: 23-61 37.7% Deadball
 3FG % 1st Half: 4-8 50.0% 2nd half: 2-4 50.0% Game: 6-12 50.0% Rebounds
 FT % 1st Half: 4-4 100.0 2nd half: 10-11 90.9% Game: 14-15 93.3% 2

#13/12 South Carolina 76 • 14-1 (2-0 SEC)

#	Player		Total		3-Ptr	Rebounds			PF	TP	A	TO	Blk	Stl	Min
			FG	FGA		FT	FTA	Off Def Tot							
24	WELCH, Aleighsa	f	2-4	0-0	5-6	1	2	3	4	9	3	1	1	0	24
31	DOZIER, Asia	f	1-7	1-2	2-2	0	1	1	3	5	5	5	0	1	29
33	IBIAM, Elem	c	3-4	0-0	5-6	2	6	8	4	11	0	2	2	0	20
15	DAVIS, Tiffany	g	1-2	0-1	1-1	0	1	1	3	3	2	1	0	0	18
25	MITCHELL, Tiffany	g	6-9	2-2	5-6	0	4	4	4	19	4	1	1	3	36
02	GAINES, Olivia		0-0	0-0	2-2	0	1	1	1	2	2	1	0	1	14
23	ROY, Tina		1-4	1-2	0-0	0	3	3	0	3	3	0	1	0	31
41	COATES, Alaina		11-16	0-0	2-4	4	6	10	2	24	0	3	3	1	28
Team						0	1	1							
Totals			25-46	4-7	22-27	7	25	32	22	76	19	15	8	6	200

FG % 1st Half: 15-24 62.5% 2nd half: 10-22 45.5% Game: 25-46 54.3% Deadball
 3FG % 1st Half: 3-5 60.0% 2nd half: 1-2 50.0% Game: 4-7 57.1% Rebounds
 FT % 1st Half: 8-10 80.0% 2nd half: 14-17 82.4% Game: 22-27 81.5% 2

Officials: Mark Zentz, Brian Hall, Amy Bonner
 Technical fouls: Vanderbilt-None. #13/12 South Carolina-MITCHELL, Tiffany;
 TEAM.
 Attendance: 4810

Score by periods	1st	2nd	Total
Vanderbilt	30	36	66
#13/12 South Carolina	41	35	76

Points	In	Off	2nd	Fast	Bench
VANDY	Paint	T/O	Chance	Break	
SC	30	16	15	8	29
	42	16	8	16	29

Last FG - VANDY 2nd-00:43, SC 2nd-05:51.
 Largest lead - VANDY by 3 1st-12:43, SC by 17 2nd-17:12.

Score tied - 3 times.
 Lead changed - 5 times.



Official Basketball Box Score -- Game Totals -- Final Statistics
#13/12 South Carolina 55 • 13-1, 1-0 SEC
 01/02/14 7 p.m. at Fayetteville, Ark. (Bud Walton Arena)



#13/12 South Carolina 55 • 13-1, 1-0 SEC

#	Player		Total		3-Ptr	Rebounds			PF	TP	A	TO	Blk	Stl	Min
			FG	FGA		FT	FTA	Off Def Tot							
24	WELCH, Aleighsa	f	5-11	0-0	1-3	2	5	7	2	11	2	2	4	1	36
31	DOZIER, Asia	f	4-12	1-3	0-0	0	2	2	2	9	5	7	0	1	40-
33	IBIAM, Elem	c	1-4	0-0	2-2	1	3	4	4	4	0	1	1	0	15
15	DAVIS, Tiffany	g	1-4	0-1	1-2	0	6	6	3	3	1	6	0	0	30
25	MITCHELL, Tiffany	g	5-10	0-0	6-8	3	8	11	4	16	1	3	0	1	35
02	GAINES, Olivia		0-1	0-0	1-2	0	1	1	0	1	1	0	0	1	12
23	ROY, Tina		0-2	0-1	0-0	0	2	2	1	0	0	0	1	0	6
41	COATES, Alaina		5-8	0-0	1-2	2	10	12	3	11	0	2	5	0	26
Team						2	1	3							
Totals			21-52	1-5	12-19	10	38	48	19	55	10	21	11	4	200

FG % 1st Half: 13-30 43.3% 2nd half: 8-22 36.4% Game: 21-52 40.4% Deadball
 3FG % 1st Half: 0-3 0.0% 2nd half: 1-2 50.0% Game: 1-5 20.0% Rebounds
 FT % 1st Half: 2-2 100.0 2nd half: 10-17 58.8% Game: 12-19 63.2% 6

Arkansas 51 • 13-1, 0-1 SEC

#	Player		Total		3-Ptr	Rebounds			PF	TP	A	TO	Blk	Stl	Min
			FG-FGA	FG-FGA	FT-FTA	Off	Def	Total							
00	JACKSON, Jessica	f	4-18	3-9	3-4	0	5	5	3	14	1	2	4	1	34
01	PEAK, Keira	f	7-14	0-1	0-1	1	2	3	4	14	0	1	0	3	28
03	BOWEN, Jhasmin	f	2-9	0-0	3-4	5	7	12	4	7	1	2	0	1	31
03	ADAMS, McKenzie	g	2-10	1-3	0-0	2	2	2	1	5	0	1	1	0	27
11	BERNA, Calli	g	1-7	0-4	0-1	0	1	1	2	2	6	1	0	3	40
25	BROOKS, Kelsey		2-9	1-2	4-4	3	3	6	3	9	0	0	0	3	26
25	BAILEY, Joey		0-0	0-0	0-0	0	0	0	1	0	0	1	0	0	5
33	WOLFF, Melissa		0-2	0-0	0-0	2	2	4	2	0	0	1	1	0	9
	Team					5	0	5			1				
Totals			18-69	5-19	10-14	16	22	38	20	51	8	10	6	11	200



2013-14 South Carolina Basketball
South Carolina Game-by-Game Highs (as of Jan 05, 2014)
All games



Opponent	Date	Score	Points	Rebounds	Assists	Steals	Blocked shots
CHARLESTON SOUTHERN	11/08/13	99-29	20-COATES, Alaina	8-WELCH, Aleighsa	7-ROY, Tina	5-MITCHELL, Tiffany	5-IBIAM, Elem
LOUISIANA TECH	11/10/13	68-45	14-WELCH, Aleighsa	10-WELCH, Aleighsa COATES, Alaina	5-SESSIONS, Khadij	2-SESSIONS, Khadij	3-IBIAM, Elem
COLL. OF CHARLESTON	11/14/13	81-54	16-DOZIER, Asia	17-WELCH, Aleighsa	4-SESSIONS, Khadij	2-WELCH, Aleighsa	3-IBIAM, Elem COATES, Alaina
SETON HALL	11/17/13	88-67	18-IBIAM, Elem	8-IBIAM, Elem WELCH, Aleighsa COATES, Alaina	5-SESSIONS, Khadij	2-DOZIER, Asia	4-COATES, Alaina
at Clemson	11/20/13	68-43	17-WELCH, Aleighsa	10-WELCH, Aleighsa	5-MITCHELL, Tiffany	2-COATES, Alaina MITCHELL, Tiffany	3-WELCH, Aleighsa
at San Diego State	11/23/13	88-54	21-COATES, Alaina	8-COATES, Alaina	9-MITCHELL, Tiffany	4-SESSIONS, Khadij	1-COATES, Alaina ROY, Tina WELCH, Aleighsa IBIAM, Elem
at USC	11/25/13	70-50	22-MITCHELL, Tiffany	9-COATES, Alaina	4-MITCHELL, Tiffany	5-MITCHELL, Tiffany	2-IBIAM, Elem
NC CENTRAL	12/02/13	79-27	19-MITCHELL, Tiffany	7-COATES, Alaina	6-SESSIONS, Khadij	3-MITCHELL, Tiffany	2-COATES, Alaina
at Charlotte	12/08/13	76-61	19-IBIAM, Elem	9-IBIAM, Elem	4-MITCHELL, Tiffany DOZIER, Asia	3-WELCH, Aleighsa MITCHELL, Tiffany	3-IBIAM, Elem
vs #14/13 North Carolina	12/18/13	66-74	23-WELCH, Aleighsa	6-WELCH, Aleighsa	2-GAINES, Olivia	2-MITCHELL, Tiffany SESSIONS, Khadija IBIAM, Elem	4-IBIAM, Elem
WINTHROP	12/20/13	69-61	20-MITCHELL, Tiffany	9-IBIAM, Elem	7-MITCHELL, Tiffany	2-WELCH, Aleighsa	3-IBIAM, Elem
SC STATE	12/22/13	70-26	23-COATES, Alaina	9-MITCHELL, Tiffany IBIAM, Elem	4-MITCHELL, Tiffany	1-DOZIER, Asia GAINES, Olivia ROY, Tina IBIAM, Elem DAVIS, Tiffany WELCH, Aleighsa MITCHELL, Tiffany	3-COATES, Alaina
SAVANNAH STATE	12/28/13	82-40	18-MITCHELL, Tiffany	12-COATES, Alaina	5-WELCH, Aleighsa	5-MITCHELL, Tiffany	3-COATES, Alaina
at Arkansas	01/02/14	55-51	16-MITCHELL, Tiffany	12-COATES, Alaina	5-DOZIER, Asia	1-GAINES, Olivia DOZIER, Asia WELCH, Aleighsa MITCHELL, Tiffany	5-COATES, Alaina
VANDERBILT	01/05/14	76-66	24-COATES, Alaina	10-COATES, Alaina	5-DOZIER, Asia	3-MITCHELL, Tiffany	3-COATES, Alaina



2013-14 South Carolina Basketball **South Carolina Points-Rebounds-Assists (as of Jan 05, 2014)** **All games**



Opponent	Date	Score	FARMER,JIND	00	02	05	12	15	21	23	24	25	31	33	41
CSU	11/08/13	99-29	w	0-0-0	4-4-5	10-2-3	7-4-1	5-2-1	0-1-1	5-3-7	15-8-0	12-1-1	4-3-5	17-6-0	20-7-1
LATECH	11/10/13	68-45	w	0-0-0	2-4-3	7-1-5	0-3-0	3-2-1	0-0-0	2-1-2	14-10-3	10-4-3	7-1-0	11-8-1	12-10-0
COFC	11/14/13	81-54	w	0-0-0	2-1-0	2-1-4	2-8-0	7-1-3	0-1-1	6-0-2	12-17-2	11-8-1	16-2-3	12-6-0	11-14-0
SHU	11/17/13	88-67	w	DNP	0-1-1	17-3-5	0-0-1	0-1-0	2-0-0	5-2-1	15-8-4	15-3-4	6-4-2	18-8-0	10-8-1
at CU	11/20/13	68-43	w	0-0-0	DNP	10-3-3	1-4-0	0-0-1	0-0-0	3-3-0	17-10-4	14-6-5	4-9-0	10-6-1	9-6-0
at SDSU	11/23/13	88-54	w	DNP	1-1-1	12-0-5	2-2-0	0-0-3	0-1-1	6-1-2	8-4-2	17-3-9	16-3-0	5-4-1	21-8-0
at USC	11/25/13	70-50	w	DNP	DNP	7-1-3	0-2-1	DNP	0-0-0	11-3-0	14-6-1	22-6-4	4-2-2	4-5-1	8-9-0
NCCU	12/02/13	79-27	w	3-3-0	4-5-4	7-0-6	5-1-1	DNP	3-2-0	2-6-5	13-4-1	19-3-1	6-2-1	2-3-0	15-7-1
at CHA	12/08/13	76-61	w	DNP	0-1-0	6-2-3	3-2-0	0-0-0	2-0-0	1-2-1	18-6-0	15-3-4	10-5-4	19-9-0	2-4-0
vs NC	12/18/13	66-74	L	DNP	2-1-2	4-2-1	0-1-0	0-0-0	DNP	2-4-0	23-6-0	18-5-1	3-3-1	14-5-1	0-1-0
WU	12/20/13	69-61	w	DNP	2-1-1	DNP	2-3-0	3-4-2	DNP	0-0-0	14-8-2	20-1-7	13-2-5	12-9-0	3-3-0
SCSUW	12/22/13	70-26	w	0-1-0	6-4-2	DNP	2-5-0	6-1-3	0-1-0	7-1-2	8-5-3	5-9-4	4-4-3	9-9-1	23-5-1
SSU	12/28/13	82-40	w	0-0-0	7-0-1	DNP	0-0-0	8-1-0	1-2-0	2-2-2	14-3-5	18-7-4	10-1-1	5-9-0	17-12-0
at AR	01/02/14	55-51	w	DNP	1-1-1	DNP	DNP	3-6-1	DNP	0-2-0	11-7-2	16-11-1	9-2-5	4-4-0	11-12-0
VANDY	01/05/14	76-66	w	DNP	2-1-2	DNP	DNP	3-1-2	DNP	3-3-3	9-3-3	19-4-4	5-1-5	11-8-0	24-10-0



2013-14 South Carolina Basketball

South Carolina Team Game-by-Game Comparison (as of Jan 05, 2014)

All games



Opponent	1st	2nd	Score	Mar	Total FG	FG Pct	3-Pointers	3FG Pct	Free Throws	FT Pct	Rebounds	Assist	T/Over	Block	Steal	Fouls	
CHARLESTON SOUTHERN	52/13	47/16	99-29	+70	39-64/10-54	.609/.185	3-6/4-23	.500/.174	18-28/5-6	.643/.833	46/25	+21	25/6	10/25	12/5	17/5	9/19
LOUISIANA TECH	31/17	37/28	68-45	+23	28-62/18-50	.452/.360	4-18/4-7	.222/.571	8-22/5-14	.364/.357	47/29	+18	18/10	13/17	4/2	6/7	15/22
COLL. OF CHARLESTON	46/34	35/20	81-54	+27	25-66/21-68	.379/.309	9-28/3-13	.321/.231	22-42/9-18	.524/.500	62/38	+24	16/12	12/10	8/2	5/5	15/27
SETON HALL	41/39	47/28	88-67	+21	26-45/26-67	.578/.388	6-12/6-11	.500/.545	30-44/9-18	.682/.500	38/30	+8	19/4	11/8	9/2	6/5	16/28
Clemson	27/15	41/28	68-43	+25	26-57/14-48	.456/.292	4-16/3-7	.250/.429	12-18/12-19	.667/.632	49/27	+22	14/7	12/11	5/2	6/5	13/17
San Diego State	43/32	45/22	88-54	+34	29-55/21-48	.527/.438	9-23/1-8	.391/.125	21-31/8-15	.677/.533	30/31	(1)	24/10	8/25	4/1	12/5	18/25
USC	30/24	40/26	70-50	+20	24-48/20-52	.500/.385	2-6/1-11	.333/.091	20-26/9-18	.769/.500	35/30	+5	12/12	19/22	3/4	8/10	18/21
NC CENTRAL	46/15	33/12	79-27	+52	31-53/8-50	.585/.160	6-18/1-14	.333/.071	11-16/10-12	.688/.833	38/28	+10	20/6	7/16	4/1	7/3	11/13
Charlotte	33/32	43/29	76-61	+15	25-53/24-53	.472/.453	1-6/3-13	.167/.231	25-33/10-12	.758/.833	36/29	+7	12/10	15/18	7/0	10/6	13/24
#14/13 North Carolina	27/39	39/35	66-74	(8)	23-56/28-61	.411/.459	1-11/4-16	.091/.250	19-29/14-17	.655/.824	33/43	(10)	6/12	14/17	6/3	7/5	18/23
WINTHROP	37/23	32/38	69-61	+8	24-48/24-59	.500/.407	8-19/4-8	.421/.500	13-24/9-10	.542/.900	34/30	+4	17/13	20/13	5/2	4/8	12/21
SC STATE	37/12	33/14	70-26	+44	26-57/12-49	.456/.245	5-12/2-19	.417/.105	13-18/0-2	.722/.000	47/21	+26	19/7	14/16	5/1	7/8	11/14
SAVANNAH STATE	43/25	39/15	82-40	+42	24-47/13-49	.511/.265	4-6/2-10	.667/.200	30-48/12-14	.625/.857	39/27	+12	13/6	10/19	5/3	10/4	17/31
Arkansas	28/16	27/35	55-51	+4	21-52/18-69	.404/.261	1-5/5-19	.200/.263	12-19/10-14	.632/.714	48/38	+10	10/8	21/10	11/6	4/11	19/20
VANDERBILT	41/30	35/36	76-66	+10	25-46/23-61	.543/.377	4-7/6-12	.571/.500	22-27/14-15	.815/.933	32/29	+3	19/14	15/13	8/3	6/4	22/23

Note: Game totals are displayed in the format TEAM/OPPONENT for each category



2013-14 South Carolina Basketball
South Carolina Combined Team Statistics (as of Jan 05, 2014)
All games



RECORD:	OVERALL	HOME	AWAY	NEUTRAL
ALL GAMES	14-1	9-0	5-0	0-1
CONFERENCE	2-0	1-0	1-0	0-0
NON-CONFERENCE	12-1	8-0	4-0	0-1

##	Player	gp-gs	min	avg	Total		3-Point		F-Throw		Rebounds										pts	avg	
					fg-fga	fg%	3fg-fga	3fg%	ft-fa	ft%	off	def	tot	avg	pf	dq	a	to	blk	stl			
25	MITCHELL, Tiffany	15-15	445	29.7	74-137	.540	18-35	.514	65-90	.722	22	52	74	4.9	24	0	53	37	1	36	231	15.4	
24	WELCH, Aleighsa	15-14	409	27.3	75-114	.658	0-0	.000	55-89	.618	44	61	105	7.0	25	0	32	20	15	15	205	13.7	
41	COATES, Alaina	15-1	268	17.9	68-103	.660	0-0	.000	50-79	.633	38	78	116	7.7	34	0	4	21	31	7	186	12.4	
33	IBIAM, Elem	15-15	354	23.6	58-107	.542	0-0	.000	37-54	.685	30	69	99	6.6	41	2	6	18	34	11	153	10.2	
05	SESSIONS, Khadijah	10-10	266	26.6	26-70	.371	8-28	.286	22-33	.667	4	11	15	1.5	14	0	38	14	0	14	82	8.2	
31	DOZIER, Asia	15-14	391	26.1	41-106	.387	20-52	.385	15-22	.682	11	33	44	2.9	24	0	37	37	2	12	117	7.8	
23	ROY, Tina	15-1	271	18.1	19-71	.268	9-41	.220	8-10	.800	6	27	33	2.2	8	0	27	7	5	4	55	3.7	
15	DAVIS, Tiffany	13-5	189	14.5	13-33	.394	7-17	.412	5-10	.500	2	17	19	1.5	11	0	17	25	1	4	38	2.9	
02	GAINES, Olivia	13-0	156	12.0	11-20	.550	0-1	.000	11-15	.733	8	17	25	1.9	15	0	23	9	2	10	33	2.5	
12	MONTOUT, Wilka	13-0	169	13.0	9-34	.265	3-10	.300	3-15	.200	19	16	35	2.7	14	0	4	8	4	1	24	1.8	
21	MORRISON, LeAnna	11-0	49	4.5	1-9	.111	1-7	.143	5-8	.625	4	4	8	0.7	4	0	3	2	0	1	8	0.7	
00	FARMER, India	7-0	33	4.7	1-5	.200	1-2	.500	0-0	.000	2	2	4	0.6	2	0	0	0	1	0	3	0.4	
Team											10	27	37	1			3						
Total.....		15	3000	396-809		.489	67-193	.347	276-425	.649	200	414	614	40.9	217	2	244	201	96	115	1135	75.7	
Opponents.....		15	3000	280-838		.334	49-191	.257	136-204	.667	161	294	455	30.3	328	11	137	240	37	91	745	49.7	

TEAM STATISTICS	SC	OPP	Date	Opponent	Score	Att.
SCORING	1135	745	11/08/13	CHARLESTON SOUTHERN	w 99-29	5120
Points per game	75.7	49.7	11/10/13	LOUISIANA TECH	w 68-45	5078
Scoring margin	+26.0	-	11/14/13	COLL. OF CHARLESTON	w 81-54	4882
FIELD GOALS-ATT	396-809	280-838	11/17/13	SETON HALL	w 88-67	4765
Field goal pct	.489	.334	11/20/13	at Clemson	w 68-43	715
3 POINT FG-ATT	67-193	49-191	11/23/13	at San Diego State	w 88-54	642
3-point FG pct	.347	.257	11/25/13	at USC	w 70-50	897
3-pt FG made per game	4.5	3.3	12/02/13	NC CENTRAL	w 79-27	4347
FREE THROWS-ATT	276-425	136-204	12/08/13	at Charlotte	w 76-61	1357
Free throw pct	.649	.667	12/18/13	vs #14/13 North Carolina	L 66-74	4137
F-Throws made per game	18.4	9.1	12/20/13	WINTHROP	w 69-61	5021
REBOUNDS	614	455	12/22/13	SC STATE	w 70-26	5937
Rebounds per game	40.9	30.3	12/28/13	SAVANNAH STATE	w 82-40	4824
Rebounding margin	+10.6	-	* 01/02/14	at Arkansas	w 55-51	2215
ASSISTS	244	137	* 01/05/14	VANDERBILT	w 76-66	4810
Assists per game	16.3	9.1				
TURNOVERS	201	240				
Turnovers per game	13.4	16.0				
Turnover margin	+2.6	-				
Assist/turnover ratio	1.2	0.6				
STEALS	115	91				
Steals per game	7.7	6.1				
BLOCKS	96	37				
Blocks per game	6.4	2.5				
ATTENDANCE	44784	9963				
Home games-Avg/Game	9-4976	5-1165				
Neutral site-Avg/Game	-	1-4137				

Score by Periods	1st	2nd	Totals
South Carolina	562	573	1135
Opponents	366	382	748