



# 2012 SOUTH CAROLINA GAMECOCK SOFTBALL

**Contact:** Koby Padgett ♦ **Office:** (803) 777-8017 ♦ **Cell:** (803) 386-8345 ♦ **Fax:** (803) 777-2967 ♦ **E-mail:** kpadgett@sc.edu  
**Web:** GamecocksOnline.com ♦ **Address:** Williams Brice Stadium, 1125 George Rogers Blvd., Columbia, SC 29208

## 2012 Schedule/Results (3-1)

Date	Opponent	W	L	Score/Time
2/10	Tennessee State#		L	2-4
2/11	Western Kentucky#	W		5-4 (8)
2/11	Winthrop#	W		8-1
2/12	Cleveland State#	W		7-4
2/17	vs. Providence%			3 PM
2/18	vs. Illinois-Chicago%			3 PM
2/18	at Florida International%			5 PM
2/19	vs. Jacksonville%			11 AM
2/19	vs. Villanova%			1 PM
2/22	Winthrop			5 PM
2/24	Elon&			5 PM
2/25	Appalachian State&			12:30 PM
2/25	Presbyterian&			3 PM
2/26	George Washington&			10 AM
2/28	Charleston Southern (DH)			2:30 PM
2/29	at Charlotte			5 PM
3/2	vs. Portland State^			12 PM
3/2	vs. Maine^			2:30 PM
3/3	at UC Riverside^			2:30 PM
3/4	vs. UC Davis			2:30 PM
3/7	at Coastal Carolina (DH)			3 PM
3/9	Arkansas*			6 PM
3/10	Arkansas*			2 PM
3/11	Arkansas*			1 PM
3/13	Mississippi State* (DH)			4:30 PM
3/14	Charlotte			6 PM
3/16	at Florida*			6 PM
3/17	at Florida*			1 PM
3/18	at Florida*			1 PM
3/21	at North Carolina			5 PM
3/23	LSU*			6 PM
3/24	LSU*			2 PM
3/25	LSU*			1 PM
3/28	at Winthrop			7 PM
3/31	Longwood (DH)			1 PM
4/6	at Kentucky*			6 PM
4/7	at Kentucky*			1 PM
4/8	at Kentucky*			1 PM
4/11	at Georgia* (DH)			5 PM
4/13	at Alabama*			7:30 PM
4/14	at Alabama*			2:30 PM
4/15	at Alabama*			2:30 PM
4/20	Tennessee*			7 PM
4/21	Tennessee*			4 PM
4/22	Tennessee*			1 PM
4/27	Auburn*			7 PM
4/28	Auburn*			7 PM
4/29	Auburn*			1 PM
5/4	at Mississippi*			7 PM
5/5	at Mississippi*			3 PM
5/6	at Mississippi*			2 PM (SPSO)

**Bold** indicates home game

All times Eastern

\* - Southeastern Conference Game

# - Palmetto Classic (Beckham Field)





% - Blue & Gold Feisberg Memorial (Miami, Fla.)

& - Gamecock Invitational (Beckham Field)

^ - Highlander Classic (Riverside, Calif.)

SPSO - SportSouth

## Next Four Opponents

Opponent	Date	Time	Series History	Trend	Last Meeting
 Providence	Fri., Feb. 17 Miami, Fla.		SC leads 2-1	SC won 2 of 3	SC won 8-5 (3/5/2011)
 Illinois-Chicago (2-3)	Sat., Feb. 18 Miami, Fla.		SC leads 4-2	UIC won 2 of 3	UIC won 0-1 (3/10/2000)
 Florida International (1-4)	Sat., Feb. 18 Miami, Fla.		Never met	Never met	First meeting
 Jacksonville (2-4)	Sun., Feb. 19 Miami, Fla.		SC leads 1-0	SC won only meeting	SC won 10-3 (2/17/2007)

## Inside

- ✓ SC take to the road for trip to FIU (p.2)
- ✓ Big home weekend for all-tourney players (p. 2)
- ✓ South Carolina's record in February (p. 2)
- ✓ Big turnaround in 2011 (p. 2)
- ✓ Experience returns almost everywhere (p. 2)
- ✓ Offensive improvements abounded in '11 (p. 3)
- ✓ Lots of offense returns for Gamecocks (p. 3)
- ✓ Record speed in 2011 (p.3)
- ✓ Painful record also set last year (p. 3)
- ✓ Pitching really improved last season (p. 4)
- ✓ Lots of work in the circle to make up (p. 4)
- ✓ A close game turnaround would help (p. 4)
- ✓ Lots of depth returns for the Gamecocks (p. 4)
- ✓ Coaches know how to win (p. 4)
- ✓ Gamecocks picked fifth in SEC East (p. 4)
- ✓ Scouting the Feisberg Memorial foes, history (p. 4-5)
- ✓ Preseason national rankings (p. 4 sidebar)
- ✓ SC lineup by position & batting order (p. 6-7)
- ✓ South Carolina's roster and breakdown (p. 8)
- ✓ SC player updates (p. 9-14)

## South Carolina Pitching Staff

No.	Name	Ht.	Class	ERA	W-L	App-GS	Sv	IP	BB	So	Avg.	Notes
80	Audrey Broyles	5-10	R-Jr.	3.00	1-0	2-2	0	9.1	3	8	.242	CG W in extras vs. WKU
33	Katelynn Howser	5-8	Fr.	0.66	1-0	3-0	1	10.2	7	2	.118	First W & S in Palmetto
21	Kierstyn White	5-10	Sr.	4.38	1-1	3-2	0	8.0	6	2	.297	Veteran arm

## Projected Starting Position Players

Pos.	Name	B/T	Ht.	Class	Avg/OBP/SLG	Notes
C	Shelby Gonzales	R/R	5-8	Jr.	.200/.333/.200	Led NJCAA Division I with 104 RBI in '11
1B	Molly Brossart	R/R	5-7	Sr.	.000/.333/.000	4 BB, 2 K, 12 PA
2B	Dana Hathorn	R/R	5-6	So.	.467/.467/.533	Only Gamecock with hits in all four games
3B	Evan Childs	R/R	5-10	Sr.	.462/.500/.846	Career 4-for-4 day vs. Cleveland State
SS	Samie Garcia	L/R	5-6	Jr.	.313/.313/.438	Scored five runs on opening weekend
LF	Kaitlin Westfall	R/R	5-6	Sr.	.286/.333/.571	Palmetto Classic MVP
CF	Lauren Lackey	L/R	5-6	Sr.	.143/.143/.143	Great defender struggled at plate
RF	Hannah Milks	R/R	5-5	Jr.	.250/.308/.333	Two sac bunts in No. 2 batting spot
DP	Chelsea Hawkins	R/R	5-5	So.	.364/.462/.636	Homered vs. Winthrop
DP	Codee Yeske	R/R	5-8	So.	.000/.333/.000	All-Big South OF at Presbyterian in '11

## Coaching Staff

### Head Coach

Beverly Smith

### Assistant Coaches

Janelle Breneman, Calvin Beamon

### Volunteer Assistant

Chrissy Schoonmaker

### Student Assistant

Ashley Chastain

**Quick Facts**

Location .....	Columbia, S.C.
Founded .....	1801
Enrollment .....	28,481
Colors .....	Garnet (PMS 202) and Black
Nickname .....	Gamecocks
Affiliation .....	Southeastern (Eastern Division)
President .....	Dr. Harris Pastides
Athletic Director .....	Eric Hyman
Senior Associate AD/SWA .....	Judy Van Horn
Assistant AD (Sport Supervisor) .....	Raymond Harrison
Faculty Athletics Representative .....	Dr. Zach Kelehear
Home Field .....	Beckham Field
Capacity .....	700
Dimensions .....	L-200, C-220, R -200, Alleys-210
NCAA Tournament Appearances .....	15
NCAA Super Regional Appearances .....	1
NCAA College World Series Appearances .....	3
IAAW College World Series Appearances .....	5
SEC Championships .....	1
SEC Eastern Division Championships .....	4
SEC Tournament Championships .....	2
2011 Record .....	26-30
2011 Conference Record .....	6-22
2011 Conference Finish .....	5th East
Postseason .....	N/A
Letterwinners Returning/Lost .....	16/6
Position Starters Returning/Lost .....	8/2
Pitchers Returning/Lost .....	3/2
Newcomers .....	6

**Media Information**

Director of Media Relations .....	Steve Fink
Asst. Director/Softball Contact .....	Koby Padgett
Office Phone .....	(803) 777-8017
Email .....	kpadgett@sc.edu
Personal Phone .....	(803) 386-8345
Office FAX .....	(803) 777-2967
Department Website .....	GamecocksOnline.com
Dept. Facebook .....	facebook.com/GamecocksOnline
Team Facebook .....	facebook.com/GamecockSoftball
Dept. Twitter .....	Twitter.com/GamecocksOnline
Team Twitter .....	Twitter.com/GamecockSoftball
Mailing Address .....	1125 George Rogers Blvd. Williams Brice Stadium Columbia, SC 29208

**Pronunciation Guide**

Molly BROSSART .....	BRAH-surt
Dana HATHORN .....	HATH-horn
Kylie MORIN .....	mo-RIN
Julie SARRATT .....	Sah-RAT
Chrissy SCHOONMAKER .....	SCHOON-make-er
CODEE YESKE .....	KO-dee YES-key

**Gamecock Staff**

Head Coach .....	Beverly Smith
Alma Mater .....	North Carolina, 1995
Overall/SC Record .....	26-30/Same
Assistant Coach .....	Janelle Breneman
Alma Mater .....	Bloomsburg, 1994
Assistant Coach .....	Calvin Beamon
Alma Mater .....	UNLV, 2010
Volunteer Assistant Coach .....	Chrissy Schoonmaker
Alma Mater .....	South Carolina, 2007
Student Assistant Coach .....	Ashley Chastain
Alma Mater .....	South Carolina, 2011
Managers .....	Taylor Barbalace, Robert Beary, Chelsea Guyton
Athletic Trainer .....	Carolina Crowley

**Gamecocks Fly South for Blue & Gold Feisberg Memorial**

South Carolina takes its first trip of 2012 south to Miami to take part in Florida International's Blue & Gold Feisberg Memorial, where the Gamecocks are slated for five games over three days. Bookended by BIG EAST foes Providence and Villanova, South Carolina will also face Illinois-Chicago, host FIU and Jacksonville in the event. Live stats will be available at fustsports.com, while live audio will be provided at GamecocksOnline.com.

**Gamecocks Flying as Far South as Possible**

South Carolina has played at many events in the Sunshine State, but this trip marks the farthest south the Gamecocks have played on record. Last season, the Gamecocks played at Florida Atlantic, in Boca Raton, and Florida Gulf Coast, in Fort Myers, with Boca being a few miles farther south. Miami is an hour south on Interstate 95 than the FAU campus.

**Quartet Claim Palmetto Classic All-Tourney Honors**

South Carolina took home the team title from the Palmetto Classic, and four Gamecocks led the way on the all-tournament team. Senior Kaitlin Westfall claimed MVP honors, leading South Carolina with five RBI on the weekend. Joining her on the team was another senior, Evan Childs, who posted a huge day in the win over Cleveland State. Sophomore Dana Hathorn captured a spot, collecting a hit in each of the four games, while redshirt junior Audrey Broyles also garnered recognition. Broyles had the complete-game win over Western Kentucky, an eight-inning affair.

**South Carolina Defense A Little Suspect in Opening Weekend**

The Gamecocks had some challenges defensively last weekend, making six errors in four games. Last season, South Carolina posted 60 errors in 56 games and had a respectable .964 fielding percentage. After four games, that mark stands at .946.

A solid defense made a difference in 2011, because when South Carolina made one or no errors, the team was 21-19. That record fell to 5-7 in games with two errors. When the Gamecocks made three or more errors, they went 0-4. The Gamecocks committed three errors in the win over Cleveland State and two in the loss to Tennessee State.

**Childs' Big Bat Comes Through vs. Cleveland State**

Senior third baseman Evan Childs led the way in a 7-4 win over Cleveland State, going 4-for-4 with two doubles, a homer and three RBI. It was the first four-hit game of the year for South Carolina, matching Samie Garcia's quad-hit game against Arkansas last spring.

**Westfall Provided Tying Strikes, Scored Game Winner vs. Western Kentucky**

Senior leftfielder Kaitlin Westfall proved instrumental in the Gamecocks' 5-4 win over Western Kentucky, tying the game twice before scoring the winning run in the eighth. Her triple in the sixth drove home Samie Garcia, tying the contest at 2-2. After the Hilltoppers added two runs in the top of the eighth, Westfall knotted things again, this time doubling home Lauren Lackey and Hannah Milks. She scored on Dana Hathorn's game-ending single that fell just inside the line in left field.

**Broyles Goes the Distance and More**

Redshirt junior Audrey Broyles passed another milestone in her first start of 2012, tossing 117 pitches in the complete-game victory over Western Kentucky. That marked the first time since 2010 that Broyles had thrown that many pitches, when she threw 120 in the loss at Florida Atlantic. Broyles felt so strong that she tossed another 1.1 innings against Winthrop on Saturday.

**Carolina in the Month of February**

In the 20-plus years of starting the season in the second month of the year, Carolina is 149-69-1 (.683) during February. Last year, the Gamecocks went 9-4 during the season's opening month.

**A Much Better Showing in 2011**

South Carolina posted one of the best turnarounds in the country last year, the first under Beverly Smith. The 12 1/2 game improvement tied for 12th in NCAA Division I, and the mark was the eighth best for a team that finished 2010 under .500.

**Gamecocks Among Most Experienced Teams in NCAA Division I**

South Carolina brings back seven position starters from last year, only having to replace a majority of starts at catcher and designated player. When removing two players expected to sit out this year due to injury along with the starts by last year's seniors, the Gamecocks bring back 92.3 percent of their outfield starts and 84.8 percent of infield starts from third to first.

## SEC Standings

Eastern Division											
	SEC	Pct.	All	Pct.	H	A	N	Div	Top 25	Last 10	Streak
Florida	0-0	.000	6-0	1.000	1-0	1-0	4-0	0-0	0-0	6-0	W6
Tennessee	0-0	.000	5-1	.833	0-0	1-0	4-1	0-0	1-1	5-1	W4
Georgia	0-0	.000	4-1	.800	0-0	0-0	4-1	0-0	0-0	4-1	L1
South Carolina	0-0	.000	3-1	.750	3-1	0-0	0-0	0-0	0-0	3-1	W3
Kentucky	0-0	.000	1-3	.250	0-0	0-3	1-0	0-0	0-3	1-3	L2
Western Division											
	SEC	Pct.	All	Pct.	H	A	N	Div	Top 25	Last 10	Streak
Auburn	0-0	.000	5-0	1.000	5-0	0-0	0-0	0-0	0-0	5-0	W5
Alabama	0-0	.000	4-0	1.000	0-0	1-0	3-0	0-0	0-0	4-0	W4
Mississippi State	0-0	.000	5-0	1.000	0-0	2-0	3-0	0-0	0-0	5-0	W5
Arkansas	0-0	.000	4-1	.800	0-0	1-0	3-1	0-0	1-0	4-1	W3
Mississippi	0-0	.000	3-2	.600	0-0	0-2	3-0	0-0	0-0	3-2	L1
LSU	0-0	.000	2-2	.500	2-2	0-0	0-0	0-0	0-1	2-2	W2

*As of games played on Feb. 16, 2012*

### Offensive Improvement Easy to See from '10 to '11

The Garnet and Black tallied a batting average that is 51 points better than 2010 (.267-.216), an on-base percentage 54 points improved (.341-.287) and a slugging percentage 94 points better (.382-.288). From 2010 to 2011, the Gamecocks posted 89 more runs, 130 more hits, 14 more doubles, 10 more triples, 16 more homers, 36 more walks and 66 more stolen bases in '11. They also had 76 less strikeouts in 253 more at bats.

### Offense (and Speed) Return Almost Fully from Last Year

South Carolina has a lot of offense returning from last year's team. In the major categories, the Gamecocks have at least two-thirds of their firepower back in every category except doubles and sacrifice flies. Most exciting is the 96 percent of stolen bases back from last year, the highest percentage of any spot. The chart below shows the full breakdown of what comes back for Beverly Smith's team.

HITTING CATEGORY	Stat	% Back
Runs Scored	222	82%
Hits	395	76%
Doubles	63	59%
Triples	16	69%
Home Runs	25	76%
RBI	182	71%
Total Bases	565	73%
Walks	137	66%
Sacrifice Bunts	42	93%
Sacrifice Flies	15	62%
Stolen Bases	79	96%

### Record Speed in 2011

Last season, South Carolina recorded 79 stolen bases, tying the 1992 team for the second most in program history. That trailed only the 1995 squad (87) and marked just the fourth time in recorded history (since 1982) that the Gamecocks averaged over a steal per game (1992, 1994, 1995). The 2011 team did set one speed record, attempting to steal 99 stolen bases. The team 79.8 percent success rate ranks third in the last decade.

Returning junior Hannah Milks had her name written in the single-season record books twice for her work on the basepaths last year. Her 0.32 steals per game ranked ninth in Gamecock history, while her and senior Lauren Lackey's perfect percentage became the sixth and seventh such seasons at South Carolina. Milks stole 16 bases without being caught, one more than Lackey.

### Gamecocks Set Painful Record in 2011

South Carolina, as a team, took more hit by pitches than in any season previous, getting hit 37 times. The previous mark came in 2009, when the team took 32 pitches off their collective bodies. Those are the only two seasons in record of over 30 HBPs.

## SC in the SEC Stats

(As of Feb. 16)

All Games

HITTING CATEGORY	Stat	Rank
Batting Average	.298	8th
Slugging Percentage	.447	8th
On-Base Percentage	.365	9th
Runs Scored	22	9th
Hits	34	9th
RBI	19	9th
Doubles	9	T-3rd
Triples	1	T-5th
Home Runs	2	9th
Total Bases	51	8th
Walks	10	11th
Hit by Pitches	2	T-9th
Sacrifice Bunts	3	T-3rd
Sacrifice Flies	0	N/A
Stolen Bases	5	T-7th
PITCHING CATEGORY	Stat	Rank
Earned Run Average	2.50	8th
Opposing Batting Average	.221	T-6th
Strikeouts	12	10th

FIELDING CATEGORY	Stat	Rank
Fielding Percentage	.946	8th
Chances	112	9th
Fielding Double Plays	2	T-2nd

## SC Players in SEC Stats

HITTING CATEGORY	Stat	Rank
Batting Average		
Dana Hathorn	.467	T-11th
Evan Childs	.462	T-14th
Slugging Percentage		
Evan Childs	.846	T-12th
Runs		
Samie Garcia	5	T-11th
Hits		
Dana Hathorn	7	T-4th
Evan Childs	6	T-15th
Runs Batted In		
Kaitlin Westfall	5	T-15th
Doubles		
Three tied with	2	T-4th
Triples		
Kaitlin Westfall	1	T-1st
Home Runs		
Two tied with	1	T-11th
Walks		
Molly Brossart	4	T-11th
Hit by Pitch		
Codee Yeske	2	T-3rd
Sacrifice Bunts		
Hannah Milks	2	T-2nd
Stolen Bases		
Kylie Morin	2	T-8th
PITCHING CATEGORY	Stat	Rank
Earned Run Average		
Katelynn Howser	0.66	11th
Opposing Batting Average		
Katelynn Howser	.118	tth
Saves		
Katelynn Howser	1	T-2nd
Games in Relief		
Katelynn Howser	3	1st
FIELDING CATEGORY	Stat	Rank
Assists		
Samie Garcia	8	T-7th
Fielding Double Plays		
Molly Brossart	2	T-1st
Samie Garcia	2	T-1st

**National Rankings - Feb. 14 (Week 1)**

*USA Today/NFCA*

Rk	Team	Record	Points	Pre.
1	Florida (16)	5-0	726	2
2	Alabama (3)	4-0	709	3
3	California (10)	4-0	706	4
4	Oklahoma	5-0	654	5
5	Arizona State (1)	5-2	583	1
6	Missouri	0-0	562	6
7	Washington	5-0	524	12
8	Stanford	4-1	497	9
9	Baylor	4-1	481	7
10	Tennessee	5-1	457	14
11	Michigan	4-0	426	15
12	UCLA	4-0	414	19
13	Texas	5-0	392	18
14	Georgia	4-1	381	10
15	Oklahoma State	4-1	360	11
16	Arizona	3-3	315	8
17	Houston	5-0	302	20
18	Texas A&M	3-2	259	17
19	Oregon	3-2	176	16
20	Louisiana-Lafayette	3-0	164	23
21	Louisville	5-0	132	25
22	Kentucky	1-3	110	13
23	Georgia Tech	4-1	108	RV
T-24	Nebraska	3-3	98	21
T-24	LSU	2-2	47	22

RV: North Carolina 35, Hawai'i 34, Florida State 21, Tulsa 21, New Mexico 12, Northwestern 8, Mississippi State 7, New Mexico State 6, Syracuse 6, Oregon State 4, Auburn 3, BYU 3, McNeese State 3, USF 3, Notre Dame 1.

*ESPN.com/USA Softball*

Rk	Team	Record	Points	Pre.
1.	California (14)	4-0	491	3
2.	Alabama (3)	4-0	476	2
3.	Florida (3)	5-0	455	4
4.	Oklahoma	5-0	431	6
5.	Missouri	0-0	402	5
6.	Arizona State	5-2	389	1
7.	Tennessee	5-1	379	9
8.	UCLA	4-0	341	13
9.	Washington	5-0	314	14
10.	Baylor	4-1	305	7
11.	Michigan	4-0	294	T16
12.	Stanford	4-1	292	10
13.	Texas	5-0	253	19
14.	Georgia	4-1	231	12
15.	Texas A&M	3-2	211	15
16.	Arizona	3-3	191	8
17.	Houston	5-0	162	22
18.	Oklahoma State	4-1	159	T16
19.	Oregon	3-2	147	11
20.	Georgia Tech	4-1	139	23
21.	Louisiana-Lafayette	3-0	79	24
22.	Nebraska	3-3	62	T20
23.	Louisville	5-0	50	RV
24.	Kentucky	1-3	40	18
25.	North Carolina	4-0	35	RV

RV: LSU 26, Notre Dame 24, USF 21, Syracuse 20, Florida State 19, Auburn 18, BYU 18, Ohio State 9, Hawaii 6, Tulsa 4, Mississippi State 3, San Diego State 3, Virginia Tech 1.

**And the Pitching Has Picked Up, Too**

The Gamecock offense was not the only thing that improved from '10 to '11. The team's ERA finished more than a run and a half better than in '10 (3.31-4.97). South Carolina tossed four more complete games and seven more shutouts than the year before, and opponents hit 66 points lower (.253-.319) against the team. In roughly 60 more innings, the Gamecocks compiled four more strikeouts and just one more walk.

**Plenty of Pitching Opportunities for All**

Unlike the offense, there is a lot of pitching to fill in for the Gamecocks this spring. Here's the breakdown for the pitching that returns from Audrey Broyles and Kierstyn White.

PITCHING CATEGORY	Stat	% Back
Innings Pitched	374.1	34%
Earned Runs Allowed	177	34%
Walks	167	28%
Strikeouts	199	33%

**Horseshoes, Hand Grenades, Etc.**

In last year's 26-30 season, South Carolina went 7-11 in one-run games and 1-3 in extra-inning affairs. Turning half of those one-run losses into wins would move the Gamecocks a long way to their goal of NCAA Tournament eligibility. The Gamecocks matched their extra-inning win total from last season with the 5-4 victory in eight over Western Kentucky.

**South Carolina Made Defenses Work in '11**

The Gamecocks did a great job putting balls in play during 2011, posting the least number of strikeouts as a team in the SEC (230). That played a role in South Carolina's offensive resurgence.

**There's Plenty of Depth Again**

South Carolina's softball roster this season is comprised of 22 student-athletes, one less than last year. And after a year of work for 16 of those, there is a viable backup at every position who could see time for a variety of reasons. Two players, Kelley Dillon and Julie Sarratt, are likely out for the year due to offseason surgeries.

**Coaches Know a Bit about Winning**

Last season was outside of the norm for the Gamecock coaching staff. Both head coach Beverly Smith and assistant coach Janelle Breneman came down from North Carolina, which has been ranked in the top 25 in each of their last five seasons, while the Tar Heels made NCAA Tournament appearances eight times during Smith's tenure. Calvin Beamon also knows a little about winning, claiming crowns at all three of his amateur stops. A high school state champion at Smoky Hill High School in Cherry Creek, Colo., Beamon won a JUCO title at the College of Southern Nevada and the College World Series during his year at Texas.

**South Carolina Picked to Finish Fifth in SEC East**

In the poll of Southeastern Conference coaches prior to the season, South Carolina finished fifth in the SEC Eastern Division. Florida was the pick to win the East, while Tennessee ranked second. Kentucky edged out Georgia for the third spot. Alabama was the coaches' choice to win the SEC West, while Florida was crowned the favorite for the overall title this season by one vote over Tennessee.

**Scouting the Providence Friars**

Opening its 2012 season in Miami, Providence returns three starters and their top two pitchers from last year's 23-30 squad. Those two returning pitchers, Alicia Grosso and Corinne Clauss, posted ERAs north of 4.00, with Clauss outshining her teammate with her 172 strikeouts and 72 walks in 169.1 innings pitched.

Jen Abrams, Jessie Bryant and Michelle Huber consist of the lineup core that returns. All hit over .300, with Abrams and Bryant hitting 10 and 11 homers, respectively. Huber stole a team-best 18 bases.

**Series History Versus the Friars**

The Gamecocks own a 2-1 advantage in the all-time series that began in 2009. All three previous encounters came an hour north of FIU at Florida Atlantic.

**Last Meeting vs. Providence - March 5, 2011**

A career-best four RBI by pitcher April Borchardt led South Carolina to an 8-5 win over Providence. Borchardt went 2-for-2 with a triple, driving in two runs on each of the hits. She also got the win, giving up two earned runs on six hits and a walk in 3.1 innings of relief work. Helping Borchardt at the plate was leftfielder Kaitlin Westfall, who went 2-for-3 with two runs scored. Evan Childs added a double as well, while centerfielder Lauren Lackey had a triple.

**Scouting the Illinois-Chicago Flames**

Coming to Miami with a 2-3 record, Illinois-Chicago brings back both of its pitchers and seven starters from last year's 25-24 team. Devin Miller pitched well last year, striking out 227 batters while walking 50 in 249.2 innings with a 2.50 ERA. She threw in all five games last weekend at New Mexico State, posting a 4.50 ERA in 18 innings.

The Flames lost tablesetter Carly Demarco from last year's squad, but back is slugger Coryn Schmit, who hit 10 homers and slugged .630 a year ago. The on-base leader from '11 is back as well in Melinda Macias (.441 OBP). Jacki Fletcher led the team last weekend at NMSU, posting a .462/.588/1.000 line with two homers and five RBI.

**Series History Versus the Flames**

South Carolina owns four wins in six tries over UIC, but the Flames have taken two of the last three meetings. All six meetings came from 1996-2000, including three games in 1999.

**Last Meeting vs. Illinois-Chicago - March 10, 2000**

The 18th-ranked Gamecocks fell to No. 19 Illinois-Chicago 1-0 in pool play at the Speedline Invitational. The Flames got their run in the seventh when Gina Arnold reached on a leadoff walk, moved to second on Samantha Iuli's single, just the second Flame hit of the day, advanced to third on a sacrifice and scored on an error by Sondra Hall.

**Scouting the Florida International Golden Panthers**

The Golden Panthers went 1-4 last weekend in its season-opening tournament, dropping games against UAB, Michigan State, Louisville and UMass. Hitting was their main issue, as the team posted a .206 average and a .302 slugging percentage in those games. The team is under a new coach as former boss Beth Torino took over for Yvette Girouard at LSU.

The team leaned on pitching last season, and all three hurlers returned for 2012. Jenn Gniadek led the team last year with 187.1 innings, but Mariah Dawson may have been more effective, striking out 133 batters and walking 51 in 129.1 innings last year. She tossed a shutout in the team's win over Illinois. All but one starter in the lineup returned as well, with Ashley McClain's .409/.471/.696 leading the way. She also stole 10 bases, tied for second on the team.

**Scouting the Jacksonville Dolphins**

Jacksonville enters the weekend at 2-4 and fresh off a loss at No. 1 Florida on Wednesday night. The Dolphins bring back a strong group from 2011's NCAA Regional squad, including their top hitter and pitcher. In the circle, Sarah Sigrest returns after her stellar '11 season, where she posted a 1.10 ERA in 230 innings, striking out 208 batters while walking 48. She tossed 10 shutouts on the year and opponents hit .171 against her.

Seven lineup starters return as well, including top hitter Sarah Simon, who posted a .365/.500/.641 line a year ago. She had 10 homers to lead the team. Kayla Ouellet stole 22 bases in 27 attempts last year and leads the squad in 2012 with a .350 batting average. Amanda Schmidt led the Dolphins with 50 RBI and 13 doubles last year.

**Last Meeting vs. Jacksonville - Feb. 17, 2007**

South Carolina recorded 10 runs on 14 hits, defeating the Jacksonville Dolphins 10-3 on Saturday morning at the FSU Sunshine State Tournament. Jacqueline Wetherbee hit two home runs and had four RBI while Krystle Robinson earned the victory.

**Scouting the Villanova Wildcats**

The Wildcats start their 2012 season this weekend, returning all but one starter from the team that went 16-31-1 last season. Leading the returners on offense is Kristi Burlin, who led Villanova with a .319/.411/.578 line last year, hitting nine homers. Jamie O'Hara had 15 stolen bases while hitting .308. Valerie Ortega also hit .308 and tied for the team lead with eight doubles.

Caitlyn Delahaba led the squad in the circle, tossing 174.1 innings, fanning 145 batters while walking 89. Molly Manning took most of the rest of the work, posting 115 innings of work, striking out 68 but walking only 32.

**Series History Versus the Wildcats**

The Gamecocks are 3-2 all-time against the Philadelphia-based school, but the Wildcats have taken two of the last three meetings.

**Last Meeting vs. Villanova - Feb. 19, 2011**

With a stunning comeback that included five unanswered runs, South Carolina defeated Villanova 5-4 in the Homewood Suites/Hilton Garden Inn Florida Gulf Coast University Tournament. Down 4-1 going into the bottom of the seventh, the Gamecocks called on Julie Sarratt to pinch hit to start the frame. She responded with a double off the center-field wall to start the rally. Second baseman Dana Hathorn followed with an RBI single, plating pinch runner Evan Childs from second. Shortstop Samie Garcia came up next and laced a ball that bounced in front of the Wildcat right field before scooting past her to the wall, which allowed Hathorn to score from first and let Garcia get to third. With no one out and the tying run on third, centerfielder Lauren Lackey hit a grounder to short, but Villanova's shortstop airmailed the throw to first to give up the tying run and allow Lackey to move to second. A groundout let Lackey take third, where she would come home on first baseman Molly Brossart's sacrifice fly to center.

**Pitches Seen Per Plate Appearance**

	PA	NP	Avg.
Sam Arbaugh	1	2	2.00
Molly Brossart	13	47	3.62
Evan Childs	14	42	3.00
Samie Garcia	16	38	2.38
Shelby Gonzales	6	30	5.00
Dana Hathorn	15	50	3.33
Chelsea Hawkins	13	47	3.62
Lauren Lackey	7	28	4.00
Olivia Lawrence	5	23	4.60
Hannah Milks	15	44	2.93
Lacey Rother	3	10	3.33
Kaitlin Westfall	15	47	3.13

**Pitches Thrown Per Plate Appearance**

	BF	NP	Avg.
Audrey Broyles	40	141	3.53
Katlynn Howser	43	168	3.91
Kierstyn White	43	140	3.26





## Numerical Roster

No	Name	Pos.	B/T	Ht.	Class	EX	Hometown/Previous School
1	Molly Brossart	1B	R/R	5-8	Sr.	1L	Tucson, Ariz./Yavapai College
4	Lauren Lackey	OF	L/R	5-6	Sr.	3L	Lake Elsinore, Calif./Temescal Canyon
9	Kristen Struett	OF/P	R/R	5-7	Fr.	HS	Westminster, Calif./Marina
10	Chelsea Hawkins	OF	R/R	5-6	So.	1L	Piedmont, S.C./Wren
11	Evan Childs	IF	R/R	5-10	Sr.	3L	Conway, S.C./Conway
12	Samie Garcia	IF	L/R	5-6	Jr.	1L	Downey, Calif./Cerritos College
13	Kelley Dillon	IF	R/R	5-7	Sr.	1L	Hanahan, S.C./College of Charleston
14	Kylie Morin	IF	L/R	5-7	Sr.	1L	Salem, Ore./Yavapai College
15	Lacey Rother	C/1B	R/R	5-11	Fr.	HS	Long Beach, Calif./Lakewood
16	Sam Arbaugh	IF	R/R	5-1	Sr.	3L	Aiken, S.C./Aiken
17	Shelby Gonzales	C	R/R	5-8	Jr.	TR	Moses Lake, Wash./North Idaho College
18	Codee Yeske	IF	R/R	5-8	So.	TR	Lexington, S.C./Presbyterian
20	Kaitlin Westfall	OF	R/R	5-6	Sr.	3L	Macon, Ga./Mount de Sales Academy
21	Kierstyn White	P	R/R	5-10	Sr.	3L	Columbia, S.C./Irmo
22	Jackie Slawson	OF	L/R	5-8	Sr.	1L	Ladson, S.C./Spartanburg Methodist College
23	Julie Sarratt	P/1B	R/R	5-4	So.	1L	Gaffney, S.C./Gaffney
24	Dana Hathorn	IF	R/R	5-6	So.	1L	Orlando, Fla./Timber Creek
25	Olivia Lawrence	C/1B	L/R	5-6	Fr.	HS	Woodstown, N.J./Gloucester Catholic
30	Kaela Jackson	OF	R/R	5-6	R-Sr.	1L	Morristown, Tenn./Chattanooga State Community College
33	Katelynn Howser	P	R/R	5-8	Fr.	HS	Woodstock, Ga./Sequoyah
42	Hannah Milks	OF	R/R	5-5	Jr.	2L	Greenville, S.C./Wade Hampton
80	Audrey Broyles	P	R/R	5-10	R-Jr.	2L	Pembroke Pines, Fla./Pembroke Pines Charter

## Alphabetical Roster

No	Name	Pos.	B/T	Ht.	Class	EX	Hometown/Previous School
16	Sam Arbaugh	IF	R/R	5-1	Sr.	3L	Aiken, S.C./Aiken
1	Molly Brossart	1B	R/R	5-8	Sr.	1L	Tucson, Ariz./Yavapai College
80	Audrey Broyles	P	R/R	5-10	R-Jr.	2L	Pembroke Pines, Fla./Pembroke Pines Charter
11	Evan Childs	IF	R/R	5-10	Sr.	3L	Conway, S.C./Conway
13	Kelley Dillon	IF	R/R	5-7	Sr.	1L	Hanahan, S.C./College of Charleston
12	Samie Garcia	IF	L/R	5-6	Jr.	1L	Downey, Calif./Cerritos College
17	Shelby Gonzales	C	R/R	5-8	Jr.	TR	Moses Lake, Wash./North Idaho College
24	Dana Hathorn	IF	R/R	5-6	So.	1L	Orlando, Fla./Timber Creek
10	Chelsea Hawkins	OF	R/R	5-6	So.	1L	Piedmont, S.C./Wren
33	Katelynn Howser	P	R/R	5-8	Fr.	HS	Woodstock, Ga./Sequoyah
30	Kaela Jackson	OF	R/R	5-6	R-Sr.	1L	Morristown, Tenn./Chattanooga State Community College
4	Lauren Lackey	OF	L/R	5-6	Sr.	3L	Lake Elsinore, Calif./Temescal Canyon
25	Olivia Lawrence	C/1B	L/R	5-6	Fr.	HS	Woodstown, N.J./Gloucester Catholic
42	Hannah Milks	OF	R/R	5-5	Jr.	2L	Greenville, S.C./Wade Hampton
14	Kylie Morin	IF	L/R	5-7	Sr.	1L	Salem, Ore./Yavapai College
15	Lacey Rother	C/1B	R/R	5-11	Fr.	HS	Long Beach, Calif./Lakewood
23	Julie Sarratt	P/1B	R/R	5-4	So.	1L	Gaffney, S.C./Gaffney
22	Jackie Slawson	OF	L/R	5-8	Sr.	1L	Ladson, S.C./Spartanburg Methodist College
9	Kristen Struett	OF/P	R/R	5-7	Fr.	HS	Westminster, Calif./Marina
20	Kaitlin Westfall	OF	R/R	5-6	Sr.	3L	Macon, Ga./Mount de Sales Academy
21	Kierstyn White	P	R/R	5-10	Sr.	3L	Columbia, S.C./Irmo
18	Codee Yeske	IF	R/R	5-8	So.	TR	Lexington, S.C./Presbyterian

### Coaching Staff

#### Head Coach

Beverly Smith (North Carolina, 1995)

#### Assistant Coach

Janelle Breneman (Bloomsburg, 1994)

#### Assistant Coach

Calvin Beamon (UNLV, 2010)

#### Volunteer Ass't. Coach

Chrissy Schoonmaker (South Carolina, 2007)

#### Student Ass't. Coach

Ashley Chastain (South Carolina, 2011)

### Roster by Class

**Senior (10):** Sam Arbaugh, Molly Brossart, Evan Childs, Kelley Dillon, Kayla Jackson, Lauren Lackey, Kylie Morin, Jackie Slawson, Kaitlin Westfall, Kierstyn White

**Junior (4):** Audrey Broyles, Samie Garcia, Shelby Gonzales, Hannah Milks

**Sophomore (4):** Dana Hathorn, Chelsea Hawkins, Julie Sarratt, Codee Yeske

**Freshman (4):** Katelynn Howser, Olivia Lawrence, Lacey Rother, Kristen Struett

### Roster by Height

**5-11** Lacey Rother  
**5-10** Audrey Broyles, Evan Childs, Kierstyn White  
**5-8** Molly Brossart, Shelby Gonzales, Katelynn Howser, Jackie Slawson, Codee Yeske  
**5-7** Kelley Dillon, Kylie Morin, Kristen Struett  
**5-6** Samie Garcia, Dana Hathorn, Chelsea Hawkins, Kaela Jackson, Lauren Lackey, Olivia Lawrence, Kaitlin Westfall  
**5-5** Hannah Milks  
**5-4** Julie Sarratt  
**5-1** Sam Arbaugh

### Roster by State

**South Carolina (9):** Sam Arbaugh, Evan Childs, Kelley Dillon, Chelsea Hawkins, Hannah Milks, Julie Sarratt, Jackie Slawson, Kierstyn White, Codee Yeske  
**California (4):** Samie Garcia, Lauren Lackey, Lacey Rother, Kristen Struett  
**Florida (2):** Audrey Broyles, Dana Hathorn  
**Georgia (2):** Katelynn Howser, Kaitlin Westfall  
**Arizona (1):** Molly Brossart  
**New Jersey (1):** Olivia Lawrence  
**Oregon (1):** Kylie Morin  
**Tennessee (1):** Kaela Jackson  
**Washington (1):** Shelby Gonzales



**#1 - Molly Brossart**

**1B - R/R - 5-8 - Sr. - Tucson, Ariz.**

- Started every game at first base
- Leads the team with four walks



**PROFILE**



**GBG STATS**

2012	Game Highs	Career
3, vs. Tennessee State 2/10	<b>AB</b> .....	5, vs. Providence, 3/5/11
2, vs. Winthrop 2/11	<b>R</b> .....	Same
N/A	<b>H</b> .....	3, at Longwood-2, 4/9/11
N/A	<b>RBI</b> .....	3, at USC Upstate, 4/13/11
N/A	<b>2B</b> .....	1, 5x, last vs. Coastal Carolina, 4/11/11
N/A	<b>3B</b> .....	N/A
N/A	<b>HR</b> .....	1, 3x, last at USC Upstate, 4/13/11
2, vs. Cleveland State 2/12	<b>BB</b> .....	2, 4x, last vs. Cleveland State 2/12/12
N/A	<b>SB</b> .....	N/A

**Brossart's Season-By-Season Batting Statistics**

Year	Avg.	GP	GS	AB	R	H	2B	3B	HR	RBI	TB	SLG	BB	HBP	K	GDP	OBP	SF	SH	SB-ATT	PO	A	E	FLD%
2011	.212	49	44	113	3	24	5	0	3	18	38	.336	22	5	27	0	.357	3	4	0-0	287	10	4	.987
2012	.000	4	4	8	3	0	0	0	0	0	0	.000	4	0	2	0	.333	0	1	0-0	18	0	0	1.000
<b>TOTAL</b>	<b>.198</b>	<b>53</b>	<b>48</b>	<b>121</b>	<b>6</b>	<b>24</b>	<b>5</b>	<b>0</b>	<b>3</b>	<b>18</b>	<b>38</b>	<b>.314</b>	<b>26</b>	<b>5</b>	<b>29</b>	<b>0</b>	<b>.355</b>	<b>3</b>	<b>5</b>	<b>0-0</b>	<b>305</b>	<b>10</b>	<b>4</b>	<b>.987</b>

**#4 - Lauren Lackey**

**OF - L/R - 5-6 - Sr. - Lake Elsinore, Calif.**

- Started every game in center field



**PROFILE**



**GBG STATS**

2012	Game Highs	Career
3, vs. Tennessee State 2/10	<b>AB</b> .....	5, 2x, last vs. Loyola, 2/27/10
1, vs. Western Kentucky 2/11	<b>R</b> .....	3, vs. Mississippi, 3/11/11
1, vs. Tennessee State 2/10	<b>H</b> .....	3, 4x, last vs. Mississippi, 3/11/11
N/A	<b>RBI</b> .....	3, 3x, last vs. Charleston Southern, 4/5/11
N/A	<b>2B</b> .....	1, 7x, last vs. Mississippi, 3/11/11
N/A	<b>3B</b> .....	1, 5x, last vs. Winthrop, 5/4/11
N/A	<b>HR</b> .....	1, vs. Georgetown, 2/18/11
N/A	<b>BB</b> .....	2, vs. North Florida, 2/14/09
1, vs. Tennessee State 2/10	<b>SB</b> .....	2, 2x, last at Coastal Carolina, 3/22/11

**Lackey's Season-By-Season Batting Statistics**

Year	Avg.	GP	GS	AB	R	H	2B	3B	HR	RBI	TB	SLG	BB	HBP	K	GDP	OBP	SF	SH	SB-ATT	PO	A	E	FLD%
2009	.212	41	38	99	10	21	3	0	0	5	24	.242	10	3	20	0	.301	1	7	2-4	42	2	1	.978
2010	.229	51	51	140	17	32	3	1	0	8	37	.264	11	3	25	0	.297	1	7	0-2	54	7	1	.984
2011	.350	56	56	140	26	49	2	4	1	12	62	.443	7	2	26	0	.387	1	2	15-15	82	4	1	.989
2012	.143	4	4	7	1	1	0	0	0	0	1	.143	0	0	1	0	.143	0	0	1-1	3	0	0	1.000
<b>TOTAL</b>	<b>.267</b>	<b>152</b>	<b>149</b>	<b>386</b>	<b>54</b>	<b>103</b>	<b>8</b>	<b>5</b>	<b>1</b>	<b>25</b>	<b>124</b>	<b>.321</b>	<b>28</b>	<b>8</b>	<b>72</b>	<b>0</b>	<b>.327</b>	<b>3</b>	<b>16</b>	<b>18-22</b>	<b>181</b>	<b>13</b>	<b>3</b>	<b>.985</b>

**#9 - Kristen Struett**

**OF/P - R/R - 5-7 - Fr. - Westminster, Calif.**

- Has yet to play this season



**PROFILE**



**GBG STATS**

2012	Game Highs - Hitting	Career
N/A	<b>AB</b> .....	Same
N/A	<b>R</b> .....	Same
N/A	<b>H</b> .....	Same
N/A	<b>RBI</b> .....	Same
N/A	<b>2B</b> .....	Same
N/A	<b>3B</b> .....	Same
N/A	<b>HR</b> .....	Same
N/A	<b>BB</b> .....	Same
N/A	<b>SB</b> .....	Same

2012	Game Highs - Pitching	Career
N/A	<b>IP</b> .....	Same
N/A	<b>K</b> .....	Same
N/A	<b>H</b> .....	Same
N/A	<b>R</b> .....	Same
N/A	<b>ER</b> .....	Same
N/A	<b>BB</b> .....	Same

**Struett's Season-By-Season Batting Statistics**

Year	Avg.	GP	GS	AB	R	H	2B	3B	HR	RBI	TB	SLG	BB	HBP	K	GDP	OBP	SF	SH	SB-ATT	PO	A	E	FLD%
2012	Has Not Played																							

**Struett's Season-By-Season Pitching Statistics**

Year	ERA	W	L	App	GS	CG	SHO	CBO	SV	IP	H	R	ER	BB	SO	2B	3B	HR	BF	B/Avg	WP	HBP	III.	SFA	SHA
2012	Has Not Played																								

**#10 - Chelsea Hawkins**  
**OF - R/R - 5-6 - So. - Piedmont, S.C.**

- Started every game at designated player
- Hit her second career home run in 2-for-3 game vs. Winthrop (2/11)



2012	Game Highs	Career
3, 3x, last vs. Cleveland State 2/12	<b>AB</b> ..... 4, at Coastal Carolina, 3/22/11	
1, vs. Winthrop 2/11	<b>R</b> ..... 1, 4x, last vs. Winthrop 2/11/12	
2, vs. Winthrop 2/11	<b>H</b> ..... 2, 2x, last vs. Winthrop 2/11/12	
4, vs. Winthrop 2/11	<b>RBI</b> ..... Same	
N/A	<b>2B</b> ..... 1, vs. Charleston Southern, 2/11/11	
N/A	<b>3B</b> ..... N/A	
1, vs. Winthrop 2/11	<b>HR</b> ..... 1, 2x, last vs. Winthrop 2/11/12	
1, 2x, last vs. Winthrop 2/11	<b>BB</b> ..... 2, 2x, last vs. Stony Brook, 3/6/11	
N/A	<b>SB</b> ..... N/A	

Year	Avg.	GP	GS	AB	R	H	2B	3B	HR	RBI	TB	SLG	BB	HBP	K	GDP	OBP	SF	SH	SB-ATT	PO	A	E	FLD%
2011	.179	24	10	39	3	7	1	0	1	1	11	.282	5	0	15	0	.273	0	1	0-1	9	2	0	1.000
2012	.364	4	4	11	1	4	0	0	1	4	7	.636	2	0	2	0	.462	0	0	0-0	0	0	0	.000
<b>TOTAL</b>	<b>.220</b>	<b>28</b>	<b>14</b>	<b>50</b>	<b>4</b>	<b>11</b>	<b>1</b>	<b>0</b>	<b>2</b>	<b>5</b>	<b>18</b>	<b>.360</b>	<b>7</b>	<b>0</b>	<b>17</b>	<b>0</b>	<b>.316</b>	<b>0</b>	<b>1</b>	<b>0-1</b>	<b>9</b>	<b>2</b>	<b>0</b>	<b>1.000</b>

**#11 - Evan Childs**  
**IF - R/R - 5-10 - Sr. - Conway, S.C.**

- Started every game at third base
- Went 4-for-4 with two doubles and a homer in the win over Cleveland State (2/12)



2012	Game Highs	Career
4, 2x, last Cleveland State 2/12	<b>AB</b> ..... 5 (3x, last vs. Loyola, 2/27/10)	
1, 3x, last Cleveland State 2/12	<b>R</b> .. 2 (4x, last vs. Charleston Southern, 2/11/11)	
4, vs. Cleveland State 2/12	<b>H</b> ..... Same	
3, vs. Cleveland State 2/12	<b>RBI</b> ..... 4 (2x, last vs. Loyola, 2/27/10)	
2, vs. Cleveland State 2/12	<b>2B</b> ..... 3 (vs. Longwood-2, 2/16/10)	
N/A	<b>3B</b> ..... 1 (2x, last vs. Stony Brook, 3/6/11)	
1, vs. Cleveland State 2/12	<b>HR</b> ..... 2 (vs. College of Charleston, 2/7/09)	
1, vs. Tennessee State 2/12	<b>BB</b> .. 2 (2x, last at No. 12/10 Georgia-1, 4/24/10)	
N/A	<b>SB</b> ..... 1 (9x, last at LSU, 5/8/11)	

Year	Avg.	GP	GS	AB	R	H	2B	3B	HR	RBI	TB	SLG	BB	HBP	K	GDP	OBP	SF	SH	SB-ATT	PO	A	E	FLD%
2009	.180	44	42	128	17	23	4	0	4	17	39	.305	10	2	34	0	.250	0	2	3-3	93	79	11	.940
2010	.208	50	47	125	15	26	9	1	0	17	37	.296	15	2	42	0	.299	2	1	1-1	90	80	19	.899
2011	.227	51	40	119	16	27	4	1	2	10	39	.328	4	3	20	1	.268	1	4	5-6	56	89	16	.901
2012	.462	4	4	13	3	6	2	0	1	3	11	.846	1	0	1	0	.500	0	0	0-0	11	6	1	.944
<b>TOTAL</b>	<b>.213</b>	<b>149</b>	<b>133</b>	<b>385</b>	<b>51</b>	<b>82</b>	<b>19</b>	<b>2</b>	<b>7</b>	<b>47</b>	<b>126</b>	<b>.327</b>	<b>30</b>	<b>7</b>	<b>97</b>	<b>1</b>	<b>.280</b>	<b>3</b>	<b>7</b>	<b>9-10</b>	<b>250</b>	<b>254</b>	<b>47</b>	<b>.915</b>

**#12 - Samie Garcia**  
**IF - L/L - 5-6 - Jr. - Downey, Calif.**

- Started every game at shortstop
- Scored three times in Cleveland State win (2/12)



2012	Game Highs	Career
5, vs. Winthrop 2/11	<b>AB</b> ..... 5, 2x, last vs. Winthrop 2/11/12	
3, vs. Cleveland State 2/12	<b>R</b> ..... Same	
3, vs. Cleveland State 2/12	<b>H</b> ..... 4, at Arkansas-2, 4/16/11	
N/A	<b>RBI</b> .. 3, 2x, last vs. Charleston Southern, 4/5/11	
1, 2x, last vs. Cleveland State 2/12	<b>2B</b> ..... 1, 9x, last vs. Cleveland State 2/12/12	
N/A	<b>3B</b> ..... 1, 3x, last vs. NC State, 4/19/11	
N/A	<b>HR</b> ..... 1, 3x, last at Longwood-2, 4/9/11	
N/A	<b>BB</b> ..... 2, vs. Seton Hall, 3/5/11	
1, vs. Cleveland State 2/12	<b>SB</b> .. 2, 2x, last vs. Charleston Southern, 4/5/11	

Year	Avg.	GP	GS	AB	R	H	2B	3B	HR	RBI	TB	SLG	BB	HBP	K	GDP	OBP	SF	SH	SB-ATT	PO	A	E	FLD%
2011	.332	56	56	184	31	61	7	3	3	20	83	.451	16	6	13	0	.403	0	8	15-20	84	116	17	.922
2012	.313	4	4	16	5	5	2	0	0	0	7	.438	0	0	0	0	.313	0	0	1-1	15	8	1	.958
<b>TOTAL</b>	<b>.330</b>	<b>60</b>	<b>60</b>	<b>200</b>	<b>36</b>	<b>66</b>	<b>9</b>	<b>3</b>	<b>3</b>	<b>20</b>	<b>90</b>	<b>.450</b>	<b>16</b>	<b>6</b>	<b>13</b>	<b>0</b>	<b>.396</b>	<b>0</b>	<b>8</b>	<b>16-21</b>	<b>99</b>	<b>124</b>	<b>18</b>	<b>.925</b>

**#13 - Kelley Dillon**  
**IF - R/R - 5-7 - Sr. - Hanahan, S.C.**

- Offseason shoulder surgery may cost her the year



2012	Game Highs	South Carolina
N/A	<b>AB</b> ..... 4 (4x, last vs. Winthrop, 5/4/11)	
N/A	<b>R</b> ..... 2 (vs. Georgetown, 2/18/11)	
N/A	<b>H</b> ..... 2 (3x, last vs. Winthrop, 5/4/11)	
N/A	<b>RBI</b> ..... 1 (4x, last vs. Winthrop, 5/4/11)	
N/A	<b>2B</b> ..... 1 (3x, last vs. Elon-1, 2/26/11)	
N/A	<b>3B</b> ..... 1 (at Longwood-2, 4/9/11)	
N/A	<b>HR</b> ..... N/A	
N/A	<b>BB</b> ..... 2 (at Winthrop, 3/2/11)	
N/A	<b>SB</b> ..... 1 (2x, last vs. Michigan State, 2/20/11)	

Year	Avg.	GP	GS	AB	R	H	2B	3B	HR	RBI	TB	SLG	BB	HBP	K	GDP	OBP	SF	SH	SB-ATT	PO	A	E	FLD%
2011	.171	29	26	70	10	12	3	1	0	4	17	.243	7	1	19	1	.253	1	2	2-2	50	31	4	.953
2012																								
<b>TOTAL</b>	<b>.171</b>	<b>29</b>	<b>26</b>	<b>70</b>	<b>10</b>	<b>12</b>	<b>3</b>	<b>1</b>	<b>0</b>	<b>4</b>	<b>17</b>	<b>.243</b>	<b>7</b>	<b>1</b>	<b>19</b>	<b>1</b>	<b>.253</b>	<b>1</b>	<b>2</b>	<b>2-2</b>	<b>50</b>	<b>31</b>	<b>4</b>	<b>.953</b>

**#14 - Kylie Morin**  
**IF - L/R - 5-7 - Sr. - Salem, Ore.**

- Used as a pinch runner in three games this year
- 2-for-3 in stolen-base tries



2012	Game Highs	Career
N/A	AB ..... 3, vs. Georgetown, 2/18/11	
N/A	R ..... 1, 13x, last LSU 5/6/11	
N/A	H ..... Same	
N/A	RBI ..... Same	
N/A	2B ..... Same	
N/A	3B ..... Same	
N/A	HR ..... Same	
N/A	BB ..... Same	
N/A	SB ..... 1, 8x, last vs. Cleveland State 2/12/12	

Year	Avg.	GP	GS	AB	R	H	2B	3B	HR	RBI	TB	SLG	BB	HBP	K	GDP	OBP	SF	SH	SB-ATT	PO	A	E	FLD%
2011	.000	42	2	3	13	0	0	0	0	0	0	.000	0	0	0	0	.000	0	0	6-9	0	0	0	.000
2012	.000	3	0	0	0	0	0	0	0	0	0	.000	0	0	0	0	.000	0	0	2-3	0	0	0	.000
<b>TOTAL</b>	<b>.000</b>	<b>45</b>	<b>2</b>	<b>3</b>	<b>13</b>	<b>0</b>	<b>0</b>	<b>0</b>	<b>0</b>	<b>0</b>	<b>0</b>	<b>.000</b>	<b>0</b>	<b>0</b>	<b>0</b>	<b>0</b>	<b>.000</b>	<b>0</b>	<b>0</b>	<b>8-12</b>	<b>0</b>	<b>0</b>	<b>0</b>	<b>.000</b>

**#15 - Lacey Rother**  
**C/IF - R/R - 5-11 - Fr. - Long Beach, Calif.**

- 1-for-3 as a pinch hitter



2012	Game Highs	Career
1, 3x, last vs. Cleveland State 2/12	AB ..... Same	
N/A	R ..... Same	
1, vs. Winthrop 2/11	H ..... Same	
N/A	RBI ..... Same	
N/A	2B ..... Same	
N/A	3B ..... Same	
N/A	HR ..... Same	
N/A	BB ..... Same	
N/A	SB ..... Same	

Year	Avg.	GP	GS	AB	R	H	2B	3B	HR	RBI	TB	SLG	BB	HBP	K	GDP	OBP	SF	SH	SB-ATT	PO	A	E	FLD%
2012	.333	3	0	3	0	1	0	0	0	0	1	.333	0	0	0	0	.333	0	0	0-0	0	0	0	.000

**#16 - Sam Arbaugh**  
**IF - R/R - 5-1 - Sr. - Aiken, S.C.**

- Played against Winthrop (2/11)



2012	Game Highs	Career
1, vs. Winthrop 2/11	AB ..... 4 (vs. Loyola, 2/27/10)	
N/A	R ..... 3 (vs. Loyola, 2/27/10)	
N/A	H ..... 1 (2x, last at No. 12/10 Georgia-1, 4/24/10)	
N/A	RBI ..... N/A	
N/A	2B ..... N/A	
N/A	3B ..... N/A	
N/A	HR ..... N/A	
N/A	BB ..... 1 (2x, last at No. 12/10 Georgia-1, 4/24/10)	
N/A	SB ..... N/A	

Year	Avg.	GP	GS	AB	R	H	2B	3B	HR	RBI	TB	SLG	BB	HBP	K	GDP	OBP	SF	SH	SB-ATT	PO	A	E	FLD%
2009	.000	12	2	4	2	0	0	0	0	0	0	.000	0	0	2	0	.000	0	1	0-0	4	1	1	.833
2010	.061	26	19	33	4	2	0	0	0	0	2	.061	2	2	17	0	.162	0	4	0-0	36	27	10	.863
2011	Has Not Played																							
2012	.000	1	0	1	0	0	0	0	0	0	0	.000	0	0	0	0	.000	0	0	0-0	0	0	0	.000
<b>TOTAL</b>	<b>.053</b>	<b>39</b>	<b>21</b>	<b>38</b>	<b>6</b>	<b>2</b>	<b>0</b>	<b>0</b>	<b>0</b>	<b>0</b>	<b>2</b>	<b>.053</b>	<b>2</b>	<b>2</b>	<b>19</b>	<b>0</b>	<b>.143</b>	<b>0</b>	<b>5</b>	<b>0-0</b>	<b>40</b>	<b>28</b>	<b>11</b>	<b>.861</b>

**#17 - Shelby Gonzales**  
**C - F/R - 5-8 - Jr. - Moses Lake, Wash.**

- Started three games at catcher
- First SC hit was two-RBI single vs. Tennessee State (2/10)



2012	Game Highs	Career
2, 2x, last vs. Western Kentucky 2/11	AB ..... Same	
N/A	R ..... Same	
1, vs. Tennessee State 2/10	H ..... Same	
2, vs. Tennessee State 2/10	RBI ..... Same	
N/A	2B ..... Same	
N/A	3B ..... Same	
N/A	HR ..... Same	
1, vs. Cleveland State 2/12	BB ..... Same	
N/A	SB ..... Same	

Year	Avg.	GP	GS	AB	R	H	2B	3B	HR	RBI	TB	SLG	BB	HBP	K	GDP	OBP	SF	SH	SB-ATT	PO	A	E	FLD%
2012	.200	3	3	5	0	1	0	0	0	2	1	.200	1	0	1	0	.333	0	0	0-0	12	0	1	.923

**#18 - Codee Yeske**  
**IF - R/R - 5-8 - So. - Lexington, S.C.**

- Appeared in all four games this year
- Hit by a pitch twice and has scored a run



2012	Game Highs	Carolina
2, vs. Cleveland State 2/12	<b>AB</b>	Same
1, vs. Winthrop 2/11	<b>R</b>	Same
N/A	<b>H</b>	Same
N/A	<b>RBI</b>	Same
N/A	<b>2B</b>	Same
N/A	<b>3B</b>	Same
N/A	<b>HR</b>	Same
N/A	<b>BB</b>	Same
N/A	<b>SB</b>	Same

Year	Avg.	GP	GS	AB	R	H	2B	3B	HR	RBI	TB	SLG	BB	HBP	K	GDP	OBP	SF	SH	SB-ATT	PO	A	E	FLD%
2012	.000	4	0	4	1	0	0	0	0	0	0	.000	0	2	2	0	.333	0	0	0-0	0	0	0	.000

**#20 - Kaitlin Westfall**  
**OF - R/R - 5-6 - Sr. - Macon, Ga.**

- MVP of the Palmetto Classic
- Went 2-for-4 with a double, a triple and three RBI, including two game-tying ones, vs. Western Kentucky (2/11)



2012	Game Highs	Career
4, 2x, last vs. Cleveland State 2/12	<b>AB</b>	4, 14x, last vs. Cleveland State 2/12/12
2 vs. Cleveland State 2/12	<b>R</b>	3 (vs. Mississippi, 3/13/11)
2 vs. Western Kentucky 2/11	<b>H</b>	3 (2x, last vs. Stony Brook, 3/6/11)
3 vs. Western Kentucky 2/11	<b>RBI</b>	3, 5x, last vs. Western Kentucky 2/11/12
1, 2x, last vs. Cleveland State 2/12	<b>2B</b>	1, 17x, last vs. Cleveland State 2/12/12
1 vs. Western Kentucky 2/11	<b>3B</b>	1, 4x, last vs. Western Kentucky 2/11/12
N/A	<b>HR</b>	1 (7x, last vs. Winthrop, 5/4/11)
1 vs. Winthrop 2/11	<b>BB</b>	2 (5x, last at No. 11 Tennessee, 3/27/11)
N/A	<b>SB</b>	1 (2x, last vs. Mississippi, 3/13/11)

Year	Avg.	GP	GS	AB	R	H	2B	3B	HR	RBI	TB	SLG	BB	HBP	K	GDP	OBP	SF	SH	SB-ATT	PO	A	E	FLD%
2009	.162	31	12	37	7	6	2	1	0	3	10	.270	0	2	12	0	.205	0	1	1-1	0	0	0	.000
2010	.176	47	40	108	8	19	6	0	2	9	31	.287	8	5	31	0	.264	0	3	0-0	50	2	0	1.000
2011	.300	53	52	150	19	45	7	2	5	27	71	.473	16	4	20	0	.378	2	6	1-3	75	8	1	.988
2012	.286	4	4	14	3	4	2	1	0	5	8	.571	1	0	1	0	.333	0	0	0-0	10	0	1	.909
<b>TOTAL</b>	<b>.239</b>	<b>135</b>	<b>108</b>	<b>309</b>	<b>37</b>	<b>74</b>	<b>17</b>	<b>4</b>	<b>7</b>	<b>44</b>	<b>120</b>	<b>.388</b>	<b>25</b>	<b>11</b>	<b>64</b>	<b>0</b>	<b>.317</b>	<b>2</b>	<b>10</b>	<b>2-4</b>	<b>135</b>	<b>10</b>	<b>2</b>	<b>.986</b>

**#21 - Kierstyn White**  
**P - R/R - 5-10 - Sr. - Columbia, S.C.**

- Started twice on the year



2012	Game Highs	Career
5.0 vs. Cleveland State 2/12	<b>IP</b>	7.0 vs. Seton Hall, 3/5/11
2 vs. Cleveland State 2/12	<b>K</b>	6 vs. Seton Hall, 3/5/11
7 vs. Cleveland State 2/12	<b>H</b>	13 at Kentucky-1, 4/10/10
4, 2x, last vs. Cleveland State 2/12	<b>R</b>	11 at Kentucky-1, 4/10/10
3 vs. Cleveland State 2/12	<b>ER</b>	11 at Kentucky-1, 4/10/10
3 vs. Tennessee State 2/10	<b>BB</b>	5, 3x, last at No. 12/10 Georgia, 4/25/10

Year	ERA	W	L	App	GS	CG	SHO	CBO	SV	IP	H	R	ER	BB	SO	2B	3B	HR	BF	B/Avg	WP	HBP	III.	SFA	SHA
2009	2.69	9	4	32	9	0	0	3	3	86.0	91	44	33	36	45	11	5	3	398	.271	9	9	1	1	16
2010	8.32	0	2	18	2	1	0	0	0	37.0	79	58	44	28	19	14	1	8	218	.436	11	2	0	3	4
2011	3.85	2	2	11	3	1	0	0	0	23.2	32	19	13	15	11	2	0	3	124	.305	5	2	2	0	2
2012	3.85	2	2	11	3	1	0	0	0	23.2	32	19	13	15	11	2	0	3	124	.305	5	2	2	0	2
<b>TOTAL</b>	<b>4.30</b>	<b>11</b>	<b>8</b>	<b>61</b>	<b>14</b>	<b>2</b>	<b>0</b>	<b>3</b>	<b>3</b>	<b>146.2</b>	<b>202</b>	<b>121</b>	<b>90</b>	<b>79</b>	<b>75</b>	<b>27</b>	<b>6</b>	<b>14</b>	<b>740</b>	<b>.325</b>	<b>25</b>	<b>13</b>	<b>3</b>	<b>4</b>	<b>22</b>

**#22 - Jackie Slawson**  
**OF - L/R - 5-8 - Sr. - Ladson, S.C.**

- Pinch ran twice



2012	Game Highs	Career
N/A	<b>AB</b>	3 at LSU 5/7/11
1 vs. Western Kentucky 2/11	<b>R</b>	1, 20x, last vs. Western Kentucky 2/11/12
N/A	<b>H</b>	1, 3x, last at LSU 5/7/11
N/A	<b>RBI</b>	N/A
N/A	<b>2B</b>	N/A
N/A	<b>3B</b>	N/A
N/A	<b>HR</b>	N/A
N/A	<b>BB</b>	N/A
N/A	<b>SB</b>	1, 6x, last at Longwood-1, 4/9

Year	Avg.	GP	GS	AB	R	H	2B	3B	HR	RBI	TB	SLG	BB	HBP	K	GDP	OBP	SF	SH	SB-ATT	PO	A	E	FLD%
2011	.429	43	3	7	19	3	0	0	0	0	3	.429	0	1	2	0	.500	0	0	6-13	0	0	0	.000
2012	.000	2	0	0	1	0	0	0	0	0	0	.000	0	0	0	0	.000	0	0	0-0	0	0	0	.000
<b>TOTAL</b>	<b>.429</b>	<b>45</b>	<b>3</b>	<b>7</b>	<b>20</b>	<b>3</b>	<b>0</b>	<b>0</b>	<b>0</b>	<b>0</b>	<b>3</b>	<b>.429</b>	<b>0</b>	<b>1</b>	<b>2</b>	<b>0</b>	<b>.500</b>	<b>0</b>	<b>0</b>	<b>6-13</b>	<b>0</b>	<b>0</b>	<b>0</b>	<b>.000</b>

**#23 - Julie Sarratt**  
**P/1B - R/R - 5-4 - So. - Gaffney, S.C.**

- Offseason surgery may keep her out for 2012



PROFILE

GBG STATS

2012	Game Highs - Hitting	Career
N/A	<b>AB</b> 4, 3x, last vs. No. 20/16 Kentucky, 4/24/11	N/A
N/A	<b>R</b> 1, 3x, last vs. Charleston Southern, 4/5/11	N/A
N/A	<b>H</b> 2, 3x, last vs. Charleston Southern, 4/5/11	N/A
N/A	<b>RBI</b> 2, 2x, last vs. Mississippi, 3/12/11	N/A
N/A	<b>2B</b> 1, 4x, last vs. No. 20/16 Kentucky, 4/24/11	N/A
N/A	<b>3B</b> .....	N/A
N/A	<b>HR</b> 1, 2x, last vs. Mississippi, 3/12/11	N/A
N/A	<b>BB</b> 1 vs. Michigan State, 2/20/11	N/A
N/A	<b>SB</b> .....	N/A

2011	Game Highs - Pitching	Career
N/A	<b>IP</b> 8.1 at No. 23/24 Auburn, 3/20/11	N/A
N/A	<b>K</b> 9 vs. Florida Gulf Coast, 2/19/11	N/A
N/A	<b>H</b> 11 at No. 23/24 Auburn, 3/20/11	N/A
N/A	<b>R</b> 6, 2x, last at No. 11 Tennessee, 3/26/11	N/A
N/A	<b>ER</b> 6, 2x, last at No. 11 Tennessee, 3/26/11	N/A
N/A	<b>BB</b> 4, 3x, last vs. No. 5/7 Florida, 4/30/11	N/A

Sarratt's Season-By-Season Batting Statistics																								
Year	Avg.	GP	GS	AB	R	H	2B	3B	HR	RBI	TB	SLG	BB	HBP	K	GDP	OBP	SF	SH	SB-ATT	PO	A	E	FLD%
2011	.250	31	20	64	3	16	4	0	2	9	26	.406	1	1	20	0	.273	0	0	0-0	35	13	0	1.000
2012	Has Not Played																							
<b>TOTAL</b>	<b>.250</b>	<b>31</b>	<b>20</b>	<b>64</b>	<b>3</b>	<b>16</b>	<b>4</b>	<b>0</b>	<b>2</b>	<b>9</b>	<b>26</b>	<b>.406</b>	<b>1</b>	<b>1</b>	<b>20</b>	<b>0</b>	<b>.273</b>	<b>0</b>	<b>0</b>	<b>0-0</b>	<b>35</b>	<b>13</b>	<b>0</b>	<b>1.000</b>

Sarratt's Season-By-Season Pitching Statistics																									
Year	ERA	W	L	App	GS	CG	SHO	CBO	SV	IP	H	R	ER	BB	SO	2B	3B	HR	BF	B/Avg	WP	HBP	Ill.	SFA	SHA
2010	3.21	8	8	27	15	6	3	1	2	100.1	86	51	46	38	69	18	0	17	434	.230	1	10	0	4	8
2012	Has Not Played																								
<b>TOTAL</b>	<b>3.21</b>	<b>8</b>	<b>8</b>	<b>27</b>	<b>15</b>	<b>6</b>	<b>3</b>	<b>1</b>	<b>2</b>	<b>100.1</b>	<b>86</b>	<b>51</b>	<b>46</b>	<b>38</b>	<b>69</b>	<b>18</b>	<b>0</b>	<b>17</b>	<b>434</b>	<b>.230</b>	<b>1</b>	<b>10</b>	<b>0</b>	<b>4</b>	<b>8</b>

**#24 - Dana Hathorn**  
**IF - R/R - 5-6 - So. - Orlando, Fla.**

- Started every game at second base
- Posted a hit in every game and leads the team in batting average



PROFILE

GBG STATS

2012	Game Highs	Career
4, 3x, last vs. Cleveland State 2/12	<b>AB</b> 4, 16x, last vs. Cleveland State 2/12/12	2/12/12
1, 2x, last vs. Winthrop 2/11	<b>R</b> 2, 7x, last at Arkansas-1 4/16/11	4/16/11
3 vs. Western Kentucky 2/11	<b>H</b> 3, 3x, last vs. Western Kentucky 2/11/12	2/11/12
1, 2x, last vs. Cleveland State 2/12	<b>RBI</b> 3, 2x, last at Coastal Carolina 3/22/11	3/22/11
1 vs. Cleveland State 2/12	<b>2B</b> 1, 6x, last vs. Cleveland State 2/12/11	2/12/11
N/A	<b>3B</b> 1 at Coastal Carolina 3/22/11	3/22/11
N/A	<b>HR</b> 1 at Arkansas-1 4/16/11	4/16/11
N/A	<b>BB</b> 1, 9x, last vs. No. 20/16 Kentucky 4/24/11	4/24/11
1 vs. Western Kentucky 2/11	<b>SB</b> 2, 3x, last at Arkansas 4/17/11	4/17/11

Hathorn's Season-By-Season Batting Statistics																								
Year	Avg.	GP	GS	AB	R	H	2B	3B	HR	RBI	TB	SLG	BB	HBP	K	GDP	OBP	SF	SH	SB-ATT	PO	A	E	FLD%
2010	.280	53	50	157	27	44	5	1	1	28	54	.344	9	2	15	0	.325	1	4	12-13	114	98	4	.981
2011	.467	4	4	15	2	7	1	0	0	2	8	.533	0	0	1	0	.467	0	0	1-1	7	5	0	1.000
<b>TOTAL</b>	<b>.297</b>	<b>57</b>	<b>54</b>	<b>172</b>	<b>29</b>	<b>51</b>	<b>6</b>	<b>1</b>	<b>1</b>	<b>30</b>	<b>62</b>	<b>.360</b>	<b>9</b>	<b>2</b>	<b>16</b>	<b>0</b>	<b>.337</b>	<b>1</b>	<b>4</b>	<b>13-14</b>	<b>121</b>	<b>103</b>	<b>4</b>	<b>.982</b>

**#25 - Olivia Lawrence**  
**C/IF - L/R - 5-6 - Fr. - Woodstock, N.J.**

- Started once and played in three games
- Went 2-for-4 with a double and an RBI vs. Winthrop (2/11)



PROFILE

GBG STATS

2012	Game Highs	Career
4 vs. Winthrop 2/11	<b>AB</b> .....	Same
N/A	<b>R</b> .....	Same
2 vs. Winthrop 2/11	<b>H</b> .....	Same
1 vs. Winthrop 2/11	<b>RBI</b> .....	Same
1 vs. Winthrop 2/11	<b>2B</b> .....	Same
N/A	<b>3B</b> .....	Same
N/A	<b>HR</b> .....	Same
N/A	<b>BB</b> .....	Same
N/A	<b>SB</b> .....	Same

Lawrence's Season-By-Season Batting Statistics																								
Year	Avg.	GP	GS	AB	R	H	2B	3B	HR	RBI	TB	SLG	BB	HBP	K	GDP	OBP	SF	SH	SB-ATT	PO	A	E	FLD%
2012	.400	3	1	5	0	2	1	0	0	1	3	.600	0	0	1	0	.400	0	0	0-0	2	0	0	1.000

**#30 - Kaela Jackson**  
**OF - R/R - 5-6 - R-Sr. - Morristown, Tenn.**

- Has yet to play this season



PROFILE



GBG STATS

2012	Game Highs	Career
N/A	AB ..... 1 (7x, last vs. No. 5/7 Florida, 4/30/11)	N/A
N/A	R .....	N/A
N/A	H ..... 1 (vs. Mississippi, 3/13/11)	N/A
N/A	RBI ..... 2 (vs. Mississippi, 3/13/11)	N/A
N/A	2B .....	N/A
N/A	3B .....	N/A
N/A	HR .....	N/A
N/A	BB ..... 1 (2x, last vs. No. 5/7 Florida, 4/29)	N/A
N/A	SB .....	N/A

Year	Avg.	GP	GS	AB	R	H	2B	3B	HR	RBI	TB	SLG	BB	HBP	K	GDP	OBP	SF	SH	SB-ATT	PO	A	E	FLD%
2011	.143	9	0	7	0	1	0	0	0	2	1	.143	2	0	2	0	.333	0	0	0-0	0	0	0	.000
2012	Has Not Played																							
<b>TOTAL</b>	<b>.143</b>	<b>9</b>	<b>0</b>	<b>7</b>	<b>0</b>	<b>1</b>	<b>0</b>	<b>0</b>	<b>0</b>	<b>2</b>	<b>1</b>	<b>.143</b>	<b>2</b>	<b>0</b>	<b>2</b>	<b>0</b>	<b>.333</b>	<b>0</b>	<b>0</b>	<b>0-0</b>	<b>0</b>	<b>0</b>	<b>0</b>	<b>.000</b>

**#33 - Katelynn Howser**  
**P - R/R - 5-8 - Fr. - Woodstock, Ga.**

- Made three relief appearances
- Picked up the win vs. Winthrop (2/11) and the save vs. Cleveland State (2/12)



PROFILE



GBG STATS

2012	Game Highs	Career
4.2 vs. Winthrop 2/11	IP .....	Same
1, 2x, last vs. Winthrop 2/11	K .....	Same
3 vs. Winthrop 2/11	H .....	Same
1 vs. Winthrop 2/11	R .....	Same
1 vs. Winthrop 2/11	ER .....	Same
4 vs. Winthrop 2/11	BB .....	Same

Year	ERA	W	L	App	GS	CG	SHO	CBO	SV	IP	H	R	ER	BB	SO	2B	3B	HR	BF	B/Avg	WP	HBP	IP	SFA	SHA
2012	0.66	1	0	3	0	0	0	0	1	10.2	4	1	1	7	2	0	0	0	43	.118	1	0	1	1	1

**#42 - Hannah Milks**  
**OF - R/R - 5-5 - Jr. - Greenville, S.C.**

- Started every game in right field
- Went 2-for-4 with a double and two RBI vs. Winthrop (2/11)



PROFILE



GBG STATS

2012	Game Highs	Career
4 vs. Winthrop 2/11	AB ..... 4, 19x, last vs. Winthrop 2/11/12	N/A
1, 2x, last vs. Winthrop 2/11	R ..... 3, 2x, last vs. Michigan State 3/6/11	N/A
2 vs. Winthrop 2/11	H ..... 3, 4x, last at Arkansas 4/17/11	N/A
2 vs. Winthrop 2/11	RBI ..... 4, at No. 11 Tennessee, 3/27/11	N/A
1 vs. Winthrop 2/11	2B ..... 1, 10x, last at Longwood-1 4/9/11	N/A
N/A	3B .....	N/A
N/A	HR ..... 1 (3x, last at Arkansas, 4/17/11)	N/A
1 vs. Western Kentucky 2/11	BB ... 2, 2x, last at No. 12/10 Georgia-1 4/24/10	N/A
	SB ..... 2, 2x, last vs. Mississippi 3/13/11	N/A

Year	Avg.	GP	GS	AB	R	H	2B	3B	HR	RBI	TB	SLG	BB	HBP	K	GDP	OBP	SF	SH	SB-ATT	PO	A	E	FLD%
2010	.234	46	39	107	14	25	3	0	0	5	28	.262	10	4	30	0	.322	0	5	3-5	22	47	8	.896
2011	.273	49	48	139	26	38	6	0	3	12	53	.381	11	2	20	0	.333	1	10	16-16	56	4	2	.968
2012	.250	4	4	12	2	3	1	0	0	2	4	.333	1	0	1	0	.308	0	2	0-0	5	0	0	1.000
<b>TOTAL</b>	<b>.253</b>	<b>100</b>	<b>92</b>	<b>261</b>	<b>42</b>	<b>66</b>	<b>10</b>	<b>0</b>	<b>3</b>	<b>19</b>	<b>85</b>	<b>.326</b>	<b>22</b>	<b>6</b>	<b>53</b>	<b>0</b>	<b>.324</b>	<b>1</b>	<b>17</b>	<b>19-21</b>	<b>83</b>	<b>51</b>	<b>10</b>	<b>.931</b>

**#80 - Audrey Broyles**  
**P - R/R - 5-10 - R-Jr. - Pembroke Pines, Fla.**

- Started twice on the opening weekend
- Threw the most innings and pitches since her true sophomore season in the Western Kentucky CG win (2/11)




PROFILE



GBG STATS

2012	Game Highs	Career
8.0 vs. Winthrop 2/11	IP ..... 8.1 at Florida Atlantic, 2/28/10	N/A
7 vs. Winthrop 2/11	K ..... 14 vs. College of Charleston, 2/17/09	N/A
6 vs. Winthrop 2/11	H ..... 10 at Arkansas, 3/11/09	N/A
4 vs. Winthrop 2/11	R ..... 7 vs. Mississippi, 3/11/11	N/A
4 vs. Winthrop 2/11	ER ..... 6, 3x, last vs. Mississippi, 3/11/11	N/A
3 vs. Winthrop 2/11	BB ..... 5 vs. No. 2 Florida, 3/7/09	N/A

Year	ERA	W	L	App	GS	CG	SHO	CBO	SV	IP	H	R	ER	BB	SO	2B	3B	HR	BF	B/Avg	WP	HBP	III	SFA	SHA
2009	2.67	10	12	33	25	9	2	3	3	144.0	148	67	55	33	130	21	3	15	612	.267	2	9	0	3	13
2010	0.99	3	3	8	7	3	2	0	0	42.1	24	12	6	9	45	5	1	1	165	.161	0	0	0	0	7
2011	2.91	6	9	23	21	4	1	1	0	98.2	80	50	41	26	55	14	3	21	410	.216	2	9	0	0	5
2012	2.91	6	9	23	21	4	1	1	0	98.2	80	50	41	26	55	14	3	21	410	.216	2	9	0	0	5
<b>TOTAL</b>	<b>2.51</b>	<b>19</b>	<b>24</b>	<b>64</b>	<b>53</b>	<b>16</b>	<b>5</b>	<b>4</b>	<b>3</b>	<b>285.0</b>	<b>252</b>	<b>129</b>	<b>102</b>	<b>68</b>	<b>230</b>	<b>40</b>	<b>7</b>	<b>37</b>	<b>1187</b>	<b>.235</b>	<b>4</b>	<b>18</b>	<b>0</b>	<b>3</b>	<b>25</b>

**2012 Box Score QR Links****2/10 Tennessee St****2/11 Western Ky.****2/11 Winthrop****2/12 Cleveland St.****2/17 Providence****2/18 Ill.-Chicago****2/18 FIU****2/19 Jacksonville****2/19 Villanova****2/22 Winthrop****2/24 Elon****2/25 App. State****2/25 Presbyterian****2/25 Geo. Wash.****2/28 Chas. So. 1****2/28 Chas. So. 2****2/29 Charlotte****3/2 Portland State****3/2 Maine****3/3 UC Riverside****3/4 UC Davis****3/7 Coastal 1****3/7 Coastal 2****3/9 Arkansas****3/10 Arkansas****3/11 Arkansas****3/13 Miss. State 1****3/13 Miss. State 2****3/14 Charlotte****3/16 Florida**



2012 South Carolina Gamecock Softball  
 Overall Statistics for South Carolina (as of Feb 14, 2012)  
 (All games Sorted by Batting avg)



Record: 3-1 Home: 3-1 Away: 0-0 SEC: 0-0

Player	avg	gp-gs	ab	r	h	2b	3b	hr	rbi	tb	slg%	bb	hp	so	gdp	ob%	sf	sh	sb-att	po	a	e	fld%
Dana Hathorn	.467	4-4	15	2	7	1	0	0	2	8	.533	0	0	1	0	.467	0	0	1-1	7	5	0	1.000
Evan Childs	.462	4-4	13	3	6	2	0	1	3	11	.846	1	0	1	0	.500	0	0	0-0	11	6	1	.944
Chelsea Hawkins	.364	4-4	11	1	4	0	0	1	4	7	.636	2	0	2	0	.462	0	0	0-0	0	0	0	.000
Samie Garcia	.313	4-4	16	5	5	2	0	0	0	7	.438	0	0	0	0	.313	0	0	1-1	15	8	1	.958
Kaitlin Westfall	.286	4-4	14	3	4	2	1	0	5	8	.571	1	0	1	0	.333	0	0	0-0	10	0	1	.909
Hannah Milks	.250	4-4	12	2	3	1	0	0	2	4	.333	1	0	1	0	.308	0	2	0-0	5	0	0	1.000
Molly Brossart	.000	4-4	8	3	0	0	0	0	0	0	.000	4	0	2	0	.333	0	1	0-0	18	0	0	1.000
-----																							
Olivia Lawrence	.400	3-1	5	0	2	1	0	0	1	3	.600	0	0	1	0	.400	0	0	0-0	2	0	0	1.000
Lacey Rother	.333	3-0	3	0	1	0	0	0	0	1	.333	0	0	0	0	.333	0	0	0-0	0	0	0	.000
Shelby Gonzales	.200	3-3	5	0	1	0	0	0	2	1	.200	1	0	1	0	.333	0	0	0-0	12	0	1	.923
Lauren Lackey	.143	4-4	7	1	1	0	0	0	0	1	.143	0	0	1	0	.143	0	0	1-1	3	0	0	1.000
Codee Yeske	.000	4-0	4	1	0	0	0	0	0	0	.000	0	2	2	0	.333	0	0	0-0	0	0	0	.000
Sam Arbaugh	.000	1-0	1	0	0	0	0	0	0	0	.000	0	0	0	0	.000	0	0	0-0	0	0	0	.000
Kylie Morin	.000	3-0	0	0	0	0	0	0	0	0	.000	0	0	0	0	.000	0	0	2-3	0	0	0	.000
Jackie Slawson	.000	2-0	0	1	0	0	0	0	0	0	.000	0	0	0	0	.000	0	0	0-0	0	0	0	.000
Katelynn Howser	.000	3-0	0	0	0	0	0	0	0	0	.000	0	0	0	0	.000	0	0	0-0	0	0	0	.000
Audrey Broyles	.000	2-2	0	0	0	0	0	0	0	0	.000	0	0	0	0	.000	0	0	0-0	0	1	0	1.000
Kierstyn White	.000	3-2	0	0	0	0	0	0	0	0	.000	0	0	0	0	.000	0	0	0-0	1	2	2	.600
Totals	.298	4	114	22	34	9	1	2	19	51	.447	10	2	13	0	.365	0	3	5-6	84	22	6	.946
Opponents	.221	4	104	13	23	5	0	1	11	31	.298	16	3	12	1	.339	1	2	4-4	82	26	4	.964

LOB - Team (26), Opp (30). DPs turned - Team (2). IBB - Team (1), Westfall, K. 1.

(All games Sorted by Earned run avg)

Player	era	w-l	app	gs	cg	sho	sv	ip	h	r	er	bb	so	2b	3b	hr	b/avg	wp	hp	bk	sfa	sha
Katelynn Howser	0.66	1-0	3	0	0	0/0	1	10.2	4	1	1	7	2	0	0	0	.118	1	0	1	1	1
Audrey Broyles	3.00	1-0	2	2	1	0/0	0	9.1	8	4	4	3	8	2	0	0	.242	0	3	0	0	1
Kierstyn White	4.38	1-1	3	2	0	0/0	0	8.0	11	8	5	6	2	3	0	1	.297	0	0	1	0	0
Totals	2.50	3-1	4	4	1	0/0	1	28.0	23	13	10	16	12	5	0	1	.221	1	3	2	1	2
Opponents	4.61	1-3	4	4	2	0/0	0	27.1	34	22	18	10	13	9	1	2	.298	2	2	1	0	3

PB - Team (0), Opp (3). SBA/ATT - Gonzales, S. (4-4), White, K. (4-4).





2012 South Carolina Gamecock Softball  
 Overall Statistics for South Carolina (as of Feb 14, 2012)  
 (All games Sorted by Fielding pct)



Player	c	po	a	e	fld%	dp	sba	csb	sba%	pb	ci
Molly Brossart	18	18	0	0	1.000	2	0	0	---	0	0
Dana Hathorn	12	7	5	0	1.000	1	0	0	---	0	0
Hannah Milks	5	5	0	0	1.000	0	0	0	---	0	0
Lauren Lackey	3	3	0	0	1.000	0	0	0	---	0	0
Olivia Lawrence	2	2	0	0	1.000	0	0	0	---	0	0
Audrey Broyles	1	0	1	0	1.000	0	0	0	---	0	0
Samie Garcia	24	15	8	1	.958	2	0	0	---	0	0
Evan Childs	18	11	6	1	.944	0	0	0	---	0	0
Shelby Gonzales	13	12	0	1	.923	0	4	0	1.000	0	0
Kaitlin Westfall	11	10	0	1	.909	0	0	0	---	0	0
Kierstyn White	5	1	2	2	.600	0	4	0	1.000	0	0
Kylie Morin	0	0	0	0	.000	0	0	0	---	0	0
Lacey Rother	0	0	0	0	.000	0	0	0	---	0	0
Jackie Slawson	0	0	0	0	.000	0	0	0	---	0	0
Codee Yeske	0	0	0	0	.000	0	0	0	---	0	0
Sam Arbaugh	0	0	0	0	.000	0	0	0	---	0	0
Chelsea Hawkins	0	0	0	0	.000	0	0	0	---	0	0
Katelynn Howser	0	0	0	0	.000	0	0	0	---	0	0
Totals	112	84	22	6	.946	2	4	0	1.000	0	0
Opponents	112	82	26	4	.964	0	5	1	.833	3	0



2012 South Carolina Gamecock Softball  
Statistics By Position for South Carolina (as of Feb 14, 2012)  
(All games Sorted by Fielding pct)



Player	Ch	PO	A	E	Fld%	DPs	SBA	CSB	SBA%	PB	CI
p -Audrey Broyles - SC	1	0	1	0	1.000	0	0	0	---	0	0
p -Kierstyn White - SC	5	1	2	2	.600	0	4	0	1.000	0	0
p -Katelynn Howser - SC	0	0	0	0	.000	0	0	0	---	0	0
c -Olivia Lawrence - SC	2	2	0	0	1.000	0	0	0	---	0	0
c -Shelby Gonzales - SC	13	12	0	1	.923	0	4	0	1.000	0	0
1b-Molly Brossart - SC	18	18	0	0	1.000	2	0	0	---	0	0
2b-Dana Hathorn - SC	12	7	5	0	1.000	1	0	0	---	0	0
3b-Evan Childs - SC	18	11	6	1	.944	0	0	0	---	0	0
3b-Sam Arbaugh - SC	0	0	0	0	.000	0	0	0	---	0	0
ss-Samie Garcia - SC	24	15	8	1	.958	2	0	0	---	0	0
of-Hannah Milks - SC	5	5	0	0	1.000	0	0	0	---	0	0
of-Lauren Lackey - SC	3	3	0	0	1.000	0	0	0	---	0	0
of-Kaitlin Westfall - SC	11	10	0	1	.909	0	0	0	---	0	0
of-Chelsea Hawkins - SC	0	0	0	0	.000	0	0	0	---	0	0



2012 South Carolina Gamecock Softball  
Game Results for South Carolina (as of Feb 14, 2012)  
(All games)



Date	Opponent	Score	Inns	Overall	SEC	Pitcher of record	Attend	Time
2/10/2012	TENNESSEE STATE	L 2-4	7	0-1-0	0-0-0	White, K. (L 0-1)	410	1:35
2/11/2012	WESTERN KENTUCKY-1	w 5-4	(8)	1-1-0	0-0-0	Broyles, A. (W 1-0)	-	2:14
2/11/2012	WINTHROP-2	w 8-1	7	2-1-0	0-0-0	Howser, K. (W 1-0)	570	2:07
2/12/2012	CLEVELAND STATE	w 7-4	7	3-1-0	0-0-0	White, K. (W 1-1)	317	2:00

() extra inning game



2012 South Carolina Gamecock Softball  
Games Summary for South Carolina (as of Feb 14, 2012)  
(All games)



Score by innings	1	2	3	4	5	6	7	8	Total
South Carolina	5	2	4	2	1	3	2	3	22
Opponents	5	2	1	0	0	3	0	2	13

Record when ...			
Overall	3-1	After 4 leading	2-0
Conference	0-0	..... trailing	1-1
Non-Conference	3-1	..... tied	0-0
Home games	3-1	After 5 leading	2-0
Away games	0-0	..... trailing	1-1
Neutral site	0-0	..... tied	0-0
Day games	3-1	After 6 leading	2-0
Night games	0-0	..... trailing	0-1
vs Left starter	0-0	..... tied	1-0
vs Right starter	3-1		
1-Run games	1-0	Hit 0 home runs	1-1
2-Run games	0-1	... 1 home run	2-0
5+Run games	1-0	... 2+ home runs	0-0
Extra innings	1-0		
Shutouts	0-0	Opponent 0 home runs	2-1
		..... 1 home run	1-0
		..... 2+ HRs	0-0
Scoring 0-2 runs	0-1		
..... 3-5 runs	1-0		
..... 6-9 runs	2-0	Made 0 errors	1-0
..... 10+ runs	0-0	.... 1 error	1-0
		.... 2+ errors	1-1
Opponent 0-2 runs	1-0		
..... 3-5 runs	2-1	Opp. made 0 errors	1-0
..... 6-9 runs	0-0	..... 1 error	1-1
..... 10+ runs	0-0	..... 2+ errors	1-0
Scored in 1st inning	2-0	Out-hit opponent	3-0
Opp. scored in 1st	2-1	Out-hit by opponent	0-1
Scores first	1-0	Hits are tied	0-0
Opp. scores first	2-1		

Record when team scores:											
Runs	0	1	2	3	4	5	6	7	8	9	10+
W-L	0-0	0-0	0-1	0-0	0-0	1-0	0-0	1-0	1-0	0-0	0-0

Record when opponent scores:											
Runs	0	1	2	3	4	5	6	7	8	9	10+
W-L	0-0	1-0	0-0	0-0	2-1	0-0	0-0	0-0	0-0	0-0	0-0

Record when leading after:						
Inn.	1	2	3	4	5	6
W-L	1-0	1-0	2-0	2-0	2-0	2-0

Record when trailing after:						
Inn.	1	2	3	4	5	6
W-L	1-1	1-1	1-1	1-1	1-1	0-1

Record when tied after:						
Inn.	1	2	3	4	5	6
W-L	1-0	1-0	0-0	0-0	0-0	1-0

Current winning streak: 3  
Longest winning streak: 3  
Longest losing streak: 1

Home attendance : 1297 ( 3 dates avg = 432 )  
Away attendance : 0 ( 0 dates avg = 0 )  
Total attendance: 1297 ( 3 dates avg = 432 )



2012 South Carolina Gamecock Softball  
 Batting Leaders for South Carolina (as of Feb 14, 2012)  
 (All games)



Hitting minimums - 1 Games 50% of Games 2.0 TPA/Game  
 Pitching minimums - 1 Games 1.0 IP/Game

<b>Batting avg</b>		<b>Slugging pct</b>		<b>On base pct</b>	
1. Dana Hathorn	.467	1. Evan Childs	.846	1. Evan Childs	.500
2. Evan Childs	.462	2. Chelsea Hawkins	.636	2. Dana Hathorn	.467
3. Chelsea Hawkins	.364	3. Kaitlin Westfall	.571	3. Chelsea Hawkins	.462
4. Samie Garcia	.313	4. Dana Hathorn	.533	4. Kaitlin Westfall	.333
5. Kaitlin Westfall	.286	5. Samie Garcia	.438	Molly Brossart	.333
<b>Runs scored</b>		<b>Hits</b>		<b>Runs batted in</b>	
1. Samie Garcia	5	1. Dana Hathorn	7	1. Kaitlin Westfall	5
2. Molly Brossart	3	2. Evan Childs	6	2. Chelsea Hawkins	4
Kaitlin Westfall	3	3. Samie Garcia	5	3. Evan Childs	3
Evan Childs	3	4. Kaitlin Westfall	4	4. 3 tied at...	2
5. 2 tied at...	2	Chelsea Hawkins	4		
<b>Doubles</b>		<b>Triples</b>		<b>Home runs</b>	
1. Samie Garcia	2	1. Kaitlin Westfall	1	1. Chelsea Hawkins	1
Evan Childs	2			Evan Childs	1
Kaitlin Westfall	2				
4. 3 tied at...	1				
<b>Total bases</b>		<b>Walks</b>		<b>Hit by pitch</b>	
1. Evan Childs	11	1. Molly Brossart	4	1. Codee Yeske	2
2. Kaitlin Westfall	8	2. Chelsea Hawkins	2		
Dana Hathorn	8	3. 4 tied at..	1		
4. Samie Garcia	7				
Chelsea Hawkins	7				
<b>Sac bunts</b>		<b>Sac flies</b>		<b>Stolen bases</b>	
1. Hannah Milks	2			1. Kylie Morin	2
2. Molly Brossart	1			2. Samie Garcia	1
				Lauren Lackey	1
				Dana Hathorn	1
<b>Caught stealing</b>		<b>Steal attempts</b>		<b>Stolen base pct</b>	
1. Kylie Morin	1	1. Kylie Morin	3	1. Samie Garcia	1.000
		2. Lauren Lackey	1	Dana Hathorn	1.000
		Dana Hathorn	1		
		Samie Garcia	1		
<b>Strikeouts</b>		<b>Grounded into DP</b>		<b>Total plate appearances</b>	
1. Molly Brossart	2			1. Samie Garcia	16
Codee Yeske	2			2. Hannah Milks	15
Chelsea Hawkins	2			Kaitlin Westfall	15
4. 7 tied at.....	1			Dana Hathorn	15
				5. Evan Childs	14
<b>At bats</b>		<b>Games played</b>		<b>Game starts</b>	
1. Samie Garcia	16	1. 9 tied at.....	4	1. 8 tied at...	4
2. Dana Hathorn	15				
3. Kaitlin Westfall	14				
4. Evan Childs	13				
5. Hannah Milks	12				
<b>Games as sub</b>					
1. Codee Yeske	4				
2. Lacey Rother	3				
Kylie Morin	3				
Katelynn Howser	3				
5. 2 tied at.....	2				



2012 South Carolina Gamecock Softball  
Pitching Leaders for South Carolina (as of Feb 14, 2012)  
(All games)



Hitting minimums - 1 Games 50% of Games 2.0 TPA/Game  
Pitching minimums - 1 Games 1.0 IP/Game

<b>Earned run avg</b>		<b>Opposing bat avg</b>		<b>Won-loss pct</b>	
1. Katelynn Howser	0.66	1. Katelynn Howser	.118	1. Audrey Broyles	1.000
2. Audrey Broyles	3.00	2. Audrey Broyles	.242	Katelynn Howser	1.000
3. Kierstyn White	4.38	3. Kierstyn White	.297	3. Kierstyn White	.500
<b>Wins</b>		<b>Losses</b>		<b>Saves</b>	
1. Katelynn Howser	1	1. Kierstyn White	1	1. Katelynn Howser	1
Audrey Broyles	1				
Kierstyn White	1				
<b>Innings pitched</b>		<b>Batters struck out</b>		<b>Appearances</b>	
1. Katelynn Howser	10.2	1. Audrey Broyles	8	1. Kierstyn White	3
2. Audrey Broyles	9.1	2. Kierstyn White	2	Katelynn Howser	3
3. Kierstyn White	8.0	Katelynn Howser	2	3. Audrey Broyles	2
<b>Games started</b>		<b>Games finished</b>		<b>Games in relief</b>	
1. Kierstyn White	2	1. Katelynn Howser	2	1. Katelynn Howser	3
Audrey Broyles	2	2. Kierstyn White	1	2. Kierstyn White	1
<b>Wild pitches</b>		<b>Balks</b>		<b>Hit batters</b>	
1. Katelynn Howser	1	1. Katelynn Howser	1	1. Audrey Broyles	3
		Kierstyn White	1		
<b>Intentional BB allowed</b>		<b>Runners picked off</b>		<b>Batters SO out looking</b>	
				1. Audrey Broyles	2
				2. Kierstyn White	1
				Katelynn Howser	1
<b>Sac bunts allowed</b>		<b>Sac flies allowed</b>		<b>Hits allowed</b>	
1. Audrey Broyles	1	1. Katelynn Howser	1	1. Katelynn Howser	4
Katelynn Howser	1			2. Audrey Broyles	8
				3. Kierstyn White	11
<b>Runs allowed</b>		<b>Earned runs allowed</b>		<b>Walks allowed</b>	
1. Katelynn Howser	1	1. Katelynn Howser	1	1. Audrey Broyles	3
2. Audrey Broyles	4	2. Audrey Broyles	4	2. Kierstyn White	6
3. Kierstyn White	8	3. Kierstyn White	5	3. Katelynn Howser	7
<b>Doubles allowed</b>		<b>Triples allowed</b>		<b>Home runs allowed</b>	
1. Katelynn Howser	0	1. Katelynn Howser	0	1. Katelynn Howser	0
2. Audrey Broyles	2	Audrey Broyles	0	Audrey Broyles	0
3. Kierstyn White	3	Kierstyn White	0	3. Kierstyn White	1



2012 South Carolina Gamecock Softball  
 Fielding Leaders for South Carolina (as of Feb 14, 2012)  
 (All games)



Hitting minimums - 1 Games 50% of Games  
 Pitching minimums - 1 Games 1.0 IP/Game

Fielding pct		Chances		Putouts	
1. Molly Brossart	1.000	1. Samie Garcia	24	1. Molly Brossart	18
Dana Hathorn	1.000	2. Evan Childs	18	2. Samie Garcia	15
Hannah Milks	1.000	Molly Brossart	18	3. Shelby Gonzales	12
Lauren Lackey	1.000	4. Shelby Gonzales	13	4. Evan Childs	11
Olivia Lawrence	1.000	5. Dana Hathorn	12	5. Kaitlin Westfall	10
Assists		Errors		Fielding double plays	
1. Samie Garcia	8	1. Kierstyn White	2	1. Samie Garcia	2
2. Evan Childs	6	2. Shelby Gonzales	1	Molly Brossart	2
3. Dana Hathorn	5	Evan Childs	1	3. Dana Hathorn	1
4. Kierstyn White	2	Kaitlin Westfall	1		
5. Audrey Broyles	1	Samie Garcia	1		
Stolen bases against		Caught stealing by		Steal attempts against	
1. Kierstyn White	4			1. Kierstyn White	4
Shelby Gonzales	4			Shelby Gonzales	4
Passed balls		Catchers interference			



2012 South Carolina Gamecock Softball  
 Miscellaneous Stats for South Carolina (as of Feb 14, 2012)  
 (All games)



Multiple Hit Games	2	3	4	5+	Total
Dana Hathorn	1	1	-	-	2
Samie Garcia	-	1	-	-	1
Olivia Lawrence	1	-	-	-	1
Chelsea Hawkins	1	-	-	-	1
Evan Childs	-	-	1	-	1
Kaitlin Westfall	1	-	-	-	1
Hannah Milks	1	-	-	-	1
TEAM	5	2	1	0	8

Multiple RBI Games	2	3	4	5+	Total
Evan Childs	-	1	-	-	1
Shelby Gonzales	1	-	-	-	1
Chelsea Hawkins	-	-	1	-	1
Hannah Milks	1	-	-	-	1
Kaitlin Westfall	-	1	-	-	1
TEAM	2	2	1	0	5

Hitting Streaks	Longest	Current
Dana Hathorn	4	4
Kaitlin Westfall	3	3
Samie Garcia	3	3
Chelsea Hawkins	3	3
Hannah Milks	2	2
Evan Childs	2	1
Lauren Lackey	1	-
Shelby Gonzales	1	-
Olivia Lawrence	1	1
Lacey Rother	1	-

Reached Base Streaks	Longest	Current
Dana Hathorn	4	4
Kaitlin Westfall	3	3
Samie Garcia	3	3
Hannah Milks	3	3
Chelsea Hawkins	3	3
Evan Childs	2	1
Lacey Rother	1	-
Lauren Lackey	1	-
Shelby Gonzales	1	1
Olivia Lawrence	1	1





2012 South Carolina Gamecock Softball  
 Miscellaneous Stats for South Carolina (as of Feb 14, 2012)  
 (All games)



Starting Lineup By Position  
 (Team W-L record when starter)

PITCHER:		
Audrey Broyles	2	(2-0)
Kierstyn White	2	(1-1)
CATCHER:		
Shelby Gonzales	3	(2-1)
Olivia Lawrence	1	(1-0)
FIRST BASE:		
Molly Brossart	4	(3-1)
SECOND BASE:		
Dana Hathorn	4	(3-1)
THIRD BASE:		
Evan Childs	4	(3-1)
SHORTSTOP:		
Samie Garcia	4	(3-1)
LEFT FIELD:		
Kaitlin Westfall	4	(3-1)
CENTER FIELD:		
Lauren Lackey	4	(3-1)
RIGHT FIELD:		
Hannah Milks	4	(3-1)
DESIGNATED HITTER:		
Chelsea Hawkins	4	(3-1)

Starting Lineup By Lineup Spot  
 (Team W-L record when starter)

LEADOFF:		
Samie Garcia	4	(3-1)
2ND SPOT:		
Hannah Milks	4	(3-1)
3RD SPOT:		
Kaitlin Westfall	4	(3-1)
CLEANUP:		
Evan Childs	4	(3-1)
5TH SPOT:		
Dana Hathorn	3	(3-0)
Molly Brossart	1	(0-1)
6TH SPOT:		
Molly Brossart	3	(3-0)
Dana Hathorn	1	(0-1)
7TH SPOT:		
Chelsea Hawkins	4	(3-1)
8TH SPOT:		
Shelby Gonzales	3	(2-1)
Olivia Lawrence	1	(1-0)
9TH SPOT:		
Lauren Lackey	4	(3-1)



2012 South Carolina Gamecock Softball  
 Team Game-by-Game for South Carolina (as of Feb 14, 2012)  
 Batting (All games)

Date	Opponent	ab	r	h	rbi	2b	3b	hr	bb	ibb	sb	cs	hbp	sac	sf	gdp	k	po	a	e	avg
2/10/2012	TENNESSEE STATE	26	2	4	2	0	0	0	1	0	1	0	0	0	0	0	3	18	3	2	.154
2/11/2012	WESTERN KENTUCKY	28	5	8	4	2	1	0	3	0	1	1	0	1	0	0	5	24	7	0	.222
2/11/2012	WINTHROP	32	8	11	8	2	0	1	3	1	1	0	2	0	0	0	2	21	5	1	.267
2/12/2012	CLEVELAND STATE	28	7	11	5	5	0	1	3	0	2	0	0	2	0	0	3	21	7	3	.298
Totals		114	22	34	19	9	1	2	10	1	5	1	2	3	0	0	13	84	22	6	.298

2012 South Carolina Gamecock Softball  
 Team Game-by-Game for South Carolina (as of Feb 14, 2012)  
 Pitching (All games)

Date	Opponent	ip	h	r	er	bb	so	2b	3b	hr	wp	bk	hbp	dp	ibb	score	w-l	sv	era
2/10/2012	TENNESSEE STATE	6.0	5	4	2	4	1	1	0	0	0	1	0	0	0	2-4	0-1	0	2.33
2/11/2012	WESTERN KENTUCKY	8.0	6	4	4	3	7	2	0	0	0	0	3	1	0	5-4	1-1	0	3.00
2/11/2012	WINTHROP	7.0	5	1	1	6	2	0	0	0	1	1	0	1	0	8-1	2-1	0	2.33
2/12/2012	CLEVELAND STATE	7.0	7	4	3	3	2	2	0	1	0	0	0	0	0	7-4	3-1	1	2.50
Totals		28.0	23	13	10	16	12	5	0	1	1	2	3	2	0	22-13	3-1	1	2.50

2012 South Carolina Gamecock Softball  
Opponent Game-by-Game for South Carolina (as of Feb 14, 2012)  
Batting (All games)

Date	Opponent	ab	r	h	rbi	2b	3b	hr	bb	ibb	sb	cs	hbp	sac	sf	gdp	k	po	a	e	avg
2/10/2012	TENNESSEE STATE	23	4	5	2	1	0	0	4	0	3	0	0	0	0	0	1	21	5	1	.217
2/11/2012	WESTERN KENTUCKY	27	4	6	4	2	0	0	3	0	0	0	3	1	0	0	7	22	12	0	.220
2/11/2012	WINTHROP	24	1	5	1	0	0	0	6	0	0	0	0	1	1	1	2	21	6	1	.216
2/12/2012	CLEVELAND STATE	30	4	7	4	2	0	1	3	0	1	0	0	0	0	0	2	18	3	2	.221
Totals		104	13	23	11	5	0	1	16	0	4	0	3	2	1	1	12	82	26	4	.221

2012 South Carolina Gamecock Softball  
Opponent Game-by-Game for South Carolina (as of Feb 14, 2012)  
Pitching (All games)

Date	Opponent	ip	h	r	er	bb	so	2b	3b	hr	wp	bk	hbp	dp	ibb	score	w-l	sv	era
2/10/2012	Tennessee State	7.0	4	2	2	1	3	0	0	0	0	0	0	0	0	4-2	1-0	0	2.00
2/11/2012	Western Kentucky	7.1	8	5	.3	3	5	2	1	0	0	0	0	0	0	4-5	1-1	0	2.44
2/11/2012	Winthrop	7.0	11	8	8	3	2	2	0	1	0	0	2	0	1	1-8	1-2	0	4.27
2/12/2012	Cleveland State	6.0	11	7	.5	3	3	5	0	1	2	1	0	0	0	4-7	1-3	0	4.61
Totals		27.1	34	22	18	10	13	9	1	2	2	1	2	0	1	13-22	1-3	0	4.61

2012 South Carolina Gamecock Softball  
Both Teams Game-by-Game for South Carolina (as of Feb 14, 2012)  
Batting (All games)

Date	Opponent	ab	r	h	rbi	2b	3b	hr	bb	ibb	sb	cs	hbp	sac	sf	gdp	k	po	a	e	avg
2/10/2012	at Tennessee State	49	6	9	4	1	0	0	5	0	4	0	0	0	0	0	4	39	8	3	.184
2/11/2012	WESTERN KENTUCKY	55	9	14	8	4	1	0	6	0	1	1	3	2	0	0	12	46	19	0	.221
2/11/2012	at Winthrop	56	9	16	9	2	0	1	9	1	1	0	2	1	1	1	4	42	11	2	.244
2/12/2012	CLEVELAND STATE	58	11	18	9	7	0	2	6	0	3	0	0	2	0	0	5	39	10	5	.261
Totals		218	35	57	30	14	1	3	26	1	9	1	5	5	1	1	25	166	48	10	.261

2012 South Carolina Gamecock Softball  
Both Teams Game-by-Game for South Carolina (as of Feb 14, 2012)  
Pitching (All games)

Date	Opponent	ip	h	r	er	bb	so	2b	3b	hr	wp	bk	hbp	dp	ibb	score	w-l	sv	era
2/10/2012	at Tennessee State	13.0	9	6	4	5	4	1	0	0	0	1	0	0	0	2-4	0-1	0	2.15
2/11/2012	WESTERN KENTUCKY	15.1	14	9	7	6	12	4	1	0	0	0	3	1	0	5-4	1-1	0	2.72
2/11/2012	at Winthrop	14.0	16	9	9	9	4	2	0	1	1	1	2	1	0	8-1	2-1	0	3.31
2/12/2012	CLEVELAND STATE	13.0	18	11	8	6	5	7	0	2	2	1	0	0	0	7-4	3-1	1	3.54
Totals		55.1	57	35	28	26	25	14	1	3	3	3	5	2	1	22-13	3-1	1	3.54

\* = SEC game



2012 South Carolina Gamecock Softball  
Season Game Highs for South Carolina (as of Feb 14, 2012)  
(All games)



TEAM GAME HIGHS

Batting

At bats:	32	-	vs Winthrop (2/11/2012)
Runs scored:	8	-	vs Winthrop (2/11/2012)
Hits:	11	-	vs Winthrop (2/11/2012)
	11	-	vs Cleveland State (2/12/2012)
RBI:	8	-	vs Winthrop (2/11/2012)
Doubles:	5	-	vs Cleveland State (2/12/2012)
Triples:	1	-	vs Western Kentucky (2/11/2012)
Home runs:	1	-	vs Winthrop (2/11/2012)
	1	-	vs Cleveland State (2/12/2012)
Total bases:	19	-	vs Cleveland State (2/12/2012)
Walks:	3	-	vs Western Kentucky (2/11/2012)
	3	-	vs Winthrop (2/11/2012)
	3	-	vs Cleveland State (2/12/2012)
Strikeouts:	5	-	vs Western Kentucky (2/11/2012)
Sac hits:	2	-	vs Cleveland State (2/12/2012)
Stolen bases:	2	-	vs Cleveland State (2/12/2012)
Hit by pitch:	2	-	vs Winthrop (2/11/2012)
Caught stealing:	1	-	vs Western Kentucky (2/11/2012)
Runners LOB:	8	-	vs Winthrop (2/11/2012)
	8	-	vs Cleveland State (2/12/2012)

Fielding

Putouts:	24	-	vs Western Kentucky (2/11/2012)
Assists:	7	-	vs Western Kentucky (2/11/2012)
	7	-	vs Cleveland State (2/12/2012)
Errors:	3	-	vs Cleveland State (2/12/2012)
DPs turned:	1	-	vs Western Kentucky (2/11/2012)
	1	-	vs Winthrop (2/11/2012)

Pitching

Innings pitched:	8.0	-	vs Western Kentucky (2/11/2012)
Runs allowed:	4	-	vs Tennessee State (2/10/2012)
	4	-	vs Western Kentucky (2/11/2012)
	4	-	vs Cleveland State (2/12/2012)
Earned runs:	4	-	vs Western Kentucky (2/11/2012)
Walks allowed:	6	-	vs Winthrop (2/11/2012)
Strikeouts:	7	-	vs Western Kentucky (2/11/2012)
Hits allowed:	7	-	vs Cleveland State (2/12/2012)
Doubles allowed:	2	-	vs Western Kentucky (2/11/2012)
	2	-	vs Cleveland State (2/12/2012)
Homers allowed:	1	-	vs Cleveland State (2/12/2012)
Wild pitches:	1	-	vs Winthrop (2/11/2012)
Hit batters:	3	-	vs Western Kentucky (2/11/2012)



2012 South Carolina Gamecock Softball  
Season Game Highs for South Carolina (as of Feb 14, 2012)  
(All games)



INDIVIDUAL GAME HIGHS

Batting

At bats:	5	-	Samie Garcia vs Winthrop (2/11/2012)
Runs scored:	3	-	Samie Garcia vs Cleveland State (2/12/2012)
Hits:	4	-	Evan Childs vs Cleveland State (2/12/2012)
RBIs:	4	-	Chelsea Hawkins vs Winthrop (2/11/2012)
Doubles:	2	-	Evan Childs vs Cleveland State (2/12/2012)
Triples:	1	-	Kaitlin Westfall vs Western Kentucky (2/11/2012)
Home runs:	1	-	Chelsea Hawkins vs Winthrop (2/11/2012)
	1	-	Evan Childs vs Cleveland State (2/12/2012)
Total bases:	9	-	Evan Childs vs Cleveland State (2/12/2012)
Walks:	2	-	Molly Brossart vs Cleveland State (2/12/2012)
Strikeouts:	2	-	Codee Yeske vs Cleveland State (2/12/2012)
Sac hits:	2	-	Hannah Milks vs Cleveland State (2/12/2012)
Stolen bases:	1	-	(5 times )
Hit by pitch:	2	-	Codee Yeske vs Winthrop (2/11/2012)
Caught stealing:	1	-	Kylie Morin vs Western Kentucky (2/11/2012)
Runners LOB:	2	-	(8 times )

Fielding

Putouts:	8	-	Shelby Gonzales vs Western Kentucky (2/11/2012)
Assists:	3	-	Samie Garcia vs Western Kentucky (2/11/2012)
Errors:	1	-	(6 times )

Pitching

Innings pitched:	8.0	-	Audrey Broyles vs Western Kentucky (2/11/2012)
Runs allowed:	4	-	Kierstyn White vs Tennessee State (2/10/2012)
	4	-	Audrey Broyles vs Western Kentucky (2/11/2012)
	4	-	Kierstyn White vs Cleveland State (2/12/2012)
Earned runs:	4	-	Audrey Broyles vs Western Kentucky (2/11/2012)
Walks allowed:	4	-	Katelynn Howser vs Winthrop (2/11/2012)
Strikeouts:	7	-	Audrey Broyles vs Western Kentucky (2/11/2012)
Hits allowed:	7	-	Kierstyn White vs Cleveland State (2/12/2012)
Doubles allowed:	2	-	Audrey Broyles vs Western Kentucky (2/11/2012)
	2	-	Kierstyn White vs Cleveland State (2/12/2012)
Homers allowed:	1	-	Kierstyn White vs Cleveland State (2/12/2012)
Wild pitches:	1	-	Katelynn Howser vs Winthrop (2/11/2012)
Hit batters:	3	-	Audrey Broyles vs Western Kentucky (2/11/2012)



2012 South Carolina Gamecock Softball  
 Other Metrics for South Carolina (as of Feb 14, 2012)  
 (All games Sorted by Player Name)



Batter	Runs Created		Base Runs		Extrapolated Runs		Onbase + Slugging				Total Average			BABIP
	RC	RC/7	BSR	BSR/7	XR	XR/7	ob%	slug%	OPS	GPA	bases	outs	TA	
Sam Arbaugh	0.00	0.00	0.00	0.00	-0.09	-1.89	.000	.000	.000	.000	0	1	.000	.000
Molly Brossart	0.48	1.12	0.21	0.49	0.66	1.55	.333	.000	.333	.150	4	8	.500	.000
Evan Childs	5.63	16.89	4.50	13.50	4.08	12.25	.500	.846	1.346	.437	12	13	.923	.455
Samie Garcia	2.35	4.49	2.18	4.15	2.13	4.07	.313	.438	.750	.250	8	16	.500	.312
Shelby Gonzales	0.42	2.20	0.40	2.08	0.47	2.48	.333	.200	.533	.200	2	5	.400	.250
Dana Hathorn	3.98	10.44	3.64	9.57	3.17	8.33	.467	.533	1.000	.343	9	15	.600	.500
Chelsea Hawkins	3.47	10.41	3.10	9.29	2.97	8.92	.462	.636	1.098	.367	9	11	.818	.375
Lauren Lackey	0.22	0.76	0.24	0.83	0.13	0.46	.143	.143	.286	.100	2	7	.286	.167
Olivia Lawrence	1.20	8.40	1.05	7.33	0.94	6.59	.400	.600	1.000	.330	3	5	.600	.500
Hannah Milks	1.41	2.70	1.29	2.47	1.32	2.52	.308	.333	.641	.222	5	12	.417	.273
Lacey Rother	0.33	3.50	0.31	3.21	0.32	3.36	.333	.333	.667	.233	1	3	.333	.333
Kaitlin Westfall	2.67	5.60	2.21	4.65	2.32	4.88	.333	.571	.905	.293	9	14	.643	.308
Codee Yeske	0.17	0.91	0.10	0.55	0.30	1.60	.333	.000	.333	.150	2	4	.500	.000
Totals	20.24	5.06	19.53	4.88	18.79	4.70	.365	.447	.812	.276	67	115	.583	.323
Opponents	12.88	3.18	13.10	3.24	13.41	3.31	.339	.298	.637	.227	54	105	.514	.239

Runs Created (RC): Estimates number of runs produced based on offensive statistics (Bill James "technical" version)

Base Runs (BSR): Estimates number of runs produced based on offensive statistics (David Smyth version)

Extrapolated Runs (XP): Estimates number of runs produced based on offensive statistics (Jim Furtado version)

xxx/9: Pro-rated over 9 innings -- or 27 outs made by the player

Onbase Plus Slugging (OPS): Adds together onbase pct plus slugging pct

Gross Production Average (GPA): Like OPS but gives more weight to onbase% and scales to more recognizable 'average' (Aaron Gleeman)

Total Average (TA): Basically credits each base accumulated divided by total of outs made (Thomas Boswell)

BABIP: Batting avg on balls in play (excludes HR and strikeouts)

Pitcher	Walks+Hits/Innings Pitched				Component	
	walks	hits	ip	WHIP	ERA	BABIP
Audrey Broyles	6	8	9.1	1.50	3.59	.320
Katelynn Howser	7	4	10.2	1.03	1.25	.121
Kierstyn White	6	11	8.0	2.12	7.49	.294
Totals	19	23	28.0	1.50	3.59	.239
Opponents	12	34	27.1	1.68	5.20	.323

Walks + Hits per Innings Pitched (WHIP): Hits allowed + walks + HBP divided by innings pitched (Thomas Boswell)

Component ERA (CERA): Estimates a pitcher's ERA from number of hits and walks allowed (Bill James)

BABIP: Batting avg on balls in play (excludes HR and strikeouts)