



2014-15 GAME NOTES

SOUTH CAROLINA WOMEN'S BASKETBALL

Assoc. Media Relations Dir.: Diana Koval | Office: 803.777.7977 | Cell: 314.369.6050 | Email: dkoval@mailbox.sc.edu
 Website: www.GamecocksOnline.com | Twitter: @GamecockWBB | Instagram: @GamecockWBB

Game Information

Date: Monday, January 19, 2015 | 7 p.m.
 Site: Gainesville, Fla.
 Arena: O'Connell Center (11,373)

Broadcast: SEC Network (Sam Gore, ppx; Carol Ross, analyst)
 Radio: 107.5 The Game (Brad Muller)
 Live Stats: GatorZone.com

South Carolina Gamecocks 17-0, 5-0 SEC



VS.



Florida Gators 9-9, 1-4 SEC

Ranking: 1/1 (AP/Coaches)
 Head Coach: Dawn Staley
 Record at SC: 138-71 (7th)
 Career Rec.: 310-151 (15th)

Series History: UF leads 20-13
 In Gainesville: UF leads 8-7
 In Columbia: UF leads 10-6
 Neutral Site: UF leads 2-0
 Current Streak: SC won last five

Ranking: -/
 Coach: Amanda Butler
 Rec. at UF: 149-104 (8th)
 Career Rec.: 189-126 (10th)
 Top Scorer: Williams (10.1 ppg)
 Top Reb.: Lewis (7.2 rpg)

Top Scorer: Mitchell (15.1 ppg)
 Top Reb.: Coates (8.2 rpg)

2014-15 Schedule

Nov. 2	Coker (Exh.) (SECN+)	W, 100-25
Nov. 15	Southern California (SECN+)	W, 70-61
Nov. 20	Clemson (SECN)	W, 99-41
Nov. 23	San Diego State (SECN+)	W, 89-38
<i>Junkanoo Jam (Lucaya Division) • Freeport, Bahamas</i>		
Nov. 27	vs. Wisconsin	W, 67-44
Nov. 28	vs. #22/22 Syracuse	W, 67-63
Dec. 1	NC Central (SECN+)	W, 90-26
Dec. 4	Charlotte (SECN)	W, 82-61
Dec. 7	at #9/8 Duke (ESPN2)	W, 51-50
Dec. 14	Savannah State (SECN+)	W, 111-49
Dec. 17	at Hampton	W, 69-49
<i>Subway Classic • Minneapolis, Minn.</i>		
Dec. 20	vs. Central Michigan	W, 80-45
Dec. 21	vs. Liberty	W, 84-44
Jan. 2	Auburn* (SECN)	W, 77-58
Jan. 4	at LSU* (ESPN2)	W, 75-51
Jan. 8	at Alabama* (SECN+)	W, 102-59
Jan. 11	#10/11 Kentucky* (ESPN2)	W, 68-60
Jan. 15	at Missouri* (SECN)	W, 60-49
Jan. 19	at Florida* (SECN)	7 p.m.
Jan. 26	Texas A&M* (ESPN2)	7 p.m.
Jan. 29	Alabama* (SECN+)	7 p.m.
Feb. 1	at Ole Miss* (ESPNU)	4:30 p.m.
Feb. 5	at Georgia* (SECN)	7 p.m.
Feb. 9	at Connecticut (ESPN2)	8 p.m.
Feb. 12	LSU* (FSN)	7 p.m.
Feb. 15	Vanderbilt* (ESPNU)	Noon
Feb. 19	at Arkansas* (SECN)	9 p.m.
Feb. 23	Tennessee* (ESPN2)	9 p.m.
Feb. 26	Mississippi State* (FSN)	7 p.m.
Mar. 1	at Kentucky* (ESPNU/2)	2/5 p.m.
<i>SEC Tournament • North Little Rock, Ark.</i>		
Mar. 4	First Round (SECN)	TBA
Mar. 5	Second Round (SECN)	TBA
Mar. 6	Quarterfinals (SECN)	TBA
Mar. 7	Semifinals (ESPNU)	TBA
Mar. 8	Final (ESPN)	TBA

* indicates SEC game
 All Times Listed as Eastern and are subject to change

one.

Prior to each season, head coach Dawn Staley chooses a theme for her team to play under. This season's is "one."

With expectations surrounding this season, Staley believed it was important for her team to focus on the collective instead of any individual, knowing that to thrive in pressure situations, each student-athlete may have to sacrifice a piece of herself to become one team.















South Carolina Notables

- The Gamecocks are in their 41st season of women's basketball. It is the program's 24th season in the SEC and the seventh under head coach Dawn Staley. South Carolina has played in the last three NCAA Tournaments, including two trips to the Sweet 16 (2012, 2014).
- Tonight's game marks the 100th SEC regular-season outing of South Carolina head coach Dawn Staley's career. She is 57-42 (.576) in SEC action, including a 26-24 (.520) mark in road games.
- The Gamecocks' 17-0 start is the best in program history and also is the new the school record for longest win streak. The previous win streak record was held by the 1985-86 team, which put together 13 wins from Jan. 25 through March 3.
- South Carolina is one of three teams in the nation ranked among the top 20 in both scoring offense (16th, 78.9 ppg) and scoring defense (2nd, 49.9 ppg). The other two are UConn at second in scoring offense (89.0 ppg) and seventh in defense (51.3 ppg) and Mississippi State at 11th in scoring (79.6 ppg) and 20th in defense (55.0 ppg).
- Only one team has shot over 40.0 percent from the field against South Carolina this season – Charlotte (Dec. 4) and only six others have hit more than one-third of their attempts. Two of those have been in SEC play – at LSU (Jan. 4, 34.4%) and at Alabama (Jan. 8, 37.3%).
- Junior Tiffany Mitchell is tied for the SEC lead with 15.6 points per league game this season, shooting 44.8 percent in conference action (fourth). The reigning SEC Player of the Year has asserted herself more in the offense in conference play, leading the team with 58 field goal attempts and 2.8 assists per game.
- Sophomore Alaina Coates has ramped up her offense in SEC play, shooting a team-high 65.4 percent in league games after hitting 53.3 percent in non-conference action.
- Freshman A'ja Wilson is making an early case for SEC Freshman of the Year, ranking 10th in the league in both scoring and rebounding. She is the only freshman among the top 20 in both categories. Overall on the season, she has scored in double figures in all but three games and has four double-doubles to her credit.

Tale of the Tape

Florida				South Carolina			
Overall	SEC Rank	SEC Only	SEC Rank	Overall	SEC Rank	SEC Only	SEC Rank
9-9		1-4		17-0		5-0	
7-4		0-2		8-0		2-0	
2-5		1-2		5-0		3-0	
0-0				4-0			
66.0	7th	57.6	11th	78.9	2nd	76.4	1st
61.1	10th	62.0	10th	49.9	1st	55.4	3rd
.411	6th	.366	10th	.482	1st	.462	1st
.389	11th	.389	7th	.332	1st	.336	2nd
.309	8th	.272	9th	.353	1st	.349	2nd
.274	6th	.247	4th	.263	5th	.274	8th
.696	4th	.671	8th	.664	7th	.691	4th
13.4		10.6		14.6		15.2	
39.2	12th	37.4	T-8th	43.5	5th	44.0	1st
+2.5	11th	-3.4	13th	+11.8	1st	+11.0	1st
13.0	10th	10.8	9th	18.5	1st	15.0	1st
+0.3	10th	-0.4	8th	+4.9	5th	-0.4	9th
11.8	T-2nd	12.2	1st	9.5	9th	6.4	11th
3.5	10th	3.4	8th	6.4	1st	7.0	1st

2014-15 South Carolina Media Roster

0		<p>India Farmer 6-0 • So. • Forward • N. Myrtle Beach, S.C.</p> <p>PPG 0.2 RPG 0.6 APG 0.0 FG% .000 FT% .500</p>	<p>LAST GAME: 1 reb, 4 min at Alabama NOTABLE: Seen action in 11 games this season ... great team player ... works hard with good attitude ... played in 18 games last season, including seven SEC and four postseason.</p>	<p>Career Highs Pts: 3, 2x, vs. Alabama, 1/19/14 Reb: 3 vs. NC Central, 12/2/13 Ast: — Stl: —</p>
1		<p>Bianca Cuevas 5-6 • Fr. • Guard • Bronx, N.Y. <i>kway-VAAS</i></p> <p>PPG 5.2 RPG 1.2 APG 1.7 FG% .356 FT% .773</p>	<p>LAST GM: 5 pts, 2 rebs, 1 asst at Mizzou NOTABLE: Cat-quick, crafty guard ... 10+ points in four games ... 5 assists in two games ... 6.4 ppg in SEC play, 4.7 ppg in non-conference action ... McDonald's All-America.</p>	<p>Career Highs Pts: 12 at Hampton, 12/17/14 Reb: 3, 2x, vs. SDSU, 11/23/14 Ast: 5 vs. SDSU, 11/23/14 Stl: 4, 2x, vs. Sav. St., 12/14/14</p>
2		<p>Olivia Gaines 5-7 • Sr. • Guard • Chester, S.C.</p> <p>PPG 1.1 RPG 1.1 APG 1.1 FG% .269 FT% .750</p>	<p>LAST GAME: 2 min at Mizzou NOTABLE: Key defensive stopper ... played in every game this season, averaging 16.0 minutes in SEC play ... picked up steal that set up winning play at Duke.</p>	<p>Career Highs Pts: 7 vs. Savannah St., 12/28/13 Reb: 5, 2x, vs. Clemson, 11/20/14 Ast: 5 vs. Chas. Sthrn., 11/8/13 Min: 23 vs. Alabama, 1/19/14</p>
3		<p>Kaydra Duckett 5-8 • Fr. • Guard • Columbia, S.C. <i>KAY-druh DUCK-it</i></p> <p>PPG 0.4 RPG 0.8 APG 0.2 FG% .200 FT% 1.00</p>	<p>LAST GAME: 1 reb, 4 min at Alabama NOTABLE: Has played in nine games, including two SEC ... 1st career points vs. NCCU ... rated 3A South Carolina player of the year ... won two state titles (2012, 2014).</p>	<p>Career Highs Pts: 2, 2x, vs. Sav. St., 12/14/14 Reb: 4 vs. Savannah St., 12/14/14 Ast: 1, 2x, vs. Sav. St., 12/14/14 Stl: 1, 2x, vs. Liberty, 12/21/14</p>
5		<p>Khadijah Sessions 5-8 • Jr. • Guard • Myrtle Beach, S.C. <i>kuh-DEE-zhub SESH-uns</i></p> <p>PPG 4.0 RPG 2.7 APG 3.2 FG% .338 FT% .545</p>	<p>LAST GAME: 7 pts, 5 rebs, 2 assts at Mizzou NOTABLE: Leads SEC in assist:turnover (2.6), top 10 in assists and steals (2.1 spg) ... seven games of four or more assists ... 11 games with no more than one turnover — 7 with none ... hit three 3s vs. UK</p>	<p>Career Highs Pts: 19 vs. Auburn, 2/3/13 Reb: 6 vs. Clemson, 11/20/14 Ast: 8 vs. NC Central, 12/1/14 Stl: 4, 7x, at Alabama, 1/8/15</p>
15		<p>Tiffany Davis 5-7 • So. • Guard • Houston, Texas</p> <p>PPG 1.3 RPG 0.9 APG 0.6 FG% .400 FT% .571</p>	<p>LAST GAME: 1 min vs. Kentucky NOTABLE: Played in 12 games ... doing "her job" well off the bench, per Staley ... averaged 3.5 pts over last two games ... Continues to learn how to run offense efficiently.</p>	<p>Career Highs Pts: 11 vs. Ole Miss, 1/30/14 Reb: 6 at Arkansas, 1/2/14 Ast: 3, 4x, vs. SC State, 12/22/13 Stl: 5 vs. Elon, 11/9/12</p>
22		<p>A'ja Wilson 6-5 • Fr. • Guard/Forward • Hopkins, S.C. <i>A-zhub</i></p> <p>PPG 13.2 RPG 7.0 BPG 1.6 FG% .500 FT% .634</p>	<p>LAST GM: 3 pts, 4 rebs at Mizzou NOTABLE: Scored 10+ 14 times, 4 double-doubles — 3 in last 6 games ... 10th in SEC in ppg and rpg, 3rd in blks ... only freshman on Naismith Top 50 Watch List.</p>	<p>Career Highs Pts: 23 vs. Sav. St., 12/14/14 Reb: 13 at LSU, 1/4/15 Ast: 3, 2x, at Alabama, 1/8/15 Stl: 3, 4x, vs. C. Mich., 12/20/14</p>
23		<p>Tina Roy 5-11 • Junior • Guard • Kaplan, La.</p> <p>PPG 4.4 RPG 2.2 APG 2.9 FG% .388 FT% --</p>	<p>LAST GAME: 1 reb, 1 asst at Mizzou NOTABLE: Committed multiple turnovers in just 5 games ... shooting team-high 40.0% from 3-point range in SEC play ... 3-of-3 from 3-pt arc at Alabama.</p>	<p>Career Highs Pts: 15 vs. Presbyterian, 11/27/11 Reb: 8 at Miss. State, 2/6/14 Ast: 10 vs. Sav. State, 12/14/14 Stl: 3 vs. Southern Cal, 11/15/14</p>
24		<p>Aleighsa Welch 6-0 • Sr. • Forward • Goose Creek, S.C. <i>uh-LEE-sub</i></p> <p>PPG 9.6 RPG 5.9 BPG 1.2 FG% .587 FT% .457</p>	<p>LAST GAME: 8 pts, 14 rebs, 1 blk at Mizzou NOTABLE: 10 games with 10+ pts ... 6 games of 3 or more assists (1.8 apg) ... avg. 7.6 rebounds in SEC play ... team captain for 3rd time ... Wooden, Wade and Naismith Watch Lists.</p>	<p>Career Highs Pts: 23 vs. UNC, 12/18/13 Reb: 17 vs. CofC, 11/14/13 Ast: 5 vs. Savannah St., 12/28/13 Blk: 5, 2x, at Kentucky, 2/20/14</p>
25		<p>Tiffany Mitchell 5-9 • Jr. • Guard • Charlotte, N.C.</p> <p>PPG 15.1 RPG 2.9 APG 3.0 FG% .524 FT% .833</p>	<p>LAST GM: 19 pts, 6 rebs, 3 stls, 2 blks at MU NOTABLE: 3rd in SEC in ppg, tied for 1st in SEC play (15.6) ... 7th in nation in 3FG %age (.474) ... 10+ pts 13 times, 3 20+ gms ... Wooden, Wade, Naismith Watch Lists.</p>	<p>Career Highs Pts: 25 vs. Georgia, 2/27/14 Reb: 11, 5x, at Arkansas, 1/2/14 Ast: 9 at SDSU, 11/23/13 Stl: 7 vs. NC Central, 12/1/14</p>
31		<p>Asia Dozier 6-0 • Jr. • Guard/Forward • Columbia, S.C. <i>DOE-zbur</i></p> <p>PPG 4.9 RPG 0.9 APG 2.2 FG% .427 FT% .500</p>	<p>LAST GAME: 3 pts, 3 rebs at Mizzou NOTABLE: 10+ points three times ... handed out four assists five times this season ... avg. 1.4 3s/gm in SEC play (11th) ... hit key 3s in wins over Kentucky and at Missouri ... team captain.</p>	<p>Career Highs Pts: 16, 2x, at SDSU, 11/23/13 Reb: 10 vs. Elon, 11/9/12 Ast: 6, 2x, vs. Georgia, 3/7/14 Stl: 2, 7x, at Alabama, 1/8/15</p>
33		<p>Elem Ibiam 6-4 • Sr. • Center • Fayetteville, Ga. <i>ELL-um IB-ee-um</i></p> <p>PPG 7.4 RPG 4.5 BPG 1.1 FG% .584 FT% .636</p>	<p>LAST GAME: 3 rebs, 2 blks at Mizzou NOTABLE: 2nd in career blocks (149), 28 shy of record ... 11th in SEC in blocks ... 10+ pts in 6 games, 1 20-pt game ... season's 1st double-double vs. CMU ... team captain.</p>	<p>Career Highs Pts: 21 vs. Sav. St., 12/14/14 Reb: 12, 2x, vs. CMU, 12/20/14 Blk: 7 at Miss. State, 2/6/14 Min: 34 at Texas A&M, 1/16/14</p>
40		<p>Jatarie White 6-4 • Fr. • Forward • Charlotte, N.C. <i>juh-TAR-ee</i></p> <p>PPG 3.6 RPG 2.8 BPG 0.1 FG% .464 FT% .750</p>	<p>LAST GAME: 2 rebs in 5 min at Mizzou NOTABLE: Returned to action vs UK after missing 9 games (foot) ... brings great energy and different look to post position ... two 10+ point games ... WBCA and McDonald's All-America.</p>	<p>Career Highs Pts: 11 vs. Clemson, 11/20/14 Reb: 6 vs. SDSU, 11/23/14 Ast: 1 vs. Southern Cal, 11/15/14 Stl: 1, 2x, vs. SDSU, 11/23/14</p>
41		<p>Alaina Coates 6-4 • So. • Center • Irmo, S.C. <i>uh-LAY-nuh COATS</i></p> <p>PPG 11.4 RPG 8.2 BPG 1.5 FG% .560 FT% .692</p>	<p>LAST GAME: 15 pts, 7 rebs at Mizzou NOTABLE: 18th in SEC in ppg, 5th in rebs and 6th in blocks ... SEC-high 7 doubles-doubles, 4 in last 7 games ... 10+ pts 11 times, 2 20-pt games.</p>	<p>Career Highs Pts: 24, 2x, vs. Ole Miss, 1/30/14 Reb: 17 vs. Kentucky, 1/9/14 Blk: 5, 2x, vs. Florida, 2/23/14 Min: 30 vs. Sthrn. Cal, 11/15/14</p>

Starter

Reserve

Quick Facts

The University

Location: Columbia, S.C.
Founded: 1801
Enrollment: 31,964
Colors: Garnet (PMS 202C) and Black
Nickname: Gamecocks
Conference: Southeastern
President: Dr. Harris Pastides
Athletics Director: Ray Tanner
Facility: Colonial Life Arena (18,000)

Coaching Staff

Head Coach: Dawn Staley
Alma Mater: Virginia, 1992
Overall Record: 310-151 (14th season)
School Record: 138-71 (6th season)
Assoc. Head Coach (Alma Mater):
 Lisa Boyer (Ithaca, 1979)
Assistant Coaches (Alma Mater):
 Nikki McCray-Penson (Tennessee, 1995)
 Darius Taylor (Michigan, 2000)

Team Information

2013-14 Record: 29-5
 Home: 16-0 Away: 10-2 Neutral: 3-3
SEC Record (Finish): 14-2 (1st)
 Home: 8-0 Away: 6-2
Letterwinners Returning/Lost: 10/2
Starters Returning/Lost: 5/0

Program History

First Year of Women's Basketball: 1974-75
All-Time Record: 718-500 (41st season)
All-Time SEC Record: 121-199 (23rd season)
NCAA Appearances (Last): 11 (2014)
NCAA Tournament Record: 13-11
Last NCAA Result: L, 58-65, North Carolina, Palo Alto, Calif, 3/30/14, Sweet 16
WNIT Appearances (Last): 4 (2011)
WNIT Record: 3-4

Media Relations

Women's Basketball Contact: Diana Koval
Office: 803.777.7977
Cell: 314.369.6050
Email: dkoval@mailbox.sc.edu
Press Row Phone: 803.777.6182
Athletics Department on the Web
Website: GamecocksOnline.com
Twitter: @GamecocksOnline
Instagram: @GamecocksOnline
Facebook: Facebook.com/GamecocksOnline
YouTube: YouTube.com/GamecocksOnline
Women's Basketball on Twitter
Team: @GamecockWBB
Head Coach: @DawnStaley

A South Carolina Win Would...

- Extend the school record for longest win streak to 18.
- Make the Gamecocks 6-0 in league play, extending the program record for best SEC start.
- Be the Gamecocks' sixth straight over Florida and the third-straight at the O'Connell Center.

By the Numbers

- 1 Block needed by sophomore Alaina Coates to move into the Gamecocks all-time top 10 in career blocks
- 1 Game this season in which the Gamecocks have allowed a team to shoot over 40.0 percent – Charlotte (Dec. 4), 45.3 percent
- 5 Gamecocks who have led the team in assists this season – Khadijah Sessions (6), Tina Roy (5), Asia Dozier (4), Tiffany Mitchell (4) and Bianca Ceuvas (2)
- 7 Games this season in which junior Tiffany Mitchell's 3-point field goal percentage was higher than that of her two-point attempts
- 7 Double-doubles by Alaina Coates this season, tied for the SEC lead, including four in the last eight games
- 8 Games in which South Carolina's bench has tied or out-scored its starters
- 9 South Carolina 1,000-point scorers who have also grabbed at least 800 career rebounders, with senior Aleighsa Welch joining the group on Jan. 11 (vs. #10/11 Kentucky)
- 10 Games this season in which at least one Gamecock has posted a double-double
- 11 3-pointers made by the Gamecocks at Alabama, the most in a road game since hitting the same number at Auburn on Feb. 15, 2004
- 14 Games in which freshman A'ja Wilson has scored in double figures – a team high
- 22.1 Free throw attempts per game by South Carolina this season, compared to 13.5 by its opponents
- 25 Rank in career points in program history for junior Tiffany Mitchell (1,087)
- 51 Straight starts by senior center Elem Ibiam, who has not missed a start since her debut at the opening tipoff in the season opener of her junior year
- 40.1 Points per game scored by the Gamecocks in the paint this season, compared to just 20.6 by their opponents.
- 63.1 Percent of the Gamecocks' field goals that have been assisted this season, helping them rank fifth in the nation with 19.3 apg
- 815 Career rebounds by senior Aleighsa Welch, more than any other current SEC player and eighth in school history

Florida Series History

The Gators lead the all-time series with the Gamecocks 20-13, but South Carolina has won the last five meetings and is 5-4 against Florida in the Dawn Staley era.

The Gamecocks have increased their margin of victory in four of the last five wins over the Gators with the most decisive win coming on Feb. 23, 2014, at Colonial Life Arena when then-No. 4 South Carolina topped Florida 69-55 in front of

over 10,000 fans. Tiffany Mitchell posted 20 points and eight rebounds, while Alaina Coates added a double-double with 16 points and 12 rebounds to go with five blocked shots. The Gamecocks got out to a 10-point lead at halftime behind 50.0 percent shooting (12-of-24) and a defensive effort that held the Gators to just half that (8-of-32).

The Gamecocks' last trip to the O'Connell Center was on Jan. 20, 2013, when they were ranked 19th in the nation and escaped with a 52-44 victory. The win again came from a 24-17 halftime lead as both teams struggled from the field. Neither team shot over 30.0 percent for the game, but South Carolina dominated the glass, out-rebounding the Gators 59-41, including 26 offensive boards. Then-freshmen Khadijah Sessions and Mitchell iced the

Gamecocks in the Rankings

(thru games of 1/16)

Team	SEC	NCAA	Actual
Scoring Offense	2	16	78.9
Scoring Defense	1	2	49.9
Scoring Margin	1	3	+29.0
Field Goal Percentage	1	6	.482
Field Goal %age Def.	1	4	.332
3-Point FG %age	1	47	.353
3-Point FG %age Def.	5	29	.263
3-Point FG Made/Gm.	3	146	5.5
Free Throw Percentage	7	227	.664
Rebounding Offense	5	—	43.5
Rebounding Defense	2	—	31.7
Rebounding Margin	1	7	+11.8
Assists	1	8	18.5
Steals	9	79	9.5
Turnover Margin	5	32	+4.9
Turnovers	—	26	13.5
Assist-to-Turnover Ratio	1	9	1.4
Blocked Shots	1	10	6.4
Home Attendance Avg.	1	1	11,631

Alaina Coates	SEC	NCAA	Actual
Scoring	18	—	11.4
Rebounding	5	124	8.2
FT Percentage	13	—	.692
Blocks	6	127	1.5
Off. Rebounds	11	—	2.9
Double-Doubles	T-1	32	7

Elem Ibiam	SEC	NCAA	Actual
Blocks	11	232	1.1

Tiffany Mitchell	SEC	NCAA	Actual
Scoring	3	180	15.1
FG Percentage	4	47	.524
Assists	T-15	—	3.0
FT Percentage	4	68	.833
3-Pt FG Percentage	1	7	.474
3-Pt FG Made	2	114	2.2
Assist-to-Turnover Ratio	8	147	1.5

Khadijah Sessions	SEC	NCAA	Actual
Assists	10	—	3.2
Assist-to-Turnover Ratio	1	18	2.6
Steals	10	153	2.1

Aleighsa Welch	SEC	NCAA	Actual
Blocks	7	186	1.2

A'ja Wilson	SEC	NCAA	Actual
Scoring	10	—	13.2
Rebounding	10	—	7.0
Blocks	3	97	1.6

Current Gamecock Streaks

	Total	Home	Road	Neut.
Overall	W17	W26	W5	W4
SEC	W5	W12	W3	—
Non-Conference	W12	W16	W9	W4
Ranked Teams	W3	W2	W1	W1

2014-15 Double-Doubles

Alaina Coates (7)

11/15	Southern Cal	18 pts/13 rebs
11/20	Clemson	12 pts/10 rebs
12/4	Charlotte	15 pts/13 rebs
12/14	Savannah State	20 pts/10 rebs
12/17	at Hampton	12 pts/13 rebs
12/20	vs. Central Michigan	16 pts/10 rebs
1/2	Auburn	11 pts/14 rebs

Elem Ibiam (1)

12/20	vs. Central Michigan	10 pts/12 rebs
-------	----------------------	----------------

A'ja Wilson (4)

11/28	vs. Syracuse	15 pts/10 rebs
12/21	vs. Liberty	17 pts/10 rebs
1/2	Auburn	12 pts/10 rebs
1/4	at LSU	21 pts/13 rebs

game at the free throw line after Florida got within three in the final 20 seconds.

South Carolina's results vs. Florida since the arrival of Staley:

Date	W/L	Score	Site	Rank (SC/UF)
1/15/09	L	63-77	H	-/19
2/22/09	L	66-82	A	-/15
1/24/10	L	56-59	A	—
1/9/11	L	63-65	H	—
1/8/12	W	49-44	A	—
2/12/12	W	62-58	H	24/-
1/20/13	W	52-44	A	19/-
3/3/13	W	67-56	H	14/-
2/23/14	W	69-55	H	4/-

Road Warriors

The Gamecocks are 5-0 on the road this season, including three SEC outings in enemy territory.

Overall, South Carolina is 208-240 (.464) in road games, including a 29-31 (.557) record during the Dawn Staley era. After a difficult start as the Gamecocks' mentor, Staley has guided her team to two of the program's top five road records in program history, including last season's school-record winning percentage of .833 (10-2). Her 2012-13 team posted a 7-3 (.700) record on the road for the fourth-best in program history.

Poll Prominence

South Carolina is in its eighth week as the No. 1 team in the nation in the Associated Press Poll, the third-longest stretch by a team in the last five seasons (beginning 2010-11). Only four teams have held the top spot in the AP poll during that time – Baylor (39 weeks), Connecticut (35 weeks) and Stanford (6 weeks).

In the last 10 seasons (beginning 2005-06), eight teams have occupied the AP Poll's No. 1 position. South Carolina's eight weeks in the spot is the sixth-

most among that group, which is led by UConn's 85 entries. Baylor is second at 39 followed by Tennessee (16), Duke (14) and Maryland (10).

The AP's No. 1 ranking on Nov. 24 was a South Carolina program first, besting the No. 2 spot the Gamecocks held for five times in their history – Nov. 17, 2014; Preseason 2014-15; Jan. 2, 1982; Dec. 27, 1981; and Dec. 20, 1981.

SEC Stories

Head coach Dawn Staley has steadily lifted the Gamecocks' national profile by building the Gamecocks into a consistent SEC contender, shirking decades of difficulty in the nation's best women's basketball conference.

In her seventh season at the helm, Staley boasts a 57-42 (.576) SEC regular-season record and has finished outside the league's top five just twice – an unprecedented achievement for a program that had finished INSIDE the top five just twice in the previous 17 seasons. Staley's 57 wins include three seasons of double-digit league victories – 10-6 in 2012, 11-5 in 2013 and an SEC-best 14-2 in 2014.

Staley's SEC regular-season record includes a 31-18 (.633) mark at home and a 26-24 (.520) slate on the road.

Veterans' View

South Carolina's success this season has been built on a blend of experience and youthful talent. Freshman A'ja Wilson has led the team in scoring a team-high eight times, and sophomore Alaina Coates leads the way with as many entries as the team's top rebounder this season. Still, the Gamecocks' youth movement is still learning to navigate the rigors of the SEC schedule. In the last two games, both which pushed South Carolina late, the "old" faithful were the ones stepping up with junior Tiffany Mitchell leading the way with 19 points in each and senior Aleighsa Welch pulling down double-digit rebounds in both.

While Coates and Wilson have posted similar numbers in conference and non-conference action, both of the Gamecocks' player of the year candidates have lifted their production since SEC action tipped off on Jan. 2. Mitchell's scoring average rose from 14.8 in non-conference play to 15.6 in league play, which is tied for the league lead. Welch, who annually has seemed to take purposeful step back to let younger players find their way in non-conference play, has lifted her rebounding average from 5.2 to 7.6 in SEC action, which ranks ninth in the league.

Crunch Time

South Carolina has won all five of its games this season when the margin is under 10 points in the last five minutes, and the Gamecocks have done so with their primary strengths – Tiffany Mitchell and rebounding.

In those five games – Southern Cal, vs. #22/22 Syracuse, at #9/8 Duke, #10/11 Kentucky and at

2014-15 Awards

Alaina Coates

Naismith Trophy Top 50 Watch List
No. 25 Player in the Nation (espnW)
Preseason All-SEC (Coaches)

Tiffany Mitchell

Naismith Trophy Top 50 Watch List
Wade Watch List
Wooden Award Preseason Top 30
Preseason All-America (AP, Sports Illustrated, ESPN)
No. 4 Player in the Nation (espnW)
Preseason SEC Player of the Year (Coaches, Media)
Preseason All-SEC (Coaches, Media)
Junkanoo Jam, Lucaya Division All-Tournament
Subway All-Classic Team

Aleighsa Welch

Naismith Trophy Top 50 Watch List
Wade Watch List
Wooden Award Preseason Top 30
No. 7 Player in the Nation (espnW)
Preseason All-America Second Team (ESPN)
Preseason All-SEC (Coaches, Media)

A'ja Wilson

Naismith Trophy Top 50 Watch List
Junkanoo Jam, Lucaya Division MVP
USBWA National Freshman of the Week (Dec. 1-7)
Three-time SEC Freshman of the Week (Nov. 24-30; Dec. 1-7; Dec. 29-Jan. 4)
Subway All-Classic Team

Missouri – Staley trusts in Mitchell's competitive spirit, giving her the ball in late-game situations. The junior has answered the bell, averaging 3.6 points per final five minutes of those games – double the next Gamecock on the list. Behind her fearless attacking of the rim, a majority of her points have come at the free throw line, where she has hit 12-of-14 attempts during those close-game situations. In a show of determination, the Gamecocks have also dominated the glass at crunch time, out-rebounding their opponents 6.2 to 4.4 per final five minutes, with Alaina Coates, A'ja Wilson and Aleighsa Welch grabbing the bulk of the boards.

As a team, South Carolina is shooting 40.0 percent from the field and the same percentage from 3-point range in the last five minutes of close games, while the defense has held those opponents to just 21.2 percent shooting and 18.2 percent from outside the arc in that time span. Equally impressive is the Gamecocks' 77.1 percent free throw shooting at crunch time, as South Carolina is shooting just 65.3 percent otherwise.

Gamecocks in 2014-15 National Polls

Poll	Pre	11/17	11/24	12/1	12/8	12/15	12/22	12/29	1/5	1/12	1/19	1/26	2/2	2/9	2/16	2/23	3/2	3/9	3/17	Final
Associated Press	2	2	1	1	1	1	1	1	1	1										
Coaches	2	3	2	2	1	1	1	1	1	1										

Win Any Way

As the Gamecocks' baseball coach a few years ago, South Carolina athletics director Ray Tanner frequently used the saying "Win Anyway," and the women's basketball team has put its own twist on the quote. The Gamecocks have not lost a game this season, but the end has not always come by the same means.

Dawn Staley's team has won with both a high-flying offense – posting records of 4-0 when scoring 90+ points, 4-0 when scoring 80-89 points – and a more methodical one, 4-0 when scoring 70-79 points, 6-0 with scoring fewer than 70.

The Gamecocks have won both inside – 8-0 when shooting less than 33.3 percent from 3-point range, 6-0 when at least half of points come in the paint – and outside – 9-0 when shooting 33.3 percent or better from 3-point range, 11-0 when less than half of points come in the paint.

South Carolina has seen its top scorer come from both the starting lineup (8-0) and the bench (8-0) – with one game a starter and reserve tied for the team high (vs. Auburn – Welch, Wilson).

Diehard Defenders

While the offense has fluctuated in source and volume, the one standard for the Gamecocks – both this season and throughout head coach Dawn Staley's career – has been their defense. South Carolina is second in the nation in scoring defense, allowing 49.9 points per game with no opponent scoring more than 63 points. In fact, South Carolina has held an opponent under 50 points nine times.

Controlled Caroms

The Gamecocks have also built their success on the glass – an area, like defense, that Staley preaches as a measure of effort as much as talent. South Carolina ranks seventh in the nation in rebounding margin, out-boarding its opponents by 11.8 per game. The Gamecocks have out-paced their opponent by double-digit rebounds nine times this season, including the last two SEC outings. The rebounding margin has been at least 20 three times – Clemson (+22), Savannah State (+35) and at Hampton (+27).

Bench Marks

While every competitor wants to be a starter, the Gamecocks have shown that the bench can be just as productive a position. The South Carolina bench has tied or out-scored its starting teammates eight times this season, including three SEC contests, and has out-scored the entire opposing team four times – Clemson (Nov. 20), San Diego State (Nov. 23), NC Central (Dec. 1). In all, the bench has accounted for 47.1 percent of the Gamecocks' points this season.

Of the 66 double-figures games turned in so far this season, 32 of them have come from the bench – A'ja Wilson (14), Alaina Coates (9), Bianca Cuevas (4), Tina Roy (2), Jatarie White (2) and Asia Dozier (1).

Diversified Assets

South Carolina ranks second in the nation in field goal shooting with an SEC-best .482 percentage. The Gamecocks' top five scorers all shoot at least 50.0 percent from the field, but only one ranks among the SEC's best in the category – Tiffany Mitchell's .524 percentage is fourth in the

SEC and 47th in the nation. The anomaly comes from the league and the NCAA required minimum of five made field goals per game to qualify.

Name	FGM/gm	FGA/gm	FG%	PPG
Mitchell	5.1	9.8	.524	15.1
Wilson	4.9	9.8	.500	13.2
Coates	3.8	6.8	.560	11.4
Welch	4.4	7.4	.587	9.6
Ibiam	3.1	5.2	.584	7.4

Zone Buster

Since the emergence of Elem Ibiam and the arrival of Alaina Coates in 2013-14, South Carolina has been a team feared for its inside presence. That perception got a boost with the addition of Jatarie White and A'ja Wilson this season, and teams have packed into a zone early and often against the Gamecocks.

This season, South Carolina's guards have been effective at capitalizing on what opposing teams are willing to cede in that defensive alignment – the 3-point shot. The Gamecocks lead the SEC and rank 47th in the nation in 3-point field goal percentage, hitting 35.3 percent from outside the arc, including 34.9 in SEC play. The percentage is not far above last season's (.347), but after closing



Around the SEC

	SEC Games			Overall		
	W	L	Pct.	W	L	Pct.
South Carolina	5	0	1.000	17	0	1.000
Tennessee	5	0	1.000	15	2	.882
Kentucky	4	1	.800	15	3	.833
Ole Miss	4	1	.800	14	4	.778
Texas A&M	3	1	.750	15	3	.833
Mississippi St.	3	2	.600	18	2	.900
Georgia	3	2	.600	15	3	.833
LSU	3	2	.600	9	8	.529
Vanderbilt	1	3	.250	10	7	.588
Missouri	1	4	.250	11	7	.611
Florida	1	4	.200	9	9	.500
Arkansas	0	4	.000	10	6	.625
Alabama	0	4	.000	11	8	.578
Auburn	0	5	.000	9	9	.500

Coming Up

January 18

#10/11 Kentucky at LSU, 2 p.m. (ESPNU)
 Vanderbilt at #18/16 Georgia, 2 p.m. (SECN+)
 Missouri at Arkansas, 3 p.m. (SECN)
 Alabama at #15/18 Mississippi St., 4 p.m. (FSN)
 Ole Miss at #11/12 Texas A&M, 5 p.m. (SECN)

Recent Results

January 15

Ole Miss def. #18/16 Georgia, 55-52
 #10/11 Kentucky def. Florida, 62-56
 #6/6 Tennessee def. Auburn, 54-42
 LSU def. #15/18 Mississippi St., 71-69 (OT)
 Vanderbilt def. Ala.-Huntsville, 74-51

Rankings are listed as AP/ESPN Poll
 All Times Eastern; TV Network in ()

AP Top 25

(Week of Jan. 12)

1. South Carolina	16-0
2. Connecticut	14-1
3. Baylor	14-1
4. Texas	13-1
5. Louisville	15-1
6. Tennessee	14-2
7. Notre Dame	15-2
8. Maryland	13-2
9. Oregon State	14-1
10. Kentucky	14-3
11. Texas A&M	15-3
12. North Carolina	15-2
13. Stanford	12-4
14. Arizona State	15-1
15. Mississippi State	18-1
16. Duke	11-5
17. Nebraska	12-3
18. Georgia	15-2
19. Princeton	17-0
20. Florida State	15-2
21. Oklahoma State	11-3
22. Iowa	12-3
23. Minnesota	14-2
24. Rutgers	12-4
25. Syracuse	11-5

USA Today Coaches Top 25

(Week of Jan. 11)

1. South Carolina	16-0
2. Connecticut	14-1
3. Baylor	14-1
4. Louisville	15-1
5. Texas	13-1
6. Tennessee	14-2
7. Notre Dame	15-2
8. Maryland	13-2
9. Oregon State	14-1
10. North Carolina	15-2
11. Kentucky	14-3
12. Texas A&M	15-3
13. Stanford	12-4
14. Duke	11-5
15. Nebraska	12-3
16. Georgia	15-2
17. Arizona State	15-1
18. Mississippi State	18-1
19. Florida State	15-2
20. Oklahoma State	11-3
21. Iowa	12-3
22. Rutgers	12-4
23. Princeton	17-0
24. Syracuse	11-5
25. South Florida	13-3

2013-14 averaging 3.9 made 3s per game, South Carolina is third in the SEC with a 5.5 average this season – a number that goes up to 6.0 per game in SEC play. The most 3s made per game of the Staley era is 9.2 in 2009-10.

Junior Tiffany Mitchell has been the primary long-range shooter, ranking second in the SEC with 2.2 made 3s per game and seventh in the country with an SEC-best .474 3-point field goal percentage. But juniors Tina Roy and Asia Dozier have lifted their long-range production in SEC action, shooting .400 (6-of-15) and .368 (7-of-19), respectively, in league play. Dozier is tied for 11th in the league with 1.4 made 3s per SEC game.

SWAT Team

South Carolina leads the SEC and ranks 10th in the nation with 6.4 blocked shots per game. The effort is a continuation of last season, during which the Gamecocks shattered the school record for blocks in a season by 41, recording 240 over 34 games for a 7.1 average.

Four Gamecocks rank among the SEC's top 11 blockers, led by freshman A'ja Wilson in third at 1.6 per game – a number that jumps to 2.2 per SEC game to rank second in the league. Sophomore Alaina Coates is just behind in fourth with 1.5 per game this season. Seniors Aleighsa Welch and Elem Ibiam are next in line with Welch swatting 1.2 per game for seventh and Ibiam rejecting 1.1 per game for 11th place.

Handled with Care

Head coach Dawn Staley refers to the point guard position as one of “service” to teammates, a job designed to create stars out of teammates. More than just her point guards have embraced that theory as the Gamecocks rank eighth in the nation in assists per game with an SEC-best 18.5 per game and ninth in the country with a 1.4 assist-to-turnover ratio. Living up to the legend of their head coach, the Gamecocks have handed out 20 or more assists nine times this season, including a Staley-era high of 26 against NC Central. In all, South Carolina has assisted on 315 of its 499 made field goals this season (.631). The 2013-14 team set the mark for best percentage of the Staley era at .577.

Two Gamecocks rank among the SEC's top 15 in assists, led by junior Khadijah Sessions in 10th at 3.2 per game. The sure-handed Sessions is 18th in the nation in assist-to-turnover ratio with an SEC-best 2.6 mark. Last season's assist leader, junior Tiffany Mitchell is 15th with a 3.0 average.

SEC Title Talk

In 2013-14, South Carolina became the seventh program to win the SEC regular-season title, and the Gamecocks and were predicted by the league's coaches and media to the repeat the feat

All-Time Records vs. SEC

Opponent	Overall	Under	SEC	SEC	H	A	N	Streak	Last
		Staley	Season	Tourn.					
Alabama	20-15	10-0	15-12	2-2	10-5	8-8	2-2	Won 10	W: 102-59, 1/8/15 (A)
Arkansas	12-17	5-3	12-15	0-2	8-5	4-10	0-2	Won 4	W: 67-49, 2/9/14 (H)
Auburn	18-21	6-3	13-15	1-1	11-7	6-12	1-2	Won 3	W: 77-58, 1/2/14 (H)
Florida	13-20	5-4	11-18	0-2	6-10	7-8	0-2	Won 5	W: 69-55, 2/23/14 (H)
Georgia	9-33	5-6	6-21	2-2	4-14	2-15	3-4	Won 2	W: 67-48, 3/7/14 (N)
Kentucky	22-32	6-8	18-24	0-2	16-9	6-19	0-4	Won 1	W: 68-60, 1/11/15 (H)
LSU	7-22	4-5	6-22	1-0	3-10	3-12	1-0	Won 3	W: 75-51, 1/4/15 (A)
Ole Miss	17-17	7-2	13-12	2-4	10-4	5-8	2-5	Won 5	W: 99-70, 1/30/14 (H)
Miss. State	14-16	5-3	13-14	0-2	9-5	5-9	0-2	Won 5	W: 71-64, 2/6/14 (A)
Missouri	3-1	2-1	2-1	—	1-0	1-1	1-0	Won 2	W: 60-48, 1/15/15 (A)
Tennessee	2-45	1-8	1-26	0-3	1-19	1-21	0-5	Lost 3	L: 61-73, 3/2/14 (A)
Texas A&M	0-3	0-3	0-2	0-1	0-1	0-1	0-1	Lost 3	L: 65-57 (ot), 1/16/14 (A)
Vanderbilt	11-21	6-2	11-18	0-2	6-8	4-11	0-2	Won 3	W: 61-57, 1/26/14 (A)
Totals	148-263	62-48	121-199	8-23	83-97	52-135	10-30	Won 5	

this season. If Staley's group brings that forecast to fruition, it would be just the fourth team to repeat as the regular-season champion, joining Tennessee (multiple times), Georgia (1996, 1997) and LSU (2005, 2006).

Two Grand

Junior guard Tiffany Mitchell joined senior Aleighsa Welch in the 1,000-point club against Liberty (Dec. 21), making it the first time a Gamecock team has had multiple 1,000-point scorers since 2001-02 when Shaunzinski Gortman and Jocelyn Penn both reached that plateau. In program history, there have been nine seasons that featured multiple 1,000-point scorers, including three seasons that saw three Gamecocks who surpassed the benchmark.

More on Muffin

Senior forward Aleighsa Welch – nicknamed Muffin at birth by her mother – continues to be at the foundation of the Gamecocks' success. The South Carolina high school standout who first took a chance on head coach Dawn Staley's vision has done everything asked to power the Gamecocks to the lofty heights achieved during her career. Always willing to do the “dirty work” that doesn't show up in the box score, Welch's energy is what drives the Gamecocks and what has prompted her teammates to vote her a team captain each of the last three seasons.

Welch's consistent effort has her ranked among the program's career top 10 in six different categories, including three rebounding totals, while also among the top-20 scorers. Among the Gamecocks' 30 1,000-point scorers, she is one of just nine to amass at least 800 career rebounds as well. Her current career .585 field goal percentage (481-of-822) is second in school history behind

only Jocelyn Penn's school-record .593 (757-of-1277).

The expansion of the Gamecocks' frontline have brought her overall rebounding numbers down slightly (5.9 rpg this season vs. 7.2 average previous three seasons), but Welch has lifted her game in SEC play, reeling in 7.6 per conference game so far. She also continues to provide consistency on the offensive end, shooting a team-high 58.7 percent from the field and handing out 1.8 assists per game.

Trademark TM

Last season, junior guard Tiffany Mitchell established her presence on a national level based on her offensive versatility. But the All-American frequently kept one weapon in check, taking just 2.2 3-pointers per game to account for just 22.1 percent of her field goal attempts on the season.

This season, the usually attacking guard has shown that opponents better be prepared to play her a little tighter around the arc. Mitchell is seventh in the nation in 3-point accuracy, hitting 47.4 percent from long range and has made 2.2 3s per game to rank second in the SEC. The outside shot has accounted for nearly half of her field goal attempts (78 3FGA, 166 FGA). In fact, she has taken at least half her shots from outside the arc in

Welch Watch

Already second in school history in career offensive rebounds, senior forward Aleighsa Welch looks to mount an attack on other parts of the Gamecock charts before closing out her career.

Here are a few of the career benchmarks she has a chance to catch:

Category	Current	Chasing	To Go
Points	1,278 (17th)	1,299 (16th)	21
FT Made	314 (8th)	319 (7th)	5
FT Att.	505 (6th)	513 (5th)	8
Rebs.	815 (8th)	834 (7th)	19
Off. Rebs.	387 (2nd)	427 (1st)	40
Def. Rebs.	428 (8th)	437 (7th)	9
Dbl-Dbls.	19	20 (10th)	1
Blocks	113 (8th)	114 (7th)	1
Games	117	124 (10th)	7

Scoring Differentials

Largest lead in a win.....	by 64 (111-47), 2nd-0:52, Savannah state, 12/12 by 64 (90-26), 2nd-0:36, NC Central, 12/1
Largest deficit overcome to win.....	by 12 (15-27), 1st-8:41, vs. Syracuse, 11/27
Largest lead given up in a loss.....	
Largest deficit in a loss.....	

eight games this season.

Mitchell's heightened accuracy was on full display against San Diego State (Nov. 23) when her 6-of-6 effort from 3 was the best perfect game in program history. She went on to match her career high with six 3s at Hampton as well, those coming on eight attempts.

Games Led Team In...			
<i>(Tied for team lead in each category included)</i>			
Scoring	2014-15	Career	Record
A'ja Wilson	8	8	8-0
Tiffany Mitchell	7	27	26-1
Alaina Coates	2	9	8-1
Aleighsa Welch	1	26	17-9
Asia Dozier	1	2	2-0
Elem Ibiam	0	6	4-2
Khadijah Sessions	0	3	2-1
Tina Roy	0	2	2-0
Rebounding	2014-15	Career	Record
Alaina Coates	8	26	24-2
A'ja Wilson	6	6	6-0
Aleighsa Welch	2	41	34-7
Elem Ibiam	1	12	12-0
Tiffany Mitchell	0	9	8-1
Assists	2014-15	Career	Record
Khadijah Sessions	6	17	15-2
Tina Roy	5	8	8-0
Tiffany Mitchell	4	21	20-1
Asia Dozier	3	13	13-0
Bianca Cuevas	2	2	2-0
Aleighsa Welch	0	10	7-3
Olivia Gaines	0	1	0-1

Team Specialty Stats				
South Carolina/Opponent				
	Pts. in Paint	Pts. Off TOs	2nd Chance Pts	Fast Break Pts
11/15 USC	32-36	16-22	14-10	4-8
11/20 Clem.	46-16	23-9	31-7	8-2
11/23 SDSU	40-8	3-2	15-9	24-2
11/27 vs. Wisc.	32-10	16-11	10-0	4-4
11/28 vs. Syr.	20-16	11-6	13-17	0-0
12/1 NCCU	58-12	31-7	3-3	34-0
12/4 Char.	46-20	19-15	26-4	10-13
12/7 at Duke	32-24	16-19	11-11	6-4
12/14 Sav. St.	70-26	34-12	24-3	18-6
12/17 at HU	26-14	10-19	17-6	11-4
12/20 vs. CMU	62-28	21-8	21-2	16-0
12/21 vs. LU	40-24	24-8	15-4	12-2
1/2 Aub.	52-24	28-12	16-13	22-8
1/4 at LSU	36-26	14-14	5-13	8-0
1/8 at Ala.	32-24	19-6	17-12	13-0
1/11 Ky.	36-28	9-19	18-4	10-18
1/15 at MU	22-14	10-0	14-4	6-0
1/19 at Florida				
1/26 TAMU				
1/29 Alabama				
2/1 at Miss.				
2/5 at Ga.				
2/9 at UConn				
2/12 LSU				
2/15 Vandy				
2/19 at Ark.				
2/23 Tenn.				
2/26 Miss. St.				
3/1 at Ky.				
<i>Averages</i>	<i>40.1-20.6</i>	<i>17.9-11.1</i>	<i>15.9-7.2</i>	<i>12.1-4.2</i>

Double Trouble

One of sophomore Alaina Coates' goals this season focuses around posting double-doubles, taking to heart her head coach's quip that the 6-foot-4 center is a "walking double-double." Ranking 32nd in the nation with an SEC-best seven this season, the Irmo, S.C., native has well passed the halfway mark of her freshman year, during which she posted 10 double-doubles, but just three in non-conference action. With 17 career double-doubles through 51 games, Coates is just three shy of making the Gamecocks' career top 10 in the category.

Bang off the Bench

The Class of 2014's No. 1 recruit, A'ja Wilson drew the start in her collegiate debut, but the 6-foot-5 Heathwood Hall product has thrived off the bench ever since. Overall on the season, Wilson is second on the team in scoring, ranking 10th in the SEC in at 13.2 ppg, and has been the Gamecocks' top scorer a team-high eight times. She is the only freshman to rank among the SEC's top 20 scorers and rebounders – standing 10th in both categories.

Wilson has earned SEC Freshman of the Week three times and was the USBWA's first ever Freshman of the Week (games Dec. 1-7).

It's Elem-entary

Senior center Elem Ibiam is making a charge at the school record for career blocks this season after setting the single-season mark with 83 in 2013-14. The Fayetteville, Ga., native is currently second with 149 in her career, trailing the Gamecocks'

career record of 177 of set by Lakesha Tolliver (2004-07).

Home Grown, Nationally Known

Since her arrival for the 2008-09 season, South Carolina head coach Dawn Staley has been working to protect her new home state's best prospects while fielding a team that competes at a national level. Her efforts have paid huge dividends as eight of the 15 members of this year's team hail from South Carolina. Beginning with Aleighsa Welch, the first South Carolina player to sign a National Letter of Intent for Staley, the Palmetto State has frequently sent its players of the year to Columbia as Welch (2011), Asia Dozier (2012), Alaina Coates (2013), A'ja Wilson (2014) and Kaydra Duckett (2014) have each earned the title during their high school careers.

Starters vs. Bench Points				
	SC Starters	Opp. Starters	SC Bench	Opp. Bench
11/15 USC	55	36	15	25
11/20 Clem.	54	27	45	14
11/23 SDSU	36	17	53	21
11/27 vs. Wisc.	28	37	39	7
11/28 vs. Syr.	37	55	30	8
12/1 NCCU	48	18	42	8
12/4 Char.	41	53	41	8
12/7 at Duke	34	33	17	17
12/14 Sav. St.	51	44	60	5
12/17 at HU	33	48	36	1
12/20 vs. CMU	46	29	34	16
12/21 vs. LU	43	32	41	12
1/2 Aub.	38	20	39	38
1/4 at LSU	28	35	47	16
1/8 at Ala.	47	25	55	34
1/11 Ky.	53	40	15	20
1/15 at MU	37	40	23	9
1/19 at Florida				
1/26 TAMU				
1/29 Alabama				
2/1 at Miss.				
2/5 at Ga.				
2/9 at UConn				
2/12 LSU				
2/15 Vandy				
2/19 at Ark.				
2/23 Tenn.				
2/26 Miss. St.				
3/1 at Ky.				
<i>Averages</i>	<i>41.7</i>	<i>34.6</i>	<i>37.2</i>	<i>16.8</i>

Miscellaneous Stats			
Double-Doubles	2014-15	Career	Record
Alaina Coates	7	17	16-1
A'ja Wilson	4	4	4-0
Elem Ibiam	1	2	1-1
Aleighsa Welch	0	19	17-2
Tiffany Mitchell	0	4	4-0
20+ Points	2014-15	Career	Record
Tiffany Mitchell	3	11	11-0
Alaina Coates	2	8	7-1
A'ja Wilson	2	2	2-0
Elem Ibiam	1	1	1-0
Aleighsa Welch	0	5	3-2
10+ Points	2014-15	Career	Record
A'ja Wilson	14	14	14-0
Tiffany Mitchell	13	58	51-7
Alaina Coates	11	34	32-2
Aleighsa Welch	10	71	60-11
Elem Ibiam	6	31	27-4
Bianca Cuevas	4	4	4-0
Asia Dozier	3	12	11-1
Tina Roy	2	9	8-1
Jatarie White	2	2	2-0
Khadijah Sessions	1	16	15-1
Tiffany Davis	0	1	1-0
10+ Rebounds	2014-15	Career	Record
Alaina Coates	8	19	18-1
A'ja Wilson	4	4	4-0
Aleighsa Welch	2	24	22-2
Elem Ibiam	1	4	5-2
Tiffany Mitchell	0	7	6-1
Asia Dozier	0	1	1-0
5+ Assists	2014-15	Career	Record
Khadijah Sessions	3	8	8-0
Tina Roy	3	5	5-0
Bianca Cuevas	2	2	2-0
Tiffany Mitchell	1	8	8-0
Asia Dozier	0	8	8-0
Olivia Gaines	0	1	1-0
Aleighsa Welch	0	1	1-0
5+ Steals	2014-15	Career	Record
Tiffany Mitchell	2	7	7-0
Tiffany Davis	0	1	1-0
5+ Blocks	2014-15	Career	Record
Elem Ibiam	0	7	7-0
Alaina Coates	0	2	2-0
Aleighsa Welch	0	2	2-0

South Carolina's Record When...

	SEC	All		SEC	All
Record.....	5-0	17-0	No South Carolina players foul out	5-0	15-0
Playing a ranked opponent.....	1-0	3-0	One or more SC players foul out.....	0-0	2-0
Playing at home	2-0	8-0	Having 20 or more assists.....	1-0	9-0
Playing on the road	3-0	5-0	Having less than 20 assists.....	4-0	8-0
Playing at neutral site	0-0	4-0	Scoring more pts. in paint than opponent	5-0	15-0
Leading at half	4-0	14-0	Scoring equal/less pts. in paint than opp.	0-0	2-0
Trailing at half	1-0	3-0	Scoring more pts. off TOs than opponent	3-0	12-0
Tied at half	0-0	0-0	Scoring equal/less pts. off TOs than opp.	2-0	5-0
Playing an overtime game	0-0	0-0	Scoring more 2nd-chance pts.	4-0	13-0
0 players score in double figures	0-0	0-0	Scoring equal/less 2nd-chance pts.....	1-0	4-0
1 player scores in double figures	0-0	0-0	Scoring more fast break pts.....	4-0	12-0
2 players score in double figures	3-0	5-0	Scoring equal/less fast break pts.....	1-0	5-0
3 players score in double figures	0-0	1-0	Wearing white uniforms	2-0	12-0
4 players score in double figures	0-0	4-0	Wearing black uniforms	3-0	5-0
5 players score in double figures	1-0	5-0	Wearing garnet uniforms.....	0-0	0-0
More than 5 players in double figures.....	1-0	2-0	Playing in tournaments/classics	4-0	
Starters out-score opponent's starters	3-0	11-0	Playing on live television	5-0	12-0
Opponent's starters score equal/more	2-0	6-0	Playing in November.....	5-0	
Bench out-scores opponent's bench	4-0	14-0	Playing in December	7-0	
Opponent's bench scores equal/more.....	1-0	3-0	Playing in January	5-0	5-0
Shooting 50% or better	2-0	8-0	Playing in February	0-0	0-0
Shooting between 40-49%	1-0	5-0	Playing in March.....	0-0	0-0
Shooting between 30-39%	2-0	4-0	Playing during the day.....	2-0	7-0
Shooting less than 30%	0-0	0-0	Playing at night	3-0	10-0
Opponent shoots 50% or better.....	0-0	0-0	Playing on Sunday.....	2-0	6-0
Opponent shoots between 40-49%	0-0	1-0	Playing on Monday.....	0-0	1-0
Opponent shoots between 30-39%	4-0	12-0	Playing on Tuesday.....	0-0	0-0
Opponent shoots less than 30%	1-0	4-0	Playing on Wednesday.....	0-0	1-0
Shooting better than opponent.....	5-0	16-0	Playing on Thursday.....	2-0	5-0
Shooting worse than/equal to opponent	0-0	1-0	Playing on Friday	1-0	2-0
Having more FTs made than opponent	4-0	12-0	Playing on Saturday.....	0-0	2-0
Having equal/less FTs made than opponent	1-0	5-0	Margin is less than 5 pts.	0-0	2-0
Out-rebounding opponent.....	5-0	15-0	Margin is between 5-9.....	1-0	2-0
Having equal/less rebounds than opponent	0-0	2-0	Margin is between 10-19.....	2-0	2-0
Having more TOs than opponent	3-0	5-0	Margin is 20 pts. or more.....	2-0	11-0
Having equal or less TOs than opponent.....	2-0	12-0	Having a 20-pt. scorer.....	2-0	6-0
Attempting more FT than 3FG.....	4-0	13-0	Having a 30-pt. scorer.....	0-0	0-0
Attempting equal/less FT than 3FG	1-0	4-0	Scoring 49 points or less.....	0-0	0-0
Making 5 or more 3FGs.....	2-0	10-0	Scoring 50-59 points.....	0-0	1-0
Making less than 5 3FGs.....	3-0	7-0	Scoring 60-69 points.....	2-0	5-0
Making no 3 FGs.....	0-0	0-0	Scoring 70-79 points.....	2-0	4-0
Attempting 15 or more 3FGs.....	4-0	10-0	Scoring 80-89 points.....	0-0	4-0
Attempting less than 15 3FGs	1-0	7-0	Scoring 90-99 points.....	0-0	2-0
			Scoring 100 points or more.....	1-0	2-0

The Last Time...

Individual

Scored 50 Points

South Carolina 51, Jocelyn Penn vs. Stetson, 1/4/03
Opponent Never

Scored 40 Points

South Carolina 51, Jocelyn Penn vs. Stetson, 1/4/03
Opponent 46, Cornelia Gayden, LSU, 1/14/95

Scored 30 Points

South Carolina 30, Ieasia Walker vs. Clemson, 11/18/10
Opponent 32, LaQueta Ferguson, Florida International, 11/25/07

Grabbed 20 Rebounds

South Carolina 25, Kelsey Bone vs. Boston University, 12/28/09
Opponent 24, Courtney Paris, Oklahoma, 12/30/07

Grabbed 15 Rebounds

South Carolina 16, Alaina Coates vs. CSU Northridge, 3/23/14
Opponent 17, Briana Day, Syracuse, 11/28/14

Two Players with 20 or More Points

South Carolina A'ja Wilson 23/Elem Ibiem 21/Alaina Coates 20 vs. Savannah State, 12/14/14
Opponent Monica Engelmann 27/Angel Goodrich 20, Kansas, 3/25/13

Two Players with 10 or More Rebounds

South Carolina Alaina Coates 14/A'ja Wilson 10 vs. Auburn, 1/2/15
Opponent Quistelle Williams 10/Berna Calli 10, Arkansas, 1/27/13

Had 10 Assists

South Carolina 10, Tina Roy vs. Savannah State, 12/14/14
Opponent 11, Marneshia Richard, Mississippi State, 1/21/07

Had Five Steals

South Carolina 5 vs. Central Michigan, 12/20/14
Opponent 5, Keira Peak, Arkansas, 2/9/14

Had Five Blocked Shots

South Carolina 5, Elem Ibiem vs. Georgia, 2/27/14
Opponent 6, Ashley Rininger, Liberty, 12/21/14

Had a Double-Double

South Carolina A'ja Wilson (21 pts/13 rebs) at LSU, 1/4/15
Opponent Briana Day (13 pts/17 rebs), Syracuse, 11/28/14

Two Players had a Double-Double

South Carolina Alaina Coates (11 pts/14 rebs)/A'ja Wilson (12 pts/10 rebs) vs. Auburn, 1/2/15
Opponent Chiney Ogumike (11 pts/10 rebs)/Nnemkadi Ogumike (39 pts/10 rebs), Stanford, 3/24/12

Three Players had a Double-Double

South Carolina Ashley Bruner (16 pts/12 rebs)/Aleighsa Welch (16 pts/ 11 rebs)/Elem Ibiem (12 pts/10 rebs) vs. Kansas, 3/25/13
Opponent Merlakia Jones (26 pts/10 rebs)/Takilya Davis (19 pts/13 rebs)/DeLisha Milton (14 pts/15 rebs), at Florida, 2/20/94

Had a Triple-Double

South Carolina Iva Sliskovic (18 pts, 15 rebs, 10 assts) vs. High Point, 12/20/06
Opponent Never

Team

Scored 100 Points

South Carolina 102 vs. North Carolina A&T, 3/21/08
Opponent 103, Clemson, 11/21/03

Won by 30 or More Points

South Carolina 102-59 (43) at Alabama, 1/8/15
Opponent 66-34 (32), Georgia, 3/4/11

Shot 65% or Better from the Field

South Carolina .652 (45-69) vs. East Tennessee State, 12/19/00
Opponent Never

Shot 60% or Better from the Field

South Carolina .603 (35-58) vs. NC Central, 12/1/14
Opponent .604 (29-48), Vanderbilt, 1/18/01

Shot 50% or Better from the Field

South Carolina .638 (37-58) at Alabama, 1/8/15
Opponent .535 (23-43), Missouri, 2/28/13

No Players in Double-Figure Points

South Carolina at Auburn, 1/19/12
Opponent at LSU, 1/4/15

Five Players in Double-Figure Points

South Carolina at Alabama 1/8/15
Opponent Arkansas, 2/14/10

More Than Five Players in Double-Figure Points

South Carolina 6 at Alabama 1/8/15
Opponent 6 at Georgia, 2/13/03

Faced AP Top-25 Opponent

Win 68-60 vs. No. 10 Kentucky, 1/11/15
Loss 65-58 vs. No. 12 North Carolina, 3/30/14

Faced AP Top-10 Opponent

Win 68-60 vs. No. 10 Kentucky, 1/11/15
Loss 61-73 at No. 10 Tennessee, 3/2/14

Faced AP Top-5 Opponent

Win 55-50 vs. No. 5 Kentucky, 1/24/13
Loss 49-53 vs. No. 1 Stanford, 12/19/12

Faced AP No. 1 Team

Win Never
Loss 49-53 vs. No. 1 Stanford, 12/19/12

Overtime Game

Win 58-55 vs. Drexel, 11/28/12
Loss 65-57 at Texas A&M, 1/16/14

Double-Overtime Game

Win 92-91 at Florida State, 2/4/91
Loss 92-94 at Clemson, 11/19/09

South Carolina Was Ranked (AP Poll)

No. 1 1/12/15
Top 10 No. 1, 1/12/15
Top 25 No. 1, 1/12/15

2014-15 Team High/Low

South Carolina Highs	South Carolina Lows	Category	Opponent Lows	Opponent Highs
111 vs. Savannah State, 12/14	51 at Duke, 12/7	Points in Game	26, NC Central, 12/1	63, Syracuse, 11/28
60 (1st) vs. Savannah State, 12/14	17 (1st) at Duke, 12/7	Points in Half	10 (2nd), NC Central, 12/1	41 (2nd), Auburn, 1/2
38 vs. Savannah State, 12/14	20 at Duke, 12/7	Field Goals Made	10, NC Central, 12/1	24, Charlotte, 12/4
38 vs. Clemson, 11/20				
72 vs. Central Michigan, 12/20	50 vs. Southern Cal, 11/15	Field Goal Attempts	45, NC Central, 12/1	67, vs. Kentucky, 1/11
72 vs. Clemson, 11/20				
.638 (37-58) at Alabama, 1/8	.338 (23-68) vs. Kentucky, 1/11	FG Percentage	.222 (10-45), NC Central, 12/1	.453 (24-53), Charlotte, 12/4
11 at Alabama, 1/8	1 vs. Savannah State, 12/14	3-Point FG Made	1, at LSU, 1/4	7, at Missouri, 1/15
			1, Savannah State, 12/14	7, Syracuse, 11/28
28 vs. C. of Charleston, 11/14	8 vs. Savannah State, 12/14	3-Point FG Attempts	7, at LSU, 1/4	22, at Missouri, 1/15
				22, Syracuse, 11/28
.533 (8-15) vs. Clemson, 11/20	.125 (1-8) vs. Savannah St., 12/14	3-Point FG Percentage	.071 (1-14), Savannah St., 12/14	.429 (6-14), San Diego St., 11/23
34 vs. Savannah State, 12/14	3 vs. Central Michigan, 12/20	Free Throws Made	3, Clemson, 11/20	17, at Alabama, 1/8
47 vs. Savannah State, 12/14	9 vs. Central Michigan, 12/20	Free Throw Attempts	6, at LSU, 1/4	22, at Alabama, 1/8
			6, Liberty, 12/21	22, Wisconsin, 11/27
			6, Clemson, 11/20	
.850 (17-20) at Alabama, 1/8	.333 (3-9) vs. Central Mich., 12/20	FT Percentage	.375 (6-16), at LSU, 1/4	1.000 (6-6), Liberty, 12/21
56 vs. Savannah State, 12/14	30 at Alabama, 1/8	Rebounds	20, Charlotte, 12/4	50, Syracuse, 11/28
26 vs. NC Central, 12/1	6 at Missouri, 1/15	Assists	2, NC Central, 12/1	16, Charlotte, 12/4
21 vs. NC Central, 12/1	2 at Hampton, 12/17	Steals	1, Wisconsin, 11/27	13, at LSU, 1/4
10 vs. Kentucky, 1/11	1 vs. San Diego St., 11/23	Blocked Shots	0, at Missouri, 1/15	9, Liberty, 12/21
10 vs. Southern Cal, 11/15				
23 at LSU, 1/4	5 vs. Syracuse, 11/28	Turnovers	10, at Hampton, 12/17	29, San Diego St., 11/23
19 at LSU, 1/4	7 vs. Central Michigan, 12/20	Fouls	12, Central Michigan, 12/20	31, Savannah State, 12/14
19 at Hampton, 12/17	7 vs. San Diego St., 11/23			
19 vs Syracuse, 11/28	7 vs. Clemson, 11/20			

2014-15 Individual Superlatives

Category	South Carolina	Opponent
Points in Game	23 by A'ja Wilson vs. Savannah State, 12/14	26 by Hasina Muhammad, Auburn, 1/2
Points in Half	15 (1st) by Tiffany Mitchell vs. Syracuse, 11/28	18 (2nd) by Hasina Muhammad, Auburn, 1/2
Field Goals Made	8 by Tiffany Mitchell, at Missouri, 1/15 8 by A'ja Wilson vs. Savannah State, 12/14 8 by A'ja Wilson vs. Charlotte, 12/4 8 by Aleighsa Welch vs. Clemson, 11/20	9 by Crystal Bradford, Central Michigan, 12/20
Field Goal Attempts	17 by A'ja Wilson vs. Auburn, 1/2	21 by Brianna Butler, Syracuse, 11/28
FG Percentage	1.000 (7-7) by Elem Ibiam vs. Charlotte, 12/4	1.000 (5-5) by Drew Edelman, Southern Cal, 11/15
3-Point FG Made	6 by Tiffany Mitchell at Hampton, 12/17 6 by Tiffany Mitchell vs. San Diego State, 11/23	4 by Sierra Michaelis, at Missouri, 1/15 4 by Brianna Butler, Syracuse, 11/28
3-Point FG Attempts	9 by Tina Roy vs. Syracuse, 11/28	10 by Brianna Butler, Syracuse, 11/28
3-Point FG Percentage	1.000 (6-6) by Tiffany Mitchell vs. San Diego State, 11/23	1.000 (3-3) by Hillary Sigmon, Charlotte, 12/4
Free Throws Made	11 by Tiffany Mitchell vs. Kentucky, 1/11	10 by Hasina Muhammad, Auburn, 1/2
Free Throw Attempts	12 by Tiffany Mitchell vs. Kentucky, 1/11 12 by Tiffany Mitchell vs. Southern Cal, 11/15	11 by Meoshonti Knight, at Alabama, 1/8 11 by Briana Day, Syracuse, 11/28
FT Percentage	1.000 (6-6) by Alaina Coates at Alabama, 1/8 1.000 (6-6) by Alaina Coates vs. Southern Cal, 11/15	1.000 (10-10) by Hasina Muhammad, Auburn, 1/2
Rebounds	14 by Aleighsa Welch, at Missouri, 1/15 14 by Alaina Coates vs. Auburn, 1/2	17 by Briana Day, Syracuse, 11/28
Assists	10 by Tina Roy vs. Savannah State, 12/14	9 by Alexis Peterson, Syracuse, 11/28
Steals	7 by Tiffany Mitchell vs. NC Central, 12/1	4 by Rebecca Greenwell, at Duke, 12/7 4 by Kaneisha Horn, Southern Cal, 11/15
Blocked Shots	4 by Aleighsa Welch vs. Southern Cal, 11/15	6 by Ashley Rininger, Liberty, 12/21
Turnovers	6 by Tiffany Mitchell vs. Southern Cal, 11/15	7 by McKynzie Fort, San Diego State, 11/23

Career Highs

Alaina Coates

Pts	24, 2x, last vs. Ole Miss, 1/30/14
FG	11 vs. Vanderbilt, 1/5/14
FGA	16 vs. Vanderbilt, 1/5/14
FG %	1.000 (7-7) vs. SC St., 12/22/13
FT	11 at San Diego St., 11/23/13
FTA	15 at San Diego St., 11/23/13
FT %	1.000 (9-9) vs. SC St., 12/22/13
Reb	17 vs. Kentucky, 1/9/14
Off Reb	7 vs. Kentucky, 1/9/14
Def Reb	13 vs. CSU Northridge, 3/23/14
Blk	5, 2x, last vs. Florida, 2/23/14
Stl	3 at LSU, 2/16/14
Asst	3 vs. Charlotte, 12/4/14
Min	30 vs. Southern Cal, 11/15/14

Biana Cuevas

Pts	12 at Hampton, 12/17/14
FG	5 at Hampton, 12/17/14
FGA	10 vs. Clemson, 11/20/14
FG %	.833 (5-6) at Hampton, 12/17/14
3FG	2, 2x, last at Hampton, 12/17/14
3FGA	6 vs. Clemson, 11/20/14
3FG %	.667 (2-3) at Hampton, 12/17/14
FT	4 at Alabama, 1/8/15
FTA	4, 2x, last at Missouri, 1/15/15
FT %	1.000 (4-4) at Alabama, 1/8/15
Reb	3, 3x, last at Alabama, 1/8/15
Stl	4, 2x, last vs. Savannah State, 12/14/14
Asst	5, 2x, last vs. NC Central, 12/1/14
Min	20, 2x, last vs. Auburn, 1/2/15

Tiffany Davis

Pts	11 vs. Ole Miss, 1/30/14
FG	3 vs. Savannah State, 12/28/13
FGA	6 vs. SC State, 12/22/13
FG %	1.000 (3-3) vs. Savannah St., 12/28/13
3FG	2, 3x, last vs. Ole Miss, 1/30/14
3FGA	5 vs. Winthrop, 12/20/13
3FG %	1.000 (2-2), 3x, last vs. Ole Miss, 1/30/14
FT	4 at Tennessee, 3/2/14
FTA	4 at Tennessee, 3/2/14
FT %	1.000 (4-4) at Tennessee, 3/2/14
Reb	6 at Arkansas, 1/2/14
Off Reb	2 vs. Arkansas, 2/9/14
Stl	5 vs. Elon, 11/9/12
Asst	3, 4x, last vs. SC St., 12/22/13
Min	30 at Arkansas, 1/2/14

Asia Dozier

Pts	16, 2x, at San Diego St., 11/23/13
FG	6, 2x, last at Alabama, 1/8/15
FGA	13 at San Diego St., 11/23/13
FG %	1.00 (4-4) at Kentucky, 2/14/13
3FG	4 at San Diego State, 11/23/13
3FGA	10 at San Diego St., 11/23/13
3FG %	1.000 (2-2), 2x, last vs. Savannah St, 12/28/13
FT	4, 2x, last vs. Oregon St., 3/25/14
FTA	7 vs. Elon, 11/9/12
FT %	1.000 (4-4) vs. Oregon State, 3/25/14
Reb	10 vs. Elon, 11/9/12
Off Reb	4 vs. Elon, 11/9/12
Stl	2, 7x, last at Alabama, 1/8/15
Asst	6, 2x, last vs. Georgia, 3/7/14
Min	40 at Arkansas, 1/2/14

Kaydra Duckett

Pts	2 vs. NC Central, 12/1/14
Reb	1, 3x, last at Alabama, 1/8/15
Stl	1, 2x, last vs. Liberty, 12/21/14
Asst	1 vs. Clemson, 11/20/14
Blk	1 vs. Central Michigan, 12/20/14
Min	4, 3x, last at Alabama, 1/8/15

India Farmer

Pts	3, 2x, last vs. Alabama, 1/19/14
FG	1, 2x, last vs. Alabama, 1/19/14
FGA	3 vs. NC Central, 12/2/13
FG %	.333 (1-3) vs. NC Central, 12/2/13
3FG	1, 2x, last vs. Alabama, 1/19/14
3FGA	2 vs. NC Central, 12/2/13
3FG %	.500 (1-2) vs. NC Central, 12/2/13
FTA	2 vs. San Diego St., 11/23/14
Reb	3 vs. NC Central, 12/2/13
Off Reb	1, 3x, last vs. Clemson, 11/20/14
Min	11 vs. NC Central, 12/2/13

Olivia Gaines

Pts	7 vs. Savannah State, 12/28/13
FG	3 vs. Savannah State, 12/28/13
FGA	5 vs. Liberty, 12/21/14
FG %	1.000 (2-2) at Texas A&M, 1/16/14
FT	3 vs. Arkansas, 2/9/14
FTA	3 vs. Arkansas, 2/9/14
FT %	1.000 (3-3) vs. Arkansas, 2/9/14
Reb	5, 2x, last vs. Clemson, 11/20/14
Off Reb	3, 2x, last vs. Clemson, 11/20/14
Stl	3, 2x, last vs. Liberty, 12/21/14
Asst	5 vs. Charleston Sthrn., 11/8/13
Min	23 vs. Alabama, 1/19/14

Elem Ibiam

Pts	21 vs. Savannah State, 12/14/14
FG	8 vs. Alabama, 3/7/13
FGA	14 at Charlotte, 12/8/13
FG %	1.000 (7-7), 2x, last vs. Charlotte, 12/4/14
FT	7 vs. Savannah State, 12/14/14
FTA	10 vs. Louisiana Tech, 11/10/13
FT %	1.00 (4-4) vs. Alabama, 1/19/14
Reb	12, 2x, last vs. Central Michigan, 12/20/14
Off Reb	6, 2x, last vs. Central Michigan, 12/20/14
Def Reb	10 at Texas A&M, 1/16/14
Blk	7 at Mississippi State, 2/6/14
Stl	2, 4x, last vs. North Carolina, 12/18/13
Asst	3 vs. South Dakota St., 3/23/13
Min	34 at Texas A&M, 1/16/14

Tiffany Mitchell

Pts	25 vs. Georgia, 2/27/14
FG	8, 3x, last at Missouri, 1/15/15
FGA	17 vs. Tennessee, 1/3/13
FG %	.857 (6-7) vs. Savannah State, 12/14/14
3FG	6, 2x, last at Hampton, 12/17/14
3FGA	8, 2x, last at Hampton, 12/17/14
3FG %	1.000 (6-6) vs. San Diego State, 11/23/14
FT	13 vs. CSU Northridge, 3/23/14
FTA	17 vs. CSU Northridge, 3/23/14
FT %	1.000 (10-10) vs. Georgia, 2/27/14
Reb	11, 5x, last at Arkansas, 1/2/14
Off Reb	6 at Florida, 1/20/13
Blk	2, 3x, last at Missouri, 1/15/15
Stl	7 vs. NC Central, 12/1/14
Asst	9 at San Diego State, 11/23/13
Min	40 vs. Syracuse, 11/28/14

Tina Roy

Pts	15 vs. Presbyterian, 11/27/11
FG	5, 3x, last vs. Kentucky, 1/9/14
FGA	12 vs. Georgia, 3/2/12
FG %	1.000 (4-4) at Alabama, 1/8/15
3FG	5 vs. Presbyterian, 11/27/11
3FGA	9, 3x, last vs. Syracuse, 11/28/14
3FG %	1.000 (3-3) at Alabama, 1/8/15
FT	4 at Southern Cal, 11/25/13
FTA	4, 4x, last vs. Georgia, 2/27/14
FT %	1.000 (4-4) at Southern Cal, 11/25/13
Reb	8 at Mississippi State, 2/6/14
Off Reb	3, 2x, last vs. CSU Northridge, 3/23/14
Stl	3 vs. Southern Cal, 11/15/14
Asst	10 vs. Savannah State, 12/14/14
Min	31 vs. Vanderbilt, 1/5/14

Khadijah Sessions

Pts	19 vs. Auburn, 2/3/13
FG	6, 2x, last vs. Seton Hall, 11/17/13
FGA	15 at Missouri, 2/28/13
FG %	.800 (4-5) vs. Alabama, 3/7/13
3FG	3, 3x, last vs. Kentucky, 1/11/15
3FGA	6, 3x, last vs. Kentucky, 1/11/15
3FG %	1.00 (3-3) at Kentucky, 2/20/14
FT	8 vs. Auburn, 2/3/13
FTA	12 vs. Missouri, 2/2/14
FT %	1.00 (5-5) at Kentucky, 2/20/14
Reb	6 vs. Clemson, 11/20/14
Off Reb	3 at Missouri, 2/28/13
Stl	4, 7x, last at Alabama, 1/8/15
Asst	8 vs. NC Central, 12/1/14
Min	37 at Southern Cal, 11/25/13

Aleighsa Welch

Pts	23 vs. N. Carolina, 12/18/13
FG	10 at Kentucky, 2/20/14
FGA	19 at Tennessee, 3/2/14
FG %	1.000 (6-6), 2x, last vs. Auburn, 1/2/15
FT	10 at Xavier, 11/30/11
FTA	15 at Xavier, 11/30/11
FT %	1.00 (4-4) at Seton Hall, 12/2/12
Reb	17 vs. C. of Charleston, 11/14/13
Off Reb	8, 6x, last at Texas A&M, 1/16/14
Def Reb	10, 2x, last at Missouri, 1/15/15
Blk	5, 2x, last at Kentucky, 2/20/14
Stl	3, 4x, last at Clemson, 11/20/13
Asst	5 vs. Savannah State, 12/28/13
Min	43 at Texas A&M, 1/6/14

Jatarie White

Pts	11 vs. Clemson, 11/20/14
FG	5 vs. Clemson, 11/20/14
FGA	12 vs. Clemson, 11/20/14
FG %	.600 (3-5) vs. San Diego State, 11/23/14
FT	2 vs. Wisconsin, 11/27/14
FTA	3 vs. Wisconsin, 11/27/14
FT %	.667 (2-3) vs. Wisconsin, 11/27/14
Reb	6 vs. San Diego St., 11/23/14
Off Reb	3, 2x, last vs. Kentucky, 1/11/15
Def Reb	5 vs. San Diego St., 11/23/14
Min	22 vs. San Diego St., 11/23/14

A'ja Wilson

Pts	23 vs. Savannah State, 12/14/14
FG	8, 2x, last vs. Savannah State, 12/14/14
FGA	17 vs. Auburn, 1/2/15
FG %	.800 (8-10) vs. Savannah State, 12/14/14
FT	8 vs. NC Central, 12/1/14
FTA	10, 2x, last vs. Liberty, 12/21/14
FT %	.888 (8-9) vs. NC Central, 12/1/14
Reb	13 at LSU, 1/4/15
Off Reb	5 vs. NC Central, 12/1/14
Def Reb	10 at LSU, 1/4/15
Blk	3, 5x, last vs. Kentucky, 1/11/15
Stl	3, 4x, last vs. Central Michigan, 12/20/14
Asst	3, 2x, last at Alabama, 1/8/15
Min	28 vs. Kentucky, 1/11/15



DAWN STALEY

7th Season at South Carolina Virginia, 1992

When three-time Olympic gold medalist Dawn Staley took the reins of the University of South Carolina women's basketball program on May 10, 2008, the Gamecocks' stature immediately rose not just in the Southeastern Conference but on the national stage as well. Building on a foundation of hard work, defensive effort and a "team first" mentality, South Carolina began to realize those expectations in 2011-12. Three consecutive 25-win seasons were capped with the 2013-14 squad's 29-win effort that included the program's first SEC regular-season championship and No. 1 seed in the NCAA Tournament as well as the Gamecocks' second NCAA Sweet 16 appearance in three seasons.

In her 14 seasons as a head coach, Staley has amassed a 310-151 record, including her 138-71 slate in six seasons at South Carolina. She has led her teams to nine 20-win seasons, a total of 11 postseason appearances (two WNIT), highlighted by the Gamecocks' pair of Sweet 16 appearances and 14 weeks in the Associated Press top 10, including four in the top five. The future continues to brighten as the nation's top recruits make Columbia, S.C., a highly coveted destination. Consistently signing the top players in the state, Staley's 2014 group illustrated the seeds her staff had been sowing since its arrival as the No. 1 recruit in the class joined two other top-35 entries among the five-member class that was ranked No. 2 in the nation.

While her coaching career is blossoming, Staley is still recognized for her body of work as a one of the most decorated participants in United States women's basketball history. The Naismith Memorial Basketball Hall of Fame solidified her legacy with her enshrinement into the Hall as part of the Class of 2013. The Phoenix Club of Philadelphia established the Dawn Staley Award recognizing the nation's top guard in women's Division I basketball in 2013 as well. Staley was inducted into the Women's Basketball Hall of Fame as part of the Class of 2012 and was one of the final nominees for induction to the U.S. Olympic Hall of Fame the same year. In the summer of 2011, the WNBA recognized her as one of the league's "Top 15," honoring the most influential players in the league's history.

At the helm of the Gamecocks over the last six seasons, Staley has been named National Coach of the Year (2014, Basketball Times), Naismith National Coach of the Year Finalist (2014), SEC Coach of the Year (2014, Coaches and AP) and BCA Female Coach of the Year (2012). She has coached an All-American, 12 All-SEC selections, five SEC All-Freshman team selections, an SEC Player of the Year, an SEC Sixth Player of the Year, an SEC Defensive Player of the Year and two SEC Freshmen of the Year. South Carolina's 29 wins in 2013-14 were one shy of the overall school record, breaking the best mark since joining the SEC of 25 set in 2011-12 and tied in 2012-13. The Gamecocks have won more SEC games than the season before in each of Staley's last five seasons, and her 52 SEC victories are more than any other Gamecock coach and account for 44.8 percent of the program's total 116 league wins. She has helped the Gamecocks to three of the program's four top-four finishes in the SEC, including the first regular-season championship in 2013-14. Her 97 overall wins in the last four seasons marks the most successful four-year stretch in program history.

HEAD COACH

Coaching Highlights

College

- 9 NCAA Tournament Appearances (3 at South Carolina)
- 9 20-Win Seasons (3 at South Carolina)
- 2 Regular-Season Conference Titles (SEC 2014; A-10 2008)
- Naismith National Coach of the Year Finalist (2014)
- Basketball Times National Coach of the Year (2014)
- Two-time WBCA Region Coach of the Year (Region 3 2014; Region 1 2005)
- Three-time Conference Coach of the Year (SEC 2014; A-10 2004, 2005)

USA Basketball

- Senior National Team Asst. Coach (2006-08, 2014) – FIBA World Championship gold medal (2014), Beijing Olympics gold medal (2008), FIBA Americas Championship gold medal (2007), FIBA World Championship bronze medal (2006)
- U18 National Team Head Coach – FIBA U18 Americas Championship gold medal (2014)
- Select Team Court Coach (Summer 2012)

Playing Highlights

U.S. Professional – 11 seasons

- Five-time WNBA All-Star (2001, 2002, 2003, 2005, 2006)
- Two-time ABL All-Star (1997, 1998)
- WNBA All-Decade Team

USA Basketball

- Three-time Olympic gold medalist (1996, 2000, 2004)
- Flag bearer for U.S. in Olympic Games Opening Ceremony (2004)
- Two-time USA Basketball Female Athlete of the Year (1994, 2004)

College – Virginia (1989-92)

- Three-time Kodak All-America (1990, 1991, 1992)
- Honda-Broderick Cup Award for Collegiate Female Athlete of the Year (1991)
- Two-time ACC Player of the Year (1991, 1992)
- NCAA Tournament Most Outstanding Player (1991)

Other Notables

- Naismith Memorial Basketball Hall of Fame, Class of 2013
- Order of the Palmetto Recipient (2013)
- Women's Basketball Hall of Fame, Class of 2012

Year-by-Year Coaching Record

Year	School	Record	Conf. Rec.	Conf. Finish	Postseason
2000-01	Temple	19-11	11-5	2nd East	WNIT
2001-02	Temple	20-11	12-4	2nd East	A-10 Tourn. Champ./NCAA 1st Round
2002-03	Temple	14-15	9-7	2nd East	
2003-04	Temple	21-10	14-2	1st East	A-10 Tourn. Champ./NCAA 1st Round
2004-05	Temple	28-4	16-0	1st East*	A-10 Tourn. Champ./NCAA 2nd Round
2005-06	Temple	24-8	12-4	3rd	A-10 Tourn. Champ./NCAA 1st Round
2006-07	Temple	25-8	13-1	2nd	NCAA 2nd Round
2007-08	Temple	21-13	12-2	T-1st	NCAA 1st Round
2008-09	South Carolina	10-18	2-12	11th	
2009-10	South Carolina	14-15	7-9	T-7th	
2010-11	South Carolina	18-15	8-8	T-5th	WNIT 2nd Round
2011-12	South Carolina	25-10	10-6	T-4th	NCAA Sweet 16
2012-13	South Carolina	25-8	11-5	T-4th	NCAA 2nd Round
2013-14	South Carolina	29-5	14-2	1st	NCAA Sweet 16
2014-15	South Carolina	16-0	4-0		
Career	15th season	310-151	156-67		
At SC	7th season	138-71	57-42		



ALAINA COATES

6-4 • Sophomore • Center
Irmo, S.C. • Dutch Fork

- Named to the Naismith Trophy Top 50 Watch List, one of four centers selected
- Has started five games this season
- Is fifth in the SEC in rebounds and 18th in scoring ... also among the league's top 15 in blocks (6th, 1.5/gm), offensive rebounds (11th, 2.9/gm) and free throw percentage (13th)
- Has seven double-doubles this season, most in the SEC and 32nd in the nation
- Has scored in double figures 11 times and posted double-digit rebounds eight times, including seven of the last nine games
- Has been the team's top scorer twice – Southern Cal, at Alabama
- Has led team in rebounds eight times – Southern Cal, Clemson, Wisconsin, Charlotte, at Duke, Savannah State, at Hampton, Auburn
- Hit all six of her free throw attempts in final 2:00 at Missouri (Jan. 15) to seal Gamecocks' win
- Grabbed a pair of rebounds during game-changing 5-0 run midway through second half of win over #10/11 Kentucky (Jan. 11)
- Scored eight points in a 13-2 first-half run that broke open the game at Alabama (Jan. 8)
- Reeled in season-high 14 rebounds in SEC opener against Auburn (Jan. 2) with seven in each half en route to seventh double-double of the season
- Posted third-straight double-double in game against Central Michigan (Dec. 20), including 12 points in the second half
- After just six minutes of first-half play at Hampton (Dec. 17), posted 12 points and nine rebounds to hold off Lady Pirates in the second half en route to second-straight double-double
- Grabbed six of her team-high 10 rebounds at #9/8 Duke (Dec. 7) in the second half, including two defensive in the critical final two minutes of the comeback win
- Responded to coming off the bench against Charlotte (Dec. 4) with a double-double and a career-high three assists in 23 minutes
- Shook off slow start vs. Clemson (Nov. 20) to finish with 12 points and 10 rebounds – eight points and seven rebounds of which came in second half
- Drew start in season opener vs. Southern Cal (Nov. 15) and delivered a double-double (18 pts/13 rebs), the 11th of her career ... scored six unanswered points late in first half against Trojans to help Gamecocks take lead into halftime

#41

Career Highlights

- No. 25 Player in the Nation, espnW (2014-15)
- 2015 Naismith Trophy Top 50 Watch List
- 2015 Preseason All-SEC
- 2014 SEC Co-6th Player of the Year (Coaches)
- 2014 SEC Freshman of the Year (Coaches, AP)
- 2014 Freshman All-America First Team (Full Court)
- 2014 SEC All-Freshman Team
- 2014 All-SEC Second Team (Coaches)
- 5-time SEC Freshman of the Week

	Season	Career	Miscellaneous
Double-Double	7	17	
20+ Points	2	8	
10+ Points	11	34	
10+ Rebounds	8	19	
5+ Blocks	0	2	
Tm-High Points	2	9	
Tm-High Rebs.	8	26	

		Career Highs
Pts	24, 2x, last vs. Ole Miss, 1/30/14	
Rebs.	17 vs. Kentucky, 1/9/14	
Blks	5, 2x, last vs. Florida, 2/23/14	
Stls	3 at LSU, 2/16/14	
Assts	3 vs. Charlotte, 12/4/14	
Min.	30 vs. Southern Cal, 11/15/14	
FG	11 vs. Vanderbilt, 1/5/14	
FT	11 at San Diego St., 11/23/13	

		14-15 Season Highs
Pts	20, 2x, last at Alabama, 1/8	
Rebs.	14 vs. Auburn, 1/2	
Blks	3, 2x, last at Alabama, 1/8	
Stls	2 at Duke, 12/7	
Assts	3 vs. Charlotte, 12/4	
Min.	30 vs. Southern Cal, 11/15	
FG	7, 3x, last at Alabama, 1/8	
FT	7, 3x, last at Missouri, 1/15	

		SEC Career Highs
Pts	24, 2x, last vs. Ole Miss, 1/30/14	
Rebs.	17 vs. Kentucky, 1/9/14	
Blks	5, 2x, last vs. Florida, 2/23/14	
Stls	3 at LSU, 2/16/14	
Assts	2 at Tennessee, 3/2/14	
Min.	28 vs. Vanderbilt, 1/5/14	
FG	11 vs. Vanderbilt, 1/5/14	
FT	8, 2x, last vs. Georgia, 2/27/14	

2014-15 Game-by-Game													
Opponent	Date	GS	MIN	FG-A	3FG-A	FT-A	Reb	A	TO	B	S	TP	
Southern Cal	11/15	*	30	6-8	0-0	6-6	4-9-13	0	1	2	0	18	
Clemson	11/20	*	20	4-10	0-0	4-7	4-6-10	2	0	2	0	12	
San Diego St.	11/23		18	5-8	0-0	0-1	2-3-5	0	1	0	0	10	
vs. Wisconsin	11/27	*	17	3-7	0-0	1-4	4-5-9	0	0	1	0	7	
vs. Syracuse	11/28	*	13	0-0	0-0	0-0	0-1-1	0	0	0	0	0	
NC Central	12/1	*	21	4-7	0-0	1-2	0-5-5	1	1	2	0	9	
Charlotte	12/4		23	4-7	0-0	7-10	5-8-13	3	1	2	0	15	
at Duke	12/7		22	2-6	0-0	3-5	3-7-10	0	1	1	2	7	
vs. Savannah St.	12/14		17	7-8	0-0	6-9	3-7-10	1	2	1	0	20	
at Hampton	12/17		21	4-9	0-0	4-6	3-10-13	0	4	3	0	12	
vs. C. Michigan	12/20		21	7-10	0-0	2-4	3-7-10	2	1	2	1	16	
vs. Liberty	12/21		24	2-10	0-0	7-8	4-2-6	2	1	1	1	11	
Auburn	1/2		20	3-4	0-0	5-9	5-9-14	0	0	1	1	11	
at LSU	1/4		14	2-2	0-0	3-4	1-3-4	0	3	2	0	7	
at Alabama	1/8		21	7-8	0-0	6-6	2-1-3	1	0	3	0	20	
Kentucky	1/11		21	1-5	0-0	1-2	3-3-6	0	1	2	1	3	
at Missouri	1/15		22	4-7	0-0	7-8	4-3-7	0	2	0	0	15	

Career Stats at South Carolina																									
Year	GP	GS	Min	Avg	FG	FGA	Pct	3FG	FGA	Pct	FT	FTA	Pct	Off	Def	Tot	Avg	PF	FO	A	TO	Blk	Stl	Pts	Avg
2013-14	34	1	668	19.6	148	242	.612	0	0	—	121	185	.654	82	203	285	8.4	83	1	11	57	73	17	417	12.3
2014-15	17	5	345	20.3	65	116	.560	0	0	—	63	91	.692	50	89	139	8.2	22	0	12	19	25	6	193	11.4
Career Totals	51	6	1013	19.9	213	358	.595	0	0	—	184	276	.667	132	292	424	8.3	105	1	23	76	98	23	610	12.0



BIANCA CUEVAS

5-6 • Freshman • Guard
Bronx, N.Y. • Nazareth Regional

- Played in every game this season
- Has scored in double figures four times
- Has led team in assists twice – San Diego State, vs. Central Michigan
- Shooting 85.7 percent (12-of-14) from free throw line in league play
- Added three free throws to the late-game effort in win at Missouri (Jan. 15)
- Scored six of her 10 points against Auburn (Jan. 2) during 14-4 first-half run and added three during second-half rally after Tigers got within eight points with 12 minutes to play
- Dished out three of her four assists in just 10 minutes of first-half action against Central Michigan (Dec. 20)
- Scored eight of her 12 points at Hampton (Dec. 17) in the second half, including a pair of 3s during key run late in the game
- Swiped four steals against Savannah State (Dec. 14), including three in a two-minute span midway through the first half to help Gamecocks build an insurmountable lead
- Handed out five assists against NC Central (Dec. 1), her second time this season
- Posted 11 points against San Diego State (Nov. 23) while leading team with five assists and four steals as well
- Strong outing against Clemson (Nov. 20) with no turnovers and a pair of 3s
- Came off the bench to play five minutes against Southern Cal (Nov. 15)

2014-15 Game-by-Game

Opponent	Date	GS	MIN	FG-A	3FG-A	FT-A	Reb	A	TO	B	S	TP
Southern Cal	11/15	5	0-3	0-2	0-1	0-1-1	0	1	0	1	0	0
Clemson	11/20	17	4-10	2-6	0-0	1-2-3	2	0	0	2	10	10
San Diego St.	11/23	17	4-6	1-3	2-2	0-3-3	5	1	0	4	11	11
vs. Wisconsin	11/27	14	1-5	0-2	0-0	1-0-1	1	0	0	0	2	2
vs. Syracuse	11/28	9	0-4	0-3	0-0	0-0-0	0	0	0	0	0	0
NC Central	12/1	20	1-4	1-4	1-2	0-1-1	5	1	2	3	4	4
Charlotte	12/4	6	0-2	0-0	0-0	0-1-1	1	1	0	0	0	0
at Duke	12/7	3	0-0	0-0	0-0	0-0-0	0	2	0	1	0	0
vs. Savannah St.	12/14	18	4-7	0-1	1-1	0-1-1	0	3	0	4	9	9
at Hampton	12/17	19	5-6	2-3	0-0	0-1-1	1	2	0	1	12	12
vs. C. Michigan	12/20	18	1-7	0-4	0-0	1-0-1	4	1	0	2	2	2
vs. Liberty	12/21	17	2-4	1-2	1-2	0-1-1	3	1	0	1	6	6
Auburn	1/2	20	4-8	0-2	2-3	0-0-0	1	2	1	1	10	10
at LSU	1/4	18	2-8	1-4	3-3	0-1-1	2	2	0	2	8	8
at Alabama	1/8	15	1-5	1-4	4-4	1-2-3	3	0	0	0	7	7
Kentucky	1/11	5	1-3	0-0	0-0	0-0-0	0	1	0	0	2	2
at Missouri	1/15	15	1-5	0-0	3-4	1-1-2	1	1	0	1	5	5

Career Stats at South Carolina

Year	GP	GS	Min	Avg	FG	FGA	Pct	3FG	FGA	Pct	FT	FTA	Pct	Off	Def	Tot	Avg	PF	FO	A	TO	Blk	Stl	Pts	Avg
2014-15	17	0	236	13.9	31	87	.356	9	40	.225	17	22	.773	5	15	20	1.2	22	0	29	19	3	23	88	5.2

#1

Career Highlights

No. 35 recruit in 2014 class (espnW)
2014 High School All-America (McDonald's)

	Season	Career	Miscellaneous
10+ Points	4	4	
5+ Assists	2	2	
5+ Steals	0	0	
Tm-High Pts.	0	0	
Tm-High Assts.	2	2	

		Career Highs
Pts 12 at Hampton, 12/17/14	
Rebs 3, 3x, last at Alabama, 1/8/15	
Stls 4, 2x, last vs. Sav. St., 12/14/14	
Assts 5, 2x, last vs. NC Central, 12/1/14	
Blks 2 vs. NC Central, 12/1/14	
Min 20, 2x, last vs. Auburn, 1/2/15	
FG 5 at Hampton, 12/17/14	
3FG 2, 2x, last at Hampton, 12/17/14	
FT 4 at Alabama, 1/8/15	

		SEC Career Highs
Pts 10 vs. Auburn, 1/2/15	
Rebs 3 at Alabama, 1/8/15	
Blks 1 vs. Auburn, 1/2/15	
Stls 2 at LSU, 1/4/15	
Assts 3 at Alabama, 1/8/15	
Min 20 vs. Auburn, 1/2/15	
FG 4 vs. Auburn, 1/2/15	
3FG 1, 2x, last at Alabama, 1/8/15	
FT 4 at Alabama, 1/8/15	



TIFFANY DAVIS

5-7 • Sophomore • Guard
Houston, Texas • Westbury Christian

- Has played in 12 games this season
- Scored a season-high four points in just four minutes at Alabama (Jan. 8), hitting a 3 for the second time in as many games
- Draining a 3 from the top of the key as the shot clock was winding down to hold off Lady Tigers' rally late in first half at LSU (Jan. 4)
- Tied season high with three points, all on free throws, against Savannah State (Dec. 14)
- Made her season debut against Clemson (Nov. 20), hitting a second-half 3 and handing out a pair of assists in just eight minutes.

#15

	Season	Career
10+ Points	0	1
5+ Assists	0	0
5+ Steals	0	1
Tm-High Pts.	0	0
Tm-High Assts.	0	0

Miscellaneous

Pts	11 vs. Ole Miss, 1/30/14
Rebs	6 at Arkansas, 1/2/14
Blks	1 vs. Charleston Southern, 11/8/13
Stls	5 vs. Elon, 11/9/12
Assts	3, 4x, last vs. SC State, 12/22/13
Min	30 at Arkansas, 1/2/14
FG	3 vs. Savannah State, 12/28/13
3FG	2, 3x, last vs. Ole Miss, 1/30/14
FT	5 vs. Ole Miss, 1/30/14

Career Highs

Pts	4 at Alabama, 1/8
Rebs	3 at LSU, 1/4
Blks	
Stls	
Assts	2, 2x, last at LSU, 1/4
Min	11 at LSU, 1/4
FG	1, 4x, last at Alabama, 1/8
3FG	1, 3x, last at Alabama, 1/8
FT	3 vs. Sav. St., 12/14

14-15 Season Highs

Pts	11 vs. Ole Miss, 1/30/14
Rebs	6 at Arkansas, 1/2/14
Blks	2 vs. Ole Miss, 1/30/14
Stls	
Assts	2, 4x, last at LSU, 1/4/15
Min	30 at Arkansas, 1/2/14
FG	2, 2x, last at Miss. St., 2/6/14
3FG	2 vs. Ole Miss, 1/30/14
FT	5 vs. Ole Miss, 1/30/14

SEC Career Highs

2014-15 Game-by-Game

Opponent	Date	GS	MIN	FG-A	3FG-A	FT-A	Reb	A	TO	B	S	TP
Southern Cal	11/15											
Clemson	11/20											
San Diego St.	11/23	8	0-3	0-2	0-1	2-0-2	1	2	0	0	0	3
vs. Wisconsin	11/27	6	1-2	0-1	0-0	0-0-0	0	1	0	0	0	2
vs. Syracuse	11/28											
NC Central	12/1	6	0-1	0-1	0-0	0-1-1	1	0	0	0	0	0
Charlotte	12/4											
at Duke	12/7											
vs. Savannah St.	12/14	10	0-0	0-0	3-4	0-1-1	1	0	0	0	0	3
at Hampton	12/17	3	0-0	0-0	0-0	0-1-1	0	2	0	0	0	0
vs. C. Michigan	12/20	4	0-0	0-0	0-0	0-0-0	0	0	0	0	0	0
vs. Liberty	12/21	5	0-0	0-0	0-0	1-0-1	0	0	0	0	0	0
Auburn	1/2	1	0-0	0-0	0-0	0-0-0	0	0	0	0	0	0
at LSU	1/4	11	1-1	1-1	0-0	0-3-3	2	3	0	0	0	3
at Alabama	1/8	4	1-1	1-1	1-2	1-0-1	0	0	0	0	0	4
Kentucky	1/11	1	0-0	0-0	0-0	0-0-0	0	0	0	0	0	0
at Missouri	1/15											

Career Stats at South Carolina

Year	GP	GS	Min	Avg	FG	FGA	Pct	3FG	FGA	Pct	FT	FTA	Pct	Off	Def	Tot	Avg	PF	FO	A	TO	Blk	Stl	Pts	Avg
2012-13	3	0	40	13.3	4	8	.500	1	4	.250	3	4	.750	1	3	4	1.3	2	0	4	2	0	5	12	4.0
2013-14	32	7	356	11.1	23	59	.390	12	30	.400	19	26	.731	5	27	32	1.0	29	0	29	40	1	4	77	2.4
2014-15	12	0	67	5.6	4	10	.400	3	8	.375	4	7	.571	4	7	11	0.9	4	0	7	8	0	0	15	1.3
Career Totals	47	7	463	9.9	31	77	.403	16	42	.381	26	37	.703	10	37	47	1.0	35	0	40	50	1	9	104	2.2



ASIA DOZIER

6-0 • Junior • Guard/Forward
Columbia, S.C. • Spring Valley

- Voted team captain
- Has played in every game, joining the starting lineup against Charlotte (Dec. 4)
- Ranks 11th in the league with 1.4 made 3s per SEC game
- Has led team in assists three times – vs. Wisconsin, vs. Liberty, Auburn
- Has led team in scoring one time – at Duke
- Has scored in double figures three times
- Buried a clutch 3 from the top of the key after Missouri (Jan. 15) had pulled within two points in the second half
- Hit a 3 from the right corner midway through second half against Kentucky (Jan. 11) to allow Gamecocks to hold the lead
- Single-handedly held off the Crimson Tide for first four minutes at Alabama (Jan. 8), scoring eight of her SEC career-high 15 points to keep the game tied early ... best shooting game of the season, hitting 6-of-8 from the field, including 3-of-5 from 3-point range
- Tied for team-high honors with four assists against Auburn (Jan. 2), improving her career record as team's assist leader to 13-0, and hit early 3 to spark first-half offense
- Played solid all-around game against Liberty (Dec. 21), turning just 17 minutes on the floor into four rebounds, team-high four assists and three points
- Scored all of her team-high 11 points at #9/8 Duke (Dec. 7) in the second half of the comeback victory
- Made her first start of the season against Charlotte (Dec. 4) and struggled shooting the ball, but was solid defensively and handed out three assists
- Hit a 3 from the top of the arc to put the Gamecocks ahead of #22/22 Syracuse (Nov. 28) with under two minutes to play, her only points of the night
- Hit 3-of-5 from the field and handed out four assists in just 15 minutes against Wisconsin (Nov. 27)
- Dished out four assists in just 16 minutes against San Diego State (Nov. 23)
- Handed out four assists against Clemson in just 16 minutes (Nov. 20)

#31

	Season	Career
10+ Points	3	12
10+ Rebounds	0	1
5+ Assists	0	8
Tm-High Pts.	1	2
Tm-High Assts.	3	13

Miscellaneous

Pts 16, 2x, last at San Diego St., 11/23/13
Rebs10 vs. Elon, 11/9/12
Blks 1, 12x, last at Hampton, 12/17/14
Stls2, 6x, last vs. NC Central, 12/1/14
Assts6, 2x, last vs. Georgia, 3/7/14
Min 40 at Arkansas, 1/2/14
FG6, 2x, last at Alabama, 1/8/15
3FG 4 at San Diego St., 11/23/13
FT 4, 2x, last vs. Oregon St., 3/25/14

Career Highs

Pts 15 at Alabama, 1/8
Rebs4, 2x, last vs. Kentucky, 1/11
Blks1, 2x, last vs. Kentucky, 1/11
Stls 2, 2x, last at Alabama, 1/8
Assts 4, 5x, last vs. Auburn, 1/2
Min 30 at Missouri, 1/15
FG6 at Alabama, 1/8
3FG 3, 2x, last at Alabama, 1/8
FT 1, 2x, last at Duke, 12/7

14-15 Season Highs

Pts15 at Alabama, 1/8/15
Rebs 6, 2x, last vs. Florida, 2/23/14
Blks 1, 7x, last vs. Kentucky, 1/11/15
Stls2 at Alabama, 1/8/15
Assts6, 2x, last vs. Georgia, 3/7/14
Min 40 at Arkansas, 1/2/14
FG6 at Alabama, 1/8/15
3FG3, 2x, last at Alabama, 1/8/15
FT2, 3x, last vs. Missouri, 2/2/14

SEC Career Highs

2014-15 Game-by-Game

Opponent	Date	GS	MIN	FG-A	3FG-A	FT-A	Reb	A	TO	B	S	TP
Southern Cal	11/15		14	0-3	0-2	0-0	0-0-0	1	2	0	0	0
Clemson	11/20		16	1-2	1-2	0-0	0-1-1	4	0	0	0	3
San Diego St.	11/23		16	2-3	1-2	0-1	0-0-0	4	1	0	1	5
vs. Wisconsin	11/27		15	3-5	1-2	0-0	0-0-0	4	1	0	0	7
vs. Syracuse	11/28		7	1-1	1-1	0-0	0-0-0	1	0	0	0	3
NC Central	12/1		16	5-6	3-4	1-1	0-0-0	1	1	0	2	14
Charlotte	12/4	*	18	0-4	0-3	0-0	0-0-0	3	1	0	1	0
at Duke	12/7	*	22	4-7	2-5	1-2	0-0-0	0	2	0	1	11
vs. Savannah St.	12/14	*	15	0-2	0-1	0-0	0-0-0	2	0	0	0	0
at Hampton	12/17	*	17	1-5	1-4	0-0	0-0-0	2	1	1	0	3
vs. C. Michigan	12/20	*	22	2-6	0-2	0-0	0-1-1	2	1	0	1	4
vs. Liberty	12/21	*	17	1-2	1-2	0-0	1-3-4	4	0	0	1	3
Auburn	1/2	*	16	2-6	1-3	0-0	0-0-0	4	2	0	1	5
at LSU	1/4	*	12	1-3	1-3	0-0	0-0-0	1	1	0	0	3
at Alabama	1/8	*	24	6-8	3-5	0-0	0-2-2	2	1	0	2	15
Kentucky	1/11	*	16	2-7	1-4	0-0	0-4-4	2	2	1	0	5
at Missouri	1/15	*	30	1-5	1-4	0-0	0-3-3	0	1	0	0	3

Career Stats at South Carolina

Year	GP	GS	Min	Avg	FG	FGA	Pct	3FG	FGA	Pct	FT	FTA	Pct	Off	Def	Tot	Avg	PF	FO	A	TO	Blk	Stl	Pts	Avg
2012-13	31	0	398	12.8	28	134	.209	16	91	.176	11	24	.458	19	42	61	2.0	35	1	25	20	4	8	83	2.7
2013-14	34	32	911	26.8	72	211	.341	33	103	.320	28	44	.636	18	77	95	2.8	63	0	92	68	7	21	205	6.0
2014-15	17	11	293	17.2	32	75	.427	18	49	.367	2	4	.500	1	14	15	0.9	12	0	38	17	2	10	84	4.9
Career Totals	82	43	1602	19.5	132	420	.314	67	243	.276	41	72	.569	38	133	171	2.1	110	1	155	105	13	39	372	4.5



KAYDRA DUCKETT

5-8 • Freshman • Guard
Columbia, S.C. • Dreher

- Has played in nine games this season
- Made her SEC debut at LSU (Jan. 4)
- Grabbed four rebounds in just seven minutes off the bench against Savannah State (Dec. 14)
- Scored first career points against NC Central (Dec. 1)
- Made her college debut against Clemson (Nov. 20), but was limited to three minutes with an ankle injury

2014-15 Game-by-Game

Opponent	Date	GS	MIN	FG-A	3FG-A	FT-A	Reb	A	TO	B	S	TP
Southern Cal	11/15											
Clemson	11/20	3	0-0	0-0	0-0-0	1	0	0	0	0	0	0
San Diego St.	11/23											
vs. Wisconsin	11/27	2	0-0	0-0	0-0-0	0	0	0	0	0	0	0
vs. Syracuse	11/28											
NC Central	12/1	4	1-1	0-0	0-1-1	0	1	0	1	0	1	2
Charlotte	12/4	1	0-0	0-0	0-0-0	0	0	0	0	0	0	0
at Duke	12/7											
vs. Savannah St.	12/14	7	0-3	0-0	2-2	2-2-4	1	0	1	0	0	2
at Hampton	12/17											
vs. C. Michigan	12/20	1	0-0	0-0	0-1-1	0	0	1	0	0	0	0
vs. Liberty	12/21	4	0-1	0-0	0-0-0	0	0	0	1	0	0	0
Auburn	1/2											
at LSU	1/4	1	0-0	0-0	0-0-0	0	0	0	0	0	0	0
at Alabama	1/8	4	0-0	0-0	0-1-1	0	0	0	0	0	0	0
Kentucky	1/11											
at Missouri	1/15											

Career Stats at South Carolina

Year	GP	GS	Min	Avg	FG	FGA	Pct	3FG	FGA	Pct	FT	FTA	Pct	Off	Def	Tot	Avg	PF	FO	A	TO	Blk	Stl	Pts	Avg
2014-15	9	0	27	3.0	1	5	.200	0	0	—	2	2	1.00	2	5	7	0.8	2	0	2	1	2	2	4	0.4

#3

Career Highlights

No. 32 recruit in 2014 class (espnW)
2014 High School All-America (McDonald's)

	Season	Career	Miscellaneous
10+ Points	0	0	
5+ Assists	0	0	
5+ Steals	0	0	
Tim-High Pts.	0	0	
Tim-High Assts.	0	0	

	Career Highs
Pts	2, 2x, last vs. Sav. St., 12/14/14
Rebs.....	4 vs. Savannah St., 12/14/14
Blks	1, 2x, last vs. C. Michigan, 12/20/14
Stls.....	1, 2x, last vs. Liberty, 12/21/14
Assts	1, 2x, last vs. Sav. St., 12/14/14
Min.....	7 vs. Savannah St., 12/14/14
FG	1 vs. NC Central, 12/1/14
3FG	
FT.....	2 vs. Savannah St., 12/14/14

	SEC Highs
Pts	
Rebs.....	1 at Alabama, 1/8/15
Blks	
Stls.....	
Assts	
Min.....	4 at Alabama, 1/8/15
FG	
FT.....	



INDIA FARMER

6-0 • Sophomore • Forward
N. Myrtle Beach, S.C. • N. Myrtle Beach

- Has played in 11 games this season
- Scored first point of the season with a free throw against San Diego State (Nov. 23)
- Made season debut vs. Clemson (Nov. 20)

#0

	Season	Career	Miscellaneous
10+ Points	0	0	
10+ Rebounds	0	0	
5+ Blocks	0	0	
Tm-High Pts.	0	0	
Tm-High Rebs.	0	0	

		Career Highs
Pts	3, 2x, last vs. Alabama, 1/19/14	
Rebs	3 vs. NC Central, 12/2/13	
Blks	1, vs. Savannah State, 12/28/13	
Stls		
Assts		
Min	11 vs. NC Central, 12/2/13	
FG	1, 2x, last vs. Alabama, 1/19/14	
3FG	1, 2x, last vs. Alabama, 1/19/14	
FT	1 vs. San Diego State, 11/23/14	

		14-15 Season Highs
Pts	1, 2x, last vs. Sav. St., 12/14	
Rebs	2, 2x, last vs. Sav. St., 12/14	
Blks		
Stls		
Assts		
Min	4, 4x, last at Alabama, 1/8	
FG		
3FG		
FT	1, 2x, last vs. Sav. St., 12/14	

		SEC Career Highs
Pts	3 vs. Alabama, 1/19/14	
Rebs	1, 4x, last at Alabama, 1/8/15	
Blks		
Stls		
Assts		
Min	4 at Alabama, 1/8/15	
FG	1 vs. Alabama, 1/19/14	
3FG		
FT		

2014-15 Game-by-Game

Opponent	Date	GS	MIN	FG-A	3FG-A	FT-A	Reb	A	TO	B	S	TP
Southern Cal	11/15											
Clemson	11/20	4	0-0	0-0	0-0	1-0-1	0	0	0	0	0	1
San Diego St.	11/23	3	0-0	0-0	1-2	0-0-0	0	0	0	0	0	1
vs. Wisconsin	11/27	2	0-0	0-0	0-0	0-0-0	0	0	0	0	0	0
vs. Syracuse	11/28											
NC Central	12/1	2	0-0	0-0	0-0	1-1-2	0	0	0	0	0	0
Charlotte	12/4	2	0-0	0-0	0-0	0-0-0	0	1	0	0	0	0
at Duke	12/7											
vs. Savannah St.	12/14	4	0-2	0-2	1-2	1-1-2	0	0	0	0	0	1
at Hampton	12/17											
vs. C. Michigan	12/20	1	0-0	0-0	0-0	0-0-0	0	0	0	0	0	0
vs. Liberty	12/21	4	0-0	0-0	0-0	0-0-0	0	0	0	0	0	0
Auburn	1/2	2	0-0	0-0	0-0	0-1-1	0	0	0	0	0	0
at LSU	1/4	2	0-0	0-0	0-0	0-0-0	0	0	0	0	0	0
at Alabama	1/8	4	0-1	0-0	0-0	1-0-1	0	0	0	0	0	0
Kentucky	1/11											
at Missouri	1/15											

Career Stats at South Carolina

Year	GP	GS	Min	Avg	FG	FGA	Pct	3FG	FGA	Pct	FT	FTA	Pct	Off	Def	Tot	Avg	PF	FO	A	TO	Blk	Stl	Pts	Avg
2013-14	18	0	48	2.7	2	7	.286	2	4	.500	0	0	—	2	4	6	0.3	4	0	0	1	1	0	6	0.3
2014-15	11	0	30	2.7	0	3	.000	0	2	.000	2	4	.500	4	3	7	0.6	1	0	0	1	0	0	2	0.2
Career Totals	29	0	78	2.7	2	10	.200	2	6	.333	2	4	.500	6	7	13	0.5	5	0	0	2	1	0	8	0.3



OLIVIA GAINES

5-7 • Senior • Guard
Chester, S.C. • Louisburg College (N.C.)

- Has played in all but one contest this season, notching one start (San Diego State)
- Averaging 16.0 minutes per SEC game, providing great defensive pressure when Gamecocks want to change their tempo
- Tied her SEC career high with three assists at Alabama (Jan. 8)
- Saw a season-high 19 minutes at LSU (Jan. 4) dishing out all three of her assists in the first half while Sessions was out with foul trouble
- Was integral to 10-0 second-half run that stopped Auburn (Jan. 2) from coming back after pulling within eight with 12 minutes to play, scoring the first and last points of the spurt in addition to usual defensive pressure
- Matched her career high with three steals against Liberty (Dec. 21), all in the second half, while also handing out three assists in the final 20 minutes of action
- Picked up two steals in just one minute of high-pressure defense at #9/8 Duke (Dec. 7), including the one with 12 seconds left and the Gamecocks down by one, then called a timeout to set up the winning play
- Handed out three assists in just 12 minutes against Wisconsin (Nov. 27)
- Drew her second career start against San Diego State (Nov. 23), picking up a pair of steals
- Came off the bench for one minute of high-pressure defense late in the opener against Southern Cal (Nov. 15)

2014-15 Game-by-Game

Opponent	Date	GS	MIN	FG-A	3FG-A	FT-A	Reb	A	TO	B	S	TP
Southern Cal	11/15	1	0-0	0-0	0-0	0-0-0	0	0	0	0	0	0
Clemson	11/20	10	0-4	0-0	0-0	3-2-5	2	2	0	1	0	0
San Diego St.	11/23 *	16	0-2	0-0	0-0	1-1-2	1	2	0	2	0	0
vs. Wisconsin	11/27	12	0-1	0-0	0-0	0-1-1	3	0	0	2	0	0
vs. Syracuse	11/28	2	0-0	0-0	0-0	0-0-0	0	0	0	0	0	0
NC Central	12/1	7	2-3	0-0	0-0	0-1-1	0	1	0	0	4	0
Charlotte	12/4	1	0-0	0-0	0-0	0-0-0	0	0	0	0	0	0
at Duke	12/7	1	0-0	0-0	0-0	0-0-0	0	0	0	2	0	0
vs. Savannah St.	12/14	15	0-3	0-0	2-2	2-2-4	1	0	0	0	2	0
at Hampton	12/17	6	0-0	0-0	0-0	0-0-0	0	0	0	0	0	0
vs. C. Michigan	12/20	9	1-2	0-0	0-0	1-1-2	0	0	0	0	2	0
vs. Liberty	12/21	14	1-5	0-1	0-0	0-1-1	3	1	0	3	2	0
Auburn	1/2	16	1-1	0-0	1-2	0-1-1	1	1	0	1	3	0
at LSU	1/4	19	1-3	0-0	0-0	0-0-0	3	1	0	2	2	0
at Alabama	1/8	13	1-2	0-1	0-0	1-0-1	3	0	0	0	2	0
Kentucky	1/11	— DNP (Coach's Decision) —										
at Missouri	1/15	2	0-0	0-0	0-0	0-0-0	0	0	0	0	0	0

Career Stats at South Carolina

Year	GP	GS	Min	Avg	FG	FGA	Pct	3FG	FGA	Pct	FT	FTA	Pct	Off	Def	Tot	Avg	PF	FO	A	TO	Blk	Stl	Pts	Avg
2013-14	32	1	309	9.7	23	48	.479	1	2	.500	19	26	.731	12	31	43	1.3	32	0	34	14	3	20	66	2.1
2014-15	16	1	144	9.0	7	26	.269	0	2	.000	3	4	.750	8	10	18	1.1	16	0	17	8	0	13	17	1.1
Career Totals	48	2	453	9.4	30	74	.405	1	4	.250	22	30	.733	20	41	61	1.3	48	0	51	22	3	33	83	1.7

#2

Career Highlights

2013 WBCA JUCO Player of the Year
2013 NJCAA All-America

	Season	Career	Miscellaneous
10+ Points	0	0	
10+ Rebounds	0	0	
5+ Assists	0	1	
Tm-High Pts.	0	0	
Tm-High Assts.	0	1	

		Career Highs
Pts	7 vs. Savannah St., 12/28/13	
Rebs	5, 2x, last vs. Clemson, 11/20/14	
Blks	1, 3x, last vs. Florida, 2/23/14	
Stls	3, 2x, last vs. Liberty, 12/21/14	
Assts	5 vs. Charleston Southern, 11/8/13	
Min	23 vs. Alabama, 1/19/14	
FG	3 vs. Savannah St., 12/28/13	
3FG	1 at Texas A&M, 1/16/14	
FT	3 vs. Arkansas, 2/9/14	

		14-15 Season Highs
Pts	4 vs. NC Central, 12/1	
Rebs	5 vs. Clemson, 11/20	
Blks		
Stls	3 vs. Liberty, 12/21	
Assts	3, 4x, last at Alabama, 1/8	
Min	19 at LSU, 1/4	
FG	2 vs. NC Central, 12/1	
3FG		
FT	2 vs. Savannah St., 12/14	

		SEC Career Highs
Pts	5, 2x, last vs. Arkansas, 2/9/14	
Rebs	3 vs. Alabama, 1/19/14	
Blks	1 vs. Florida, 2/23/14	
Stls	2, 2x, last at LSU, 1/4/15	
Assts	3, 3x, last at Alabama, 1/8/15	
Min	23 vs. Alabama, 1/19/14	
FG	2, 3x, last vs. Florida, 2/23/14	
3FG	1 at Texas A&M, 1/16/14	
FT	3 vs. Arkansas, 2/9/14	



ELEM IBIAM

6-4 • Senior • Center
Fayetteville, Ga. • Fayette County

- Voted team captain for second time in her career (2013-14)
- Is second in school history with 149 career blocked shots, trailing only Lakesha Tolliver's record of 177 (2004-07)
- Has started every game this season, not missing a start since the first of her career in the 2013-14 season opener (51 games)
- Is 11th in the SEC in blocked shots per game (1.1)
- Has scored in double figures six times – all coming in the last 12 games – including one 20-point game
- Has led the team in rebounds once – vs. Central Michigan
- Put back an offensive rebound four minutes into the second half against #10/11 Kentucky (Jan. 11) to give Gamecocks their first lead since early in the 9:00 mark of the first half
- Posted nine of her 11 points against Auburn (Jan. 2) in the second half to help hold off the charging Tigers
- Scored her 11 points against Liberty (Dec. 21) efficiently, hitting 5-of-6 from the field
- Posted her second career double-double – first of this season – against Central Michigan (Dec. 20) in just 18 minutes on the court
- Pulled in four of her seven rebounds at Hampton (Dec. 17) on the offensive end.
- Netted career-high 21 points against Savannah State (Dec. 14), including four points during early run, five during late first-half spurt and first four points of the second half
- Dominated the opening minutes against Charlotte (Dec. 4), scoring six of the Gamecocks' first eight points en route to a perfect 7-of-7 shooting night – the second of her career tied for fourth-best perfect night in Colonial Life Arena history
- Was efficient in 20 minutes against NC Central (Dec. 1), hitting 4-of-5 from the field and blocking a season-high three shots
- Pulled down seven rebounds, including four offensive against Wisconsin (Nov. 27)

2014-15 Game-by-Game

Opponent	Date	GS	MIN	FG-A	3FG-A	FT-A	Reb	A	TO	B	S	TP
Southern Cal	11/15	*	22	2-3	0-0	1-2	2-4-6	0	0	1	1	5
Clemson	11/20	*	18	1-2	0-0	1-1	0-3-3	0	2	2	0	3
San Diego St.	11/23	*	14	1-3	0-0	2-2	1-1-2	0	0	0	1	4
vs. Wisconsin	11/27	*	17	4-6	0-0	0-0	4-3-7	0	3	2	1	8
vs. Syracuse	11/28	*	15	0-4	0-0	0-0	2-1-3	2	2	1	0	0
NC Central	12/1	*	20	4-5	0-0	2-5	1-3-4	0	0	3	0	10
Charlotte	12/4	*	19	7-7	0-0	2-3	1-2-3	1	1	0	0	16
at Duke	12/7	*	18	4-7	0-0	0-1	2-3-5	1	1	1	0	8
vs. Savannah St.	12/14	*	18	7-9	0-0	7-8	2-2-4	0	0	1	0	21
at Hampton	12/17	*	25	1-5	0-0	2-4	4-3-7	2	4	1	0	4
vs. C. Michigan	12/20	*	18	5-12	0-0	0-1	6-6-12	1	0	2	0	10
vs. Liberty	12/21	*	17	5-6	0-0	1-2	2-3-5	0	1	1	0	11
Auburn	1/2	*	19	5-8	0-0	1-2	2-0-2	0	1	1	0	11
at LSU	1/4	*	18	1-2	0-0	0-0	0-4-4	1	0	1	1	2
at Alabama	1/8	*	15	2-3	0-0	0-0	1-2-3	0	1	0	0	4
Kentucky	1/11	*	16	3-4	0-0	2-2	1-3-4	0	0	0	0	8
at Missouri	1/15	*	14	0-3	0-0	0-0	1-2-3	0	3	2	0	0

Career Stats at South Carolina

Year	GP	GS	Min	Avg	FG	FGA	Pct	3FG	FGA	Pct	FT	FIA	Pct	Off	Def	Tot	Avg	PF	FO	A	TO	Blk	Stl	Pts	Avg
2011-12	25	0	197	7.9	26	59	.441	0	1	.000	22	35	.629	34	40	74	3.0	33	0	4	16	17	2	74	3.0
2012-13	30	0	472	15.7	64	131	.489	0	0	—	32	64	.500	52	83	135	4.5	48	1	8	20	30	11	160	5.3
2013-14	34	34	794	23.4	128	238	.538	0	0	—	67	102	.657	59	148	207	6.1	94	3	12	51	83	13	323	9.5
2014-15	17	17	303	17.8	52	89	.584	0	0	—	21	33	.636	32	45	77	4.5	36	0	8	19	19	4	125	7.4
Career Totals	106	51	1766	16.7	270	517	.522	0	1	.000	142	234	.607	177	316	493	4.7	211	4	32	106	149	30	682	6.4

#33

Career Highlights

2014 SEC All-Defensive Team
2014 SEC Women's Basketball Community Service Team

	Season	Career
Double-Double	1	2
20+ Points	1	1
10+ Points	6	31
10+ Rebounds	1	4
5+ Blocks	0	7
Tm-High Pts.	0	6
Tm-High Rebs.	1	12

Miscellaneous

Pts	21 vs. Savannah St., 12/14/14
Rebs	12 at Texas A&M, 1/16/14
Blks	7 at Miss. State, 2/6/14
Stls	2, 4x, last vs. North Carolina, 12/18/13
Assts	3 vs. South Dakota St., 3/23/13
Min	34 at Texas A&M, 1/16/14
FG	8 vs. Alabama, 3/7/13
FT	8 vs. Seton Hall, 11/17/13

Career Highs

Pts	21 vs. Savannah St., 12/14
Rebs	12 vs. C. Michigan, 12/20
Blks	3 vs. NC Central, 12/1
Stls	1, 4x, last at LSU, 1/4
Assts	2, 2x, last at Hampton, 12/17
Min	25 at Hampton, 12/17
FG	7, 2x, last vs. Savannah St., 12/14
FT	7 vs. Savannah St., 12/14

14-15 Season Highs

Pts	18 vs. Alabama, 1/19/14
Rebs	12 at Texas A&M, 1/16/14
Blks	7 at Miss. State, 2/6/14
Stls	1, 5x, last at LSU, 1/4/15
Assts	2 at Texas A&M, 1/16/14
Min	34 at Texas A&M, 1/16/14
FG	8 vs. Alabama, 3/7/13
3FG	
FT	5, 2x, last vs. Vanderbilt, 1/5/14

SEC Career Highs



TIFFANY MITCHELL

5-9 • Junior • Guard
Charlotte, N.C. • Providence Day

- Voted team captain
- Started every game this season, not missing a start since the Feb. 28, 2013, game at Missouri her freshman year (56 games)
- Leads the SEC and ranks seventh in the nation in 3-point field goal percentage, while ranking second in the league in 3s made per game (2.2) ... Is also among the SEC's top 10 in scoring (3rd) and assist-to-turnover ratio (8th, 1.6), while 15th in assists (3.0)
- Has scored in double figures 13 times, including three games of 20 or more points
- Has been the team's top scorer seven times – Southern Cal, San Diego State, Syracuse, at Hampton, vs. Central Michigan, vs. Kentucky, at Missouri
- Has led the team in assists four times – Clemson, at Duke, Auburn, vs. Kentucky
- Struggled from the field at Missouri (Jan. 15), but still delivered in the clutch, hitting a 3 each time the Tigers got within three late in the second half
- Scored 10 of the team's last 13 points in win over #10/11 Kentucky (Jan. 11), including eight straight free throws to hold the Wildcats at bay
- Missed her first three 3-point attempts at Alabama (Jan. 8), all in the first 10 minutes, but buried her next three en route to 16 points and 60.0 percent shooting, including 50.0 percent from outside
- Scored the first six points of each half at LSU (Jan. 4) to help Gamecocks establish early offense
- Scored 13 of her team-high 18 points against Central Michigan (Dec. 20) in just 16 minutes of first-half action
- Hit 4-of-4 from 3-point range in first half alone at Hampton (Dec. 17) en route to tying career high of 6 3s and her third 20-point game of the season
- Posted most efficient scoring game of career, hitting 6-of-7 for 15 point in 21 minutes against Savannah State (Dec. 14)
- Erased a tough shooting day at #9/8 Duke (Dec. 9) with a second-look 3-pointer that brought the Gamecocks within one with 19 seconds to play ... was solid defensively throughout the game as well
- Swiped a career-high seven steals against NC Central (Dec. 1)
- Scored 15 of her 21 points against #22/22 Syracuse (Nov. 28) in the first half to keep Gamecocks within striking distance ... hit free throws late to seal the win over the Orange
- Shot 6-of-6 from 3-point range against San Diego State (Nov. 23), the best perfect long-range shooting night in school history, to net 20 points in just 18 minutes on the court

#25

Career Highlights

- 2015 Wade Watch List, Wooden Award Preseason Top 30 and Naismith Trophy Top 50 Watch List
- 2014 Subway All-Classic Team
- 2014 Junkanoo Jam, Lucaya Division All-Tournament No. 4 Player in the Nation, espnW (2014-15)
- 2015 Preseason All-America (AP, Sports Illustrated, ESPN)
- 2015 Preseason SEC Player of the Year (Coaches, Media)
- 2015 Preseason All-SEC (Coaches, Media)
- 2014 WBCA All-America
- 2014 All-America Third Team (AP, Full Court)
- 2014 Wooden Award Final Ballot, Wade Trophy Watch List, Dawn Staley Award Watch List
- 2014 WBCA All-Region 3
- 2014 SEC Player of the Year (Coaches)
- 2014 All-SEC First Team (Coaches, AP)
- 2014 SEC All-Defensive Team
- 2013 SEC All-Freshman Team

	Season	Career	Miscellaneous
Double-Double	0	4	
20+ Points	3	11	
10+ Points	13	59	
10+ Rebounds	0	7	
5+ Assists	1	8	
5+ Steals	2	7	
Tm-High Pts.	7	27	
Tm-High Rebs.	0	9	
Tm-High Assts.	4	21	

	Career Highs
Pts	25 vs. Georgia, 2/27/14
Rebs	11, 5x, last at Arkansas, 1/2/14
Stls	7 vs. NC Central, 12/1/14
Assts	9 at San Diego State, 11/23/13
Min	40 vs. Syracuse, 11/28/14
FG	8, 2x, last at Texas A&M, 1/16/14
3FG	6, 2x, last at Hampton, 12/17/14
FT	13 vs. CSU Northridge, 3/23/14

	14-15 Season Highs
Pts	21 vs. Syracuse, 11/28
Rebs	8, Syracuse, 11/28
Stls	7 vs. NC Central, 12/1
Assts	5 vs. Clemson, 11/20
Min	40 vs. Syracuse, 11/28
FG	8 at Missouri, 1/15
3FG	6, 2x, last at Hampton, 12/17
FT	11 vs. Kentucky, 1/11

	SEC Career Highs
Pts	25 vs. Georgia, 2/27/14
Rebs	11, 5x, last at Arkansas, 1/2/14
Stls	6 at Auburn, 1/12/14
Assts	8, 2x, last vs. Ole Miss, 1/30/14
Min	39 vs. Kentucky, 1/9/14
FG	8, 2x, last at Missouri, 1/15/15
3FG	3, 2x, last at LSU, 1/4/15
FT	11 vs. Kentucky, 1/11/15

2014-15 Game-by-Game

Opponent	Date	GS	MIN	FG-A	3FG-A	FT-A	Reb	A	TO	B	S	TP
Southern Cal	11/15	*	38	4-10	0-3	10-12	1-1-2	4	6	0	1	18
Clemson	11/20	*	25	6-8	3-4	0-0	0-0-0	5	1	0	3	15
San Diego St.	11/23	*	18	6-8	6-6	2-2	0-2-2	3	2	0	1	20
vs. Wisconsin	11/27	*	26	2-7	1-3	2-2	0-3-3	3	1	0	2	7
vs. Syracuse	11/28	*	40	6-13	3-8	6-8	4-4-8	3	1	0	1	21
NC Central	12/1	*	24	6-8	1-3	1-2	0-3-3	4	1	0	7	14
Charlotte	12/4	*	28	3-6	1-3	2-2	1-0-1	2	4	0	1	9
at Duke	12/7	*	31	2-10	1-4	2-3	0-3-3	4	3	0	1	7
vs. Savannah St.	12/14	*	21	6-7	1-1	2-2	0-2-2	2	0	1	1	15
at Hampton	12/17	*	30	7-10	6-8	0-0	1-3-4	3	1	0	0	20
vs. C. Michigan	12/20	*	24	7-10	3-6	1-2	1-3-4	2	4	0	5	18
vs. Liberty	12/21	*	23	6-11	2-3	0-0	0-1-1	2	0	0	0	14
Auburn	1/2	*	26	1-9	1-4	4-4	0-1-1	4	2	0	2	7
at LSU	1/4	*	24	7-12	3-6	0-0	0-4-4	2	4	0	1	17
at Alabama	1/8	*	26	6-10	3-6	1-1	0-1-1	3	0	0	1	16
Kentucky	1/11	*	33	4-13	0-5	11-12	3-2-5	4	1	0	0	19
at Missouri	1/15	*	34	8-14	2-5	1-2	1-5-6	1	2	2	3	19

Career Stats at South Carolina

Year	GP	GS	Min	Avg	FG	FGA	Pct	3FG	FGA	Pct	FT	FTA	Pct	Off	Def	Tot	Avg	PF	FO	A	TO	Blk	Stl	Pts	Avg
2012-13	33	30	927	28.1	107	282	.379	22	60	.367	68	111	.613	60	109	169	5.1	64	1	43	82	4	44	304	9.2
2013-14	34	34	1066	31.4	165	335	.493	40	74	.541	157	198	.793	41	149	190	5.6	63	0	118	97	8	62	527	15.5
2014-15	17	17	471	27.7	87	166	.524	37	78	.474	45	54	.833	12	38	50	2.9	26	0	51	33	3	30	256	15.1
Career Totals	84	81	2464	29.3	359	783	.458	99	212	.467	270	363	.744	113	296	409	4.9	153	1	212	212	15	136	1087	12.9



TINA ROY

5-11 • Junior • Guard
Kaplan, La. • Kaplan

- Has played in all but one game this season
- Has committed multiple turnovers in a game just five times this season
- Has scored in double figures twice
- Has led the team in assists five times – Southern Cal, Syracuse, Savannah State, Central Michigan, at LSU
- Scored nine of her 11 points at Alabama (Jan. 8) in the second half as Gamecocks keep the pressure on the Crimson Tide ... was perfect 3-of-3 from outside the arc
- Hit a pair of 3s in the first half at LSU (Jan. 4), the first of which helped hold off a Lady Tigers' rally
- Became first Gamecock to hand out double-digit assists in the Dawn Staley era with 10 against Savannah State (Dec. 14) while also rebounding well with seven boards
- Hit three 3s against Charlotte (Dec. 4), including two during the late first-half run that turned a two-point lead into an 18-point halftime advantage
- Averaged 9.5 points in just 17.0 minutes over two games at the Junkanoo Jam (Nov. 27-28)
- Hit four 3s against #22/22 Syracuse (Nov. 28), including two during the key 18-4 run that rallied the Gamecocks for the win, and dished out five assists as well
- Provided steady point guard play off the bench against Southern Cal (Nov. 15), handing out six assists to get the inside game going and hitting 3-of-5 from behind the arc

#23

	Season	Career	Miscellaneous
10+ Points	2	9	
5+ Assists	3	5	
5+ Steals	0	0	
Tm-High Pts.	0	2	
Tm-High Assts.	5	8	

	Career Highs
Pts	15 vs. Presbyterian, 11/27/11
Rebs.....	8 at Mississippi State, 2/6/14
Stls.....	3 vs. Southern Cal, 11/15/14
Assts	10 vs. Savannah St., 12/14/14
Min.....	31 vs. Vanderbilt, 1/5/14
FG	5, 3x, last, vs. Kentucky, 1/9/13
3FG	5 vs. Presbyterian, 11/27/11
FT.....	4 at Southern Cal, 11/25/13

	14-15 Season Highs
Pts	12 vs. Syracuse, 11/28
Rebs.....	7 vs. Savannah St., 12/14
Stls.....	3 vs. Southern Cal, 11/15
Assts	10 vs. Savannah St., 12/14
Min.....	25 vs. Southern Cal, 11/15
FG	4, 2x, last at Alabama, 1/8
3FG	4 vs. Syracuse, 11/28
FT.....	

	SEC Career Highs
Pts	11, 3x, last at Alabama, 1/8/15
Rebs.....	8 at Mississippi State, 2/6/14
Stls.....	1, 5x, last at Auburn, 1/12/14
Assts	4, 2x, last at LSU, 1/4/15
Min.....	31 vs. Vanderbilt, 1/5/14
FG	5 vs. Kentucky, 1/9/14
3FG	3, 2x, last at Alabama, 1/8/15
FT.....	3 vs. Georgia, 2/27/14

2014-15 Game-by-Game

Opponent	Date	GS	MIN	FG-A	3FG-A	FT-A	Reb	A	TO	B	S	TP
Southern Cal	11/15		25	3-5	3-5	0-0	0-2-2	6	2	1	3	9
Clemson	11/20		— DNP (Coach's Decision) —									
San Diego St.	11/23		19	2-7	1-4	0-0	0-3-3	2	1	0	1	5
vs. Wisconsin	11/27		12	3-6	1-3	0-0	0-4-4	2	1	0	0	7
vs. Syracuse	11/28		22	4-10	4-9	0-0	2-0-2	5	0	0	0	12
NC Central	12/1		13	0-1	0-1	0-0	0-2-2	3	1	0	1	0
Charlotte	12/4		23	3-5	3-5	0-0	0-1-1	3	1	0	0	9
at Duke	12/7		7	0-1	0-1	0-0	0-1-1	0	1	0	0	0
vs. Savannah St.	12/14		18	0-2	0-2	0-0	0-7-7	10	2	0	0	0
at Hampton	12/17		14	0-4	0-3	0-0	0-2-2	1	1	1	0	0
vs. C. Michigan	12/20		15	1-3	0-2	0-0	1-1-2	4	1	0	0	2
vs. Liberty	12/21		14	2-3	1-1	0-0	1-2-3	1	0	0	0	5
Auburn	1/2		11	1-1	1-1	0-0	0-1-1	2	3	0	0	3
at LSU	1/4		21	2-6	2-6	0-0	0-1-1	4	3	0	0	6
at Alabama	1/8		15	4-4	3-3	0-0	0-2-2	1	1	0	0	11
Kentucky	1/11		10	1-4	0-1	0-0	0-1-1	1	2	0	0	2
at Missouri	1/15		8	0-4	0-4	0-0	1-0-1	1	1	0	0	0

Career Stats at South Carolina

Year	GP	GS	Min	Avg	FG	FGA	Pct	3FG	FGA	Pct	FT	FTA	Pct	Off	Def	Tot	Avg	PF	FO	A	TO	Blk	Stl	Pts	Avg	
2011-12	34	0	383	11.3	53	181	.293	32	127	.252	10	22	.455	20	29	49	1.4	20	0	10	15	1	9	148	4.4	
2012-13	— Did Not Play (injury) —																									
2013-14	34	1	553	16.3	44	146	.301	20	86	.233	14	23	.609	13	56	69	2.0	19	0	48	23	9	6	122	3.6	
2014-15	16	0	247	15.4	26	67	.388	19	51	.373	0	0	—	5	30	35	2.2	12	0	46	21	2	5	71	4.4	
Career Totals	84	1	1183	14.1	123	394	.312	71	264	.269	24	45	.533	38	115	153	1.8	51	0	104	59	12	20	341	4.1	



KHADIJAH SESSIONS

5-8 • Junior • Guard
Myrtle Beach, S.C. • Myrtle Beach

- Has played in every game this season, starting all but the season opener
- Is 18th in the nation in assist-to-turnover ratio with an SEC-best mark of 2.4 ... has seven games with no turnovers this season
- Ranks 10th in SEC in assists (3.2) and steals (2.1)
- Has led the team in assists six times – NC Central, Charlotte, at Hampton, Auburn, at Alabama, at Missouri
- Tied career high with three 3s against #10/11 Kentucky (Jan. 11), including one off balance at the end of the shot clock to turn a four-point lead into seven midway through the second half
- Swiped four steals at Alabama (Jan. 8), including back-to-back possessions to spark first-half run the broke open the game
- Matched career high for third time this season with four steals against Savannah State (Dec. 14)
- Swiped one of her three steals late in the comeback at #9/8 Duke and was part of the double-team that generated Olivia Gaines' steal in the last 20 seconds that set up the game-winning play
- Capped the 11-0 comeback run late against #22/22 Syracuse (Nov. 28) with a transition layup
- Tied her career high with four steals against San Diego State (Nov. 23)
- Was solid on both ends of the floor against Clemson (Nov. 20), handing out four assists with no turnovers while pulling down career-high six rebounds
- Hit a clutch 3-pointer to start a 14-0 run that erased a Southern Cal (Nov. 15) lead with seven minutes left and put the game out of reach

#5

	Season	Career	Miscellaneous
10+ Points	0	15	
5+ Assists	3	8	
5+ Steals	0	0	
Tm-High Pts.	0	3	
Tm-High Assts.	6	17	

		Career Highs
Pts	19 vs. Auburn, 2/3/13	
Rebs	6 vs. Clemson, 11/20/14	
Stls	4, 6x, last at Alabama, 1/8/15	
Assts	8 vs. NC Central, 12/1/14	
Min	37 at Southern Cal, 11/25/13	
FG	6, 2x, last, vs. Seton Hall, 11/17/13	
3FG	3, 3x, last vs. Kentucky, 1/11/15	
FT	8 vs. Auburn, 2/3/13	

		14-15 Season Highs
Pts	12 vs. Kentucky, 1/11	
Rebs	6 vs. Clemson, 11/20	
Stls	4, 4x, last at Alabama, 1/8	
Assts	8 vs. NC Central, 12/1	
Min	34 at Duke, 12/7	
FG	4 vs. Kentucky, 1/11	
3FG	3 vs. Kentucky, 1/11	
FT	4 vs. Charlotte, 12/4	

		SEC Career Highs
Pts	19 vs. Auburn, 2/3/13	
Rebs	5, 3x, last at Missouri, 1/15/15	
Stls	4, 3x, last at Alabama, 1/8/15	
Assts	6 vs. Missouri, 2/2/14	
Min	35 at Missouri, 2/28/13	
FG	6 at Missouri, 2/28/13	
3FG	3, 3x, last vs. Kentucky, 1/11/15	
FT	8 vs. Auburn, 2/3/13	

2014-15 Game-by-Game

Opponent	Date	GS	MIN	FG-A	3FG-A	FT-A	Reb	A	TO	B	S	TP
Southern Cal	11/15		19	2-5	2-3	0-0	1-1-2	2	1	1	1	6
Clemson	11/20	*	18	2-3	1-1	2-3	1-5-6	4	0	0	1	7
San Diego St.	11/23	*	14	2-5	0-2	2-3	0-0-0	3	0	0	4	6
vs. Wisconsin	11/27	*	21	1-5	0-1	0-0	0-4-4	2	0	0	2	2
vs. Syracuse	11/28	*	22	2-8	1-5	0-1	0-1-1	3	0	1	1	5
NC Central	12/1	*	19	2-2	0-0	0-0	1-3-4	8	1	0	4	4
Charlotte	12/4	*	32	1-4	0-2	4-6	1-1-2	4	2	0	2	6
at Duke	12/7	*	34	0-3	0-2	0-0	1-1-2	2	2	0	3	0
vs. Savannah St.	12/14	*	16	1-5	0-1	2-3	2-0-2	4	1	0	4	4
at Hampton	12/17	*	24	1-3	0-1	0-0	1-2-3	5	0	0	0	2
vs. C. Michigan	12/20	*	21	1-3	0-2	0-0	1-1-2	3	4	0	2	2
vs. Liberty	12/21	*	18	0-3	0-2	0-0	0-1-1	1	1	0	2	0
Auburn	1/2	*	23	1-2	0-1	1-1	0-3-3	4	4	0	2	3
at LSU	1/4	*	13	0-1	0-1	0-0	1-2-3	0	1	0	1	0
at Alabama	1/8	*	18	1-3	0-1	0-0	1-0-1	5	0	0	4	2
Kentucky	1/11	*	29	4-9	3-6	1-4	0-5-5	2	4	0	1	12
at Missouri	1/15	*	24	3-7	1-4	0-1	1-4-5	2	0	0	1	7

Career Stats at South Carolina

Year	GP	GS	Min	Avg	FG	FGA	Pct	3FG	FGA	Pct	FT	FTA	Pct	Off	Def	Tot	Avg	PF	FO	A	TO	Blk	Stl	Pts	Avg
2012-13	33	3	570	17.3	53	151	.351	13	54	.241	72	109	.661	22	24	46	1.4	43	0	36	49	3	21	191	5.8
2013-14	29	26	761	26.2	58	159	.365	18	59	.305	74	109	.679	9	38	47	1.6	60	0	77	45	1	28	208	7.2
2014-15	17	16	365	21.5	24	71	.338	8	35	.229	12	22	.545	12	34	46	2.7	20	0	54	21	2	35	68	4.0
Career Totals	79	45	1696	21.5	135	381	.354	39	148	.264	158	234	.675	43	96	139	1.8	123	0	167	115	6	84	467	5.9



ALEIGHSA WELCH

6-0 • Senior • Forward
Goose Creek, S.C. • Goose Creek

- Voted team captain for third time in her career
- Rated No. 7 player in the nation by espnW ... earned spots on Naismith Top 50 Watch List, Wade Watch List and Wooden Award Preseason Top 30 ... named Preseason All-SEC First Team by both the league's coaches and the media, receiving votes for Preseason SEC Player of the Year from both groups as well
- Has started every game this season, not missing a start since Nov. 10, 2013, against Louisiana Tech (49 games)
- Stands 17th in program history in total points, trailing La'Keisha Sutton in 16th (1,299)
- Is eighth in school history with 815 total rebounds and is second in career offensive rebounds with an eye on Marsha Williams' record of 427 (1990-93)
- Is ninth in the SEC in rebounds per league game (7.6)
- Has scored in double figures 10 times and grabbed double-digit rebounds twice
- Posted 10 of her 14 rebounds at Missouri (Jan. 15) in the first half as offense struggled, adding great defense and two free throws late to help seal the win
- Grabbed nine of her 11 rebounds against #10/11 Kentucky (Jan. 11) in the second half, including five in the final 10 minute, four of which came on the offensive end
- Posted her ninth career perfect shooting game with 12 points (6-of-6) against Auburn (Jan. 2), adding six rebounds in just 19 minutes of action
- Was efficient in first half against Liberty (Dec. 21), posting nine of her 15 points and all three of her assists in just 15 minutes of opening-period action
- Played most productive all-around game of season against Charlotte (Dec. 4), narrowly missing double-double by one rebound, grabbing seven of her nine boards on the offensive end, swatting away two shots and handing out three assists
- Scored nine of her 11 points against #22/22 Syracuse (Nov. 28) in the first half to keep the Orange within striking distance ... blocked a shot late in the game to hold off the Orange and become just the 10th Gamecock to record at least 100 career blocks
- Was efficient against Clemson (Nov. 20) with 17 points and three assists in 24 minutes
- Finished with 10 points against Southern Cal (Nov. 15) despite foul trouble and swatted three of her four blocked shots in the game's first four minutes

2014-15 Game-by-Game

Opponent	Date	GS	MIN	FG-A	3FG-A	FT-A	Reb	A	TO	B	S	TP
Southern Cal	11/15	*	27	4-5	0-0	2-4	3-4-7	0	3	4	1	10
Clemson	11/20	*	24	8-11	0-0	1-3	2-1-3	3	0	1	1	17
San Diego St.	11/23	*	17	3-6	0-0	0-0	3-0-3	3	0	0	0	6
vs. Wisconsin	11/27	*	20	2-6	0-0	0-0	2-1-3	2	1	2	1	4
vs. Syracuse	11/28	*	36	5-9	0-0	1-2	2-3-5	3	1	1	0	11
NC Central	12/1	*	24	5-7	0-0	1-1	1-3-4	2	2	1	1	11
Charlotte	12/4	*	22	4-7	0-0	2-2	7-2-9	3	1	2	0	10
at Duke	12/7	*	36	4-11	0-0	0-0	2-6-8	1	2	2	1	8
vs. Savannah St.	12/14	*	20	5-7	0-0	1-4	4-4-8	0	3	0	1	11
at Hampton	12/17	*	24	1-4	0-0	2-4	3-2-5	4	1	0	0	4
vs. C. Michigan	12/20	*	26	6-10	0-1	0-2	2-1-3	2	2	0	0	12
vs. Liberty	12/21	*	21	6-8	0-0	3-4	2-2-4	3	2	1	0	15
Auburn	1/2	*	19	6-6	0-0	0-1	3-3-6	0	2	1	0	12
at LSU	1/4	*	21	3-4	0-0	0-2	1-4-5	1	0	1	0	6
at Alabama	1/8	*	22	5-6	0-0	0-0	0-2-2	1	0	1	0	10
Kentucky	1/11	*	36	4-9	0-0	1-2	4-7-11	2	4	3	1	9
at Missouri	1/15	*	34	3-10	0-0	2-4	4-10-14	1	2	1	0	8

Career Stats at South Carolina

Year	GP	GS	Min	Avg	FG	FGA	Pct	3FG	FGA	Pct	FT	FIA	Pct	Off	Def	Tot	Avg	PF	FO	A	TO	Blk	Stl	Pts	Avg
2011-12	33	2	694	21.0	98	167	.587	0	1	.000	56	98	.571	104	96	200	6.1	41	0	18	40	22	19	252	7.6
2012-13	33	33	981	29.7	134	224	.598	1	1	1.000	126	178	.708	131	124	255	7.7	56	0	34	53	23	26	395	12.0
2013-14	34	33	1037	30.5	175	305	.574	1	1	1.000	116	194	.598	107	153	260	7.6	61	0	67	64	47	29	467	13.7
2014-15	17	17	429	25.2	74	126	.587	0	1	.000	16	35	.457	45	55	100	5.9	26	1	31	26	21	7	164	9.6
Career Totals	117	85	3141	26.8	481	822	.585	2	4	.500	314	505	.622	387	428	815	6.9	184	1	150	183	113	81	1278	10.9

#24

Career Highlights

2015 Wade Watch List
 2015 Wooden Award Preseason Top 30
 2015 Naismith Trophy Top 50 Watch List
 No. 7 Player in the Nation, espnW (2014-15)
 2015 Preseason All-America Second Team (ESPN)
 2015 Preseason All-SEC First Team (Coaches, Media)
 2014 All-America Honorable Mention (AP, WBCA)
 2014 All-SEC First Team (Coaches)
 2014 All-SEC Second Team (AP)
 2014 WBCA All-Region 3
 2013-14 CoSIDA Academic All-District 4
 2013 All-SEC Second Team (Coaches)
 2012 SEC All-Freshman Team

	Season	Career	Miscellaneous
Double-Double	0	19	
20+ Points	0	5	
10+ Points	10	71	
10+ Rebounds	2	24	
5+ Blocks	0	2	
5+ Assists	0	1	
Tm-High Pts.	1	26	
Tm-High Rebs.	2	41	
Tm-High Assts.	0	10	

	Career Highs
Pts	23 vs. N. Carolina 12/18/13
Rebs	17 vs. C. of Charleston, 11/14/13
Blks	5, 2x, last at Kentucky, 2/20/14
Stls	3, 4x, last at Charlotte, 12/8/13
Assts	5 vs. Savannah St., 12/28/13
Min	43 at Texas A&M, 1/16/14
FG	10 at Kentucky, 2/20/14
FT	10 at Xavier, 11/30/11

	14-15 Season Highs
Pts	17 vs. Clemson, 11/20
Rebs	14 at Missouri, 1/15
Blks	4 vs. Southern Cal, 11/15
Stls	1, 7x, last vs. Kentucky, 1/11
Assts	4 at Hampton, 12/17
Min	36, 3x, last vs. Kentucky, 1/11
FG	8 vs. Clemson, 11/20
FT	3 vs. Liberty, 12/21

	SEC Career Highs
Pts	21 at Kentucky, 2/20/14
Rebs	16 at Texas A&M, 1/16/14
Blks	5, 2x, last at Kentucky, 2/20/14
Stls	3 vs. Florida, 3/3/13
Assts	4, 2x, last at Miss. St., 2/6/14
Min	43 at Texas A&M, 1/16/14
FG	10 at Kentucky, 2/20/14
FT	8, 2x, last at Miss. St., 2/6/14



JATARIE WHITE

6-4 • Freshman • Forward
Charlotte, N.C. • Providence Day

- Has played in eight games, missing nine (Dec. 4 - Jan. 8) with a foot injury
- Has scored in double figures two times
- Made her SEC debut with three offensive rebounds in just five minutes against #10/11 Kentucky (Jan. 11)
- Netted 10 points in just 15 minutes against Wisconsin (Nov. 27)
- Scored double digits for first time her career with 11 points in 17 minutes against Clemson (Nov. 20)
- Made her collegiate debut against Southern Cal (Nov. 15), grabbing two rebounds in three minutes of action.

#40

Career Highlights

No. 7 recruit in 2014 class (espnW)
2014 High School All-America (WBCA, McDonald's)

	Season	Career	Miscellaneous
Double-Double	0	0	
10+ Points	2	2	
5+ Assists	0	0	
5+ Steals	0	0	
Tm-High Pts.	0	0	
Tm-High Assts.	0	0	

	Career Highs
Pts	11 vs. Clemson, 11/20/14
Rebs.....	6 vs. San Diego State, 11/23/14
Blks
Stls.....	1, 3x, last vs. Wisconsin, 11/27/14
Assts	2 vs. Wisconsin, 11/27/14
Min.....	22 vs. San Diego State, 11/23/14
FG	5 vs. Clemson, 11/20/14
FT.....	2 vs. Wisconsin, 11/27/14

	SEC Highs
Pts
Rebs.....	3 vs. Kentucky, 1/11/15
Blks	1 vs. Kentucky, 1/11/15
Stls.....
Assts
Min.....	5, 2x, last at Missouri, 1/15/15
FG
FT.....

2014-15 Game-by-Game

Opponent	Date	GS	MIN	FG-A	3FG-A	FT-A	Reb	A	TO	B	S	TP
Southern Cal	11/15		3	0-0	0-0	0-0	0-2-2	1	0	0	0	0
Clemson	11/20		17	5-12	0-0	1-1	3-2-5	0	0	0	1	11
San Diego St.	11/23		22	3-5	0-0	0-0	1-5-6	0	0	0	1	6
vs. Wisconsin	11/27		15	4-7	0-0	2-3	1-2-3	2	0	0	1	10
vs. Syracuse	11/28		8	0-2	0-0	0-0	0-0-0	0	0	0	0	0
NC Central	12/1		7	1-1	0-0	0-0	0-1-1	0	2	0	0	2
Charlotte	12/4						— DNP (Injury) —					
at Duke	12/7						— DNP (Injury) —					
vs. Savannah St.	12/14						— DNP (Injury) —					
at Hampton	12/17						— DNP (Injury) —					
vs. C. Michigan	12/20						— DNP (Injury) —					
vs. Liberty	12/21						— DNP (Injury) —					
Auburn	1/2						— DNP (Injury) —					
at LSU	1/4						— DNP (Injury) —					
at Alabama	1/8						— DNP (Injury) —					
Kentucky	1/11		5	0-1	0-0	0-0	3-0-3	0	1	1	0	0
at Missouri	1/15		5	0-0	0-0	0-0	1-1-2	0	1	0	0	0

Career Stats at South Carolina

Year	GP	GS	Min	Avg	FG	FGA	Pct	3FG	FGA	Pct	FT	FTA	Pct	Off	Def	Tot	Avg	PF	FO	A	TO	Blk	Stl	Pts	Avg
2014-15	8	0	82	10.3	13	28	.464	0	0	—	3	4	.750	9	13	22	2.8	7	0	3	4	1	3	29	3.6



A'JA WILSON

6-5 • Freshman • Guard
Hopkins, S.C. • Heathwood Hall

- Is only freshman on the Naismith Trophy Top 50 Watch List and the only freshman to rank among the SEC's top 20 scorers and rebounders, among the top 10 in both categories
- Has played in every game this season with one start (Southern Cal)
- Averages 8.2 rebounds per SEC game to rank fifth in the league
- Has recorded four double-doubles
- Has scored in double figures a team-high 14 times with two 20-point games
- Has led the team in scoring a team-high eight times – Clemson, vs. Wisconsin, NC Central, Charlotte, Savannah State, vs. Liberty, Auburn, at LSU
- Has been team's top rebounder six times – San Diego State, vs. Syracuse, NC Central, vs. Liberty, at LSU, at Alabama
- Scored half of team's points in 6-0 run to close first half at LSU (Jan. 4) and added 12 in second half to prevent any Lady Tiger comeback
- Recorded a double-double in Gamecocks' final game of the month for the second time with 17 points and 10 boards against Liberty (Dec. 21) with 11 of those points coming in the second half
- Scored six points during Gamecocks' 12-2 first-half run against Central Michigan (Dec. 20) that turned a five-point lead into a 15-point advantage
- Poured in career-high 23 points against Savannah State on best shooting night of the season (8-of-10)
- Earned SEC and USBWA National Freshman of the Week honors after leading Gamecocks to three wins (Dec. 1-7)
- Capped the team's comeback from four points down in the final 42 seconds at #9/8 Duke with a game-winning putback with two seconds left ... three of her four made field goals gave team the lead at different points of the second half
- Played good defense against Charlotte (Dec. 4) with career highs in blocks and steals while leading the team with 17 points
- Grabbed five of her eight rebounds against NC Central (Dec. 1) on the offensive end and scored 16 points in just 17 minutes on the floor thanks to 8-of-9 shooting from the free throw line
- Earned SEC Freshman of the Week (Nov. 24-30) and Junkanoo Jam Lucaya Division MVP honors after averaging 13.0 points and a team-high 8.0 rebounds over the two games at the event
- Recorded first career double-double against No. 22/22 Syracuse (Nov. 28), including critical play in final two minutes after Gamecocks had taken a narrow lead, recording a blocked shot, a putback and a steal
- Came off bench against Clemson (Nov. 20) to lead team with 18 points on 6-of-8 shooting and 6-of-7 free throws

2014-15 Game-by-Game

Opponent	Date	GS	MIN	FG-A	3FG-A	FT-A	Reb	A	TO	B	S	TP
Southern Cal	11/15	*	16	2-7	0-0	0-2	1-4-5	1	3	1	1	4
Clemson	11/20		20	6-8	0-0	6-7	2-3-5	0	2	1	0	18
San Diego St.	11/23		18	5-9	0-0	5-6	3-6-9	3	0	1	3	15
vs. Wisconsin	11/27		21	4-7	0-0	3-5	1-5-6	1	1	2	3	11
vs. Syracuse	11/28		26	5-13	0-0	5-9	4-6-10	0	1	1	2	15
NC Central	12/1		17	4-12	0-0	8-9	5-3-8	1	1	0	2	16
Charlotte	12/4		25	8-12	0-0	1-3	0-3-3	1	2	3	3	17
at Duke	12/7		26	4-8	0-0	2-5	2-3-5	0	3	1	1	10
vs. Savannah St.	12/14		21	8-10	0-0	7-10	2-4-6	1	1	2	1	23
at Hampton	12/17		17	5-9	0-0	2-2	2-4-6	1	2	1	1	12
vs. C. Michigan	12/20		20	6-9	0-0	0-0	0-5-5	0	1	1	3	12
vs. Liberty	12/21		22	6-11	0-0	5-10	3-7-10	1	0	3	1	17
Auburn	1/2		27	6-17	0-0	0-1	2-8-10	1	1	2	0	12
at LSU	1/4		26	7-11	0-0	7-9	3-10-13	2	5	3	1	21
at Alabama	1/8		19	3-7	0-0	5-7	0-5-5	3	4	3	1	11
Kentucky	1/11		28	3-13	0-0	2-4	4-5-9	1	0	3	0	8
at Missouri	1/15		12	1-3	0-0	1-4	1-3-4	0	1	0	0	3

Career Stats at South Carolina

Year	GP	GS	Min	Avg	FG	FGA	Pct	3FG	FGA	Pct	FT	FTA	Pct	Off	Def	Tot	Avg	PF	FO	A	TO	Blk	Stl	Pts	Avg
2014-15	17	1	361	21.2	83	166	.500	0	0	—	59	93	.634	35	84	119	7.0	31	0	17	28	28	23	225	13.2

#22

Career Highlights

2015 Naismith Trophy Top 50 Watch List
 2014 Subway All-Classic Team
 2014 Junkanoo Jam, Lucaya Division MVP
 USBWA National Freshman of the Week (Dec. 1-7)
 Three-Time SEC Freshman of the Week (Nov. 24-30; Dec. 1-7; Dec. 29-Jan. 4)
 2014 National High School Player of the Year (WBCA, Naismith, Parade)
 No. 1 recruit in 2014 class (espnW)
 2014 McDonald's All-America
 2014 FIBA Americas U18 Championship MVP
 2014 FIBA Americas U18 Championship (gold)
 2013 FIBA U19 World Championship (gold)

	Season	Career	Miscellaneous
Double-Double	4	4	
20+ Points	2	2	
10+ Points	14	14	
10+ Rebs	4	4	
5+ Steals	0	0	
Tm-High Pts.	8	8	
Tm-High Rebs.	6	6	

	Career Highs
Pts	23 vs. Savannah St., 12/14/14
Rebs	13 at LSU, 1/4/15
Blks	3, 5x, last vs. Kentucky, 1/11/15
Stls	3, 4x, last vs. C. Michigan, 12/20/14
Assts	3, 2x, last at Alabama, 1/8/15
Min	28 vs. Kentucky, 1/11/15
FG	8, 2x, last vs. Sav. St., 12/14/14
FT	8 vs. NC Central, 12/1/14

	SEC Career Highs
Pts	21 at LSU, 1/4/15
Rebs	13 at LSU, 1/4/15
Blks	3, 3x, last vs. Kentucky, 1/11/15
Stls	1, 2x, last at Alabama, 1/8/15
Assts	3 at Alabama, 1/8/15
Min	28 vs. Kentucky, 1/11/15
FG	7 at LSU, 1/4/15
FT	7 at LSU, 1/4/15



Official Basketball Box Score – Game Totals – Final Statistics
Southern Cal vs #2 South Carolina
 11/15/14 7 p.m. at Columbia, S.C./Colonial Life Arena



Southern Cal 61 • 0-1

#	Player	Total		3-Ptr		Rebounds			PF	TP	A	TO	Blk	Stl	Min
		FG	FGA	FT	FTA	Off	Def	Tot							
13	Horn, Kaneisha	f	4-9	1-1	2-2	1	1	2	4	11	0	1	0	4	20
21	Violetama, Alexyz	f	3-6	1-1	2-2	0	1	1	4	9	0	0	1	2	18
02	Adams, Jordan	g	3-10	0-2	0-0	0	4	4	1	6	1	2	0	1	34
10	Jaco, Courtney	g	1-6	1-3	0-0	0	0	0	0	3	2	2	0	1	27
23	Barrett, Brianna	g	1-7	0-0	5-8	2	3	5	3	7	2	2	0	1	22
05	Calvert, McKenzie	g	2-9	0-2	7-7	1	1	2	1	11	0	1	0	0	23
24	Edelman, Drew	g	5-5	0-0	0-0	3	2	5	3	10	0	3	0	0	16
32	Alofaituli, Kiki	g	0-2	0-0	0-0	0	1	1	3	0	1	0	0	0	15
35	Simon, Kristen	g	2-4	0-0	0-0	1	5	6	4	4	3	4	1	1	24
43	Okonkwo, Amy	g	0-5	0-1	0-0	4	0	4	0	0	0	0	0	1	
Team						3	1	4							
Totals			21-63	3-10	16-20	15	19	34	23	61	9	15	2	10	200

FG % 1st Half: 9-37 24.3%	2nd half: 12-26 46.2%	Game: 21-63 33.3%	Deadbll
3FG % 1st Half: 2-8 25.0%	2nd half: 4-10 40.0%	Game: 3-10 30.0%	Rebounds
FT % 1st Half: 4-4 100.0	2nd half: 12-16 75.0%	Game: 16-20 80.0%	0

#2 South Carolina 70 • 1-0

#	Player	Total		3-Ptr		Rebounds			PF	TP	A	TO	Blk	Stl	Min
		FG	FGA	FT	FTA	Off	Def	Tot							
22	WILSON, A'ja	f	2-7	0-0	0-2	1	4	5	0	4	1	3	1	1	16
24	WELCH, Aleighsa	f	4-5	0-0	2-4	3	4	7	5	10	0	3	4	1	27
33	IBIAM, Elem	c	2-3	0-0	1-2	2	4	6	1	5	0	0	1	1	22
41	COATES, Alaina	c	6-8	0-0	6-6	4	9	13	1	18	0	1	2	0	30
25	MITCHELL, Tiffany	g	4-10	0-3	10-12	1	1	2	3	18	4	6	0	1	38
01	CUEVAS, Bianca	g	0-3	0-2	0-1	0	1	1	2	0	0	1	0	1	5
02	GAINES, Olivia	g	0-0	0-0	0-0	0	0	0	0	0	0	0	0	0	1
05	SESSIONS, Khadijah	g	2-5	2-3	0-0	1	1	2	2	6	2	1	1	1	19
23	ROY, Tina	g	3-6	3-5	0-0	0	2	2	3	9	6	2	1	3	25
30	DOZIER, Asia	g	0-3	0-2	0-0	0	0	0	0	0	1	2	0	0	14
41	WHITE, Jatarie	g	0-0	0-0	0-0	0	2	2	1	0	1	0	0	3	
Team						0	3	3							
Totals			23-50	5-15	19-27	12	31	43	18	70	15	19	10	9	200

FG % 1st Half: 9-25 36.0%	2nd half: 14-25 56.0%	Game: 23-50 46.0%	Deadbll
3FG % 1st Half: 1-5 20.0%	2nd half: 4-10 40.0%	Game: 5-15 33.3%	Rebounds
FT % 1st Half: 8-13 61.5%	2nd half: 11-14 78.6%	Game: 19-27 70.4%	4

Officials: Lisa Mattingly, Jesse Dickerson, Bruce Morris
 Technical fouls: Southern Cal-None. #2 South Carolina-None.
 Attendance: 10057

Score by periods	1st	2nd	Total
Southern Cal	24	37	61
#2 South Carolina	27	43	70

Points	In	Off	2nd	Fast	Bench
USC	36	22	10	8	25
SC	32	16	14	4	15

Last FG - USC 2nd-02:14, SC 2nd-02:35. Largest lead - USC by 5 1st-17:02, SC by 13 2nd-02:35.
 Score tied - 6 times. Lead changed - 7 times.



Official Basketball Box Score – Game Totals – Final Statistics
Clemson vs #2/3 South Carolina
 11/20/14 7 p.m. at Columbia, S.C./Colonial Life Arena



Clemson 41 • 2-1

#	Player	Total		3-Ptr		Rebounds			PF	TP	A	TO	Blk	Stl	Min
		FG	FGA	FT	FTA	Off	Def	Tot							
24	Ivy Atkism	f	4-6	0-0	0-0	2	0	2	0	8	0	1	1	0	24
00	Shelbie Davenport	g	1-5	1-3	0-0	1	3	4	3	3	0	3	2	0	22
01	Tiffany Lewis	g	3-11	1-3	0-0	0	2	2	3	7	1	4	0	1	27
02	Chelsea Lindsay	g	0-4	0-3	0-0	1	0	1	2	0	0	3	0	1	26
25	Cha'Nelle Perry	g	4-6	0-1	1-2	1	3	4	1	9	3	0	2	0	25
13	Victoria Gardaci	g	1-1	1-1	0-0	0	0	0	0	3	1	0	0	0	5
12	Makayla Johnson	g	1-2	0-0	0-0	2	5	7	4	2	1	2	1	0	16
13	Daneasha Provo	g	0-9	0-5	1-2	2	0	2	0	1	1	0	0	0	21
14	Paige Mosley	g	2-4	0-0	0-0	0	1	1	4	4	0	0	1	1	12
21	Nikki Dixon	g	1-3	1-1	0-0	1	1	2	2	3	0	3	1	1	12
33	Alexis Carter	g	0-1	0-0	1-2	0	0	0	0	1	1	2	0	0	5
34	Justice Wright	g	0-1	0-0	0-0	0	0	0	0	0	0	0	0	0	5
Team						1	2	3							
Totals			17-53	4-17	3-6	11	17	28	19	41	8	18	8	4	200

FG % 1st Half: 9-25 36.0%	2nd half: 8-28 28.6%	Game: 17-53 32.1%	Deadbll
3FG % 1st Half: 2-8 25.0%	2nd half: 2-9 22.2%	Game: 4-17 23.5%	Rebounds
FT % 1st Half: 1-2 50.0%	2nd half: 2-4 50.0%	Game: 3-6 50.0%	1

#2/3 South Carolina 99 • 2-0

#	Player	Total		3-Ptr		Rebounds			PF	TP	A	TO	Blk	Stl	Min
		FG	FGA	FT	FTA	Off	Def	Tot							
24	WELCH, Aleighsa	f	8-11	0-0	1-3	2	1	3	1	17	3	0	1	1	24
33	IBIAM, Elem	c	1-2	0-0	1-1	0	3	3	1	3	0	2	2	0	18
41	COATES, Alaina	c	4-10	0-0	4-7	4	6	10	0	12	2	0	2	0	20
05	SESSIONS, Khadijah	g	2-3	1-1	2-3	1	5	6	0	7	4	0	0	1	18
25	MITCHELL, Tiffany	g	6-8	3-4	0-0	0	0	0	2	15	5	1	0	3	25
00	FARMER, India	g	0-0	0-0	0-0	1	0	1	0	0	0	0	0	0	4
01	CUEVAS, Bianca	g	4-10	2-6	0-0	1	2	3	0	10	2	0	2	1	17
02	GAINES, Olivia	g	0-4	0-0	0-0	3	2	5	1	0	2	2	0	1	10
03	DUCKETT, Kaydra	g	0-0	0-0	0-0	0	0	0	0	0	1	0	0	0	3
15	DAVIS, Tiffany	g	1-2	1-2	0-0	0	1	1	0	3	2	0	0	0	8
22	WILSON, A'ja	g	6-8	0-0	6-7	2	3	5	0	18	0	2	1	0	20
30	DOZIER, Asia	g	1-2	1-2	0-0	0	1	1	2	3	4	0	0	0	16
41	WHITE, Jatarie	g	5-12	0-0	1-1	3	2	5	0	11	0	0	0	1	17
Team						6	1	7							
Totals			38-72	8-15	15-22	23	27	50	7	99	25	7	6	9	200

FG % 1st Half: 18-35 51.4%	2nd half: 20-37 54.1%	Game: 38-72 52.8%	Deadbll
3FG % 1st Half: 4-8 50.0%	2nd half: 4-7 57.1%	Game: 8-15 53.3%	Rebounds
FT % 1st Half: 5-9 55.6%	2nd half: 10-13 76.9%	Game: 15-22 68.2%	1

Officials: Beverly Roberts, Denise Brooks, Maj Forsberg
 Technical fouls: Clemson-None. #2/3 South Carolina-None.
 Attendance: 11012

Score by periods	1st	2nd	Total
Clemson	21	20	41
#2/3 South Carolina	45	54	99

Points	In	Off	2nd	Fast	Bench
CU	16	9	7	2	14
SC	46	23	31	8	45

Last FG - CU 2nd-00:33, SC 2nd-01:02. Largest lead - CU by 4 1st-17:36, SC by 60 2nd-01:43.
 Score tied - 1 time. Lead changed - 1 time.



Official Basketball Box Score – Game Totals – Final Statistics
San Diego State vs #2/3 South Carolina
 11/23/14 2 p.m. at Columbia, S.C./Colonial Life Arena



San Diego State 38 • 1-3

#	Player	Total		3-Ptr		Rebounds			PF	TP	A	TO	Blk	Stl	Min
		FG	FGA	FT	FTA	Off	Def	Tot							
02	HUNTER, Kristina	f	0-6	0-0	0-0	1	3	4	1	0	0	3	1	1	25
05	CULBERSON, Chairese	f	1-5	1-3	0-0	2	4	6	2	3	1	2	0	0	23
25	AMARIKWA, Erimma	f	4-9	0-0	1-4	2	4	6	1	9	1	5	0	0	29
11	HARVEY, Ahjalee	g	1-5	1-3	0-0	0	0	0	4	3	1	3	3	1	22
20	JOHNSON, Chloe	g	1-2	0-0	0-0	0	1	1	4	2	0	3	0	1	13
00	SMITH, Deidra	g	2-4	0-0	0-0	2	3	5	2	4	0	3	1	1	14
11	FORT, McKynzie	g	1-7	1-1	1-2	1	1	2	2	4	4	7	0	1	27
22	THORNERSON, Lexy	g	1-6	0-4	0-0	1	1	2	0	2	0	0	0	0	11
30	GREENHOUSE, Cheyenne	g	1												



Official Basketball Box Score - Game Totals - Final Statistics
 #22/22 Syracuse vs #1/2 South Carolina
 11/28/14 8:00 PM at Freeport Grand Bahamas



#22/22 Syracuse 63 • 4-1

#	Player	Total		3-Ptr		Rebounds			PF	TP	A	TO	Blk	Stl	Min
		FG	FGA	FG	FGA	FT	FTA	Off							
01	Alexis Peterson	*	4-10	1-4	0-0	3	3	6	3	9	9	3	0	1	40
10	Isabella Slim	*	1-2	1-2	0-0	1	0	1	1	3	0	1	0	0	11
11	Cornelia Fondren	*	5-7	1-2	1-1	3	3	6	4	12	1	0	0	0	25
13	Brianna Butler	*	6-21	4-10	2-2	0	4	4	3	18	0	4	0	0	31
50	Brianna Day	*	3-7	0-0	7-11	7	10	17	3	13	1	2	1	1	37
00	Diamond Henderson	*	3-8	0-3	0-0	0	0	0	3	6	0	2	0	1	30
22	Taylor Ford	*	0-3	0-2	2-4	1	7	8	2	2	4	1	0	0	23
44	Amber Witherspoon	*	0-0	0-0	0-0	0	1	1	2	0	0	1	0	0	3
	Team					4	3	7			2				
	Totals		22-58	7-23	12-18	19	31	50	21	63	15	16	1	3	200

FG % 1st Half: 14-30 46.7% 2nd half: 8-28 28.6% Game: 22-58 37.9%
 3FG % 1st Half: 4-12 33.3% 2nd half: 3-11 27.3% Game: 7-23 30.4%
 FT % 1st Half: 3-5 60.0% 2nd half: 9-13 69.2% Game: 12-18 66.7%

#1/2 South Carolina 67 • 5-0

#	Player	Total		3-Ptr		Rebounds			PF	TP	A	TO	Blk	Stl	Min
		FG	FGA	FG	FGA	FT	FTA	Off							
24	WELCH, Aleighsa	f	5-9	0-0	1-2	2	3	5	2	11	3	1	1	0	36
33	IBIAM, Elem	f	0-4	0-0	0-0	2	1	3	4	0	2	2	1	0	15
41	COATES, Alaina	f	0-0	0-0	0-0	0	1	1	2	0	0	0	0	0	13
25	SESSIONS, Khadijah	g	2-8	1-5	0-1	0	1	1	1	5	3	0	1	1	22
05	MITCHELL, Tiffany	g	6-13	3-8	6-8	4	4	8	2	21	3	1	0	1	40-
01	CUEVAS, Bianca	g	0-4	0-3	0-0	0	0	0	3	0	0	0	0	0	9
02	GAINES, Olivia	g	0-0	0-0	0-0	0	0	0	0	0	0	0	0	0	2
22	WILSON, A'ja	g	5-13	0-0	5-9	4	6	10	3	15	0	1	1	2	26
23	ROY, Tina	g	4-10	4-9	0-0	2	0	2	1	12	5	0	0	0	22
31	DOZIER, Asia	g	1-1	1-1	0-0	0	0	0	0	3	1	0	0	0	7
40	WHITE, Jatarie	g	0-2	0-0	0-0	0	0	0	1	0	0	0	0	0	8
	Team					2	3	5							
	Totals		23-64	9-26	12-20	16	19	35	19	67	17	5	4	4	200

FG % 1st Half: 11-32 34.4% 2nd half: 12-32 37.5% Game: 23-64 35.9%
 3FG % 1st Half: 4-13 30.8% 2nd half: 5-13 38.5% Game: 9-26 34.6%
 FT % 1st Half: 5-8 62.5% 2nd half: 7-12 58.3% Game: 12-20 60.0%

Officials: Kathy Lynch, Andy Bills, D'Lynn Schertz
 Technical fouls: #22/22 Syracuse-None. #1/2 South Carolina-None.
 Attendance: 342

Score by periods	1st	2nd	Total
#22/22 Syracuse	35	28	63
#1/2 South Carolina	31	36	67

Points	In	Off	2nd	Fast	Bench
Paint	Paint	T/O	Chance	Break	
SU	16	6	17	0	8
SC	20	11	13	0	30

Last FG - SU 2nd-06:43, SC 2nd-00:51.
 Largest lead - SU by 12 1st-08:41, SC by 7 1st-16:52.

Score tied - 4 times.
 Lead changed - 8 times.



Official Basketball Box Score - Game Totals - Final Statistics
 NC Central vs #1/2 South Carolina
 12/01/14 7 p.m. at Columbia, S.C./Colonial Life Arena



NC Central 26 • 2-4

#	Player	Total		3-Ptr		Rebounds			PF	TP	A	TO	Blk	Stl	Min
		FG	FGA	FG	FGA	FT	FTA	Off							
25	DIXON, Tisha	f	1-6	0-0	1-4	0	0	0	3	3	1	1	1	1	20
15	DAVIS, Raquel	c	2-3	0-0	2-4	2	2	4	5	6	0	3	0	1	18
13	WILLIAMS, Rachel	g	0-1	0-0	0-0	0	0	0	2	0	0	2	0	0	19
23	JONES, Morgan	g	3-8	1-3	0-0	0	3	3	3	7	0	6	0	0	28
24	CONERLY, Khyra	g	1-5	0-0	0-0	0	1	1	4	2	0	5	0	2	13
03	HYNES, Alexus	g	0-2	0-1	0-0	0	1	1	0	0	0	4	0	0	21
04	ASKEW, Kristin	g	1-4	1-2	0-0	1	0	1	0	3	0	1	0	0	13
10	WHALEY-BRIGGS, M.	g	0-0	0-0	0-0	0	3	3	0	0	0	2	0	0	8
21	WORKS, Nikki	g	2-12	0-4	1-2	1	2	3	3	5	0	2	0	0	33
32	ATKINSON, Imani	g	0-3	0-0	0-0	0	0	0	0	0	0	1	0	1	8
33	CLEMENT, Tia	g	0-0	0-0	0-0	0	0	0	0	0	1	0	0	0	4
35	MORTON, Kierona	g	0-1	0-0	0-0	0	4	4	1	0	0	0	0	2	15
	Team					2	1	3			1				
	Totals		10-45	2-10	4-10	6	17	23	22	26	2	28	1	7	200

FG % 1st Half: 6-22 27.3% 2nd half: 4-23 17.4% Game: 10-45 22.2%
 3FG % 1st Half: 2-5 40.0% 2nd half: 0-5 0.0% Game: 2-10 20.0%
 FT % 1st Half: 2-6 33.3% 2nd half: 2-4 50.0% Game: 4-10 40.0%

#1/2 South Carolina 90 • 7-0

#	Player	Total		3-Ptr		Rebounds			PF	TP	A	TO	Blk	Stl	Min
		FG	FGA	FG	FGA	FT	FTA	Off							
24	WELCH, Aleighsa	f	5-7	0-0	1-1	1	3	4	2	11	2	2	1	1	24
33	IBIAM, Elem	f	4-5	0-0	2-5	1	3	4	1	10	0	0	3	0	20
41	COATES, Alaina	c	4-7	0-0	1-2	0	5	5	2	9	1	1	2	0	21
25	SESSIONS, Khadijah	g	2-2	0-0	0-0	1	3	4	1	4	8	1	0	4	19
05	MITCHELL, Tiffany	g	6-8	1-3	1-2	0	3	3	0	14	4	1	0	7	24
00	FARMER, India	g	0-0	0-0	0-0	1	1	2	0	0	0	0	0	0	2
01	CUEVAS, Bianca	g	1-4	1-4	1-2	0	1	1	1	4	5	1	2	3	20
02	GAINES, Olivia	g	2-3	0-0	0-0	0	1	1	0	4	0	1	0	0	7
03	DUCKETT, Kaydra	g	1-1	0-0	0-0	0	1	1	0	2	0	1	0	1	4
15	DAVIS, Tiffany	g	0-1	0-1	0-0	0	1	1	0	0	1	0	0	0	6
22	WILSON, A'ja	g	4-12	0-0	8-9	5	3	8	2	16	1	1	0	2	17
23	ROY, Tina	g	0-1	0-1	0-0	0	2	2	0	0	3	1	0	1	13
31	DOZIER, Asia	g	5-6	3-4	1-1	0	0	0	0	14	1	1	0	2	16
40	WHITE, Jatarie	g	1-1	0-0	0-0	0	1	1	2	2	0	2	0	0	7
	Team					1	2	3							
	Totals		35-58	5-13	15-22	10	30	40	11	90	26	13	8	21	200

FG % 1st Half: 14-22 63.6% 2nd half: 21-36 58.3% Game: 35-58 60.3%
 3FG % 1st Half: 1-3 33.3% 2nd half: 4-10 40.0% Game: 5-13 38.5%
 FT % 1st Half: 10-16 62.5% 2nd half: 5-6 83.3% Game: 15-22 68.2%

Officials: Sue Bauch, Jesse Dickerson, Eric Brewton
 Technical fouls: NC Central-None. #1/2 South Carolina-None.
 Attendance: 8823

Score by periods	1st	2nd	Total
NC Central	16	10	26
#1/2 South Carolina	39	51	90

Points	In	Off	2nd	Fast	Bench
Paint	Paint	T/O	Chance	Break	
NCCU	12	7	3	0	8
SC	58	31	3	34	42

Last FG - NCCU 2nd-04:15, SC 2nd-00:36.
 Largest lead - NCCU None, SC by 64 2nd-00:36.

Score tied - 0 times.
 Lead changed - 0 times.



Official Basketball Box Score - Game Totals - Final Statistics
 Charlotte vs #1/2 South Carolina
 12/04/14 8 p.m. at Columbia, S.C./Colonial Life Arena



Charlotte 61 • 1-6

#	Player	Total		3-Ptr		Rebounds			PF	TP	A	TO	Blk	Stl	Min
		FG	FGA	FG	FGA	FT	FTA	Off							
50	RANKIN, Olivia	f	4-5	0-0	0-0	1	1	2	5	8	0	1	0	1	15
03	HOLMES, Ayanna	g	2-6	0-0	4-4	0	2	2	4	8	8	5	0	2	34
20	GORDON, Kira	g	3-9	0-1	1-3	1	3	4	3	7	1	1	1	2	33
21	WEBSTER, Lefty	g	7-13	0-0	3-4	1	0	1	4	17	2	5	0	2	32
22	SIGMON, Hillary	g	4-5	3-3	2-2	2	0	2	3	13	0	6	0	0	26
00	RANSOM, Amaya	g	0-2	0-0	0-0	0	0	0	0	0	2	0	0	1	5
01	GREGORY, Ciara	g	0-5	0-3	0-0	3	0	3	1	0	1	0	0	0	16
11	DEMPSEY, Griffin	g	0-1	0-0	0-0	0	0	0	1	0	1	0	0	0	9
23	OLLEY, Kenya	g	4-7	0-1	0-0	0	1	1	1	8	0	0	1	1	25
33	BROWN, Tanisha	g	0-0	0-0	0-0	0	1	1	1	0	1	0	0	0	5
	Team					4	0	4							
	Totals		24-53	3-8	10-13	12	8	20	23	61	16	1			



Official Basketball Box Score -- Game Totals -- Final Statistics
Savannah State vs #1/1 South Carolina
 12/14/14 12 p.m. at Columbia, S.C. / Colonial Life Arena



Savannah State 49 • 4-3

#	Player	Total		3-Ptr		Rebounds			PF	TP	A	TO	Blk	Stl	Min
		FG-FGA	FG-FGA	FG-FGA	FT-FTA	Off	Def	Tot							
44	DAVIS,Tiyonda	c	2-3	0-0	0-0	2	2	4	5	4	1	3	0	1	17
01	DORSEY,Bria	g	3-7	0-0	0-1	1	1	2	2	6	2	5	0	0	26
02	HENDRIX,Kenyata	g	2-7	1-5	2-2	0	1	1	0	7	0	1	0	2	29
04	NORMAN,Jasmine	g	4-8	0-0	1-2	0	0	0	5	9	1	2	0	1	19
23	KALU,Ezinne	g	8-16	0-3	2-4	0	2	2	4	18	2	1	0	1	37
05	FIELDS,Lauryn	g	0-2	0-1	0-0	0	0	0	0	0	0	1	0	0	8
10	NIXON,Kilah	g	0-0	0-0	0-0	0	0	0	0	0	0	0	0	0	5
12	YOUNG,Jada	g	1-4	0-0	0-0	0	2	2	3	2	0	2	1	1	10
13	THOMAS,Jazmin	g	0-0	0-0	0-0	0	0	0	1	0	1	1	0	0	3
14	RICHARDSON,Tanease	g	1-3	0-0	0-0	0	2	2	4	2	0	0	0	0	11
15	BUIE,Shanikwa	g	0-3	0-1	1-2	1	3	4	3	1	0	0	0	1	10
24	BROWN,Devja	g	0-5	0-4	0-0	0	0	0	3	0	1	2	0	1	13
25	BUSH,Destini	g	0-1	0-0	0-0	1	2	3	1	0	0	1	1	0	12
	Team					1	0	1							
	Totals		21-59	1-14	6-11	6	15	21	31	49	8	20	2	8	200

FG % 1st Half: 10-28 35.7% 2nd half: 11-31 35.5% Game: 21-59 35.6% **Deadball Rebounds 0**
 3FG % 1st Half: 1-7 14.3% 2nd half: 0-7 0.0% Game: 1-14 7.1%
 FT % 1st Half: 1-2 50.0% 2nd half: 5-9 55.6% Game: 6-11 54.5%

#1/1 South Carolina 111 • 9-0

#	Player	Total		3-Ptr		Rebounds			PF	TP	A	TO	Blk	Stl	Min
		FG-FGA	FG-FGA	FG-FGA	FT-FTA	Off	Def	Tot							
24	WELCH,Aleighsa	f	5-7	0-0	1-4	4	4	8	1	11	0	3	0	1	20
31	DOZIER,Asia	f	0-2	0-1	0-0	0	0	0	0	0	2	0	0	0	15
33	IBIAM,Elem	c	7-9	0-0	7-8	2	2	4	0	21	0	0	1	0	18
05	SESSIONS,Khadijah	g	1-5	0-1	2-3	2	0	2	0	4	4	1	0	4	16
25	MITCHELL,Tiffany	g	6-7	1-1	2-2	0	2	2	2	15	2	0	1	1	21
00	FARMER,India	g	0-2	0-2	1-1	1	1	2	0	1	0	0	0	0	4
01	CUEVAS,Bianca	g	4-7	0-1	1-1	0	1	1	3	9	0	3	0	4	18
02	GAINES,Olivia	g	0-3	0-0	2-2	2	2	4	1	2	1	0	0	0	15
03	DUCKETT,Kaydra	g	0-3	0-0	2-2	2	2	4	1	2	1	0	1	0	7
15	DAVIS,Tiffany	g	0-0	0-0	3-4	0	1	1	1	3	1	0	0	0	10
22	WILSON,A'ja	g	8-10	0-0	7-10	2	4	6	2	23	1	1	2	1	21
23	ROY,Tina	g	0-2	0-2	0-0	0	7	7	1	0	10	2	0	0	18
41	COATES,Alaina	g	7-8	0-0	6-9	3	7	10	0	20	1	2	1	0	17
	Team					2	3	5							
	Totals		38-65	1-8	34-47	20	36	56	12	111	23	12	6	11	200

FG % 1st Half: 22-31 71.0% 2nd half: 16-34 47.1% Game: 38-65 58.5% **Deadball Rebounds 5,1**
 3FG % 1st Half: 1-3 33.3% 2nd half: 0-5 0.0% Game: 1-8 12.5%
 FT % 1st Half: 15-23 65.2% 2nd half: 19-24 79.2% Game: 34-47 72.3%

Officials: Bob Trammell, Jennifer Rezac, Angelica Suffren
 Technical fouls: Savannah State-None. #1/1 South Carolina-None.
 Attendance: 9605

Score by periods	1st	2nd	Total
Savannah State	22	27	49
#1/1 South Carolina	60	51	111

Points In Off 2nd Fast
 Savannah State 26 26 12 3 6 5
 #1/1 South Carolina 70 34 24 6 18 50
 Score tied - 2 times. Lead changed - 3 times.



Official Basketball Box Score -- Game Totals -- Final Statistics
#1/1 South Carolina vs Hampton
 12/17/14 7:00 pm at Hampton, Va. (HU Convocation Center)



#1/1 South Carolina 69 • 10-0

#	Player	Total		3-Ptr		Rebounds			PF	TP	A	TO	Blk	Stl	Min
		FG-FGA	FG-FGA	FG-FGA	FT-FTA	Off	Def	Tot							
24	WELCH,Aleighsa	f	1-4	0-0	2-4	3	2	5	3	4	4	1	0	0	24
31	DOZIER,Asia	f	1-5	1-4	0-0	0	0	0	0	3	2	1	1	0	17
33	IBIAM,Elem	c	1-5	0-0	2-4	4	3	7	4	4	2	4	1	0	25
05	SESSIONS,Khadijah	g	1-3	0-1	0-0	1	2	3	2	2	5	0	0	0	24
25	MITCHELL,Tiffany	g	7-10	6-8	0-0	1	3	4	4	20	3	1	0	0	30
01	CUEVAS,Bianca	g	5-6	2-3	0-0	0	1	1	1	12	1	2	0	1	19
02	GAINES,Olivia	g	0-0	0-0	0-0	0	0	0	0	0	0	0	0	0	6
15	DAVIS,Tiffany	g	0-0	0-0	0-0	0	1	1	0	0	0	2	0	0	3
22	WILSON,A'ja	g	5-9	0-0	2-2	2	4	6	3	12	1	2	1	1	17
23	ROY,Tina	g	0-4	0-3	0-0	0	2	2	0	0	1	1	1	0	14
41	COATES,Alaina	g	4-9	0-0	4-6	3	10	13	2	12	0	4	3	0	21
	Team					4	2	6							
	Totals		25-55	9-19	10-16	18	30	46	19	69	19	18	7	2	200

FG % 1st Half: 13-33 39.4% 2nd half: 12-22 54.5% Game: 25-55 45.5% **Deadball Rebounds 3**
 3FG % 1st Half: 5-12 41.7% 2nd half: 4-7 57.1% Game: 9-19 47.4%
 FT % 1st Half: 6-8 75.0% 2nd half: 4-8 50.0% Game: 10-16 62.5%

Hampton 49 • 3-6

#	Player	Total		3-Ptr		Rebounds			PF	TP	A	TO	Blk	Stl	Min
		FG-FGA	FG-FGA	FG-FGA	FT-FTA	Off	Def	Tot							
23	HOBGOOD,Tyler	f	1-3	0-0	0-2	2	3	5	4	2	0	3	0	0	15
00	TATE-DeFREITAS,Malia	g	7-20	1-4	4-4	0	2	2	1	19	1	3	0	1	40
01	COLE,Kenia	g	3-7	2-6	1-2	2	2	4	2	9	4	1	0	2	40
02	WHITE,Kyani	g	4-7	1-2	2-2	0	0	0	1	11	1	2	0	0	38
15	JORDAN,Ryan	g	3-13	1-4	0-1	0	4	4	4	7	2	1	1	2	38
05	MARSHALL,Jackie	g	0-1	0-1	0-0	0	0	0	0	0	0	0	0	0	2
24	DAVIS,Arielle	g	0-0	0-0	0-0	0	0	0	1	0	0	0	0	0	2
34	WARD,Brielle	g	0-1	0-0	1-2	0	3	3	5	1	0	0	0	0	25
	Team					2	1	3							
	Totals		18-52	5-17	8-13	6	15	21	18	49	8	10	1	5	200

FG % 1st Half: 9-26 34.6% 2nd half: 9-26 34.6% Game: 18-52 34.6% **Deadball Rebounds 3**
 3FG % 1st Half: 4-9 44.4% 2nd half: 1-8 12.5% Game: 5-17 29.4%
 FT % 1st Half: 3-4 75.0% 2nd half: 5-9 55.6% Game: 8-13 61.5%

Officials: Norma Jones, Rachelle Jones, Erika Herriman
 Technical fouls: #1/1 South Carolina-None. Hampton-None.
 Attendance: 4000

Score by periods	1st	2nd	Total
#1/1 South Carolina	37	32	69
Hampton	25	24	49

Points In Off 2nd Fast
 #1/1 South Carolina 26 10 17 11 36
 Hampton 14 19 6 4 1
 Last FG - SC 2nd-00:23, HU 2nd-00:52. Largest lead - SC by 27 2nd-03:58, HU by 1 1st-19:08. Score tied - 2 times. Lead changed - 4 times.



Official Basketball Box Score -- Game Totals -- Final Statistics
Central Michigan vs #1/1 South Carolina
 12/20/14 12:00 PM at Williams Arena (Minneapolis, Minn.)



Central Michigan 45 • 4-4

#	Player	Total		3-Ptr		Rebounds			PF	TP	A	TO	Blk	Stl	Min
		FG-FGA	FG-FGA	FG-FGA	FT-FTA	Off	Def	Tot							
23	Bradford, Crystal	f	9-18	1-3	1-2	0	4	4	2	20	1	4	0	0	34
32	Bracey,Jas'Mine	f	1-5	0-0	0-1	3	5	8	4	2	1	5	0	1	23
03	Green,Jessica	g	1-10	0-2	2-2	2	0	2	1	4	1	3	0	0	21
10	Breen,Cassandra	g	0-3	0-0	0-0	0	2	2	0	0	3	0	0	0	9
12	Tamm,Kerby	g	1-2	1-2	0-0	0	2	2	0	3	0	0	0	1	31
01	Turner,Da'Jourie	g	1-4	0-2	2-2	0	0	0	0	4	1	1	0	2	21
02	Jones,Lorreal	g	4-9	0-1	2-2	4	4	8	3	10	1	4	0	1	26
14	Corley,Amani	g	1-4	0-1	0-0	0	3	3	0	2	1	3	0	1	18
21	Fabrics,Rikke	g	0-0	0-0	0-0	0	1	1	1	0	0	0	0	0	3
22	Moore,Tinara	g	0-3	0-0	0-0	0	3	3	1	0	1	0	1	0	12
24	Herrington,Karli	g	0-1	0-1	0-0	0	1	1	0	0	0	0	0	0	2
	Team					2	0	2							
	Totals		18-59	2-12	7-9	11	25	36	12	45	7	23	1	6	200

FG % 1st Half: 10-36 27.8% 2nd half: 8-23 34.8% Game: 18-59 30.5% **Deadball Rebounds 0**
 3FG % 1st Half: 0-6 0.0% 2nd half: 2-6 33.3% Game: 2-12 16.7%
 FT % 1st Half: 4-4 100.0% 2nd half: 3-5 60.0% Game: 7-9 77.8%

#1/1 South Carolina 80 • 11-0

#	Player	Total		3-Ptr		Rebounds			PF	TP	A	TO	Blk	Stl	Min
		FG-FGA	FG-FGA	FG-FGA	FT-FTA	Off	Def	Tot							
24	WELCH,Aleighsa	f	6-10	0-1	0-2	2	1	3	1	12	2	2	0	0	26
31	DOZIER,Asia	f	2-6	0-2	0-0	0	1	1	0	4	3	1	0	1	22
33	IBIAM,Elem	c	5-12	0-0	0-1	6	6	12	1	10	1	0	2	0	18
05	SESSIONS,Khadijah	g	1-3	0-2	0-0	1	1	2	1	2	3	4	0	2	21
25	MITCHELL,Tiffany	g	7-10	3-6	1-2	1	3	4	1	18	2	4	0	5	24
00	FARMER,India	g	0-0	0-0	0-0	0	0	0	0	0	0	0	0	0	1
01	CUEVAS,Bianca	g	1-7	0-4	0-0										



Official Basketball Box Score -- Game Totals -- Final Statistics
Auburn vs #1/1 South Carolina
01/02/15 7 p.m. at Columbia, S.C. / Colonial Life Arena



Auburn 58 • 9-5, 0-1 SEC

##	Player	Total		3-Ptr		Rebounds			PF	TP	A	TO	Blk	Stl	Min
		FG-FGA	FG-FGA	FG-FGA	FG-FGA	Off	Def	Tot							
13	Katie Frerking	f	2-13	1-5	0-0	1	4	5	3	5	0	1	0	0	24
44	Tra/Cee Tanner	f	2-5	0-0	0-0	1	4	5	5	4	2	4	1	1	29
10	Brandy Montgomery	g	3-10	0-3	0-0	2	5	7	1	6	0	2	0	1	33
22	Kiani Parker	g	2-3	1-1	0-0	0	2	2	4	5	3	0	0	2	14
40	Khaday Dieng	g	0-1	0-0	0-0	0	0	0	2	0	0	0	0	1	12
00	Hasina Muhammad	g	8-18	0-0	10-10	1	1	2	4	26	0	1	3	3	29
23	Jessica Jones	g	0-1	0-1	0-0	0	0	0	2	0	0	0	1	1	6
25	Neydja Petithomme	g	3-6	2-3	2-4	3	1	4	3	10	3	2	0	1	28
35	Asia Robeson	g	1-5	0-1	0-0	2	1	3	1	2	0	1	1	1	17
50	Cabriana Capers	g	0-0	0-0	0-0	1	2	3	0	0	0	0	0	0	8
Team					2		1		3			1			
Totals			21-62	4-14	12-14	13	21	34	26	58	8	16	6	11	200

FG % 1st Half: 7-29 24.1% 2nd half: 14-33 42.4% Game: 21-62 33.9% Deaddball Rebounds
3FG % 1st Half: 1-6 16.7% 2nd half: 3-8 37.5% Game: 4-14 28.6% 1,1
FT % 1st Half: 2-2 100.0 2nd half: 10-12 83.3% Game: 12-14 85.7%

#1/1 South Carolina 75 • 13-0, 1-0 SEC

##	Player	Total		3-Ptr		Rebounds			PF	TP	A	TO	Blk	Stl	Min
		FG-FGA	FG-FGA	FG-FGA	FG-FGA	Off	Def	Tot							
24	WELCH, Aleighsa	f	6-6	0-0	0-1	3	3	6	0	12	0	2	1	0	19
31	DOZIER, Asia	f	2-6	1-3	0-0	0	0	0	1	5	4	2	0	1	16
33	IBIAM, Elem	c	5-8	0-0	1-2	2	0	2	3	11	0	1	1	0	19
05	SESSIONS, Khadijah	g	1-2	0-1	1-1	0	3	3	2	3	4	4	0	2	23
25	MITCHELL, Tiffany	g	1-9	1-4	4-4	0	1	1	1	7	4	2	0	2	26
00	FARMER, India	g	0-0	0-0	0-0	0	1	1	0	0	0	0	0	0	2
01	CUEVAS, Bianca	g	4-8	0-2	2-3	0	0	0	2	10	1	2	1	1	20
02	GAINES, Olivia	g	1-1	0-0	1-2	0	1	1	3	3	1	1	0	1	16
15	DAVIS, Tiffany	g	0-0	0-0	0-0	0	0	0	0	0	0	0	0	0	1
22	WILSON, A'ja	g	6-17	0-0	0-1	2	8	10	3	12	1	1	2	0	27
23	ROY, Tina	g	1-1	1-1	0-0	0	1	1	0	3	2	3	0	0	11
41	COATES, Alaina	g	3-4	0-0	5-9	5	9	14	1	11	0	0	1	1	20
Team					3		0		3						
Totals			30-62	3-11	14-23	15	27	42	16	77	17	18	6	8	200

FG % 1st Half: 15-33 45.5% 2nd half: 15-29 51.7% Game: 30-62 48.4% Deaddball Rebounds
3FG % 1st Half: 1-6 16.7% 2nd half: 2-5 40.0% Game: 3-11 27.3% 4,2
FT % 1st Half: 3-4 75.0% 2nd half: 11-19 57.9% Game: 14-23 60.9%

Officials: Beverly Roberts, Kelly Johnson, Bill Laranca
Technical fouls: Auburn-TEAM. #1/1 South Carolina-None.
Attendance: 16465

Score by periods			
	1st	2nd	Total
Auburn	17	41	58
#1/1 South Carolina	34	43	77

	Points	In Paint	Off T/O	2nd Chance	Fast Break	Bench
AU	24	12	13	8	38	38
SC	52	28	16	22	39	39

Last FG - AU 2nd-00:06, SC 2nd-01:53.
Largest lead - AU None, SC by 23 2nd-05:53.

Score tied - 0 times.
Lead changed - 0 times.



Official Basketball Box Score -- Game Totals -- Final Statistics
#1/1 South Carolina vs LSU
01/04/15 2:05 p.m. at Baton Rouge, La. (Maravich Center)



#1/1 South Carolina 75 • 14-0 (2-0 SEC)

##	Player	Total		3-Ptr		Rebounds			PF	TP	A	TO	Blk	Stl	Min
		FG-FGA	FG-FGA	FG-FGA	FG-FGA	Off	Def	Tot							
24	WELCH, Aleighsa	f	3-4	0-0	0-2	1	4	5	0	6	1	0	1	0	21
31	DOZIER, Asia	f	1-3	1-3	0-0	0	0	0	1	3	1	1	0	0	12
33	IBIAM, Elem	c	1-2	0-0	0-0	0	4	4	2	2	1	0	1	0	18
05	SESSIONS, Khadijah	g	0-1	0-1	0-0	1	2	3	3	0	0	1	0	1	13
25	MITCHELL, Tiffany	g	7-12	3-6	0-0	0	4	4	2	17	2	4	0	1	24
00	FARMER, India	g	0-0	0-0	0-0	0	0	0	0	0	0	0	0	0	2
01	CUEVAS, Bianca	g	2-8	1-4	3-3	0	1	1	2	8	2	2	0	2	18
02	GAINES, Olivia	g	1-3	0-0	0-0	0	0	0	2	2	3	1	0	2	19
03	DAVIS, Tiffany	g	0-0	0-0	0-0	0	0	0	0	0	0	0	0	0	1
15	DAVIS, Tiffany	g	1-1	1-1	0-0	0	3	3	1	3	2	3	0	0	11
22	WILSON, A'ja	g	7-11	0-0	7-9	3	10	13	3	21	2	5	3	1	26
23	ROY, Tina	g	2-6	2-6	0-0	0	1	1	1	6	4	3	0	0	21
41	COATES, Alaina	g	2-2	0-0	3-4	1	3	4	2	7	0	3	2	0	14
Team					4		0		4						
Totals			27-53	8-21	13-18	10	32	42	19	75	18	23	7	8	200

FG % 1st Half: 15-30 50.0% 2nd half: 12-23 52.2% Game: 27-53 50.9% Deaddball Rebounds
3FG % 1st Half: 6-15 40.0% 2nd half: 2-6 33.3% Game: 8-21 38.1% 2
FT % 1st Half: 1-3 33.3% 2nd half: 12-15 80.0% Game: 13-18 72.2%

LSU 51 • 7-7 (1-1 SEC)

##	Player	Total		3-Ptr		Rebounds			PF	TP	A	TO	Blk	Stl	Min
		FG-FGA	FG-FGA	FG-FGA	FG-FGA	Off	Def	Tot							
23	AMICHA, Stephanie	f	4-6	0-0	0-2	4	3	7	3	8	1	5	0	2	23
42	BOYKIN, Sheila	f	3-6	0-0	0-0	3	8	11	2	6	0	1	0	2	25
11	MONCRIEF, Raigyne	g	3-12	0-0	1-3	2	2	4	1	7	0	1	0	1	22
13	HILL, Rina	g	2-6	0-0	1-2	0	1	1	2	5	1	1	0	0	22
24	HARDEEN, DaSHAWN	g	4-12	0-1	1-2	0	3	3	3	9	0	4	1	3	25
01	DEEMER, Jenna	g	2-6	0-3	1-2	0	0	0	0	5	1	0	0	1	23
03	BETHEL, Akilah	g	0-3	0-0	1-2	2	1	3	2	1	0	2	0	1	13
04	PEDERSEN, Anne	g	3-8	1-3	1-2	1	0	1	3	8	0	2	0	2	26
01	RHODES, Jasmine	g	1-3	0-0	0-1	1	0	1	1	2	1	1	0	1	16
31	JONES, Ann	g	0-2	0-0	0-0	1	1	2	3	0	0	1	0	0	5
Team					2		0		2						
Totals			22-64	1-7	6-16	16	19	35	20	51	4	18	1	13	200

FG % 1st Half: 9-27 33.3% 2nd half: 13-37 35.1% Game: 22-64 34.4% Deaddball Rebounds
3FG % 1st Half: 1-3 33.3% 2nd half: 0-4 0.0% Game: 1-7 14.3% 2
FT % 1st Half: 3-9 33.3% 2nd half: 3-7 42.9% Game: 6-16 37.5%

Officials: Laura Morris, Eric Brewton, Ed Sidlasky
Technical fouls: #1/1 South Carolina-None. LSU-None.
Attendance: 3438
Actual Attendance: 2439

Score by periods			
	1st	2nd	Total
#1/1 South Carolina	37	38	75
LSU	22	29	51

	Points	In Paint	Off T/O	2nd Chance	Fast Break	Bench
SC	36	14	5	8	47	47
LSU	26	14	13	0	16	16

Last FG - SC 2nd-03:00, LSU 2nd-00:06.
Largest lead - SC by 31 2nd-11:07, LSU by 2 1st-18:22.

Score tied - 1 time.
Lead changed - 1 time.



Official Basketball Box Score -- Game Totals -- Final Statistics
#1/1 South Carolina vs Alabama
01/08/15 6 p.m. at Tuscaloosa, Ala. (Foster Auditorium)



#1/1 South Carolina 102 • 15-0, 3-0 SEC

##	Player	Total		3-Ptr		Rebounds			PF	TP	A	TO	Blk	Stl	Min
		FG-FGA	FG-FGA	FG-FGA	FG-FGA	Off	Def	Tot							
24	WELCH, Aleighsa	f	5-6	0-0	0-0	0	2	2	4	10	1	0	1	0	22
31	DOZIER, Asia	f	6-8	3-5	0-0	0	2	2	2	15	2	1	0	2	24
33	IBIAM, Elem	c	2-3	0-0	0-0	1	2	3	2	4	0	1	0	0	15
05	SESSIONS, Khadijah	g	1-3	0-1	0-0	1	0	1	0	2	5	0	0	4	18
25	MITCHELL, Tiffany	g	6-10	3-6	1-1	0	1	1	2	16	3	0	0	1	26
00	FARMER, India	g	0-1	0-0	0-0	1	0	1	1	0	0	0	0	0	4
01	CUEVAS, Bianca	g	1-5	1-4	4-4	1	2	3	0	7	3	0	0	0	15
02	GAINES, Olivia	g	1-2	0-1	0-0	1	0	1	1	2	3	0	0	0	13
03	DUCKETT, Kaydra	g	0-0	0-0	0-0	0	1	1	0	0	0	0	0	0	4
15	DAVIS, Tiffany	g	1-1	1-1	1-2	1	0	1	0	4	0	0	0	0	4
22	WILSON, A'ja	g	3-7	0-0	5-7	0	5	5	1	11	3	4	3	1	19
23	ROY, Tina	g	4-4	3-3	0-0	0	2	2	1	11	1	1	0	0	15
41	COATES, Alaina	g	7-8	0-0	6-6	2	1	3	1	20	1	0	3	0	21
Team					0		4		4						
Totals			37-58	11-21	17-20	8	22	30	15	102	22	7	7	8	200

FG % 1st Half: 19-28 67.9% 2nd half: 18-30 60.0% Game: 37-58 63.8% Deaddball Rebounds
3FG % 1st Half: 4-9 44.4% 2nd half: 7-12 58.3% Game: 11-21 52.4% 1
FT % 1st Half: 6-7 85.7% 2nd half: 11-13 84.6% Game: 17-20 85.0%

Alabama 59 • 11-7, 0-3 SEC

##	Player	Total		3-Ptr		Rebounds			PF	TP	A	TO	Blk	Stl	Min
		FG-FGA	FG-FGA	FG-FGA	FG-FGA	Off	Def	Tot							
13	Hegstetter, Nikki	f	1-4	0-1	0-0	1	0	1	1	2	0	2	1	0	15
20	Williams, Ashley	f	4-7	0-0	2-2	0	2	2	1	10	0	2	0	0	26
25	Hutchen, Briana	f	3-5	0-2	0-0	1	5	6	0	6	0	0	0	2	19
11	Cook, Hannah	g	0-1	0-1	3-5	0	0	0	2	3	4	0	0	0	17



Official Basketball Box Score -- Game Totals -- Final Statistics
#1/1 South Carolina vs Mizzou
1/15/15 8 p.m. at Mizzou Arena



#1/1 South Carolina 60 • 17-0, 5-0 SEC

#	Player	Total			3-Ptr			Rebounds			PF	TP	A	TO	Blk	Stl	Min
		FG-FGA	FG-FGA	FT-FTA	FG-FGA	FG-FGA	FT-FTA	Off	Def	Tot							
24	WELCH, Aleighsa	f	3-10	0-0	2-4	4	10	14	2	8	1	2	1	0	0	34	
31	DOZIER, Asia	f	1-5	1-4	0-0	0	3	3	2	3	0	1	0	0	0	30	
33	IBIAM, Elem	c	0-3	0-0	0-0	1	2	3	3	0	0	3	2	0	0	14	
05	SESSIONS, Khadijah	g	3-7	1-4	0-1	1	4	5	1	7	2	0	0	1	24		
25	MITCHELL, Tiffany	g	8-14	2-5	1-2	1	5	6	1	19	1	2	2	3	34		
01	CUEVAS, Bianca		1-5	0-0	3-4	1	1	2	2	5	1	1	0	1	15		
02	GAINES, Olivia		0-0	0-0	0-0	0	0	0	1	0	0	0	0	0	2		
22	WILSON, A'ja		1-3	0-0	1-4	1	3	4	2	3	0	1	0	0	12		
23	ROY, Tina		0-4	0-4	0-0	1	0	1	0	0	1	1	0	0	8		
40	WHITE, Jatarie		0-0	0-0	0-0	1	1	2	0	0	0	1	0	0	5		
41	COATES, Alaina		4-7	0-0	7-8	4	3	7	4	15	0	2	0	0	22		
Team						2	2	4									
Totals			21-58	4-17	14-23	17	34	51	18	60	6	14	5	5	200		

FG % 1st Half: 11-34 32.4% 2nd half: 10-24 41.7% Game: 21-58 36.2% Deadball Rebounds 3
 3FG % 1st Half: 1-9 11.1% 2nd half: 3-8 37.5% Game: 4-17 23.5%
 FT % 1st Half: 2-9 22.2% 2nd half: 12-14 85.7% Game: 14-23 60.9%

Mizzou 49 • 11-7, 1-4 SEC

#	Player	Total			3-Ptr			Rebounds			PF	TP	A	TO	Blk	Stl	Min
		FG-FGA	FG-FGA	FT-FTA	FG-FGA	FG-FGA	FT-FTA	Off	Def	Tot							
22	Frericks, Jordan	f	2-9	0-0	2-4	2	4	6	5	6	0	2	0	2	26		
03	Fowler, Bree	g	1-6	0-2	2-2	1	1	2	4	4	2	0	0	0	25		
11	Cunningham, Lindsey	g	1-2	0-0	1-2	0	3	3	2	3	3	1	0	0	36		
24	Michaelis, Sierra	g	8-15	4-7	2-3	2	5	7	5	22	1	4	0	1	35		
30	Eye, Morgan	g	1-10	1-6	2-2	1	6	7	3	5	0	1	0	3	32		
02	Stock, Morgan		0-4	0-3	0-0	0	0	0	1	0	0	0	0	0	15		
10	Stock, Maddie		3-6	2-4	1-2	0	4	4	2	9	0	3	0	1	20		
12	Hudyn, Michelle		0-1	0-0	0-0	0	1	1	0	0	0	0	0	0	6		
23	Robinson, Juanita		0-1	0-0	0-0	0	1	1	2	0	0	2	0	0	5		
Team						1	1	2			1						
Totals			16-54	7-22	10-15	7	26	33	24	49	6	14	0	7	200		

FG % 1st Half: 8-29 27.6% 2nd half: 8-25 32.0% Game: 16-54 29.6% Deadball Rebounds 2
 3FG % 1st Half: 3-11 27.3% 2nd half: 4-11 36.4% Game: 7-22 31.8%
 FT % 1st Half: 1-3 33.3% 2nd half: 9-12 75.0% Game: 10-15 66.7%

Officials: Michael McConnell, Gina Cross, Doug Knight
 Technical fouls: #1/1 South Carolina-WELCH, Aleighsa, Mizzou-None.
 Attendance: 1440

Score by periods	1st	2nd	Total
#1/1 South Carolina	25	35	60
Mizzou	20	29	49

	Points	In Paint	Off T/O	2nd Chance	Fast Break	Bench
SC	22	10	14	6	23	9
MU	14	0	4	0	9	

Last FG - SC 2nd-02:51, MU 2nd-00:02. Score tied - 4 times.
 Largest lead - SC by 14 2nd-00:15, MU by 2 1st-19:38. Lead changed - 1 time.



2014-15 South Carolina Basketball
South Carolina Game-by-Game Highs (as of Jan 15, 2015)
All games



Opponent	Date	Score	Points	Rebounds	Assists	Steals	Blocked shots
SOUTHERN CAL	11/15/14	70-61	18-MITCHELL, Tiffany COATES, Alaina	13-COATES, Alaina	6-ROY, Tina	3-ROY, Tina	4-WELCH, Aleighsa
CLEMSON	11/20/14	99-41	18-WILSON, A'ja	10-COATES, Alaina	5-MITCHELL, Tiffany	3-MITCHELL, Tiffany	2-COATES, Alaina IBIAM, Elem
SAN DIEGO STATE	11/23/14	89-38	20-MITCHELL, Tiffany	9-WILSON, A'ja	5-CUEVAS, Bianca	4-SESSIONS, Khadij CUEVAS, Bianca	1-WILSON, A'ja
vs Wisconsin	11/27/14	67-44	11-WILSON, A'ja	9-COATES, Alaina	4-DOZIER, Asia	3-WILSON, A'ja	2-WELCH, Aleighsa IBIAM, Elem WILSON, A'ja
vs #22/22 Syracuse	11/28/14	67-63	21-MITCHELL, Tiffany	10-WILSON, A'ja	5-ROY, Tina	2-WILSON, A'ja	1-SESSIONS, Khadij IBIAM, Elem WELCH, Aleighsa WILSON, A'ja
NC CENTRAL	12/01/14	90-26	16-WILSON, A'ja	8-WILSON, A'ja	8-SESSIONS, Khadij	7-MITCHELL, Tiffany	3-IBIAM, Elem
CHARLOTTE	12/04/14	82-61	17-WILSON, A'ja	13-COATES, Alaina	4-SESSIONS, Khadij	3-WILSON, A'ja	3-WILSON, A'ja
at #9/8 Duke	12/07/14	51-50	11-DOZIER, Asia	10-COATES, Alaina	4-MITCHELL, Tiffany	3-SESSIONS, Khadij	2-WELCH, Aleighsa
SAVANNAH STATE	12/14/14	111-49	23-WILSON, A'ja	10-COATES, Alaina	10-ROY, Tina	4-SESSIONS, Khadij CUEVAS, Bianca	2-WILSON, A'ja
at Hampton	12/17/14	69-49	20-MITCHELL, Tiffany	13-COATES, Alaina	5-SESSIONS, Khadij	1-WILSON, A'ja CUEVAS, Bianca	3-COATES, Alaina
vs Central Michigan	12/20/14	80-45	18-MITCHELL, Tiffany	12-IBIAM, Elem	4-CUEVAS, Bianca ROY, Tina	5-MITCHELL, Tiffany	2-IBIAM, Elem COATES, Alaina
vs Liberty	12/21/14	84-44	17-WILSON, A'ja	10-WILSON, A'ja	4-DOZIER, Asia	3-GAINES, Olivia	3-WILSON, A'ja
AUBURN	01/02/15	77-58	12-WELCH, Aleighsa WILSON, A'ja	14-COATES, Alaina	4-MITCHELL, Tiffany DOZIER, Asia SESSIONS, Khadija	2-MITCHELL, Tiffany SESSIONS, Khadija	2-WILSON, A'ja
at LSU	01/04/15	75-51	21-WILSON, A'ja	13-WILSON, A'ja	4-ROY, Tina	2-CUEVAS, Bianca GAINES, Olivia	3-WILSON, A'ja
at Alabama	01/08/15	102-59	20-COATES, Alaina	5-WILSON, A'ja	5-SESSIONS, Khadij	4-SESSIONS, Khadij	3-WILSON, A'ja COATES, Alaina
#10/11 KENTUCKY	01/11/15	68-60	19-MITCHELL, Tiffany	11-WELCH, Aleighsa	4-MITCHELL, Tiffany	1-SESSIONS, Khadij WELCH, Aleighsa COATES, Alaina	3-WILSON, A'ja WELCH, Aleighsa
at Mizzou	1/15/15	60-49	19-MITCHELL, Tiffany	14-WELCH, Aleighsa	2-SESSIONS, Khadij	3-MITCHELL, Tiffany	2-MITCHELL, Tiffany IBIAM, Elem



2014-15 South Carolina Basketball
South Carolina Points-Rebounds-Assists (as of Jan 15, 2015)
All games



Opponent	Date	Score	FARMER	JIND	CUEVAS	BIA	GAINES	OLI	DUCKETT	KA	SESSIONS	K	DAVIS	TIFF	WILSON	AJ	ROY	TINA	WELCH	ALEI	MITCHELL	T	DOZIER	RASI	IBIAM	ELEM	
USC	11/15/14	70-61 w	DNP		0-1-0	0-0-0	DNP		6-2-2	DNP	4-5-1	9-2-6	10-7-0	18-2-4	0-0-1	5-6-0											
CU	11/20/14	99-41 w	0-1-0	10-3-2	0-5-2	0-0-1	7-6-4	3-1-2	18-5-0	DNP	15-9-3	5-3-2	17-3-3	15-0-5	3-1-4	3-3-0											
SDSU	11/23/14	89-38 w	1-0-0	11-3-5	0-2-1	DNP	6-0-3	0-2-1	15-9-3	5-3-2	11-6-1	7-4-2	6-3-3	20-2-3	5-0-4	4-2-0											
vs WIS	11/27/14	67-44 w	0-0-0	2-1-1	0-1-3	0-0-0	2-4-2	2-0-0	11-6-1	7-4-2	15-10-0	12-2-5	4-3-2	7-3-3	7-0-4	8-7-0											
vs SU	11/28/14	67-63 w	DNP	0-0-0	0-0-0	DNP	5-1-3	DNP	15-10-0	12-2-5	11-5-3	11-4-2	11-5-3	21-8-3	3-0-1	0-3-2											
NCCU	12/01/14	90-26 w	0-2-0	4-1-5	4-1-0	2-1-0	4-4-8	0-1-1	16-8-1	0-2-3	17-3-1	9-1-3	10-9-3	9-1-2	0-0-3	10-4-0											
CHA	12/04/14	82-61 w	0-0-0	0-1-1	0-0-0	0-0-0	6-2-4	DNP	17-3-1	9-1-3	10-9-3	9-1-2	10-9-3	9-1-2	0-0-3	16-3-1											
at DUKE	12/07/14	51-50 w	DNP	0-0-0	0-0-0	DNP	0-2-2	DNP	10-5-0	0-1-0	8-8-1	7-3-4	7-3-4	7-3-4	11-0-0	8-5-1											
SSU	12/14/14	111-49 w	1-2-0	9-1-0	2-4-1	2-4-1	4-2-4	3-1-1	23-6-1	0-7-10	11-8-0	15-2-2	11-8-0	15-2-2	0-0-2	21-4-0											
at HU	12/17/14	69-49 w	DNP	12-1-1	0-0-0	DNP	2-3-5	0-1-0	12-6-1	0-2-1	4-5-4	20-4-3	4-5-4	20-4-3	3-0-2	4-7-2											
vs CMU	12/20/14	80-45 w	0-0-0	2-1-4	2-2-0	0-1-0	2-2-3	0-0-0	12-5-0	2-2-4	12-3-2	18-4-2	12-3-2	18-4-2	4-1-3	10-12-1											
vs LIB	12/21/14	84-44 w	0-0-0	6-1-3	2-1-3	0-0-0	0-1-1	0-1-0	17-10-1	5-3-1	15-4-3	14-1-2	15-4-3	14-1-2	3-4-4	11-5-0											
AU	01/02/15	77-58 w	0-1-0	10-0-1	3-1-1	DNP	3-3-4	0-0-0	12-10-1	3-1-2	12-6-0	7-1-4	12-6-0	7-1-4	5-0-4	11-2-0											
at LSU	01/04/15	75-51 w	0-0-0	8-1-2	2-0-3	0-0-0	0-3-0	3-3-2	21-13-2	6-1-4	6-5-1	17-4-2	6-5-1	17-4-2	3-0-1	2-4-1											
at UA	01/08/15	102-59 w	0-1-0	7-3-3	2-1-3	0-1-0	2-1-5	4-1-0	11-5-3	11-2-1	10-2-1	16-1-3	10-2-1	16-1-3	15-2-2	4-3-0											
UK	01/11/15	68-60 w	DNP	2-0-0	DNP	DNP	12-5-2	0-0-0	8-9-1	2-1-1	9-11-2	19-5-4	9-11-2	19-5-4	5-4-2	8-4-0											
at MU	1/15/15	60-49 w	DNP	5-2-1	0-0-0	DNP	7-5-2	DNP	3-4-0	0-1-1	8-14-1	19-6-1	8-14-1	19-6-1	3-3-0	0-3-0											

40
41

WHITE,JATA COATES,ALA

Opponent	Date	Score	WHITE	JATA	COATES	ALA
USC	11/15/14	70-61 w	0-2-1	18-13-0		
CU	11/20/14	99-41 w	1-5-0	12-10-2		
SDSU	11/23/14	89-38 w	6-6-0	10-5-0		
vs WIS	11/27/14	67-44 w	10-3-2	7-9-0		
vs SU	11/28/14	67-63 w	0-0-0	0-1-0		
NCCU	12/01/14	90-26 w	2-1-0	9-5-1		
CHA	12/04/14	82-61 w	DNP	15-13-3		
at DUKE	12/07/14	51-50 w	DNP	7-10-0		
SSU	12/14/14	111-49 w	DNP	20-10-1		
at HU	12/17/14	69-49 w	DNP	12-13-0		
vs CMU	12/20/14	80-45 w	DNP	16-10-2		
vs LIB	12/21/14	84-44 w	DNP	11-6-2		
AU	01/02/15	77-58 w	DNP	11-14-0		
at LSU	01/04/15	75-51 w	DNP	7-4-0		
at UA	01/08/15	102-59 w	DNP	20-3-1		
UK	01/11/15	68-60 w	0-3-0	3-6-0		
at MU	1/15/15	60-49 w	0-2-0	15-7-0		



2014-15 South Carolina Basketball
 South Carolina Team Game-by-Game Comparison (as of Jan 15, 2015)
 All games



Opponent	1st	2nd	Score	Mar	Total FG	FG Pct	3-Pointers	3FG Pct	Free Throws	FT Pct	Rebounds	Assist	T/Over	Block	Steal	Fouls
SOUTHERN CAL	27/24	43/37	70-61	+9	23-50/21-63	.460/.333	5-15/3-10	.339/.300	19-27/16-20	.704/.800	43/34	15/9	19/15	10/2	9/10	18/23
CLEMSON	45/21	54/20	99-41	+58	38-72/17-53	.528/.321	8-15/4-17	.539/.235	15-22/3-6	.682/.500	50/28	25/8	7/18	6/8	9/4	7/19
SAN DIEGO STATE	51/16	38/22	89-38	+51	33-65/14-49	.508/.286	9-19/6-14	.474/.429	14-20/4-8	.700/.500	40/33	25/8	10/29	1/2	18/7	7/19
Wisconsin	31/18	36/26	67-44	+23	28-64/13-46	.438/.283	3-12/4-11	.250/.364	8-14/14-22	.571/.636	41/34	20/10	10/19	7/1	12/1	16/16
#22/22 Syracuse	31/35	36/28	67-63	+4	23-64/22-58	.359/.379	9-28/7-23	.346/.304	12-20/12-18	.600/.667	35/50	17/15	5/16	4/1	4/3	19/21
NC CENTRAL	39/16	51/10	90-26	+64	35-58/10-45	.603/.222	5-13/2-10	.385/.200	15-22/4-10	.682/.400	40/23	26/2	13/28	8/1	21/7	11/22
CHARLOTTE	46/28	36/33	82-61	+21	30-54/24-53	.556/.453	4-13/3-8	.308/.375	18-26/10-13	.692/.769	37/20	21/16	15/18	7/3	7/9	14/23
#9/8 Duke	17/21	34/29	51-50	+1	20-53/18-57	.377/.316	3-12/4-19	.250/.211	8-16/10-13	.500/.769	36/44	8/8	18/22	5/8	12/8	15/16
SAVANNAH STATE	60/22	51/27	111-49	+62	38-65/21-59	.569/.356	1-8/1-14	.125/.071	34-47/6-11	.723/.545	56/21	23/8	12/20	6/2	11/8	12/31
Hampton	37/25	32/24	69-49	+20	25-55/18-52	.455/.346	9-19/5-17	.474/.294	10-16/8-13	.625/.615	48/21	19/8	18/10	7/1	2/5	19/18
Central Michigan	37/24	43/21	80-45	+35	37-72/18-59	.514/.305	3-17/2-12	.176/.167	3-9/7-9	.333/.778	48/36	21/7	16/23	6/1	14/6	7/12
Liberty	44/20	40/24	84-44	+40	31-64/18-55	.484/.327	5-11/2-12	.455/.167	17-26/6-6	.654/.1000	46/30	20/10	8/18	6/9	10/4	12/21
AUBURN	34/17	43/41	77-58	+19	30-62/21-62	.484/.339	3-11/4-14	.273/.286	14-23/12-14	.609/.857	42/34	17/8	18/16	6/6	8/11	16/26
LSU	37/22	38/29	75-51	+24	27-53/22-64	.509/.344	8-21/1-7	.381/.143	13-18/6-16	.722/.375	30/26	18/4	23/18	7/1	8/13	19/20
Alabama	48/30	54/29	102-59	+43	37-58/19-51	.638/.373	11-21/4-15	.524/.267	17-20/17-22	.850/.773	55/37	22/7	7/17	7/1	8/4	15/15
#10/11 KENTUCKY	35/38	33/22	68-60	+8	23-68/22-67	.338/.328	4-16/4-15	.250/.267	18-26/12-14	.692/.857	55/37	12/11	16/11	10/8	3/10	13/22
Mizzou	25/20	35/29	60-49	+11	21-58/16-54	.362/.296	4-17/7-22	.235/.318	14-23/10-15	.609/.667	51/33	6/6	14/14	5/0	5/7	18/24

Note: Game totals are displayed in the format TEAM/OPPONENT for each category



2014-15 South Carolina Basketball
South Carolina Combined Team Statistics (as of Jan 15, 2015)
All games



RECORD:	OVERALL	HOME	AWAY	NEUTRAL
ALL GAMES	17-0	8-0	5-0	4-0
CONFERENCE	5-0	2-0	3-0	0-0
NON-CONFERENCE	12-0	6-0	2-0	4-0

#	Player	gp-gs	min	avg	Total			3-Point		F-Throw		Rebounds				pf	dq	a	to	blk	stl	pts	avg
					fg-fga	fg%	3fg-fga	3fg%	ft-fga	ft%	off	def	tot	avg									
25	MITCHELL, Tiffany	17-17	471	27.7	87-166	.524	37-78	.474	45-54	.833	12	38	50	2.9	26	0	51	33	3	30	256	15.1	
22	WILSON, A'ja	17-1	361	21.2	83-166	.500	0-0	.000	59-93	.634	35	84	119	7.0	31	0	17	28	28	23	225	13.2	
41	COATES, Alaina	17-5	345	20.3	65-116	.560	0-0	.000	63-91	.692	50	89	139	8.2	22	0	12	19	25	6	193	11.4	
24	WELCH, Aleighsa	17-17	429	25.2	74-126	.587	0-1	.000	16-35	.457	45	55	100	5.9	26	1	31	26	21	7	164	9.6	
33	IBIAM, Elem	17-17	303	17.8	52-89	.584	0-0	.000	21-33	.636	32	45	77	4.5	36	0	8	19	19	4	125	7.4	
01	CUEVAS, Bianca	17-0	236	13.9	31-87	.356	9-40	.225	17-22	.773	5	15	20	1.2	22	0	29	19	3	23	88	5.2	
31	DOZIER, Asia	17-11	293	17.2	32-75	.427	18-49	.367	2-4	.500	1	14	15	0.9	12	0	38	17	2	10	84	4.9	
23	ROY, Tina	16-0	247	15.4	26-67	.388	19-51	.373	0-0	.000	5	30	35	2.2	12	0	46	21	2	5	71	4.4	
05	SESSIONS, Khadijah	17-16	365	21.5	24-71	.338	8-35	.229	12-22	.545	12	34	46	2.7	20	0	54	21	2	35	68	4.0	
40	WHITE, Jatarie	8-0	82	10.3	13-28	.464	0-0	.000	3-4	.750	9	13	22	2.8	7	0	3	4	1	3	29	3.6	
15	DAVIS, Tiffany	12-0	67	5.6	4-10	.400	3-8	.375	4-7	.571	4	7	11	0.9	4	0	7	8	0	0	15	1.3	
02	GAINES, Olivia	16-1	144	9.0	7-26	.269	0-2	.000	3-4	.750	8	10	18	1.1	16	0	17	8	0	13	17	1.1	
03	DUCKETT, Kaydra	9-0	27	3.0	1-5	.200	0-0	.000	2-2	1.000	2	5	7	0.8	2	0	2	1	2	2	4	0.4	
00	FARMER, India	11-0	30	2.7	0-3	.000	0-2	.000	2-4	.500	4	3	7	0.6	1	0	0	1	0	0	2	0.2	
Team																							
Total.....		17	3400		499-1035	.482	94-266	.353	249-375	.664	260	480	740	43.5	238	1	315	229	108	161	1341	78.9	
Opponents.....		17	3400		314-947	.332	63-240	.263	157-230	.683	188	351	539	31.7	348	8	145	312	55	117	848	49.9	

TEAM STATISTICS	SC	OPP	Date	Opponent	Score	Att.
SCORING	1341	848	11/15/14	SOUTHERN CAL	w 70-61	10057
Points per game	78.9	49.9	11/20/14	CLEMSON	w 99-41	11012
Scoring margin	+29.0	-	11/23/14	SAN DIEGO STATE	w 89-38	10301
FIELD GOALS-ATT	499-1035	314-947	@ 11/27/14	vs Wisconsin	w 67-44	167
Field goal pct	.482	.332	@ 11/28/14	vs #22/22 Syracuse	w 67-63	342
3 POINT FG-ATT	94-266	63-240	12/01/14	NC CENTRAL	w 90-26	8823
3-point FG pct	.353	.263	12/04/14	CHARLOTTE	w 82-61	9629
3-pt FG made per game	5.5	3.7	12/07/14	at #9/8 Duke	w 51-50	6004
FREE THROWS-ATT	249-375	157-230	12/14/14	SAVANNAH STATE	w 111-49	9605
Free throw pct	.664	.683	12/17/14	at Hampton	w 69-49	4000
F-Throws made per game	14.6	9.2	12/20/14	vs Central Michigan	w 80-45	2858
REBOUNDS	740	539	12/21/14	vs Liberty	w 84-44	2659
Rebounds per game	43.5	31.7	* 01/02/15	AUBURN	w 77-58	16465
Rebounding margin	+11.8	-	* 01/04/15	at LSU	w 75-51	3438
ASSISTS	315	145	* 01/08/15	at Alabama	w 102-59	2454
Assists per game	18.5	8.5	* 01/11/15	#10/11 KENTUCKY	w 68-60	17156
TURNOVERS	229	312	* 1/15/15	at Mizzou	w 60-49	1440
Turnovers per game	13.5	18.4				
Turnover margin	+4.9	-				
Assist/turnover ratio	1.4	0.5				
STEALS	161	117				
Steals per game	9.5	6.9				
BLOCKS	108	55				
Blocks per game	6.4	3.2				
ATTENDANCE	93048	23362				
Home games-Avg/Game	8-11631	5-3467				
Neutral site-Avg/Game	-	4-1506				

* = SEC game
 @ = Junkanoo Jam (Freeport, Bahamas)

Score by Periods	1st	2nd	Totals
South Carolina	644	697	1341
Opponents	397	451	848



2014-15 South Carolina Basketball
South Carolina Combined Team Statistics (as of Jan 15, 2015)
Conference games



RECORD:	OVERALL	HOME	AWAY	NEUTRAL
ALL GAMES	5-0	2-0	3-0	0-0
CONFERENCE	5-0	2-0	3-0	0-0
NON-CONFERENCE	0-0	0-0	0-0	0-0

#	Player	gp-gs	min	avg	Total		3-Point		F-Throw		Rebounds				pf	dq	a	to	blk	stl	pts	avg	
					fg-fga	fg%	3fg-fga	3fg%	ft-fga	ft%	off	def	tot	avg									
25	MITCHELL, Tiffany	5-5	143	28.6	26-58	.448	9-26	.346	17-19	.895	4	13	17	3.4	8	0	14	9	2	7	78	15.6	
41	COATES, Alaina	5-0	98	19.6	17-26	.654	0-0	.000	22-29	.759	15	19	34	6.8	10	0	1	6	8	2	56	11.2	
22	WILSON, A'ja	5-0	112	22.4	20-51	.392	0-0	.000	15-25	.600	10	31	41	8.2	10	0	7	11	11	2	55	11.0	
24	WELCH, Aleighsa	5-5	132	26.4	21-35	.600	0-0	.000	3-9	.333	12	26	38	7.6	7	0	5	8	7	1	45	9.0	
01	CUEVAS, Bianca	5-0	73	14.6	9-29	.310	2-10	.200	12-14	.857	2	4	6	1.2	7	0	7	6	1	4	32	6.4	
31	DOZIER, Asia	5-5	98	19.6	12-29	.414	7-19	.368	0-0	.000	0	9	9	1.8	8	0	9	7	1	3	31	6.2	
33	IBIAM, Elem	5-5	82	16.4	11-20	.550	0-0	.000	3-4	.750	5	11	16	3.2	12	0	1	5	4	1	25	5.0	
05	SESSIONS, Khadijah	5-5	107	21.4	9-22	.409	4-13	.308	2-6	.333	3	14	17	3.4	7	0	13	9	0	9	24	4.8	
23	ROY, Tina	5-0	65	13.0	8-19	.421	6-15	.400	0-0	.000	1	5	6	1.2	3	0	9	10	0	0	22	4.4	
15	DAVIS, Tiffany	4-0	17	4.3	2-2	1.000	2-2	1.000	1-2	.500	1	3	4	1.0	1	0	2	3	0	0	7	1.8	
02	GAINES, Olivia	4-0	50	12.5	3-6	.500	0-1	.000	1-2	.500	1	1	2	0.5	7	0	7	2	0	3	7	1.8	
03	DUCKETT, Kaydra	2-0	5	2.5	0-0	.000	0-0	.000	0-0	.000	0	1	1	0.5	0	0	0	0	0	0	0	0.0	
40	WHITE, Jatarie	2-0	10	5.0	0-1	.000	0-0	.000	0-0	.000	4	1	5	2.5	0	0	0	2	1	0	0	0.0	
00	FARMER, India	3-0	8	2.7	0-1	.000	0-0	.000	0-0	.000	1	1	2	0.7	1	0	0	0	0	0	0	0.0	
Team											13	9	22										
Total.....		5	1000		138-299	.462	30-86	.349	76-110	.691	72	148	220	44.0	81	0	75	78	35	32	382	76.4	
Opponents.....		5	1000		100-298	.336	20-73	.274	57-81	.704	60	105	165	33.0	107	3	36	76	16	45	277	55.4	

TEAM STATISTICS	SC	OPP	Date	Opponent	Score	Att.
SCORING	382	277	* 01/02/15	AUBURN	w 77-58	16465
Points per game	76.4	55.4	* 01/04/15	at LSU	w 75-51	3438
Scoring margin	+21.0	-	* 01/08/15	at Alabama	w 102-59	2454
FIELD GOALS-ATT	138-299	100-298	* 01/11/15	#10/11 KENTUCKY	w 68-60	17156
Field goal pct	.462	.336	* 1/15/15	at Mizzou	w 60-49	1440
3 POINT FG-ATT	30-86	20-73	* = SEC game			
3-point FG pct	.349	.274	@ = Junkanoo Jam (Freeport, Bahamas)			
3-pt FG made per game	6.0	4.0				
FREE THROWS-ATT	76-110	57-81				
Free throw pct	.691	.704				
F-Throws made per game	15.2	11.4				
REBOUNDS	220	165				
Rebounds per game	44.0	33.0				
Rebounding margin	+11.0	-				
ASSISTS	75	36				
Assists per game	15.0	7.2				
TURNOVERS	78	76				
Turnovers per game	15.6	15.2				
Turnover margin	-0.4	-				
Assist/turnover ratio	1.0	0.5				
STEALS	32	45				
Steals per game	6.4	9.0				
BLOCKS	35	16				
Blocks per game	7.0	3.2				
ATTENDANCE	33621	7332				
Home games-Avg/Game	2-16810	3-2444				
Neutral site-Avg/Game	-	0-0				

Score by Periods	1st	2nd	Totals
South Carolina	179	203	382
Opponents	127	150	277