



SOUTH CAROLINA BASKETBALL

MBB CONTACT: EMILY MILES // EFEENEY@MAILBOX.SC.EDU // 803-777-7743 // @EMILYMILES_SID

2016-17 SCHEDULE

OVERALL: 4-0 | SEC: 0-0

NOVEMBER

6	Newberry +	W, 107-89
11	Louisiana Tech	W, 85-76
13	Holy Cross %	W, 81-49
15	Monmouth %	W, 70-69 (OT)
18	SC State %	W, 92-50
23	No. 25/24 Michigan	5 p.m./ESPNU
26	vs. No. 18/16 Syracuse !	2:30 p.m./ESPNU3

DECEMBER

1	Vermont	6:30 p.m./SECN+
4	FIU	2 p.m./SECN+
12	vs. Seton Hall &	9 p.m./TBD
17	at USF	1 p.m./CBSSN
21	Clemson	9 p.m./ESPNU
27	Lander	7 p.m./SECN
30	at Memphis	9 p.m./ESPNU

JANUARY

4	at Georgia*	7 p.m./ESPNU
7	Texas A&M*	1:30/4:30 p.m./CBS
11	at Tennessee*	6:30 p.m./ SECN
14	Ole Miss*	6:30 p.m./ESPNU
18	Florida*	6:30 p.m./ SECN
21	at Kentucky*	4-8 p.m./ESPN/2
24	Auburn*	6:30 p.m./ SECN
28	at Missouri*	8:30 p.m. SECN

FEBRUARY

1	at LSU*	9 p.m./ SECN
4	Georgia*	2 p.m./ESPN/2
7	Alabama*	6:30 p.m./ SECN
11	at Mississippi State*	8 p.m./ESPN2
15	Arkansas*	6:30 p.m./ SECN
18	at Vanderbilt*	8:30 p.m./ SECN
21	at Florida*	7 p.m./ESPN
25	Tennessee*	1 p.m./ SECN
28	Mississippi State*	7 p.m./ESPNU

MARCH

4	at Ole Miss*	8:30 p.m./ SECN
8-12	TBA (SEC Tournament)	TBA

All home games in **bold** | All times listed Eastern

* indicates SEC contest | + indicates exhibition | SECN+ - SEC Network + | SECN - SEC Network | CBSSN - CBS Sports Network | % - Brooklyn Hoops Holiday Invitational (Columbia, S.C.) | ! - Brooklyn Hoops Holiday Invitational (Brooklyn, N.Y.) | & - Under Armour Reunion (New York, N.Y.)

SOUTH CAROLINA (4-0) vs. t-25/24 MICHIGAN (4-0)

WED., NOV. 23 • COLONIAL LIFE ARENA (18,000) • COLUMBIA, S.C. • 5 P.M. ET • ESPNU



GAMECOCKS



WOLVERINES

VS.

Head Coach: Frank Martin (FIU, '93)
Record At Carolina: 74-63 (5th season)
Career Record: 191-117 (10th season)
Record vs. Michigan: 0-0

Top scorer: Thornwell (20.8)

Top rebounder: Silva (6.8)

Top assist maker: Notice (4.3)

Media Relations: Emily Miles

Twitter Updates: @GamecockMBB

Head Coach: John Beilein
(Wheeling Jesuit, '75)
Record At UM: 193-123 (10th season)
Career Record: 744-441 (39th season)
Record vs. S. Carolina: 1-0

Top scorer: Irvin (14.5)

Top rebounder: Wilson (9.5)

Top assist maker: Irvin/Walton Jr. (4.0)

Media Relations: Tom Wywrot

Twitter Updates: @umichbball

GAME 5

Broadcast: ESPNU
Play-By-Play: Kevin Fitzgerald
Analyst: Brooke Weisbrod

Radio: Gamecock Radio Network
Play-By-Play: Derek Scott
Analyst: Casey Manning
Sirius: 136; **XM:** 190

Watch: WatchESPN
Live Stats: GamecocksOnline.com
Tickets: GamecocksOnline.com

Series: Series is tied 2-2
Last Meeting: 76-64 SC win,
March 30, 2006, in New York City
Series in Columbia: Michigan
leads 1-0

PROBABLE STARTERS

SOUTH CAROLINA	HT.	WT.	YR.	HOMETOWN	PPG	RPG	MP
G - #10 Duane Notice	6-2	225	Sr.	Toronto, Ontario	10.8	1.0	29.5
G - #0 Sindarius Thornwell	6-5	211	Sr.	Lancaster, S.C.	20.8	6.5	31.3
G - #15 PJ Dozier	6-6	205	So.	Columbia, S.C.	11.5	2.8	27.3
F - #21 Maik Kotsar	6-10	245	Fr.	Tallin, Estonia	7.3	3.8	19.5
F - #30 Chris Silva	6-9	223	So.	Libreville, Gabon	10.3	6.8	17.8

MICHIGAN	HT.	WT.	YR.	HOMETOWN	PPG	RPG	MPG
G - #10 Derrick Walton Jr.	6-1	190	Sr.	Detroit, Mich.	14.0	3.3	31.8
G - #12 Muhammad-Ali Abdur-Rahkman	6-4	190	Jr.	Allentown, Pa.	11.3	2.5	29.5
F - #5 DJ Wilson	6-10	240	Jr.	Sacramento, Calif.	8.0	9.5	30.0
F - #13 Moritz Wagner	6-11	240	So.	Berlin, Germany	8.3	2.8	15.5
F - #21 Zak Irvin	6-6	215	Sr.	Fishers, Ind.	14.5	5.8	32.0

TODAY'S GAME

South Carolina is set to face two ranked opponents this week, beginning with a mid-week matchup with No. 25/24 Michigan. The Wolverines come to Colonial Life Arena with a flawless 4-0 record after most recently posting a 76-54 win over SMU to clinch the 2K Classic title at Madison Square Garden last Friday. The meeting between the Gamecocks and Wolverines marks the fifth all-time between the two schools, and the first since Carolina posted a 76-64 win over Michigan on March 30, 2006, to clinch its second-straight Postseason NIT championship.

GAME STORYLINES

- South Carolina is in its 109th season of varsity basketball in 2016-17.
- On the sidelines, Frank Martin is joined by associate head coach Matt Figger, assistant coaches Perry Clark and Bruce Shingler, and director of operations Andy Assaley.
- South Carolina will face two ranked opponents this week in No. 25/24 Michigan in Columbia, before traveling to Brooklyn, N.Y., to face No. 18/16 Syracuse in the Brooklyn Hoops Holiday Invitational at the Barclays Center on Saturday.
- South Carolina looks for its fifth-straight victory to open the 2016-17 campaign, which would mark Carolina's 21st win in its last 24 games at Colonial Life Arena.
- The Gamecocks posted a 90-52 victory over visiting SC State last Friday. Senior guard Sindarius Thornwell led Carolina for the fourth-straight game with a game best 22 points. Freshman forward Maik Kotsar was a perfect 7-of-7 from the field and tallied 15 points, and sophomore big Chris Silva added 11. Carolina shot 50.8% (33-65) from the field, marking its third game shooting 50% or better this season.
- The Gamecocks held SC State to just 30.8% (16-52) from the field last Friday. It marked the third-consecutive opponent the Gamecocks have held under 40% from the field (Holy Cross: 37.8%; Monmouth: 30.8%; SC State: 30.8%).





















SOCIAL HUB

@GAMECOCKMBB // #GAMECOCKS
FACEBOOK.COM/GAMECOCKMBB



SOUTH CAROLINA GAMECOCKS

Overall: 4-0; SEC: 0-0; Home: 4-0; Away: 0-0; Neutral: 0-0

0		SINDARIUS THORNWELL - Sr. - G - 6-5 - 211 - Lancaster, S.C. MIN PTS RBS AST FG% 3FG% FT% 31.3 20.8 6.5 3.0 44.8 47.6 91.3	- Hit four 3s, and was a perfect 6-of-6 from the line en route to 20 points vs. Holy Cross - Led team for 3rd-straight game with 23 points and 9 rebounds in OT win vs. Monmouth - Also blocked a career high 3 shots vs. the Hawks, including a block with four seconds remaining in regulation to keep the game tied - Third-straight game with at least 20 points with 22 vs. SC State
1		KORY HOLDEN - Jr. - G - 6-1 - 181 - Salisbury, Md. MIN PTS RBS AST FG% 3FG% FT% 36.3 17.7 3.0 4.2 39.4 38.8 79.5	- Junior guard who transferred from Delaware and will have to sit out the 2016-17 season due to NCAA transfer rules - Tallied 892 points in two seasons at Delaware - Stats listed are from sophomore season at Delaware
2		HASSANI GRAVETT - R-So. - G - 6-1 - 183 - Villa Rica, Ga. MIN PTS RBS AST FG% 3FG% FT% 18.8 4.8 2.3 2.0 36.4 33.3 0.0	- R-sophomore guard who played last season at Pensacola State College, earning Panhandle Conference Player of the Year accolades - Averaged 16.1 points, 7.1 rebounds and 3.8 assists per game at Pensacola State, hitting 41.3 percent from the field - Eight points with two rebounds in win vs. SC State
4		RAKYM FELDER - Fr. - G - 5-10 - 210 - Brooklyn, N.Y. MIN PTS RBS AST FG% 3FG% FT% 11.7 5.7 1.7 1.7 60.0 75.0 66.7	- Labeled as a strong finisher at the rim and an excellent defender - 16 points, four rebounds and six assists as a senior at Lincoln High School - Tallied eight points in season debut vs. Holy Cross, hitting a pair of 3s in the win - Nine points, two assists, two blocks and two steals in 17 minutes vs. SC State
5		TEMARCUS BLANTON - R-So. - G - 6-5 - 206 - Locust Grove, Ga. MIN PTS RBS AST FG% 3FG% FT% 5.0 3.5 2.5 0.0 50.0 66.7 50.0	- Returned for 2015-16 campaign after suffering a season-ending hip injury during his freshman (2014-15) preseason - Made season debut vs. Holy Cross, hitting a 3 off the bench - Played 7 minutes off the bench in win vs. Monmouth, hitting a clutch 3 - DNP vs. SC State due to an abdominal strain
10		DUANE NOTICE - Sr. - G - 6-2 - 225 - Toronto, Canada MIN PTS RBS AST FG% 3FG% FT% 29.5 10.8 1.0 4.3 40.0 39.1 83.3	- 17 points, three assists/3-of-6 from 3 in opener vs. La Tech - Dished five assists with six points in win vs. Holy Cross - Assist on game-winner in OT victory vs. Monmouth; 15 points, 5 assists 3 steals vs. Hawks - Five points and four assists in win vs. SC State
12		KHADIM GUEYE - Fr. - F - 7-0 - 235 - Dakar, Senegal MIN PTS RBS BLK FG% 3FG% FT% 8.0 1.5 1.8 0.9 33.3 0.0 1.000	- Labeled as a strong and physical center who runs the floor well - Averaged 9.3 points, 9.5 rebounds and 1.2 blocks per game last season at Victory Rock Prep - Tallied first points of the season vs. SC State, scoring six points with five rebounds
13		TOMMY CORCHIANI - Fr. - G - 6-1 - 173 - Raleigh, N.C. MIN PTS RBS AST FG% 3FG% FT% 3.0 0.0 1.0 0.0 0.0 0.0 0.0	- Averaged 12 points, four rebounds and four assists during senior season at Ravenscroft High School - Son of former NC State standout Chris Corchiani - Saw action vs. SC State, collecting a rebound
14		RAN TUT - Jr. - F - 6-9 - 210 - Melbourne, Australia MIN PTS RBS AST FG% 3FG% FT% 11.3 2.0 4.0 0.3 42.9 0.0 0.0	- Played two seasons at Monroe College, averaging 10.4 points, 5.9 rebounds and 1.1 blocks in 21.0 minutes per game - Prior to time at Monroe, attended Victory Rock Prep in Bradenton, Fla. - Valuable minutes off the bench in opener vs. La Tech, 4 points, 6 rebounds
15		PJ DOZIER - So. - G - 6-6 - 205 - Columbia, S.C. MIN PTS RBS AST FG% 3FG% FT% 27.3 11.5 2.8 3.8 42.4 46.7 91.7	- 15 points with five assists and a steal in win vs. Holy Cross - After going scoreless in regulation, hit the game-winning jumper at the buzzer to propel Carolina to OT win over Monmouth; scored 6 of 10 OT points for Carolina - Tallied eight points with a team high six assists and three steals in win vs. SC State
20		JUSTIN MCKIE - Sr. - G - 6-4 - 204 - Columbia, S.C. MIN PTS RBS AST FG% 3FG% FT% 22.3 6.8 4.0 0.8 46.2 16.7 50.0	- Pulled down 5 rebounds with three points in opener vs. La Tech - Tallied 10 points of 5-of-7 shooting in win vs. Holy Cross - Solid in OT win vs. Monmouth, 8 points, career high 6 rebounds in 27 minutes - Six points with four rebounds and two steals in win vs. SC State
21		MAIK KOTSAR - Fr. - F - 6-10 - 245 - Tallin, Estonia MIN PTS RBS BLK FG% 3FG% FT% 19.5 7.3 3.8 0.5 81.3 0.0 37.5	- Was a member of the Estonia U18 National Team that competed at the 2014 FIBA European Championship - Tallied four points with two rebounds in OT win vs. Monmouth - Perfect 7-of-7 from the field in win vs. SC State, just missing on a double-double with 15 points and eight rebounds
23		EVAN HINSON - Fr. - G - 6-4 - 238 - Deltona, Fla. MIN PTS RBS AST FG% 3FG% FT% - - - - - - -	- Averaged 23.5 points, 6.8 rebounds and 4.7 assists per game as a junior when he was named the Daytona Beach News-Journal's Player of the Year on the hardwood - Also a member of the Carolina football team, playing tight end
24		SEDEE KEITA - Fr. - F - 6-9 - 240 - Philadelphia, Pa. MIN PTS RBS AST FG% 3FG% FT% - - - - - - -	- Noted as an athletic power forward who has a strong frame and good mobility and agility for his size - Has been sidelined during preseason camp due to a wrist injury - Cleared for practice on Monday, Nov. 21
25		CHRISTIAN SCHMITT - Fr. - G - 6-0 - 175 - Mars, Pa. MIN PTS RBS AST FG% 3FG% FT% 3.0 0.0 0.0 0.0 0.0 0.0 0.0	- Walk-on who joined the Gamecocks this fall - Averaged 12.0 points, 3.0 rebounds and 5.0 assists per game during senior season at Mars Area High - Saw action vs. SC State
30		CHRIS SILVA - So. - F - 6-9 - 223 - Libreville, Gabon MIN PTS RBS BLK FG% 3FG% FT% 17.8 10.3 6.8 2.3 63.6 0.0 72.2	- Foul trouble vs. La Tech, scored 11 points with two blocks - Scored nine points with a game high eight rebounds in win vs. Holy Cross - Collected first-career double-double with 10 points and 10 rebounds in OT win vs. Monmouth - 11 points with seven rebounds and three blocks in win vs. SC State
31		JARRELL HOLLIMAN - R-Jr. - F - 6-7 - 206 - Alpharetta, Ga. MIN PTS RBS AST FG% 3FG% FT% 10.8 1.0 1.0 0.5 50.0 0.0 0.0	- R-junior forward who saw action in four contests last season - Career high 14 minutes in opener vs. La Tech, scoring first points of his career, finishing with four points and an assist - Collected a rebound vs. Holy Cross in 12 minutes off the bench
34		JOHN RAGIN - So. - G - 6-2 - 177 - Eastover, S.C. MIN PTS RBS AST FG% 3FG% FT% - - - - - - -	- Saw action in four contests before an illness sidelined him for the final 11 games of the season - Tallied two points in home win vs. Francis Marion (Dec. 30)

INTERVIEW POLICIES

All interview requests must be made in advance to SID Emily Miles in the South Carolina Media Relations Office. Beginning with the start of practice in October, Miles will release a weekly coach and student-athlete availability schedule to media on Mondays.

Post-Game Interview Policy: After each home game, the visiting coach will address the media first, followed by South Carolina student-athletes then South Carolina head coach Frank Martin. (Depending on deadline, this may be altered on a game-by-game basis).

Road Interview Policy: Interviews with Coach Martin and Gamecock student-athletes while on the road will be scheduled according to the home post-game media procedure.

All interviews are to be coordinated through the Media Relations Office. This allows the staff to arrange the interview when it best suits the student-athlete's and the reporter's schedules. Please contact the Media Relations Office in advance to make your interview requests. Media are not permitted to contact student-athletes on their own at any time.

All interviews will take place at the designated media interview site for that day as listed in the weekly availability schedule or in the Media Relations Office.

Dormitory, apartment and cell phone numbers for student-athletes will not be provided to the media. Should you need to conduct a telephone interview with a student-athlete, a call will be placed to you from the student-athlete at a mutually agreeable time.

SOUTH CAROLINA MEDIA RELATIONS

Emily Miles, primary contact

Associate Director

cell: 803-727-3284

e-mail: efeeney@mailbox.sc.edu

Twitter: @EmilyMiles_SID

Website: www.GamecocksOnline.com

Facebook: www.Facebook.com/GamecockMBB

Twitter: @GamecockMBB

Instagram: @GamecockMBB

STAT COMPARISON

	SC	MICHIGAN	NCAA Rank
Record	4-0	4-0	1/1
Conference Record	-	-	-
Current Streak	W4	W4	-
Scoring Avg.	82.0	77.0	87/145
Opponent Scoring Avg.	61.0	59.5	38/29
Scoring Margin	+21.0	+17.5	33/52
Field Goal %	.479	.477	93/95
Opponent Field Goal %	.355	.408	26/138
3-Point Field Goal %	.404	.384	50/84
Opponent 3-Point Field Goal %	.280	.333	63/168
3-Point Field Goal Made PG	9.0	9.5	66/43
3-Point Field Goal Attempts PG	22.3	24.8	86/55%
Free Throw %	.750	.853	62/11
Opponent Free Throw %	.720	.592	-
Rebounding Avg.	40.0	32.2	98/310
Opponent Rebounding Avg.	27.5	32.0	-
Rebounding Margin	+12.5	+0.3	24/204
Turnovers Avg.	14.8	10.0	230/16
Opponent Turnover Avg.	13.8	13.0	205/241
Assists Avg.	16.3	14.3	81/155
Blocks Avg.	6.0	5.0	27/73
Steals Avg.	5.8	5.5	221/239

% indicates total attempts

NCAA stats games through Nov. 20

BY THE NUMBERS

20+

Senior guard Sindarius Thornwell enters Wednesday's contest coming off three-straight 20-point games after scoring a team high 22 vs. SC State. He ranks 2nd in the SEC with 20.8 points per game this season.

6

After not scoring in regulation, sophomore guard PJ Dozier scored six of Carolina's 10 points in OT, including the buzzer beater game-winner, in the victory vs. Monmouth on Nov. 15.

+12.5

The Gamecocks sit atop the SEC in rebound margin with a mark of +12.5 after holding a +23 margin over SC State last Friday.

47.9%

South Carolina's 47.9 percent from the field ranks second in the SEC entering Wednesday's matchup vs. Michigan. The Gamecocks have hit 50% or better in three of four games early this season.

A SOUTH CAROLINA WIN WOULD ...

- Improve the Gamecocks' record to 3-2 all-time vs. Michigan
- Be Carolina's first home win vs. the Wolverines
- Be the first Gamecock win over a current member of the Big Ten since a 74-67 win over Penn State on Nov. 22, 2007, at the Old Spice Classic in Orlando
- Be the first Carolina home win over a current member of the Big Ten since a 74-68 win at Frank McGuire Arena vs. Ohio State on Dec. 20, 1988.

- The Gamecocks claimed a hard-fought overtime victory over visiting Monmouth on Nov. 15, fueled by a buzzer beater jumper from sophomore guard PJ Dozier in overtime for the 70-69 win. South Carolina held Monmouth to just 23.3 percent (7-30) from the field in the opening half with stifling defense, but the Gamecock offense was unable to find its rhythm as well, hitting a slightly better 26.7 percent (8-30) in the set. The game had several scoring runs, with the team's trading the lead late in the second half which resulted in the extra time. Senior guard Sindarius Thornwell led Carolina for the third-straight game, scoring 23 points, with nine rebounds, five assists, three blocks and two steals.

- Sophomore forward Chris Silva posted the first double-double of his career in the win vs. the Hawks with 10 points and a team high 10 rebounds.

- South Carolina hit 27 baskets, including 12 3s, in an 81-49 win over Holy Cross on Nov. 13 at Colonial Life Arena in the first of three home contests as part of the Brooklyn Hoops Holiday Invitational. Senior guard Sindarius Thornwell once again paced the Gamecocks with 20 points, marking the 16th 20-point game of his career.

- South Carolina won its 16th-straight season opener on Nov. 11, posting an 85-76 victory over Louisiana Tech at Colonial Life Arena. It would be a game that would go down to the wire, as a late surge fueled by back-to-back transition dunks from South Carolina's Chris Silva and Sindarius Thornwell would secure the win. Carolina hit 52.6 percent from the field, and was led by Thornwell's 18 points and seven rebounds.

- Several Gamecocks made their college debuts on Nov. 11, including freshman forward Maik Kotsar, r-sophomore guard Hassani Gravett, junior forward Ran Tut and freshman forward Khadim Gueye. Rookie guard Rakym Felder made his college debut vs. Holy Cross (Nov. 13).

- South Carolina returns two starters and eight letterwinners from last season's squad that posted a 25-9 overall record, matching the Carolina record for total wins.

- Those returning starters feature the only back-court in the SEC with two 1,000-point scorers, in senior guards Sindarius Thornwell and Duane Notice. The duo accounted for 24.2 points and

6.1 assists per game last season.

- Thornwell was named to the SEC All-Defensive Team last March, while Notice was named the league's Sixth Man Of the Year.

- The Gamecocks return just 49.4 percent of their scoring from a year ago, with the departure of three senior starters in Michael Carrera (14.5 ppg), Laimonas Chatkevicius (10.2 ppg) and Mindaugas Kacinas (9.9 ppg).

- The Gamecocks began the 2015-16 season 15-0, their best start since the 1933-34 campaign.

- Carolina welcomes 10 newcomers to the squad this season in Tommy Corchiani, Rakym Felder, Hassani Gravett, Khadim Gueye, Evan Hinson, Kory Holden, Sedee Keita, Maik Kotsar, Christian Schmitt and Ran Tut.

- The Gamecocks are undefeated in exhibition contests under the direction of Frank Martin with wins over Kentucky Wesleyan (2012-13), USC Aiken (2013-14), Benedict (2014-15), Allen (2015-16) and Newberry (107-89).

SCOUTING MICHIGAN

- Michigan is led by head coach John Beilein in his 10th season with the Wolverines. He is in his 39th season overall on the sidelines.

- Michigan finished the 2015-16 campaign 23-13 overall with a 10-8 mark in Big Ten play. The Wolverines earned the No. 8 seed in the Big Ten Tournament advancing to the semifinal and moved on to the NCAA Tournament playing in the First Four and First Round.

- The Wolverines return all five starters for the majority of games last season to this year's squad, including leading scorer Zak Irvin (14.5 ppg entering Wednesday's contest).

KEY STAT

The Gamecocks are really sharing the basketball through the early portion of the season, collecting an assist on 57.5 percent of made baskets. Notice's 4.3 assists per game lead the group, but Dozier (3.8) and Thornwell (3.0) have led the Gamecocks in the category as well.

ASSOCIATED PRESS TOP 25

Nov. 21, 2016

Rk.	Team	Record	Pts.
1	Kentucky (42)	4-0	1,592
2	Villanova (21)	5-0	1,561
3	Indiana (2)	3-0	1,443
4	North Carolina	4-0	1,399
5	Kansas	2-1	1,374
6	Duke	4-1	1,337
7	Virginia	3-0	1,198
8	Arizona	3-0	1,129
9	Xavier	5-0	1,099
10	Louisville	3-0	947
11	Gonzaga	3-0	872
12	Creighton	4-0	770
13	Oregon	2-1	748
14	UCLA	4-0	735
15	Saint Mary's	3-0	703
16	Wisconsin	2-1	666
17	Purdue	2-1	613
18	Syracuse	3-0	610
19	West Virginia	3-0	474
20	Baylor	3-0	371
21	Iowa State	3-0	319
22	Texas	3-0	251
23	Rhode Island	4-1	217
24	Michigan State	2-2	183
25	Michigan	4-0	89
25	Florida State	4-0	89

Others receiving votes: California 56, Maryland 55, Miami 44, Cincinnati 39, Wichita St 36, Florida 34, Seton Hall 15, Dayton 14, Butler 14, Virginia Tech 12, Notre Dame 6, Colorado 4, Ohio State 4, Ohio 1, Rutgers 1, Tennessee State 1

Dropped from rankings: Cincinnati 24, California 25

ESPN/USA TODAY TOP 25

Nov. 21, 2016

Rk.	Team	Record	Pts.
1	Kentucky (20)	4-0	754
2	Villanova (4)	5-0	725
3	Duke (5)	4-1	658
4	North Carolina	4-0	654
5	Indiana (2)	3-0	650
6	Virginia	3-0	600
6	Kansas	2-1	600
8	Xavier	5-0	545
9	Arizona	3-0	530
10	Louisville	3-0	470
11	Gonzaga	3-0	409
12	Oregon	2-1	390
13	UCLA	4-0	318
14	Wisconsin	2-1	306
15	Saint Mary's	3-0	301
16	Syracuse	3-0	288
17	West Virginia	3-0	284
18	Creighton	4-0	280
19	Purdue	2-1	254
20	Michigan State	2-2	227
21	Texas	3-0	146
22	Iowa State	3-0	134
23	Maryland	4-0	94
24	Michigan	4-0	79
25	Rhode Island	4-1	70

Others receiving votes: Baylor 60, California 38, Miami 37, Florida 26, Seton Hall 21, Cincinnati 20, Florida State 20, VCU 11, Colorado 11, Butler 10, Notre Dame 9, Wichita St 9, Utah 7, NC State 5, Dayton 5, Texas A&M 4, Virginia Tech 3, Oklahoma 3, Connecticut 3, Yale 2, UCF 1, UAB 1, Arkansas 1, Northern Iowa 1, CSU Bakersfield 1



SOUTHEASTERN CONFERENCE STANDINGS

As of Nov. 22

Team	Conference	Overall
Arkansas	0-0	3-0
Auburn	0-0	3-0
Florida	0-0	4-0
Kentucky	0-0	4-0
LSU	0-0	3-0
South Carolina	0-0	4-0
Ole Miss	0-0	4-1
Georgia	0-0	3-1
Mississippi State	0-0	3-1
Texas A&M	0-0	2-1
Alabama	0-0	2-2
Missouri	0-0	2-2
Vanderbilt	0-0	2-2
Tennessee	0-0	1-2

COACHES TELECONFERENCE

The weekly SEC men's basketball coaches teleconference will be held Monday, Jan. 2 and 16; Thursday, Jan. 26; Monday, Feb. 6, 20 and March 6. Media representatives wishing to participate in the teleconference should contact the SEC Communications Department for further details. Each coach will appear on the teleconference for seven minutes, according to the following schedule:

ORDER OF APPEARANCE

(All Times Eastern)

11:00 a.m.	Bryce Drew, Vanderbilt
11:07 a.m.	Mike White, Florida
11:14 a.m.	Frank Martin, South Carolina
11:21 a.m.	Mark Fox, Georgia
11:28 a.m.	Johnny Jones, LSU
11:35 a.m.	John Calipari, Kentucky
11:42 a.m.	Rick Barnes, Tennessee
11:49 a.m.	Mike Anderson, Arkansas
11:56 a.m.	Avery Johnson, Alabama
12:03 a.m.	Bruce Pearl, Auburn
12:10 a.m.	Andy Kennedy, Ole Miss
12:17 a.m.	Ben Howland, Miss. State
12:24 a.m.	Kim Anderson, Missouri
12:31 a.m.	Billy Kennedy, Texas A&M

In addition, the SEC men's basketball teams who make it to postseason will be on a teleconference on Monday, March 13 beginning at 10:00 a.m. CT.

All SEC basketball teleconferences can be listened to on the internet at www.secdigitalnetwork.com shortly after the conclusion of the teleconference.

CAROLINA BENCH PRODUCTION

GAME	SC-OPP	DIFF.	BENCH SCORER	SC HIGH
La Tech	18-19	-1	Gravett, 7	
Holy Cross	25-9	+16	McKie, 10	
Monmouth	12-14	-2	McKie, 8	
SC State	31-9	+22	Felder, 9	
Michigan				
vs. Syracuse				
Vermont				
FIU				
vs. Seton Hall				
at USF				
Clemson				
Lander				
at Memphis				
at Georgia				
Texas A&M				
at Tennessee				
Ole Miss				
Florida				
at Kentucky				
Auburn				
at Missouri				
at LSU				
Georgia				
Alabama				
at Mississippi State				
Arkansas				
at Vanderbilt				
at Florida				
Tennessee				
Mississippi State				
at Ole Miss				

SPECIALTY STATS

(PP) points in paint; (OT) points off turnovers; (2nd) second chance points; (FB) fast break points

(South Carolina-Opponent)

GAME	PP	OT	2ND	FB
La Tech	38-30	17-18	19-9	13-10
Holy Cross	30-20	12-9	13-4	14-4
Monmouth	24-26	10-13	12-17	0-10
SC State	44-12	23-9	28-4	14-4
Michigan				
vs. Syracuse				
Vermont				
FIU				
vs. Seton Hall				
at USF				
Clemson				
Lander				
at Memphis				
at Georgia				
Texas A&M				
at Tennessee				
Ole Miss				
Florida				
at Kentucky				
Auburn				
at Missouri				
at LSU				
Georgia				
Alabama				
at Mississippi State				
Arkansas				
at Vanderbilt				
at Florida				
Tennessee				
Mississippi State				
at Ole Miss				
SC Total	136	62	72	41
SC Average	34.0	15.5	18.0	10.3
Opp Total	88	49	34	28
Opp Average	22.0	12.3	8.5	7.0

UNIVERSITY INFORMATION

Location	Columbia, S.C.
Founded.....	1801
Enrollment.....	33,724
Nickname.....	Gamecocks
Colors	Garnet (PMS 202) and Black
National Affiliation	NCAA Division I
Conference.....	Southeastern (SEC)
Athletics Web Address	www.GamecocksOnline.com
University Web Address.....	www.sc.edu
President	Dr. Harris Pastides
NCAA Representative	Dr. Valinda Littlefield
Athletics Director	Ray Tanner
Basketball Administrator/Chief Operating Officer.....	Kevin O'Connell

BASKETBALL STAFF/INFORMATION

Head Coach	Frank Martin
Alma Mater	Florida International, '93
Record At South Carolina/Seasons	74-63 (.540), 5th season
Overall Record/Seasons	191-117 (.620), 10 season
Assoc. Head Coach/Recruiting Coord.	Matt Figger (Eastern Kentucky, '95)
Assistant Coach	Perry Clark (Gettysburg, '74)
Assistant Coach	Bruce Shingler (St. Augustine's College, '05)
Director of Basketball Operations	Andy Assaley (Cincinnati, '96)
Strength & Conditioning Coach.....	Scott Greenawalt (Muskingum College, '98)
Athletic Trainer	Mark Rodger (Buffalo, '01)
Video Coordinator	Jay Gibbons (Clayton State, '03)
Student-Athlete Development	Doug Edwards (Florida State, '07)
Student Assistant Coach.....	Brian Steele (South Carolina, '16)
Graduate Student Manager	Ryan McIntyre (West Virginia, '16)
Director of Social Media	Dushawn Davis (Coastal Carolina, '11)
Special Assistant to the Head Coach.....	Jarett Gerald (South Carolina, '11)
Associate Media Relations Director.....	Emily Miles (Ball State, '03)
Home Arena.....	Colonial Life Arena
Capacity.....	18,000
Arena General Manager.....	Sid Kenyon
Press Row Phone Number	803-777-6182

BASKETBALL HISTORY

First Year of Basketball.....	1908
All-Time Record.....	1,371-1,212-1 (.530)
Overall Postseason Record	26-19
NCAA Tournament Appearances.....	8 (1971, 1972, 1973, 1974, 1989, 1997, 1998, 2004)
NCAA Tournament Record.....	4-9
Last NCAA Tournament Appearance	2004, L vs. Memphis, 59-43
NIT Appearances	11 (1969, 1975, 1978, 1983, 1991, 1996, 2001, 2002, 2005, 2006, 2009, 2016)
NIT Record	22-10
Last NIT Appearance	2016, L vs. Georgia Tech, 83-66
Conference Championships/Titles.....SoCon Regular Season (1927, 1933, 1934, 1945); SoCon Tournament Champion (1933); ACC Regular Season (1970);ACC Champion (1971); SEC Regular Season (1997); SEC East Division Co-Champions (2009)

MEDIA RELATIONS

Associate Media Relations Director/Men's Basketball	Emily Miles
Miles' email.....	efeeney@mailbox.sc.edu
Miles' office phone	803-777-7743
Miles' cell phone	803-727-3284
Miles on Twitter	@EmilyMiles_SID
Website	GamecocksOnline.com

- Senior guard Derrick Walton Jr. was named to the Preseason All-Big Ten Team prior to the start of the 2016-17 campaign. Thus far he averages 14.0 points and 3.3 rebounds per game. His 4.0 assists per game tie Irvin for a team best.
- Walton Jr. posted a game-high 23 points, including a career-high seven three pointers, in Michigan's most recent win over SMU in the 2K Classic Championship.
- Irvin was named the 2K Classic Championship Round MVP after scoring 16 points in both the semifinal and championship games, while Walton Jr. and Muhammad-Ali Abdur-Rahkman also joined him on the all-tournament team.
- Michigan ranks first in the country in free throw percentage (NCAA stats games through Nov. 20) with a mark of 85.3 percent.

MARTIN - BEILEIN CONNECTION

South Carolina head coach Frank Martin mentioned in his weekly press conference on Monday that he has known Michigan head coach John Beilein for several years, however, their time coaching together with USA Basketball during the summer of 2013, and their 18 days sharing a dorm room in Kazan, Russia, for the World University Games, strengthened their relationship.

QUOTABLE

Gamecock head coach Frank Martin on the week ahead (vs. Michigan, vs. Syracuse), and looking back at the start of the season:

"Excited for the week ahead. Excited for the progress our team has made after the first four games. I thought we've gotten better every game - offensively and defensively. I knew Sindarius [Thornwell] and Duane [Notice] for the most part, how they would react playing such drastic differences in the teams on such short turns, but everything else was kind of an unknown. After going back and reviewing, the young guys, and even PJ [Dozier] and Chris [Silva], because they are still young, we tend to forget that even though they played last year they are just starting their sophomore years, I thought our team handled all that pretty well. Turnovers, I think Monmouth is the one game we had too many - I think we had 20 that game. What concerns me is not the amount of turnovers but the kind of turnovers. We have to be better there."

BY THE NUMBERS

- 2,436** - Senior guards Duane Notice and Sindarius Thornwell have combined to score 2,436 points during their time in the Garnet and Black.
- 489** - Sindarius Thornwell ranks third among active players in the SEC with 489 career rebounds.
- 1,361** - Entering Wednesday's matchup vs. Michigan, senior guard Sindarius Thornwell ranks 17th all-time at Carolina with 1,361 career points.
- 1,075** - Senior guard Duane Notice ranks 36th all-time at Carolina with 1,075 points entering Wednesday's matchup vs. Michigan.
- 37.8%** - Senior guard Duane Notice ranks seventh all-time in Carolina history in career 3-point field goal percentage (37.8%, 159-420) entering Wednesday's matchup with the Wolverines.
- 24-1** - Over the course of the last two seasons, the Gamecocks are 24-1 in games when leading at the half. Carolina was 20-1 last season when leading at the half, and 4-0 early this season when holding the edge at the break.
- 2.3** - Sophomore forward Chris Silva is currently averaging 2.3 blocks per game, which leads the Gamecocks and ranks t-sixth in the SEC.

SC STATE NOTABLES

- With the win, South Carolina improves to 21-0 all-time vs. SC State.
- The Gamecocks have now won 20 of their last 23 games in Colonial Life Arena.
- Eight players logged 15 or more minutes for Carolina tonight.
- The Gamecocks shot 50.8 percent from the field, marking the second time this year the team shot 50 percent or better from the field.
- Senior guard Justin McKie led all bench players in minutes for the third-straight game (27).
- Sophomore guard PJ Dozier led the team with six assists.
- Freshman guard Rakym Felder led all bench scorers with nine points.

MONMOUTH NOTABLES

- The game marked the eighth time in Frank Martin's 10 seasons as a head coach that his team has won the first three games of the season, and the third time in his five seasons at South Carolina.
- Senior guard Sindarius Thornwell tallied his second-straight 20-point outing and the 17th of his career after scoring 23 tonight.
- Sophomore forward Chris Silva tallied his first career double-double with 10 points and 10 rebounds.
- The Gamecocks have held all three opponents below 50 percent shooting so far this season (La Tech 43.6%, Holy Cross 37.8% and Monmouth 30.8%).
- Senior guard Justin McKie led all bench scorers for the second-straight game in points (8) and minutes (27).

UP NEXT

South Carolina travels to Brooklyn, N.Y., for a Saturday matchup vs. No. 18/16 Syracuse in the Brooklyn Hoops Holiday Invitational. Game time vs. the Orange is set for 2:30 p.m. on ESPN3. The game marks the third for Carolina at the Barclays Center during Frank Martin's time with the Gamecocks. Carolina posted a 63-57 win over Manhattan in the Brooklyn Hoops Holiday Invite on Dec. 22, 2012, at Barclays, before a 64-60 upset victory over No. 9/9 Iowa State at the venue on Jan. 3, 2015.

CAROLINA TRENDS UNDER MARTIN

Gamecock trends under Frank Martin ...

- South Carolina is 47-33 when posting at least six made 3s in a game.
 - South Carolina posted 12 made 3s in the 32-point win vs. Holy Cross on Nov. 13, 2016.
- South Carolina is 60-23 when scoring more points in the paint than its opponent.
 - The Gamecocks out-scored La Tech 38-30 in points in the paint in the 2016-17 season opener.
- South Carolina is 62-29 when holding its opponents to under 45 percent from the field.
 - South Carolina held Monmouth to just 30.8% (20-65) from the floor in the OT win over the Hawks on Nov. 15.
- South Carolina is 60-27 when out-rebounding its opponent.
 - The Gamecocks out-rebounded SC State by 23 rebounds in the win on Nov. 18.

EXHIBITION RECAP

South Carolina opened its 2016-17 season with a 107-89 exhibition win over Newberry College on Nov. 6 at Colonial Life Arena. Carolina shot 50.0 percent from the field in the game en route to its offensive outburst. Senior guard Sindarius Thornwell led all players with 34 points on 13-of-24 shooting. Thornwell recorded a double-double with 11 rebounds, which led the team. He also led the team with five assists and five blocks.

THORNWELL NAMED TO PRESEASON SQUAD

Senior guard Sindarius Thornwell was named to the Preseason All-SEC First Team on Thursday by the league's coaches. Thornwell enters the season as the league's high scorer for active players with 1,278 career points. This marks the third-straight season that Thornwell has garnered preseason honors from the coaches, as he was named to the Preseason All-SEC Second Team prior to his sophomore and junior campaigns.

2016-17 SCHEDULE

South Carolina has an exciting schedule set for the 2016-17 campaign. The slate features 14 games, with 10 home contests, including one exhibition. Highlighting the non-conference portion of the schedule is the Gamecocks' participation in the Brooklyn Hoops Holiday Invitational, as well as a matchup versus Seton Hall in the Under Armour "Reunion" doubleheader at Madison Square Garden in mid-December. The Gamecocks will face eight teams that advanced to the postseason a year ago, with four of those NCAA Tournament participants, including Syracuse, which advanced to the Final Four.

GAMECOCKS CONCLUDE HISTORIC 2015-16 REGULAR SEASON

South Carolina concluded an historic regular season on March 5, 2015, with a 76-61 win on the road at Arkansas. That victory set the school record for regular-season wins at 24. The Gamecocks began the season 15-0, their best start since the 1933-34 campaign, and the 24 wins marked the most since the 1996-97 squad also posted 24 victories. In addition, South Carolina's 11 SEC wins marked the most since 1998, match the second-most ever by a Carolina team and marked just the fourth time that the Gamecocks had double-digit SEC wins in their 25 years in the league.

ROSTER BREAKDOWN

Returning Starters (2)

Duane Notice
Sindarius Thornwell
**based on final game of 2015-16 season*

Returning Letterwinners (8)

TeMarcus Blanton
PJ Dozier
Jarrell Holliman
Justin McKie
Duane Notice
John Ragin
Chris Silva
Sindarius Thornwell

Guards (12)

Tommy Corchiani
Rakym Felder
Evan Hinson
PJ Dozier
John Ragin
TeMarcus Blanton
Hassani Gravett
Kory Holden
Justin McKie
Duane Notice
Christian Schmitt
Sindarius Thornwell

Forwards (6)

Khadim Gueye
Sedee Keita
Maik Kotsar
Chris Silva
Ran Tut
Jarrell Holliman

By Height

Christian Schmitt (6-0)
Rakym Felder (6-1)
Tommy Corchiani (6-1)
Hassani Gravett (6-1)
Kory Holden (6-1)
John Ragin (6-2)
Duane Notice (6-2)
Evan Hinson (6-4)
Justin McKie (6-4)
TeMarcus Blanton (6-5)
Sindarius Thornwell (6-5)
PJ Dozier (6-6)
Jarrell Holliman (6-7)
Sedee Keita (6-9)
Chris Silva (6-9)
Ran Tut (6-9)
Maik Kotsar (6-10)
Khadim Gueye (7-0)

2016-17 SOUTH CAROLINA MEN'S BASKETBALL ROSTER

Alphabetical Roster

No.	Name	Pos.	Ht.	Wt.	Cl.	Exp.	Hometown/High/Last School
5	TeMarcus Blanton	G	6-5	206	R-SO	1VL	Locust Grove, Ga./Luella
13	Tommy Corchiani	G	6-1	173	FR	HS	Raleigh, N.C./Ravenscroft High School
15	PJ Dozier	G	6-6	205	SO	1VL	Columbia, S.C./Spring Valley
4	Rakym Felder	G	5-10	210	FR	HS	Brooklyn, N.Y./Lincoln High School
2	Hassani Gravett	G	6-1	183	SO	TR	Villa Rica, Ga./Alexander/Pensacola State College
12	Khadim Gueye	F	7-0	235	FR	HS	Dakar, Senegal/Bradenton, Fla./Victory Rock Prep
23	Evan Hinson	G	6-4	240	FR	HS	Deltona, Fla./Deltona
	Kory Holden	G	6-1	181	JR	2VL/TR	Salisbury, Md./J.M. Bennett/Delaware
31	Jarrell Holliman	F	6-7	206	R-JR	2VL	Alpharetta, Ga./Alpharetta/Elmhurst College
24	Sedee Keita	F	6-9	240	FR	HS	Philadelphia, Pa./22ft Basketball Academy
21	Maik Kotsar	F	6-10	245	FR	HS	Tallin, Estonia/Wichita, Kan./Sunrise Christian Academy
20	Justin McKie	G	6-4	204	SR	3VL	Columbia, S.C./Irmo
10	Duane Notice	G	6-2	225	SR	3VL	Woodbridge, Canada/St. Michael's/St. Thomas More (Oakdale, Conn.)
34	John Ragin	G	6-2	177	SO	1VL	Eastover, S.C./Cardinal Newman
25	Christian Schmitt	G	6-0	175	FR	HS	Mars, Pa./Mars Area High School
30	Chris Silva	F	6-9	223	SO	1VL	Libreville, Gabon/Roselle (N.J.) Catholic
0	Sindarius Thornwell	G	6-5	211	SR	3VL	Lancaster, S.C./Oak Hill Academy
14	Ran Tut	F	6-9	210	JR	TR	Melbourne, Australia/Edison Academy/Monroe College

Numerical Roster

No.	Name	Pos.	Ht.	Wt.	Cl.	Exp.	Hometown/High/Last School
0	Sindarius Thornwell	G	6-5	211	SR	3VL	Lancaster, S.C./Oak Hill Academy
1	Kory Holden	G	6-1	181	JR	2VL/TR	Salisbury, Md./J.M. Bennett/Delaware
2	Hassani Gravett	G	6-1	183	SO	TR	Villa Rica, Ga./Alexander/Pensacola State College
4	Rakym Felder	G	5-10	210	FR	HS	Brooklyn, N.Y./Lincoln High School
5	TeMarcus Blanton	G	6-5	206	R-SO	1VL	Locust Grove, Ga./Luella
10	Duane Notice	G	6-2	225	SR	3VL	Woodbridge, Canada/St. Michael's/St. Thomas More (Oakdale, Conn.)
12	Khadim Gueye	F	7-0	235	FR	HS	Dakar, Senegal/Bradenton, Fla./Victory Rock Prep
13	Tommy Corchiani	G	6-1	173	FR	HS	Raleigh, N.C./Ravenscroft High School
14	Ran Tut	F	6-9	210	JR	TR	Melbourne, Australia/Edison Academy/Monroe College
15	PJ Dozier	G	6-6	205	SO	1VL	Columbia, S.C./Spring Valley
20	Justin McKie	G	6-4	204	SR	3VL	Columbia, S.C./Irmo
21	Maik Kotsar	F	6-10	245	FR	HS	Tallin, Estonia/Wichita, Kan./Sunrise Christian Academy
23	Evan Hinson	G	6-4	240	FR	HS	Deltona, Fla./Deltona
24	Sedee Keita	F	6-9	240	FR	HS	Philadelphia, Pa./22ft Basketball Academy
25	Christian Schmitt	G	6-0	175	FR	HS	Mars, Pa./Mars Area High School
30	Chris Silva	F	6-9	223	SO	1VL	Libreville, Gabon/Roselle (N.J.) Catholic
31	Jarrell Holliman	F	6-7	206	R-JR	2VL	Alpharetta, Ga./Alpharetta/Elmhurst College
34	John Ragin	G	6-2	177	SO	1VL	Eastover, S.C./Cardinal Newman

Head Coach: Frank Martin (Florida International, '93)

Associate Head Coach/Recruiting Coordinator: Matt Figger (Eastern Kentucky, '95)

Assistant Coach: Perry Clark (Gettysburg, '74)

Assistant Coach: Bruce Shingler (St. Augustine's College, '05)

Director of Basketball Operations: Andy Assaley (Cincinnati, '96)

Strength & Conditioning Coach: Scott Greenawalt (Muskingum College, '98)

Athletic Trainer: Mark Rodger (Buffalo, '01)

Student-Athlete Development: Doug Edwards (Florida State, '07)

Video Coordinator: Jay Gibbons (Clayton State, '03)

Student Assistant Coach: Brian Steele (South Carolina, '16)

Graduate Student Manager: Ryan McIntyre (West Virginia, '16)

Director of Social Media: Dushawn Davis (Coastal Carolina, '11)

Special Assistant to the Head Coach: Jarett Gerald (South Carolina, '11)

Associate Media Relations Director: Emily Miles (Ball State, '03)

TOP RETURNING ...

Scorer Thornwell, 14.5 ppg
Rebounder Thornwell, 4.8 rpg
Assist Maker Thornwell, 3.8 apg
FG Shooter * Silva, 48.2 FG%
3-Point FG Shooter \$ Notice, 39.8 3FG%
FT Shooter \$ Thornwell, 76.4%
Shot Blocker Silva, 0.9 bpg
Steal Maker Thornwell, 1.5 spg

* at least 100 attempts

\$ at least 50 attempts

PRONUNCIATION GUIDE

RAH-kim Felder
HA-deem Gaye
Cee-dee K-ta
Mike Coat-sar
Justin MACK-ee



HEAD COACH FRANK MARTIN

HEAD COACH | 10TH SEASON OVERALL | 191-117 (.620) | FIFTH SEASON AT SOUTH CAROLINA | 74-63 (.540)

THE MARTIN FILE

COACHING

Experience

32nd year

College Experience

17th season

College Head Coach Experience

10th season

Hire Date At Carolina

March 27, 2012

PERSONAL

Hometown

Miami, Fla.

Alma Mater

Florida International, 1993 (B.A. Physical Ed.)

Family

Wife, Anya

Children, Brandon, Amalia and Christian

COACHING RESUME

High School

Miami Senior High, 1985-93

Varsity Boys' Assistant Coach

Junior Varsity Boys' Head Coach

North Miami High, Head Coach, 1993-95

Miami Senior High, Head Coach, 1995-98

B.T. Washington High, Head Coach, 1999-2000

College Assistant Coach

Northeastern, 2000-04

Cincinnati, 2004-06

Kansas State, 2006-07

College Head Coach

Kansas State, 2007-12

South Carolina, 2012-present

Frank Martin was named the head men's basketball coach at the University of South Carolina on March 27, 2012, becoming the 32nd head coach in the history of the South Carolina program, which enters its 109th season as a varsity sport in 2016-17. Martin owns a 187-117 (.600) overall record as a head coach, entering his 10th season overall, and a 70-63 (.526) record entering his fifth season at South Carolina.

In Martin's fourth season leading the Garnet and Black (2015-16), Carolina put together one of the top seasons in its history, matching a school record for wins with a 25-9 overall record on the year, while the Gamecocks reached double-digit SEC wins for just the fourth time since joining the league, posting an 11-7 mark in conference contests. The SEC finish was Carolina's highest since the league combined its East and West Divisions prior to the 2012 season. South Carolina began the season 15-0, its best start since the 1933-34 campaign and went on to post a school-record 24 regular-season wins.

The Gamecocks received votes or were ranked for 15 weeks in the USA Today Coaches Poll, rising to as high as 15th, and for a total of 14 weeks in the AP poll, rising to as high as 19th, during the season. Carolina advanced to postseason play for the first time since 2009, making their 12th appearance in the Postseason NIT as one of the top four seeds in the event. The Gamecocks posted a win over High Point in the opening round, before suffering a season-ending loss to visiting Georgia Tech on March 21.

Three Gamecocks were honored with postseason awards by the SEC coaches, with senior forward Michael Carrera earning First Team All-SEC accolades, junior guard Sindarius Thornwell was named to the All-Defensive Team and junior guard Duane Notice was named the league's Sixth Man of the Year. Carrera went on to earn honors from several organizations following the best season of his career. Carrera, Notice and Thornwell each reached the 1,000 career-point plateau during the season as well.

Prior to his appointment in Columbia, Martin spent the previous five seasons as the head coach at Kansas State University, leading the Wildcats to the NCAA Tournament four times, including a trip to the "Elite 8," during the 2009-10 campaign when the squad won a school record 29 contests. Martin's Wildcats won at least 21 games in each of his five seasons at the helm, as the program compiled a record of 117-54 (.684) under his direction. During that time, Kansas State posted a 50-32 (.609) record in Big 12 Conference games, finishing fifth or higher in each season, with three season finishes of third or better.

A native of Miami, Fla., Martin earned his bachelor's degree in physical education from Florida International in 1993. He and his wife, Anya, have three children, Brandon, Amalia and Christian.

MARTIN'S CAREER RECORD, YEAR-BY-YEAR

YEAR	RECORD	CONFERENCE (FINISH)	POSTSEASON
2007-08	21-12	10-6 (3rd)	1-1; NCAA Tournament 2nd Round
2008-09	22-12	9-7 (t4th)	1-1; NIT
2009-10	29-8	11-5 (t2nd)	3-1; NCAA Tournament Elite Eight
2010-11	23-11	10-6 (t3rd)	1-1; NCAA Tournament Third Round
2011-12	22-11	10-8 (5th)	1-1; NCAA Tournament Third Round
2012-13	14-18	4-14 (t12th)	-
2013-14	14-20	5-13 (13th)	-
2014-15	17-16	6-12 (t11th)	-
2015-16	25-9	11-7 (t3rd)	1-1; NIT
2016-17	4-0	-	-
Totals	191-117 (.620)	176-78 (.493)	8-6 (.571)/4 NCAA/2 NIT

GAMECOCKS' RECORD WHEN ...

At home	4-0
On the road	0-0
At neutral sites	0-0
In overtime	0-0
vs. Top 25 team	0-0
vs. Top 10 team	0-0
vs. Top 3 team	0-0
Leading at half	4-0
Trailing at half	0-0
Tied at half	0-0
Shooting 50% or better	3-0
Shooting between 39-49%	0-0
Shooting less than 39%	1-0
Opp. shooting 50% or better	0-0
Opp. shooting between 39-49%	1-0
Opp. shooting less than 39%	3-0
Shooting better than opp.	4-0
Shooting worse than/equal to opp.	0-0
Starters out-score opp. starters	4-0
Opp. starters score/equal more	0-0
Bench out-scores opp. bench	2-0
Opp. bench scores/equals more	2-0
Having more FTs than opp.	1-0
Having equal/less FTs than opp.	3-0
Have more TOs than opp.	3-0
Having equal/less TOs than opp.	1-0
Having more rebounds than opp.	4-0
Having equal/less rebounds than opp.	0-0
Making 6 or more 3FGs	4-0
Having 15 or more assists	4-0
Score more points in paint than opp.	3-0
Scoring equal/less points in paint than opp.	1-0
Scoring more points off TOs than opp.	2-0
Scoring equal/less points off TOs than opp.	2-0
Scoring more 2nd-chance points than opp.	4-0
Scoring equal/less 2nd-chance points than opp.	1-0
Scoring more fast break points than opp.	3-0
Scoring equal/less fast break points than opp.	1-0
Wearing white uniforms	4-0
Wearing Garnet uniforms	0-0
Wearing Black uniforms	0-0
Playing on live TV/live broadcast	4-0
Playing in November	4-0
Playing in December	0-0
Playing in January	0-0
Playing in February	0-0
Playing in March	0-0
Playing a day-game	0-0
Playing a night-game	4-0
Playing on Sunday	1-0
Playing on a Monday	0-0
Playing on a Tuesday	1-0
Playing on a Wednesday	0-0
Playing on a Thursday	0-0
Playing on a Friday	2-0
Playing on a Saturday	0-0
Scoring margin is 5 points or less	0-0
Margin is between 6-10	2-0
Margin is between 11-20	0-0
Margin is more than 20	2-0
Scoring 59 points or less	0-0
Scoring 60-69 points	0-0
Scoring 70-79 points	1-0
Scoring 80-89 points	2-0
Scoring 90-99 points	1-0
Scoring 100+ points	0-0

MISCELLANEOUS

Current streak	W4
Home court streak	W4
Away streak	-
Neutral court streak	-

2016-17 SUPERLATIVES

(tied for team lead also included)

Scoring Leaders	'16-17	Career
Sindarius Thornwell	4	37

Rebounding Leaders	'16-17	Career
Chris Silva	2	7
Sindarius Thornwell	1	31
Maik Kotsar	1	1

Assists Leaders	'16-17	Career
Sindarius Thornwell	2	44
Duane Notice	2	36
PJ Dozier	2	8

Blocks Leaders	'16-17	Career
Chris Silva	3	10
Sindarius Thornwell	2	23

Steals Leaders	'16-17	Career
Duane Notice	2	20
PJ Dozier	3	13
Hassani Gravett	1	1
Ran Tut	1	1

Double-Figure Scoring	'16-17	Career
Sindarius Thornwell	4	72
Chris Silva	3	9
Duane Notice	2	55
PJ Dozier	2	11
Justin McKie	1	2
Maik Kotsar	1	1

20+ points	'16-17	Career
Sindarius Thornwell	3	18

30+ points	'16-17	Career
-	-	-

Double-Figure Rebounding	'16-17	Career
Chris Silva	1	2

5+ assists	'16-17	Career
Sindarius Thornwell	2	23
Duane Notice	2	16
PJ Dozier	2	5

3+ steals	'16-17	Career
Duane Notice	1	7
PJ Dozier	1	5

2+ blocks	'16-17	Career
Chris Silva	4	14
Sindarius Thornwell	2	10
Maik Kotsar	1	1
Rakym Felder	1	1
Khadim Gueye	1	1

Double-Doubles	'16-17	Career
Chris Silva	1	1

Clutch Free Throws (under 5 min/OT)	FT-FTA	FT%
Sindarius Thornwell	6-6	1.000
Duane Notice	2-2	1.000
Chris Silva	2-3	.667
PJ Dozier	1-2	.500
Justin McKie	1-2	.500
Hassani Gravett	0-2	.000
Maik Kotsar	0-2	.000
Totals	12-19	.632

Dunks	'16-17
Chris Silva	6
Sindarius Thornwell	1

Miscellaneous

Largest Halftime Lead	SC 25, vs. SC State (Nov. 18, 2016)
Opp	-
Smallest Halftime Lead	SC 7, vs. Monmouth (Nov. 15, 2016)
Opp	-
Fewest Points In First Half	SC 29, vs. Monmouth (Nov. 15, 2016)
Opp	22, vs. Monmouth (Nov. 15, 2016)
Most Points In First Half	SC 50, vs. SC State (Nov. 18, 2016)
Opp	32, Holy Cross (Nov. 13, 2016)
Fewest Points In Second Half	SC 37, vs. Holy Cross (Nov. 13, 2016)
Opp	17, vs. Holy Cross (Nov. 13, 2016)
Most Points In Second Half	SC 43, vs. La Tech (Nov. 11, 2016)
Opp	45, La Tech (Nov. 11, 2016)
Most Points in Overtime	SC 10, vs. Monmouth (Nov. 15, 2016)
Opp	9, vs. Monmouth (Nov. 15, 2016)
Largest Margin of Victory	SC 42, vs. SC State (Nov. 18, 2016)
Opp	-
Smallest Margin of Victory	SC 1, vs. Monmouth (Nov. 15, 2016)
Opp	-

2016-17 GAME BY GAME COMPARISON

	Date	Result	FG-A	Pct	3FG-A	Pct	FT-A	Pct	O-D-Total	PF	Pts	A	TO	Blk	Stl	Min	Half
La Tech			24-55	.436	7-20	.350	21-30	.700	9-20-29	28	76	8	14	4	11	200	31
South Carolina	Nov. 11, 2016	W, 85-76	30-57	.526	9-18	.500	16-26	.615	10-25-35	20	85	16	15	4	6	200	42
Holy Cross &			17-45	.378	5-20	.250	10-15	.667	5-11-16	16	49	12	9	0	3	200	32
South Carolina	Nov. 13, 2016	W, 81-49	27-46	.587	12-24	.500	15-16	.938	8-24-32	17	81	17	11	6	4	200	44
Monmouth &			20-65	.308	6-28	.214	23-27	.852	15-26-41	24	69	10	18	4	15	225	22
South Carolina	Nov. 15, 2016	W, 70-69 (OT)	23-68	.338	7-23	.304	17-25	.680	16-30-46	22	70	15	20	5	7	225	29
SC State &			16-52	.308	5-14	.357	13-21	.619	8-16-24	19	50	6	14	1	6	200	50
South Carolina	Nov. 18, 2016	W, 92-50	33-65	.508	8-24	.333	18-21	.857	17-30-47	17	92	17	13	9	6	200	92

& - Brooklyn Hoops Holiday Invitational (Columbia, S.C.) |



SOUTH CAROLINA GAMECOCKS

OVERALL: 4-0; SEC: 0-0; HOME: 4-0; AWAY: 0-0; NEUTRAL: 0-0

DATE	OPP.	W/L	SCORE	RECORD (SEC)	POINTS	REBOUNDS	ASSISTS	BLOCKS	STEALS	ATTENDANCE
Nov. 11, 2016	La Tech	W	85-76	1-0 (0-0)	Thornwell (18)	Thornwell (7)	Thornwell (6)	Silva (2)	Dozier (2)	13,334 (paid)
Nov. 13, 2016	Holy Cross &	W	81-49	2-0 (0-0)	Thornwell (20)	Silva (8)	Notice/Dozier (5)	Thornwell/Silva (2)	4 with 1	9,270 (paid)
Nov. 15, 2016	Monmouth &	W	70-69 (OT)	3-0 (0-0)	Thornwell (23)	Silva (10)	Thornwell/Notice (5)	Thornwell (3)	Notice (3)	9,779 (paid)
Nov. 18, 2016	SC State &	W	92-50	4-0 (0-0)	Thornwell (22)	Kotsar (8)	Dozier (6)	Silva (3)	Dozier (3)	10,159 (paid)

& - Brooklyn Hoops Holiday Invitational (Columbia, S.C.) |

2016-17 GAME-BY-GAME STARTING LINEUPS

OPPONENT, RESULT	GUARD	GUARD	GUARD	FORWARD	FORWARD
La Tech, W	Dozier	Thornwell	Notice	Kotsar	Silva
Holy Cross, W	Dozier	Thornwell	Notice	Kotsar	Silva
Monmouth, W	Dozier	Thornwell	Notice	Kotsar	Silva
SC State, W	Dozier	Thornwell	Notice	Kotsar	Silva

EXB - SOUTH CAROLINA 107, NEWBERRY 89
NOV. 6, 2016/COLONIAL LIFE ARENA

COLUMBIA, S.C. - South Carolina opened its 2016-17 season with a 107-89 exhibition win over Newberry College on Sunday afternoon at Colonial Life Arena. Carolina shot 50.0 percent from the field in the game en route to its offensive outburst. Senior guard Sindarius Thornwell led all players with 34 points on 13-of-24 shooting. The Lancaster, S.C., native, recorded a double-double with 11 rebounds, which led the team. He also led the team with five assists and five blocks.

South Carolina jumped out to a 12-point lead in the first half with 11:23 left, but Newberry would keep the game competitive forcing 12 turnovers and knocking down 10 shots from deep. Thornwell led all scorers at the break with 16 points on 6-of-10 shooting. He also led the team with five rebounds. Carolina shot 51.5 percent from the field as they headed to halftime with a 53-46 lead.

The Gamecocks opened the second half on a 29-11 run, building their lead to 81-57. Thornwell (10 points) and sophomore guard PJ Dozier (nine points) helped fuel the scoring outburst with 26 of those points. Dozier finished tied for second on the team with 17 points. Senior guard Duane Notice, last season's SEC Sixth Man of the Year, also poured in 17 points. Notice was 4-for-9 from behind the arc.

Carolina's defense ramped up in the second half holding Newberry to a 42.1 field goal percentage. The Gamecocks forced 21 turnovers in the game and out-rebounded the Wolves 52-33. Newberry, who looked to run all game with a smaller lineup, would finish the game with 39 attempts from three-point range.

With the win, South Carolina remains unbeaten in five career exhibition contests under the direction of Head Coach Frank Martin.

GAME 1 - SOUTH CAROLINA 85, LA TECH 76
NOV. 11, 2016/COLONIAL LIFE ARENA

COLUMBIA, S.C. - The South Carolina men's basketball team (1-0) opened the 2016-17 regular season with an 85-76 victory over Louisiana Tech (0-1) Friday night. Four Gamecock starters were in double-figures, led by senior guard Sindarius Thornwell, who poured in 18 points. The Lancaster, S.C., native filled up the stat sheet leading the team in rebounds (7) and assists (6).

Senior guard Duane Notice (17), sophomore guard PJ Dozier (17) and sophomore forward Chris Silva (11) were the other South Carolina starters in double figures. Dozier's 17 points were a new career-high.

The Gamecocks jumped out to a 7-2 lead to start the game behind five points from Dozier. The Gamecocks extended their lead to 16-6 after Thornwell hit a 3-pointer with 12:49 left in the first half.

South Carolina's half court defense was suffocating in the first 10 minutes, as they held the Bulldogs to 29 percent shooting from the field. Louisiana Tech finished half one 11-of-29 from the field (37.9 percent).

The Bulldogs closed the gap to 18-16 with 10:24 left, but Carolina pushed the lead back to nine at 36-27 with 2:36 to play in the half after back-to-back 3s from senior guard Justin McKie and sophomore guard Hassani Gravett.

Gravett ended the first half with an exclamation point as he tipped in a Notice 3-point miss at the buzzer. Carolina led 42-31 at the break as the, Villa Rica, Ga. native's, tip-in gave the team its biggest lead of the first half at 11.

Thornwell led all scorers at halftime with nine points on 4-of-8 shooting. He also had five rebounds and three assists. Junior forward Ran Tut had a nice first half off the bench, dropping four points and tying for the team lead in rebounds with five. Notice had eight points, Dozier seven and Gravett seven to round out Carolina's scoring in the opening period. Carolina out-rebounded La Tech 22-18 in half one.

In the second half, the Bulldogs cut the deficit to seven with 14:13 left after a 3-pointer by sophomore guard Derric Jean from the right wing. La Tech's Jacobi Boykins stole the ball at half court finishing with an emphatic dunk at the other end to cut the lead to 59-54. He was whistled for a technical foul after the play. Notice missed both free throws but Silva put the Gamecocks back up by seven after a dunk on the ensuing possession off a great dish from Gravett.

La Tech's Daquan Bracy would cut the lead to four at 65-61, knocking down a 3-pointer with 7:58 left. Thornwell would answer the basket with a fast break 3 of his own from the left corner to put Carolina back up seven with 5:56 on the clock. The Bulldogs answered, but Silva increased the lead to nine with a 3-point play with 4:31 left after beating Jean to the hole for the and-one bucket.

Thornwell hit Silva again halted La Tech's momentum after bringing Colonial Life Arena to its feet with two straight transition dunks, pushing the lead to 80-70 with 2:37 left, and the Gamecocks would close the nine-point win.

GAME 2 - SOUTH CAROLINA 81, HOLY CROSS 49
NOV. 13, 2016/COLONIAL LIFE ARENA

COLUMBIA, S.C. - South Carolina (2-0) picked up its second win of the season Sunday night at Colonial Life Arena after an 81-49 victory versus Holy Cross (0-1). The Gamecock defense limited the Crusaders to just 17 second half points and 30 percent shooting (6-20) from the field in the half. Carolina senior guard Sindarius Thornwell had 20 points to lead all scorers.

After trailing 4-3 early in the game, Carolina went on a 9-0 run after a put-back dunk by sophomore Chris Silva that put the Gamecocks up 12-4. Senior guard Justin McKie extended the early lead to 10 after a transition layup put Carolina ahead 18-8 with 11:56 to go in the first half. McKie's layup forced Crusader Head Coach Bill Carmody to take a timeout after his team started the game 2-for-11 from the field (18.1 percent).

After the timeout, freshman guard Rakym Felder hit a 3-pointer from the top of the key to put the Gamecocks up 24-13. Carolina started the game on fire from the field, hitting 10-of-14 shots, good for 71.4 percent.

Holy Cross cut the lead to five at the 7:08 mark, but Thornwell answered with a post up bucket from the left block to put the Gamecocks up 33-26. Senior guard Duane Notice then hit a 3 on the team's next possession, putting Carolina up 10, 36-26, with 3:03 left in the opening half.

Senior guard PJ Dozier hit his third 3 of the first half from the left wing with 1:29 left to put the Gamecocks up 15. Holy Cross answered with a 3-point bucket of its own. The teams exchanged 3s again on their next possessions, as Thornwell hit from deep for Carolina and Robert Champion, the Crusaders' leading scorer from a year ago, hit one for Holy Cross. Champion's 3 cut the deficit to 12 just before the half with Carolina leading 44-32.

Thornwell led all scorers at the break with 14. Dozier was the second-leading scorer on the stat sheet with 13 first-half points for the Gamecocks. Notice had four assists to lead all players. Carolina shot 58.3 percent in the opening period, including going 8-of-13 from deep. Champion, and forward Malachi Alexander, each scored 12 points for the Crusaders to account for 24 of the team's 32 first-half points.

Carolina picked up right where it left off in the second half as Thornwell hit a 3 at the 15:03 mark to give the Gamecocks a 16-point lead, 53-37. McKie tallied his eighth point with just under 12 minutes to play with a high floater in the lane, which put Carolina up by 20, 59-39.

The Gamecocks defense remained locked in during half two. Holy Cross started the second half 4-for-13, just 30.8 percent from the field. Carolina's hot shooting continued on the offensive end, as it started the second half 8-of-16 (50 percent).

Thornwell hit his fourth 3 of the game with 8:34 left to put the Gamecocks up 66-42. He finished the night 4-for-6 from behind the arc. McKie joined Thornwell in double figures, scoring his 10th point of the night with 3:08 left after stealing the ball and taking it coast-to-coast for the lay in to give Carolina a 74-47 lead late in the game.

EXHIBITION



Official Basketball Box Score - Game Totals - Final Statistics
Newberry vs South Carolina
 11/16/16 4:30 p.m. ET at Columbia, S.C. (Colonial Life Arena)

Newberry 89 • 0-0

#	Player	Total		3-Ptr		Rebounds		PF	TP	A	TO	Blk	Stl	Min
		FG	FGA	FG	FGA	Off	Def							
02	Quaman Burton	0-3	0-1	2-2	1	3	4	1	2	3	3	0	0	17
04	Rob Valentine	3-6	2-4	0-0	1	0	1	3	8	0	1	0	0	17
15	Xavier Hill	2-6	0-2	1-1	1	2	2	5	1	2	0	0	0	16
20	D.J. Copeland	3-6	2-4	0-0	1	1	2	2	8	4	0	0	1	16
30	James Stepp	5-12	3-8	0-0	1	1	2	0	13	0	3	0	3	17
00	Gerald Evans	2-5	1-1	0-0	1	3	4	0	5	3	5	0	1	23
01	Mushack Sackor	0-2	0-0	0-0	1	0	1	2	0	0	1	1	1	4
03	Marshall Lange	4-11	3-7	0-0	0	4	2	11	2	2	0	0	3	23
05	Sikander Nielsen	5-8	2-4	1-1	0	2	2	3	13	2	2	0	0	23
10	Luke Gibson	0-0	0-0	0-0	0	0	0	0	0	0	0	0	0	1
12	Jamaal Satisfield	4-5	1-1	1-3	1	4	5	3	10	0	1	0	0	13
22	Mason Speare	4-8	4-8	0-0	0	3	3	2	12	2	0	1	1	23
23	Amp Moore	1-3	0-0	0-0	1	1	2	2	1	1	0	1	1	7
	Team				1	2								
	Totals	33-75	18-40	5-7	9	24	33	22	89	18	21	2	11	200

FG % 1st Half: 17-37 45.9% 2nd Half: 16-38 42.1% Game: 33-75 44.0% Deadball Rebounds
 3FG % 1st Half: 10-22 45.5% 2nd Half: 8-18 44.4% Game: 18-40 45.0%
 FT % 1st Half: 2-2 100.0 2nd Half: 3-5 60.0% Game: 5-7 71.4%

South Carolina 107 • 0-0

#	Player	Total		3-Ptr		Rebounds		PF	TP	A	TO	Blk	Stl	Min
		FG	FGA	FG	FGA	Off	Def							
21	KOTSAR, Maik	2-3	0-0	1-2	1	2	3	0	5	2	0	0	1	17
30	SILVA, Chris	2-3	0-0	0-0	3	3	6	5	4	1	3	1	1	10
00	THORNWELL, Sindarius	13-24	2-8	6-6	6	5	11	34	5	3	5	2	0	36
10	NOTICE, Duane	5-13	4-10	3-3	0	5	5	0	17	2	1	0	0	36
15	DOZIER, PJ	7-16	0-2	3-3	1	3	4	0	17	3	0	3	2	27
02	GRAVETT, Hassani	1-3	0-0	2-2	0	1	1	4	3	2	1	0	0	14
05	BLANTON, TeMarcus	3-8	2-3	0-0	2	1	3	1	8	0	1	0	0	13
12	GUEYE, Khadim	2-2	0-0	2-5	1	6	7	2	6	1	1	0	0	20
20	MCKIE, Justin	3-5	1-2	2-2	4	2	6	1	9	4	3	0	1	19
31	HOLLIMAN, Jarrell	1-1	0-0	1-2	1	2	3	0	3	0	1	0	1	8
	Team				0	3	3							
	Totals	39-78	9-25	20-25	19	33	52	11	107	21	18	7	9	200

FG % 1st Half: 17-33 51.5% 2nd Half: 22-45 48.9% Game: 39-78 50.0% Deadball Rebounds
 3FG % 1st Half: 5-11 45.5% 2nd Half: 4-14 28.6% Game: 9-25 36.0%
 FT % 1st Half: 14-17 82.4% 2nd Half: 6-8 75.0% Game: 20-25 80.0%

Score by periods	1st	2nd	Total
Newberry	46	43	89
South Carolina	53	54	107

Points In Off 2nd Fast
 Paint T/O Chance Break Bench
 NBV 26 16 5 11 53
 SC 48 26 16 17 32

GAME 1



Official Basketball Box Score - Game Totals - Final Statistics
Louisiana Tech vs South Carolina
 11/11/16 6:30 p.m. ET at Columbia, S.C. (Colonial Life Arena)

Louisiana Tech 76 • 0-1

#	Player	Total		3-Ptr		Rebounds		PF	TP	A	TO	Blk	Stl	Min
		FG	FGA	FG	FGA	Off	Def							
02	MCCREE, Erik	1-9	0-4	6-8	2	2	4	8	1	2	0	0	0	31
24	SHERMAN, Omar	6-9	0-2	0-0	0	7	7	2	12	0	1	2	0	32
00	BOYKINS, Jacobi	4-7	2-4	4-7	1	1	2	5	14	0	1	0	3	20
01	JEAN, Derric	4-11	2-3	8-9	3	2	5	4	18	1	4	0	1	33
25	DAVIS, Qydrar	2-4	1-3	0-0	0	0	0	3	5	0	3	0	2	26
03	HARRIS, Jalen	2-7	0-2	2-2	0	3	4	6	2	2	1	3	1	18
04	BRACEY, DaQuan	5-7	2-2	0-0	1	1	5	12	2	0	0	0	0	23
05	WHITE, Joniah	0-2	0-0	1-2	3	0	3	1	1	0	0	1	0	8
22	WASHINGTON, Jy'lan	0-0	0-0	0-0	0	0	0	0	0	1	0	0	0	0+
35	POWELL, Oliver	0-0	0-0	0-0	0	4	4	0	0	1	0	0	2	9
	Team				0	0	0							
	Totals	24-55	7-20	21-30	9	20	29	28	76	8	14	4	11	200

FG % 1st Half: 11-29 37.9% 2nd Half: 13-26 50.0% Game: 24-55 43.6% Deadball Rebounds
 3FG % 1st Half: 0-7 0.0% 2nd Half: 7-13 53.8% Game: 7-20 35.0%
 FT % 1st Half: 9-14 64.3% 2nd Half: 12-16 75.0% Game: 21-30 70.0%

South Carolina 85 • 1-0

#	Player	Total		3-Ptr		Rebounds		PF	TP	A	TO	Blk	Stl	Min
		FG	FGA	FG	FGA	Off	Def							
21	KOTSAR, Maik	2-2	0-0	0-3	1	1	2	4	4	0	0	0	1	14
30	SILVA, Chris	4-6	0-0	3-5	0	2	4	11	0	1	2	0	0	18
00	THORNWELL, Sindarius	7-16	2-4	2-2	1	6	7	4	18	6	6	1	1	32
10	NOTICE, Duane	4-7	3-6	6-8	0	1	1	0	17	3	3	0	1	29
15	DOZIER, PJ	5-9	2-3	5-6	4	0	4	3	17	2	2	0	2	30
02	GRAVETT, Hassani	3-7	1-2	0-2	1	3	0	7	2	1	0	0	0	24
05	BLANTEY, Khadim	0-0	0-0	0-0	0	0	0	3	0	1	0	0	1	1
14	TUT, Ran	2-5	0-1	0-0	2	4	6	4	1	0	1	1	1	19
20	MCKIE, Justin	1-3	1-2	0-0	1	4	5	0	3	1	1	0	0	19
31	HOLLIMAN, Jarrell	2-2	0-0	0-0	0	0	2	4	1	0	0	0	0	14
	Team				3	2	5							
	Totals	30-57	9-18	16-26	10	25	35	20	85	16	15	4	6	200

FG % 1st Half: 16-36 44.4% 2nd Half: 14-21 66.7% Game: 30-57 52.6% Deadball Rebounds
 3FG % 1st Half: 6-13 46.2% 2nd Half: 3-5 60.0% Game: 9-18 50.0%
 FT % 1st Half: 4-5 80.0% 2nd Half: 12-21 57.1% Game: 16-26 61.5%

Score by periods	1st	2nd	Total
Louisiana Tech	31	45	76
South Carolina	42	43	85

GAME 3 - SOUTH CAROLINA 70, MONMOUTH 69
NOV. 15, 2016/COLONIAL LIFE ARENA

COLUMBIA, S.C. - PJ Dozier scored the game-winning jumper on a lob from Duane Notice as time expired in overtime Tuesday night at Colonial Life Arena to power South Carolina (3-0) to a 70-69 non-conference win over Monmouth (1-1). Senior guard Sindarius Thornwell led all scorers for the third-straight game with 23 points. He also had nine rebounds and five assists.

Tonight's game marks Carolina's third game in five days to open the 2016-17 season. Carolina got off to a fast start, opening the game on a 13-0 run. Thornwell and Notice each hit 3s as the Gamecocks opened the game 4-of-7 from the field. Monmouth started the game 0-for-9 and didn't get its first bucket until 13:12 left in the first half.

South Carolina pushed its run to 17-2 just before the second media timeout on a Chris Silva made free throw. The Gamecocks went 9-for-13 from the charity stripe in the first 10 minutes, after a pair of Notice free throws made the score 19-2.

The Hawks would battle back into the game, cutting the lead to 19-7 with 7:35 left in the opening period, after taking advantage of an 0-for-11 field-goal drought for Carolina that lasted over 10 minutes. Redshirt-sophomore guard TeMarcus Blanton ended the drought after knocking down a 3 to push the Carolina lead to 22-7 with 6:59 left in the half.

Monmouth went on a 6-0 run to cut the lead to nine at 22-13, but the Gamecocks remained ahead 26-13 after back-to-back buckets by senior guard Justin McKie. The Hawks scored the final two baskets of the half to make it 29-22 as the teams headed to the locker room.

Both teams struggled shooting the ball for long stretches in the first half. Monmouth finished the first half 7-for-30 (23.3 percent), while South Carolina shot 8-of-30, good for 26.7 percent.

The Gamecocks started the second half much like half one, going on an 11-0 run after knocking down 4-of-7 shots from the field (57.1 percent). They led 38-22 at the first media timeout. Thornwell (4) and Notice (5) tallied nine of the 11 points on the run.

The Hawks started half two 2-of-9 (22.2 percent) from the field, but then went on a 16-2 run, holding Carolina scoreless for nearly five minutes before the Silva reverse lay-in. McKie and Notice each hit 3s in the stretch to make it 50-46, but the Hawks got back within two at the under-eight media timeout. Monmouth took its first lead at 52-50 with 6:52 left after a put-back lay-in by big man Diago Quinn.

Thornwell scored five-straight points to put the Gamecocks back ahead, 55-52, forcing a timeout by head coach King Rice with 5:45 remaining in the second half. Monmouth then had a four-minute field goal drought before scoring four-straight to tie it up at 58-58 with 1:23 remaining. A pair of Thornwell free throws put Carolina ahead by two with 31.7 seconds left, but Micah Seaborn answered for the Hawks with two free throws of his own to tie the score again.

The Gamecocks turned it over off an inbounds play with eight seconds left. Monmouth got a shot off from the right wing, but Thornwell skied high to block it. Carolina got the ball back with .07 seconds left. Dozier launched a half-court heave from the left side that rimmed in-and-out and the game headed to overtime tied at 60.

Dozier, who did not score in regulation, scored six of the team's 10 points in overtime, to propel Carolina to victory. Thornwell scored the other four points from the free throw line. Nine of his 23 points came from the charity stripe Tuesday night. Notice (15) and Silva (10) joined Thornwell in double-figures. Silva tallied his first career double-double after leading the team with 10 rebounds.

The Hawks finished the game with four players in double-figures. Chris Brady led the way with 17 points and 10 rebounds. Je'Lon Hornbeak (14), Micah Seaborn (11) and Justin Robinson (11) were also in double-figures for Monmouth. The Gamecocks held Robinson, who was the unanimous selection for MAAC Preseason Player of the Year, to just 2-of-13 shooting.

GAME 4 - SOUTH CAROLINA 90, SC STATE 52
NOV. 18, 2016/COLONIAL LIFE ARENA

COLUMBIA, S.C. - South Carolina (4-0) picked up a non-conference home win Friday night after downing South Carolina State (1-2) 92-50. Senior guard Sindarius Thornwell led all scorers for the fourth-straight game with 22 points (8-of-15 from the field). It was Thornwell's third 20-point game of the season.

Carolina went to the first media timeout up 11-3, after starting the game 5-of-7 from the field. The Bulldogs cut the lead to 13-8 after an Edward Stephens 3. The Gamecocks then held the Bulldogs scoreless for the next 3:25 (14:44 to 11:19). Two Khadim Gueye free throws and a jumper by Maik Kotsar pushed the lead back to nine at 17-8 at the 13:44 mark in the opening period.

In the first 10 minutes, Carolina held SC State to just 29 percent shooting (4-of-14). The Gamecocks were the exact opposite, starting the game shooting 59 percent from the field (10-for-17).

Kotsar put Carolina up 25-11 after a nifty reverse layup with 8:56 left in the opening half to force Bulldogs head coach Murray Garvin to take his first timeout of the game. After the timeout, the Gamecocks went on a 10-2 run after 3s from sophomore guard PJ Dozier and r-sophomore guard Hassani Gravett.

Thornwell pushed the lead to 40-18 after knocking down a corner 3 with five minutes left to play in the opening half. The Lancaster, S.C. native, then hit another 3 with 1:46 left to push Carolina's lead to 45-23. The 3 gave him 16 first-half points, which led all scorers. The Gamecocks ended the half on a 5-0 run to take a 50-25 lead at the break. Kotsar had eight points at the break and led the team with seven rebounds. The Bulldogs did not connect for a field goal the final 2:41 of the first half and finished 9-for-28 (32 percent) from the field.

Carolina continued to build on its lead in the second half. Kotsar hit double-figures for the first time in his career with 16:54 left in the game after a put back lay-in off a Thornwell miss. The lay-in opened up a 30-point lead for the home team, 60-30.

The Gamecocks would lead by 26 or more for the rest of the night.

Kotsar, a native of Tallin, Estonia, finished the game with 15 points and eight rebounds. He was a perfect 7-of-7 from the field.

Chris Silva also was in double-figures with 11 points. He also had seven rebounds, including four on the offensive end.

Eric Eaves, the Bulldogs leading returner scorer, finished with a game-high 14 points for SC State.

GAME 3



Official Basketball Box Score - Game Totals - Final Statistics
Monmouth vs South Carolina
 11/15/16 6:30 p.m. ET at Columbia, S.C. (Colonial Life Arena)

Monmouth 69 • 1-1

#	Player	Total			3-Ptr			Rebounds			PF	TP	A	TO	Blk	Stl	Min
		FG	FGA	FT	FTA	Off	Def	Total									
43	Brady, Chris	7	10	0	1	3	4	6	10	3	17	0	2	0	0	0	32
00	James, Josh	1	5	0	0	0	0	1	1	4	2	1	2	0	0	2	29
10	Seaborn, Micah	2	12	1	6	6	8	1	4	5	0	11	2	1	1	4	39
11	Hornbeak, Je'Lon	3	12	1	5	7	7	4	5	9	4	14	2	0	1	3	31
12	Robinson, Justin	2	13	2	9	5	6	2	2	4	11	4	5	0	2	3	38
01	Sarr, Pierre	2	2	0	0	0	0	2	2	2	4	0	0	0	1	5	5
14	Traore, Mustapha	0	0	0	0	0	0	0	0	0	1	0	0	0	0	3	3
23	Tilghman, Austin	0	0	0	0	0	0	1	1	2	0	0	0	4	0	1	15
30	Stewart, Collin	2	8	2	7	0	0	0	0	0	1	6	1	0	0	2	20
32	Quinn, Diago	1	1	0	2	2	2	1	2	3	4	0	0	0	0	0	4
44	Izbuzogie, Sam	0	2	0	0	0	0	3	3	6	0	0	1	2	0	9	
	Team	2	1	3													
Totals		20	65	6	28	23	27	15	26	41	24	69	10	18	4	15	225

FG % 1st Half: 7-30 23.3% 2nd half: 10-29 34.5% OT: 3-6 50.0% Game: 20-65 30.8% Deadball Rebounds
 3FG % 1st Half: 2-13 15.4% 2nd half: 3-14 21.4% OT: 1-1 100.0% Game: 6-28 21.4%
 FT % 1st Half: 6-8 75.0% 2nd half: 15-16 93.8% OT: 2-3 66.7% Game: 23-27 85.2%

South Carolina 70 • 3-0

#	Player	Total			3-Ptr			Rebounds			PF	TP	A	TO	Blk	Stl	Min
		FG	FGA	FT	FTA	Off	Def	Total									
21	KOTSAR, Maik	2	5	0	0	0	0	1	2	4	4	1	1	0	0	26	
30	SILVA, Chris	3	5	0	0	4	6	10	5	10	0	1	2	0	0	21	
00	THORNWELL, Sindarius	6	18	2	5	9	11	3	6	9	2	23	5	3	2	41	
10	NOTICE, Duane	5	13	3	8	2	2	1	3	15	5	3	0	3	4	31	
15	DOZIER, PJ	3	10	0	0	0	2	2	2	6	2	6	2	0	1	30	
02	GRAVETT, Hassani	0	3	0	0	0	2	2	2	0	1	3	0	1	0	18	
04	FELDER, Rakyim	1	1	0	0	0	0	0	0	0	0	1	0	0	0	4	
05	BLANTON, TeMarcus	1	3	1	2	1	3	4	0	4	0	1	0	0	0	7	
12	GUEYE, Khadim	0	0	0	0	0	0	0	0	0	0	0	1	0	0	1	
20	MCKIE, Justin	3	10	1	6	1	2	4	6	2	8	0	2	0	0	27	
31	HOLLIMAN, Jarrell	0	0	0	0	0	1	2	2	0	1	2	0	0	0	9	
	Team	2	4	6													
Totals		23	68	7	23	17	25	16	30	46	22	70	15	20	5	225	

FG % 1st Half: 8-30 26.7% 2nd half: 12-32 37.5% OT: 3-6 50.0% Game: 23-68 33.8% Deadball Rebounds
 3FG % 1st Half: 3-10 30.0% 2nd half: 4-12 33.3% OT: 1-1 100.0% Game: 7-23 30.4%
 FT % 1st Half: 10-15 66.7% 2nd half: 3-6 50.0% OT: 4-4 100.0% Game: 17-25 68.0%

Officials: Ted Valentine, Vladimir Voyard-Tadal, William Covington
 Technical fouls: Monmouth-None. South Carolina-None.
 Attendance: 9779

Score by periods	1st			2nd			OT			Total
	Points	Paint	T/O	Points	Paint	T/O	Points	Paint	T/O	
Monmouth	22	38	9	6	69					
South Carolina	29	31	10	7	70					

Last FG - MON OT-01:02, SC OT-00:00. Score tied - 7 times.
 Largest lead - MON by 2 2nd-06:52, SC by 18 2nd-15:23. Lead changed - 6 times.
 MON led for 01:45, SC led for 39:22. Game was tied for 03:53.

GAME 4



Official Basketball Box Score - Game Totals - Final Statistics
SC State vs South Carolina
 11/18/16 6:30 p.m. ET at Columbia, S.C. (Colonial Life Arena)

SC State 50 • 1-2

#	Player	Total			3-Ptr			Rebounds			PF	TP	A	TO	Blk	Stl	Min
		FG	FGA	FT	FTA	Off	Def	Total									
02	RILEY, Tashombe	3	8	0	1	4	6	1	2	3	10	0	0	0	0	26	
24	KINARD, Ian	1	5	0	1	4	2	1	5	6	4	4	0	3	0	27	
03	MORTIMER, Greg	1	6	0	1	2	2	0	2	0	4	2	2	0	1	21	
10	RICHARDSON, "JJ" Jam	2	11	1	2	0	0	1	3	4	1	5	0	3	0	21	
22	EAVES, "EJ" Eric	6	11	3	6	3	4	0	1	1	2	18	3	2	0	28	
00	JONES, LB'Earnest	0	0	0	0	0	0	0	0	0	0	0	0	0	0	2	
01	STEPHENS, Edward	1	4	1	3	2	2	0	3	3	1	5	1	2	0	23	
05	FIELDS, Ozante	0	0	0	0	0	0	0	0	0	4	0	1	0	0	7	
11	POWELL, Raynor Janai	1	2	0	0	0	0	0	0	0	1	2	0	1	0	15	
20	WILLIAMS, Bobby	0	0	0	0	0	0	0	0	1	0	0	0	0	0	3	
21	BOTTENBERG, David	0	1	0	0	0	0	0	0	0	0	0	0	0	0	1	
34	REID, Jaylen	1	1	0	0	0	0	0	0	0	2	2	0	0	0	10	
35	APPLEWHITE, Damani	0	3	0	0	0	0	0	0	0	1	0	0	0	1	7	
	Team	3	2	5													
Totals		16	52	5	14	13	21	8	16	24	19	50	6	14	1	200	

FG % 1st Half: 9-28 32.1% 2nd half: 7-24 29.2% Game: 16-52 30.8% Deadball Rebounds
 3FG % 1st Half: 3-8 37.5% 2nd half: 2-6 33.3% Game: 5-14 35.7%
 FT % 1st Half: 4-6 66.7% 2nd half: 9-15 60.0% Game: 13-21 61.9%

South Carolina 92 • 4-0

#	Player	Total			3-Ptr			Rebounds			PF	TP	A	TO	Blk	Stl	Min
		FG	FGA	FT	FTA	Off	Def	Total									
21	KOTSAR, Maik	7	7	0	0	1	3	4	4	8	1	15	1	0	0	23	
30	SILVA, Chris	3	5	0	0	5	3	4	7	2	11	0	1	3	0	14	
00	THORNWELL, Sindarius	8	15	2	6	4	4	2	3	5	2	22	1	2	0	25	
10	NOTICE, Duane	1	5	1	5	2	2	0	0	0	1	5	4	3	0	25	
15	DOZIER, PJ	2	7	2	4	2	2	2	2	1	8	6	1	0	3	21	
02	GRAVETT, Hassani	3	6	2	4	0	0	2	2	2	8	1	0	0	0	16	
04	FELDER, Rakyim	4	7	1	2	0	1	3	4	3	9	2	3	2	17		
12	GUEYE, Khadim	1	3	0	0	4	4	2	3	5	6	0	0	2	0	17	
13	CORCHIANI, Tommy	0	0	0	0	0	0	1	1	2	0	0	0	0	0	3	
14	TUT, Ran	1	2	0	0	0	1	2	3	0	2	0	0	0	0	7	
20																	



#20 - JUSTIN MCKIE

SENIOR | GUARD | 6'4" | 204 | 3 LETTERS

COLUMBIA, S.C./IRMO

SEASON NOTABLES

- Tallied nine points and pulled down six rebounds in the exhibition win vs. Newberry
- Tallied three points and pulled down five rebounds off the bench in opening win vs. La Tech (Nov. 11)
- Posted the second double-figure scoring game of his career with 10 points on 5-of-7 shooting vs. Holy Cross (Nov. 13)
- Led bench scorers with eight points in 27 minutes, also collecting a career high six rebounds in Carolina's OT win vs. Monmouth (Nov. 15)
- Scored six points, grabbed four rebounds, tallied two assists and led all bench players in minutes (21) for the third consecutive game in win vs. SC State (Nov. 18)

MCKIE'S CAREER HIGHS

Points

Career 12, at Marshall (Dec. 1, 2014)
 Season 10, vs. Holy Cross (Nov. 13, 2016)

Field Goals

Career 5, twice, last vs. Holy Cross (Nov. 13, 2016)
 Season 5, vs. Holy Cross (Nov. 13, 2016)

Field Goal Attempts

Career 10, vs. Monmouth (Nov. 15, 2016)
 Season 10, vs. Monmouth (Nov. 15, 2016)

3-Point Field Goals

Career 2, twice, last vs. UNC Asheville (Nov. 26, 2014)
 Season 1, twice, last vs. Monmouth (Nov. 15, 2016)

3-Point Field Goal Attempts

Career 6, vs. Monmouth (Nov. 15, 2016)
 Season 6, vs. Monmouth (Nov. 15, 2016)

Free Throws

Career 4, vs. Florida (Jan. 7, 2015)
 Season 1, vs. Monmouth (Nov. 15, 2016)

Free Throw Attempts

Career 4, 3x, last vs. Missouri (Jan. 16, 2016)
 Season 2, vs. Monmouth (Nov. 15, 2016)

Rebounds

Career 6, vs. Monmouth (Nov. 15, 2016)
 Season 6, vs. Monmouth (Nov. 15, 2016)

Assists

Career 5, vs. Lipscomb (Nov. 27, 2015)
 Season 2, vs. SC State (Nov. 18, 2016)

Blocks

Career 1, vs. Oklahoma St. (Dec. 6, 2014)
 Season -

Steals

Career 2, vs. Oklahoma St. (Dec. 6, 2014)
 Season -

Minutes Played

Career 27, vs. Monmouth (Nov. 15, 2016)
 Season 27, vs. Monmouth (Nov. 15, 2016)

2016-17

Opponent	Date	GS	Min	FG-FGA	Pct	3FG-FGA	Pct	FFFTA	Pct	Off	Def	Tot	Avg	PF	FO	A	TO	Blk	Stl	Pts	Avg
Louisiana Tech	11/11/16	19	1-3	.333	1-2	.500	0-0	.000	1	4	5	5.0	0	0	1	1	0	0	3	3.0	
Holy Cross	11/13/16	22	5-7	.714	0-2	.000	0-0	.000	0	1	1	3.0	0	0	0	0	0	0	10	6.5	
Monmouth	11/15/16	27	3-10	.300	1-6	.167	1-2	.500	2	4	6	4.0	2	0	0	2	0	0	8	7.0	
SC State	11/18/16	21	3-6	.500	0-2	.000	0-0	.000	1	3	4	4.0	1	0	2	0	0	0	6	6.8	
Michigan	11/23/16																				
vs. Syracuse	11/26/16																				
Vermont	12/1/16																				
FIU	12/4/16																				
vs. Seton Hall	12/12/16																				
at USF	12/17/16																				
Clemson	12/21/16																				
Lander	12/27/16																				
at Memphis	12/30/16																				
at Georgia	1/4/17																				
Texas A&M	1/7/17																				
at Tennessee	1/11/17																				
Ole Miss	1/14/17																				
Florida	1/18/17																				
at Kentucky	1/21/17																				
Auburn	1/24/17																				
at Missouri	1/28/17																				
at LSU	2/1/17																				
Georgia	2/4/17																				
Alabama	2/7/17																				
at Mississippi State	2/11/17																				
Arkansas	2/15/17																				
at Vanderbilt	2/18/17																				
at Florida	2/21/17																				
Tennessee	2/25/17																				
Mississippi State	2/28/17																				
at Ole Miss	3/4/17																				
vs. SEC Tournament	TBD																				
vs. NCAA Tournament	TBD																				

CAREER STATISTICS

Season	GP-GS	Min	Avg	FG	FGA	Pct	3FG	3FGA	Pct	FT	FTA	Pct	Off	Def	Tot	Avg	PF	FO	Ast	TO	Blk	Stl	Pts	Avg
2013-14	17-0	80	4.7	3	17	.176	1	8	.125	2	4	.500	4	12	16	0.9	8	0	5	5	0	3	9	0.5
2014-15	25-0	282	11.3	26	67	.388	11	36	.306	18	23	.783	11	33	44	1.8	20	0	8	11	3	9	81	3.2
2015-16	27-0	217	8.0	14	47	.298	3	18	.167	9	14	.643	7	20	27	1.0	21	1	22	7	2	2	40	1.5
2016-17	4-0	89	22.3	12	26	.462	2	12	.167	1	2	.500	4	12	16	4.0	3	0	3	3	0	0	27	6.8
Totals	73-0	668	9.2	55	157	.350	17	74	.230	30	43	.698	26	77	103	1.4	52	1	38	26	5	14	157	2.2

CAREER SEC STATISTICS

Season	GP-GS	Min	Avg	FG	FGA	Pct	3FG	3FGA	Pct	FT	FTA	Pct	Off	Def	Tot	Avg	PF	FO	Ast	TO	Blk	Stl	Pts	Avg
2014	9-0	56	6.2	2	11	.182	1	5	.200	0	0	.000	1	9	10	1.1	7	0	5	5	0	2	5	0.6
2015	12-0	130	10.8	5	21	.238	2	11	.182	6	6	1.000	6	12	18	1.5	10	0	1	6	1	2	18	1.5
2016	12-0	79	6.6	4	14	.286	0	3	.000	3	6	.500	4	3	7	0.6	4	0	7	4	0	1	11	0.9
2017																								
Totals	33-0	265	8.0	11	46	.239	3	19	.158	9	12	.750	11	24	35	1.1	21	0	13	15	1	5	34	1.0



#10 - DUANE NOTICE

SENIOR | GUARD | 6'2" | 225 | 3 LETTERS

TORONTO, ONTARIO, CANADA/ST. THOMAS MORE (OAKDALE, CONN.)

SEASON NOTABLES

- Tallied 17 points, hitting four 3s in the exhibition win vs. Newberry
- 17 points with three assists and a steal in opener vs. La Tech (Nov. 11)
- Dished a team high five assists in win vs. Holy Cross (Nov. 13)
- Dished the game winning assist on PJ Dozier's jumper as time expired in OT win over Monmouth (Nov. 15)
- Scored 15 points with five assists and a team high three steals vs. the Hawks
- Tied for team lead with 25 minutes played in win vs. SC State (Nov. 18)

NOTICE'S CAREER HIGHS

Points

Career 27, at Marshall (Dec. 1, 2014)
 Season 17, vs. La Tech (Nov. 11, 2016)

Field Goals

Career 10, at Marshall (Dec. 1, 2014)
 Season 5, vs. Monmouth (Nov. 15, 2016)

Field Goal Attempts

Career 18, twice, last at LSU (Jan. 28, 2015)
 Season 13, vs. Monmouth (Nov. 15, 2016)

3-Point Field Goals

Career 5, twice, last at Missouri (Feb. 17, 2016)
 Season 3, twice, last vs. Monmouth (Nov. 15, 2016)

3-Point Field Goal Attempts

Career 11, twice, last at Alabama (Feb. 24, 2015)
 Season 8, vs. Monmouth (Nov. 15, 2016)

Free Throws

Career 12, vs. Memphis (Jan. 2, 2016)
 Season 6, vs. La Tech (Nov. 11, 2016)

Free Throw Attempts

Career 12, vs. Memphis (Jan. 2, 2016)
 Season 8, vs. La Tech (Nov. 11, 2016)

Rebounds

Career 8, vs. Auburn (March 12, 2014)
 Season 3, vs. Monmouth (Nov. 15, 2016)

Assists

Career 8, twice, last vs. Florida (Feb. 20, 2016)
 Season 5, twice, last vs. Monmouth (Nov. 15, 2016)

Blocks

Career 1, 8x, last vs. Lipscomb (Nov. 27, 2015)
 Season -

Steals

Career 3, 6x, last vs. Monmouth (Nov. 15, 2016)
 Season 3, vs. Monmouth (Nov. 15, 2016)

Minutes Played

Career 41, vs. Monmouth (Nov. 15, 2016)
 Season 41, vs. Monmouth (Nov. 15, 2016)

2016-17

Opponent	Date	GS	Min	FG-FGA	Pct	3FG-FGA	Pct	FT-FTA	Pct	Off	Def	Tot	Avg	PF	FO	A	TO	Blk	Stl	Pts	Avg
Louisiana Tech	11/11/16	*	29	4-7	.571	3-6	.500	6-8	.750	0	1	1	1.0	0	0	3	3	0	1	17	17.0
Holy Cross	11/13/16	*	23	2-5	.400	2-4	.500	0-0	.000	0	0	0	0.5	1	0	5	3	0	1	6	11.5
Monmouth	11/15/16	*	41	5-13	.384	3-8	.375	2-2	1.000	2	1	3	1.3	1	0	5	3	0	3	15	12.7
SC State	11/18/16	*	25	1-5	.200	1-5	.200	2-2	1.000	0	0	0	1.0	1	0	4	3	0	0	5	10.8
Michigan	11/23/16																				
vs. Syracuse	11/26/16																				
Vermont	12/1/16																				
FIU	12/4/16																				
vs. Seton Hall	12/12/16																				
at USF	12/17/16																				
Clemson	12/21/16																				
Lander	12/27/16																				
at Memphis	12/30/16																				
at Georgia	1/4/17																				
Texas A&M	1/7/17																				
at Tennessee	1/11/17																				
Ole Miss	1/14/17																				
Florida	1/18/17																				
at Kentucky	1/21/17																				
Auburn	1/24/17																				
at Missouri	1/28/17																				
at LSU	2/1/17																				
Georgia	2/4/17																				
Alabama	2/7/17																				
at Mississippi State	2/11/17																				
Arkansas	2/15/17																				
at Vanderbilt	2/18/17																				
at Florida	2/21/17																				
Tennessee	2/25/17																				
Mississippi State	2/28/17																				
at Ole Miss	3/4/17																				
vs. SEC Tournament	TBD																				
vs. NCAA Tournament	TBD																				

CAREER STATISTICS

Season	GP-GS	Min	Avg	FG	FGA	Pct	3FG	3FGA	Pct	FT	FTA	Pct	Off	Def	Tot	Avg	PF	FO	Ast	TO	Blk	Stl	Pts	Avg
2013-14	34-22	856	25.2	90	237	.380	21	58	.362	78	116	.672	35	64	99	2.9	72	2	99	89	4	20	279	8.2
2014-15	33-33	987	29.9	127	337	.377	61	168	.363	72	91	.791	20	67	87	2.6	61	0	89	60	4	29	387	11.7
2015-16	34-8	935	27.5	115	298	.389	68	171	.398	68	91	.747	26	57	83	2.4	55	0	78	35	1	32	366	10.8
2016-17	4-4	118	29.5	12	30	.400	9	23	.391	10	12	.833	2	2	4	1.0	3	0	17	12	0	5	43	10.8
Totals	105-67	2896	27.6	344	900	.382	159	420	.379	228	310	.735	83	190	273	2.6	191	2	283	196	9	86	1075	10.2

CAREER SEC STATISTICS

Season	GP-GS	Min	Avg	FG	FGA	Pct	3FG	3FGA	Pct	FT	FTA	Pct	Off	Def	Tot	Avg	PF	FO	Ast	TO	Blk	Stl	Pts	Avg
2014	18-14	516	28.7	48	133	.361	8	30	.267	46	71	.648	19	34	53	2.9	41	1	50	58	1	11	150	8.3
2015	18-18	548	30.4	62	191	.325	33	102	.324	26	36	.722	12	35	47	2.6	35	0	48	30	2	11	183	10.2
2016	18-5	533	29.6	63	153	.412	40	97	.412	22	33	.667	15	31	46	2.6	34	0	43	22	0	17	188	10.4
2017																								
Totals	54-37	1597	29.6	173	477	.363	81	229	.354	94	140	.671	46	100	146	2.7	110	1	141	110	3	39	521	9.6



#0 - SINDARIUS THORNWELL

SENIOR | GUARD | 6'5" | 211 | 3 LETTERS

LANCASTER, S.C./OAK HILL ACADEMY (WILSON, VA.)

SEASON NOTABLES

- Led the team with 34 points, 11 rebounds and five assists in the exhibition win vs. Newberry
- Led the team with 18 points, seven rebounds and six assists in opener vs. La Tech
- Posted the 16th 20-point game of his career with a team high 20 points, hitting four 3s, in win vs. Holy Cross (Nov. 13)
- Led the team for the third straight game to open the season with 23 points, nine rebounds, five assists and a pair of steals to go along with a career high three blocks in the OT win over Monmouth (Nov. 15)
- Tallied second 20-point game of the season (17th of career) after leading team in points with 22 for the fourth straight game, also had five rebounds in 25 minutes played in win vs. SC State (Nov. 18)

THORNWELL'S CAREER HIGHS

Points

Career 26, at Georgia (Jan. 22, 2014)
 Season 23, vs. Monmouth (Nov. 15, 2016)

Field Goals

Career 9, 4x, last at Arkansas (March 5, 2016)
 Season 8, vs. SC State (Nov. 18, 2016)

Field Goal Attempts

Career 24, vs. Charlotte (Nov. 21, 2014)
 Season 18, vs. Monmouth (Nov. 15, 2016)

3-Point Field Goals

Career 5, at Auburn (Jan. 5, 2016)
 Season 4, vs. Holy Cross (Nov. 13, 2016)

3-Point Field Goal Attempts

Career 10, twice, last vs. Charlotte (Nov. 21, 2014)
 Season 6, twice, last vs. SC State (Nov. 18, 2016)

Free Throws

Career 11, vs. LSU (Feb. 10, 2016)
 Season 9, vs. Monmouth (Nov. 15, 2016)

Free Throw Attempts

Career 14, twice, last vs. LSU (Feb. 10, 2016)
 Season 11, vs. Monmouth (Nov. 15, 2016)

Rebounds

Career 11, 4x, last at Arkansas (March 5, 2016)
 Season 9, vs. Monmouth (Nov. 15, 2016)

Assists

Career 9, twice, last at Texas A&M (Feb. 6, 2016)
 Season 6, vs. La Tech (Nov. 11, 2016)

Blocks

Career 3, vs. Monmouth (Nov. 15, 2016)
 Season 3, vs. Monmouth (Nov. 15, 2016)

Steals

Career 6, vs. UNC Asheville (Nov. 26, 2014)
 Season 2, vs. Monmouth (Nov. 15, 2016)

Minutes Played

Career 44, vs. Florida (Feb. 20, 2016)
 Season 41, vs. Monmouth (Nov. 15, 2016)

2016-17

Opponent	Date	GS	Min	FG-FGA	Pct	3FG-FGA	Pct	FFFTA	Pct	Off	Def	Tot	Avg	PF	FO	A	TO	Blk	Stl	Pts	Avg
Louisiana Tech	11/11/16	*	32	7-16	.438	2-4	.500	2-2	1.000	1	6	7	7.0	4	0	6	6	1	1	18	18.0
Holy Cross	11/13/16	*	27	5-9	.555	4-6	.667	6-6	1.000	3	5	8	6.0	1	0	0	0	2	0	20	19.0
Monmouth	11/15/16	*	41	6-18	.333	2-5	.400	9-11	.818	3	6	9	7.0	2	0	5	3	3	2	23	20.3
SC State	11/18/16	*	25	8-15	.533	2-6	.333	4-4	1.000	2	3	5	6.5	2	0	1	2	0	1	22	20.8
Michigan	11/23/16																				
vs. Syracuse	11/26/16																				
Vermont	12/1/16																				
FIU	12/4/16																				
vs. Seton Hall	12/12/16																				
at USF	12/17/16																				
Clemson	12/21/16																				
Lander	12/27/16																				
at Memphis	12/30/16																				
at Georgia	1/4/17																				
Texas A&M	1/7/17																				
at Tennessee	1/11/17																				
Ole Miss	1/14/17																				
Florida	1/18/17																				
at Kentucky	1/21/17																				
Auburn	1/24/17																				
at Missouri	1/28/17																				
at LSU	2/1/17																				
Georgia	2/4/17																				
Alabama	2/7/17																				
at Mississippi State	2/11/17																				
Arkansas	2/15/17																				
at Vanderbilt	2/18/17																				
at Florida	2/21/17																				
Tennessee	2/25/17																				
Mississippi State	2/28/17																				
at Ole Miss	3/4/17																				
vs. SEC Tournament	TBD																				
vs. NCAA Tournament	TBD																				

CAREER STATISTICS

Season	GP-GS	Min	Avg	FG	FGA	Pct	3FG	3FGA	Pct	FT	FTA	Pct	Off	Def	Tot	Avg	PF	FO	Ast	TO	Blk	Stl	Pts	Avg
2013-14	34-34	1007	29.6	143	370	.386	37	100	.370	131	178	.736	48	91	139	4.1	100	2	101	106	21	40	454	13.4
2014-15	33-33	1011	30.6	114	335	.340	38	142	.268	101	141	.716	50	111	161	4.9	83	3	73	71	11	43	367	11.1
2015-16	34-34	1125	33.1	144	377	.382	46	138	.333	123	161	.764	39	124	163	4.8	66	0	130	77	16	50	457	13.4
2016-17	4-4	125	31.3	26	58	.448	10	21	.476	21	23	.913	8	18	26	6.5	9	0	12	11	6	4	83	20.8
Totals	105-105	3268	31.1	427	1140	.375	131	401	.327	376	503	.748	145	344	489	4.7	258	5	316	265	54	137	1361	13.0

CAREER SEC STATISTICS

Season	GP-GS	Min	Avg	FG	FGA	Pct	3FG	3FGA	Pct	FT	FTA	Pct	Off	Def	Tot	Avg	PF	FO	Ast	TO	Blk	Stl	Pts	Avg
2014	18-18	597	33.2	90	229	.393	21	60	.350	79	105	.752	29	56	85	4.7	55	2	72	75	13	21	280	15.6
2015	18-18	578	32.1	55	180	.306	23	83	.277	58	76	.763	24	52	76	4.2	47	2	39	44	3	19	191	10.6
2016	18-18	634	35.2	83	219	.379	25	73	.342	67	87	.770	25	60	85	4.7	34	0	71	44	10	26	258	14.3
2017																								
Totals	54-54	1809	33.5	228	628	.363	69	216	.319	204	268	.761	78	168	246	4.6	136	4	182	163	26	66	729	13.5



#31 JARRELL HOLLIMAN

R-JUNIOR | FORWARD | 6'7" | 206 | 2 LETTERS

ALPHARETTA, GA./ALPHARETTA/ELMHURST COLLEGE

SEASON NOTABLES

- Tallied three points in eight minutes in the exhibition win vs. Newberry
- Scored the first points of his Gamecock career and played a career high 14 minutes in season opener vs. La Tech (Nov. 11)
- Collected a rebound in 12 minutes vs. Holy Cross (Nov. 13)
- Pulled down two rebounds in nine minutes in OT win vs. Monmouth (Nov. 15)
- Played eight minutes and snagged one rebound in win vs. SC State (Nov. 18)

HOLLIMAN'S CAREER HIGHS

Points

Career 4, vs. La Tech (Nov. 11, 2016)

Season 4, vs. La Tech (Nov. 11, 2016)

Field Goals

Career 2, vs. La Tech (Nov. 11, 2016)

Season 2, vs. La Tech (Nov. 11, 2016)

Field Goal Attempts

Career 2, vs. La Tech (Nov. 11, 2016)

Season 2, vs. La Tech (Nov. 11, 2016)

3-Point Field Goals

Career -

Season -

3-Point Field Goal Attempts

Career -

Season -

Free Throws

Career -

Season -

Free Throw Attempts

Career -

Season -

Rebounds

Career 2, vs. Monmouth (Nov. 15, 2016)

Season 2, vs. Monmouth (Nov. 15, 2016)

Assists

Career 1, twice, last vs. Monmouth (Nov. 15, 2016)

Season 1, twice, last vs. Monmouth (Nov. 15, 2016)

Blocks

Career -

Season -

Steals

Career -

Season -

Minutes Played

Career 14, vs. La Tech (Nov. 11, 2016)

Season 14, vs. La Tech (Nov. 11, 2016)

2016-17

Opponent	Date	GS	Min	FG-FGA	Pct	3FG-FGA	Pct	FT-FTA	Pct	Off	Def	Tot	Avg	PF	FO	A	TO	Blk	Stl	Pts	Avg
Louisiana Tech	11/11/16		14	2-2	1.000	0-0	.000	0-0	.000	0	0	0	0.0	2	0	1	0	0	0	4	4.0
Holy Cross	11/13/16		12	0-1	.000	0-0	.000	0-0	.000	1	0	1	0.5	2	0	0	0	0	0	0	2.0
Monmouth	11/15/16		9	0-0	.000	0-0	.000	0-0	.000	1	1	2	1.0	2	0	1	0	0	0	0	1.3
SC State	11/18/16		8	0-1	.000	0-0	.000	0-0	.000	0	1	1	1.0	2	0	0	0	0	0	0	1.0
Michigan	11/23/16																				
vs. Syracuse	11/26/16																				
Vermont	12/1/16																				
FIU	12/4/16																				
vs. Seton Hall	12/12/16																				
at USF	12/17/16																				
Clemson	12/21/16																				
Lander	12/27/16																				
at Memphis	12/30/16																				
at Georgia	1/4/17																				
Texas A&M	1/7/17																				
at Tennessee	1/11/17																				
Ole Miss	1/14/17																				
Florida	1/18/17																				
at Kentucky	1/21/17																				
Auburn	1/24/17																				
at Missouri	1/28/17																				
at LSU	2/1/17																				
Georgia	2/4/17																				
Alabama	2/7/17																				
at Mississippi State	2/11/17																				
Arkansas	2/15/17																				
Vanderbilt	2/18/17																				
at Florida	2/21/17																				
Tennessee	2/25/17																				
Mississippi State	2/28/17																				
at Ole Miss	3/4/17																				
vs. SEC Tournament	TBD																				
vs. NCAA Tournament	TBD																				

CAREER STATISTICS

Season	GP-GS	Min	Avg	FG	FGA	Pct	3FG	3FGA	Pct	FT	FTA	Pct	Off	Def	Tot	Avg	PF	FO	Ast	TO	Blk	Stl	Pts	Avg
2015-16	4-0	9	2.3	0	0	.000	0	0	.000	0	0	.000	0	0	0	0.0	1	0	0	1	0	0	0	0.0
2016-17	4-0	43	10.8	2	4	.500	0	0	.000	0	0	.000	2	2	4	1.0	8	0	2	0	0	0	4	1.0
Totals	8-0	52	6.5	2	4	.500	0	0	.000	0	0	.000	2	2	4	0.5	9	0	2	1	0	0	4	0.5

CAREER SEC STATISTICS

Season	GP-GS	Min	Avg	FG	FGA	Pct	3FG	3FGA	Pct	FT	FTA	Pct	Off	Def	Tot	Avg	PF	FO	Ast	TO	Blk	Stl	Pts	Avg
2016																								



#14 RAN TUT

JUNIOR | FORWARD | 6'9" | 210 | TRANSFER

MELBOURNE, AUSTRALIA/EDISON ACADEMY/MONROE COLLEGE

SEASON NOTABLES

- DNP in the exhibition vs. Newberry due to a knee injury
- Scored four points off the bench, pulling down six rebounds in opener vs. La Tech (Nov. 11)
- Collected three rebounds, with a block and a steal in eight minutes off the bench vs. Holy Cross (Nov. 13)
- Recorded two points and three rebounds off the bench in win vs. SC State (Nov. 18)

TUT'S SEASON HIGHS

Points

4, vs. La Tech (Nov. 11, 2016)

Field Goals

2, vs. La Tech (Nov. 11, 2016)

Field Goal Attempts

5, vs. La Tech (Nov. 11, 2016)

3-Point Field Goals

-

3-Point Field Goal Attempts

1, vs. La Tech (Nov. 11, 2016)

Free Throws

-

Free Throw Attempts

-

Rebounds

6, vs. La Tech (Nov. 11, 2016)

Assists

1, vs. La Tech (Nov. 11, 2016)

Blocks

1, twice, last vs. Holy Cross (Nov. 13, 2016)

Steals

1, twice, last vs. Holy Cross (Nov. 13, 2016)

Minutes

19, vs. La Tech (Nov. 11, 2016)

2016-17

Opponent	Date	GS	Min	FG-FGA	Pct	3FG-FGA	Pct	FFFTA	Pct	Off	Def	Tot	Avg	PF	FO	A	TO	Blk	Stl	Pts	Avg
Louisiana Tech	11/11/16		19	2-5	.400	0-1	.000	0-0	.000	2	4	6	6.0	0	0	1	0	1	1	4	4.0
Holy Cross	11/13/16		8	0-0	.000	0-0	.000	0-0	.000	0	3	3	4.5	0	0	0	0	1	1	0	2.0
Monmouth	11/15/16		-	-	-	-	-	-	-	-	-	-	-	-	-	-	-	-	-	-	-
SC State	11/18/16		7	1-2	.500	0-0	.000	0-0	.000	1	2	3	4.0	0	0	0	0	0	0	2	2.0
Michigan	11/23/16																				
vs. Syracuse	11/26/16																				
Vermont	12/1/16																				
FIU	12/4/16																				
vs. Seton Hall	12/12/16																				
at USF	12/17/16																				
Clemson	12/21/16																				
Lander	12/27/16																				
at Memphis	12/30/16																				
at Georgia	1/4/17																				
Texas A&M	1/7/17																				
at Tennessee	1/11/17																				
Ole Miss	1/14/17																				
Florida	1/18/17																				
at Kentucky	1/21/17																				
Auburn	1/24/17																				
at Missouri	1/28/17																				
at LSU	2/1/17																				
Georgia	2/4/17																				
Alabama	2/7/17																				
at Mississippi State	2/11/17																				
Arkansas	2/15/17																				
at Vanderbilt	2/18/17																				
at Florida	2/21/17																				
Tennessee	2/25/17																				
Mississippi State	2/28/17																				
at Ole Miss	3/4/17																				
vs. SEC Tournament	TBD																				
vs. NCAA Tournament	TBD																				

CAREER STATISTICS

Season	GP-GS	Min	Avg	FG	FGA	Pct	3FG	3FGA	Pct	FT	FIA	Pct	Off	Def	Tot	Avg	PF	FO	Ast	TO	Blk	Stl	Pts	Avg
2016-17	3-0	34	11.3	3	7	.429	0	1	.000	0	0	.000	3	9	12	4.0	0	0	1	0	2	2	6	2.0

CAREER SEC STATISTICS

Season	GP-GS	Min	Avg	FG	FGA	Pct	3FG	3FGA	Pct	FT	FIA	Pct	Off	Def	Tot	Avg	PF	FO	Ast	TO	Blk	Stl	Pts	Avg
2017																								



#1 KORY HOLDEN

JUNIOR | GUARD | 6'1" | 181 | 2 LETTERS

SALISBURY, MD./DELAWARE

SEASON NOTABLES

- Transfer from Delaware in the offseason, and is not eligible to play in 2016-17 due to NCAA transfer rules

HOLDEN'S CAREER HIGHS

Points

-

Field Goals

-

Field Goal Attempts

-

3-Point Field Goals

-

3-Point Field Goal Attempts

-

Free Throws

-

Free Throw Attempts

-

Rebounds

-

Assists

-

Blocks

-

Steals

-

Minutes

-

CAREER STATISTICS

Season	GP-GS	Min	Avg	FG	FGA	Pct	3FG	3FGA	Pct	FT	FTA	Pct	Off	Def	Tot	Avg	PF	FO	Ast	TO	Blk	Stl	Pts	Avg
2016-17																								

CAREER SEC STATISTICS

Season	GP-GS	Min	Avg	FG	FGA	Pct	3FG	3FGA	Pct	FT	FTA	Pct	Off	Def	Tot	Avg	PF	FO	Ast	TO	Blk	Stl	Pts	Avg
2017																								



#5 TEMARCUS BLANTON

R-SOPHOMORE | GUARD | 6'5" | 206 | 1 LETTER

LOCUST GROVE, GA./LUELLA

SEASON NOTABLES

- Scored eight points in 13 minutes in the exhibition win vs. Newberry
- Hit a 3 off the bench in win vs. Holy Cross (Nov. 13), for his first points of the season
- Four points and four rebounds in OT win over Monmouth (Nov. 15)

BLANTON'S CAREER HIGHS

Points

Career 6, vs. Drexel (Dec. 15, 2015)
 Season 4, vs. Monmouth (Nov. 15, 2016)

Field Goals

Career 2, vs. Drexel (Dec. 15, 2015)
 Season 1, twice, last vs. Monmouth (Nov. 15, 2016)

Field Goal Attempts

Career 3, vs. Monmouth (Nov. 15, 2016)
 Season 3, vs. Monmouth (Nov. 15, 2016)

3-Point Field Goals

Career 2, vs. Drexel (Dec. 15, 2015)
 Season 1, twice, last vs. Monmouth (Nov. 15, 2016)

3-Point Field Goal Attempts

Career 2, twice, last vs. Monmouth (Nov. 15, 2016)
 Season 1, twice, last vs. Monmouth (Nov. 15, 2016)

Free Throws

Career 2, twice, last vs. Francis Marion (Dec. 30, 2015)
 Season 1, vs. Monmouth (Nov. 15, 2016)

Free Throw Attempts

Career 2, 3x, last vs. Monmouth (Nov. 15, 2016)
 Season 2, vs. Monmouth (Nov. 15, 2016)

Rebounds

Career 4, vs. Monmouth (Nov. 15, 2016)
 Season 4, vs. Monmouth (Nov. 15, 2016)

Assists

Career 1, twice, last vs. Western Carolina (Nov. 30, 2015)
 Season -

Blocks

Career -
 Season -

Steals

Career 1, twice, last vs. USF (Dec. 5, 2015)
 Season -

Minutes Played

Career 7, twice, last vs. Monmouth (Nov. 15, 2016)
 Season 7, vs. Monmouth (Nov. 15, 2016)

2016-17

Opponent	Date	GS	Min	FG-FGA	Pct	3FG-FGA	Pct	FT-FTA	Pct	Off	Def	Tot	Avg	PF	FO	A	TO	Blk	Stl	Pts	Avg
Louisiana Tech	11/11/16	-	-	-	-	-	-	-	-	-	-	-	-	-	-	-	-	-	-	-	-
Holy Cross	11/13/16	-	3	1-1	1.000	1-1	1.000	0-0	.000	0	1	1	1.0	0	0	0	0	0	0	3	3.0
Monmouth	11/15/16	-	7	1-3	.333	1-2	.500	1-2	.500	1	3	4	2.5	0	0	0	1	0	0	4	3.5
SC State	11/18/16	-	-	-	-	-	-	-	-	-	-	-	-	-	-	-	-	-	-	-	-
Michigan	11/23/16	-	-	-	-	-	-	-	-	-	-	-	-	-	-	-	-	-	-	-	-
vs. Syracuse	11/26/16	-	-	-	-	-	-	-	-	-	-	-	-	-	-	-	-	-	-	-	-
Vermont	12/1/16	-	-	-	-	-	-	-	-	-	-	-	-	-	-	-	-	-	-	-	-
FIU	12/4/16	-	-	-	-	-	-	-	-	-	-	-	-	-	-	-	-	-	-	-	-
vs. Seton Hall	12/12/16	-	-	-	-	-	-	-	-	-	-	-	-	-	-	-	-	-	-	-	-
at USF	12/17/16	-	-	-	-	-	-	-	-	-	-	-	-	-	-	-	-	-	-	-	-
Clemson	12/21/16	-	-	-	-	-	-	-	-	-	-	-	-	-	-	-	-	-	-	-	-
Lander	12/27/16	-	-	-	-	-	-	-	-	-	-	-	-	-	-	-	-	-	-	-	-
at Memphis	12/30/16	-	-	-	-	-	-	-	-	-	-	-	-	-	-	-	-	-	-	-	-
at Georgia	1/4/17	-	-	-	-	-	-	-	-	-	-	-	-	-	-	-	-	-	-	-	-
Texas A&M	1/7/17	-	-	-	-	-	-	-	-	-	-	-	-	-	-	-	-	-	-	-	-
at Tennessee	1/11/17	-	-	-	-	-	-	-	-	-	-	-	-	-	-	-	-	-	-	-	-
Ole Miss	1/14/17	-	-	-	-	-	-	-	-	-	-	-	-	-	-	-	-	-	-	-	-
Florida	1/18/17	-	-	-	-	-	-	-	-	-	-	-	-	-	-	-	-	-	-	-	-
at Kentucky	1/21/17	-	-	-	-	-	-	-	-	-	-	-	-	-	-	-	-	-	-	-	-
Auburn	1/24/17	-	-	-	-	-	-	-	-	-	-	-	-	-	-	-	-	-	-	-	-
at Missouri	1/28/17	-	-	-	-	-	-	-	-	-	-	-	-	-	-	-	-	-	-	-	-
at LSU	2/1/17	-	-	-	-	-	-	-	-	-	-	-	-	-	-	-	-	-	-	-	-
Georgia	2/4/17	-	-	-	-	-	-	-	-	-	-	-	-	-	-	-	-	-	-	-	-
Alabama	2/7/17	-	-	-	-	-	-	-	-	-	-	-	-	-	-	-	-	-	-	-	-
at Mississippi State	2/11/17	-	-	-	-	-	-	-	-	-	-	-	-	-	-	-	-	-	-	-	-
Arkansas	2/15/17	-	-	-	-	-	-	-	-	-	-	-	-	-	-	-	-	-	-	-	-
at Vanderbilt	2/18/17	-	-	-	-	-	-	-	-	-	-	-	-	-	-	-	-	-	-	-	-
at Florida	2/21/17	-	-	-	-	-	-	-	-	-	-	-	-	-	-	-	-	-	-	-	-
Tennessee	2/25/17	-	-	-	-	-	-	-	-	-	-	-	-	-	-	-	-	-	-	-	-
Mississippi State	2/28/17	-	-	-	-	-	-	-	-	-	-	-	-	-	-	-	-	-	-	-	-
at Ole Miss	3/4/17	-	-	-	-	-	-	-	-	-	-	-	-	-	-	-	-	-	-	-	-
vs. SEC Tournament	TBD	-	-	-	-	-	-	-	-	-	-	-	-	-	-	-	-	-	-	-	-
vs. NCAA Tournament	TBD	-	-	-	-	-	-	-	-	-	-	-	-	-	-	-	-	-	-	-	-

CAREER STATISTICS

Season	GP-GS	Min	Avg	FG	FGA	Pct	3FG	3FGA	Pct	FT	FTA	Pct	Off	Def	Tot	Avg	PF	FO	Ast	TO	Blk	Stl	Pts	Avg
2015-16	8-0	32	4.0	3	8	.375	2	4	.500	4	4	1.000	2	3	5	0.6	4	0	2	1	0	2	12	1.5
2016-17	2-0	10	5.0	2	4	.500	2	3	.667	1	2	.500	1	4	5	2.5	0	0	0	1	0	0	7	3.5
Totals	10-0	42	4.2	5	12	.417	4	7	.571	5	6	.833	3	7	10	1.0	4	0	2	2	0	2	19	1.9

CAREER SEC STATISTICS

Season	GP-GS	Min	Avg	FG	FGA	Pct	3FG	3FGA	Pct	FT	FTA	Pct	Off	Def	Tot	Avg	PF	FO	Ast	TO	Blk	Stl	Pts	Avg
2016	1-0	3	3.0	1	1	1.000	0	0	.000	0	0	.000	0	0	0	0.0	0	0	0	0	0	0	2	2.0



#2 HASSANI GRAVETT

R-SOPHOMORE | GUARD | 6'1" | 183 | TRANSFER

VILLA RICA, GA./ALEXANDER/PENSACOLA STATE COLLEGE

SEASON NOTABLES

- Scored four points with three assists in the exhibition win vs. Newberry
- High scorer off the bench with seven points, adding a pair of assists in 24 minutes vs. La Tech in season opener (Nov. 11)
- Scored four points, dishing four assists with a steal in win vs. Holy Cross (Nov. 13)
- Collected one steal and one assist in OT win vs. Monmouth (Nov. 15)
- Had new career-high eight points in 16 minutes off bench vs. SC State (Nov. 18), also had an assist and two rebounds

GRAVETT'S SEASON HIGHS

Points

8, vs. SC State (Nov. 18, 2016)

Field Goals

3, twice, last vs. SC State (Nov. 18, 2016)

Field Goal Attempts

7, vs. La Tech (Nov. 11, 2016)

3-Point Field Goals

2, vs. SC State (Nov. 18, 2016)

3-Point Field Goal Attempts

4, vs. SC State (Nov. 18, 2016)

Free Throws

-

Free Throw Attempts

2, vs. La Tech (Nov. 11, 2016)

Rebounds

3, vs. La Tech (Nov. 11, 2016)

Assists

4, vs. Holy Cross (Nov. 13, 2016)

Blocks

-

Steals

1, vs. Holy Cross (Nov. 13, 2016)

Minutes

24, vs. La Tech (Nov. 11, 2016)

2016-17

Opponent	Date	GS	Min	FG-FGA	Pct	3FG-FGA	Pct	FT-FTA	Pct	Off	Def	Tot	Avg	PF	FO	A	TO	Blk	Stl	Pts	Avg
Louisiana Tech	11/11/16		24	3-7	.429	1-2	.500	0-2	.000	2	1	3	3.0	0	0	2	1	0	0	7	7.0
Holy Cross	11/13/16		17	2-6	.333	0-3	.000	0-0	.000	0	2	2	2.5	2	0	4	3	0	1	4	5.5
Monmouth	11/15/16		18	0-3	.000	0-0	.000	0-2	.000	0	2	2	2.3	2	0	1	3	0	1	0	3.7
SC State	11/18/16		16	3-6	.500	2-4	.500	0-0	.000	0	2	2	2.3	2	0	1	0	0	0	8	4.8
Michigan	11/23/16																				
vs. Syracuse	11/26/16																				
Vermont	12/1/16																				
FIU	12/4/16																				
vs. Seton Hall	12/12/16																				
at USF	12/17/16																				
Clemson	12/21/16																				
Lander	12/27/16																				
at Memphis	12/30/16																				
at Georgia	1/4/17																				
Texas A&M	1/7/17																				
at Tennessee	1/11/17																				
Ole Miss	1/14/17																				
Florida	1/18/17																				
at Kentucky	1/21/17																				
Auburn	1/24/17																				
at Missouri	1/28/17																				
at LSU	2/1/17																				
Georgia	2/4/17																				
Alabama	2/7/17																				
at Mississippi State	2/11/17																				
Arkansas	2/15/17																				
at Vanderbilt	2/18/17																				
at Florida	2/21/17																				
Tennessee	2/25/17																				
Mississippi State	2/28/17																				
at Ole Miss	3/4/17																				
vs. SEC Tournament	TBD																				
vs. NCAA Tournament	TBD																				

CAREER STATISTICS

Season	GP-GS	Min	Avg	FG	FGA	Pct	3FG	3FGA	Pct	FT	FTA	Pct	Off	Def	Tot	Avg	PF	FO	Ast	TO	Blk	Stl	Pts	Avg
2016-17	4-0	75	18.8	8	22	.364	3	9	.333	0	4	.000	2	7	9	2.3	6	0	8	7	0	2	19	4.8

CAREER SEC STATISTICS

Season	GP-GS	Min	Avg	FG	FGA	Pct	3FG	3FGA	Pct	FT	FTA	Pct	Off	Def	Tot	Avg	PF	FO	Ast	TO	Blk	Stl	Pts	Avg
2017																								



#15 PJ DOZIER

SOPHOMORE | GUARD | 6'6" | 205 | 1 LETTER

COLUMBIA, S.C./SPRING VALLEY

SEASON NOTABLES

- Tallied 17 points and dished three assists with three steals in the exhibition win vs. Newberry
- Scored a career high 17 points, with two assists and four rebounds in season opener vs. La Tech (Nov. 11)
- Tallied 15 points, with five assists and a steal in win vs. Holy Cross (Nov. 13)
- Connected on a career high three 3s vs. the Crusaders
- Hit the game-winning jumper as time expired in overtime victory over Monmouth (Nov. 15)
- Didn't score in regulation vs. the Hawks, but scored six of Carolina's 10 points in OT to help secure win
- Poured in eight points and led the team with six assists and three steals in win vs. SC State (Nov. 18)

DOZIER'S CAREER HIGHS

Points

Career 17, vs. La Tech (Nov. 11, 2016)
 Season 17, vs. La Tech (Nov. 11, 2016)

Field Goals

Career 7, vs. Georgia Tech (March 21, 2016)
 Season 5, vs. La Tech (Nov. 11, 2016)

Field Goal Attempts

Career 12, vs. USF (Dec. 5, 2015)
 Season 10, vs. Monmouth (Nov. 15, 2016)

3-Point Field Goals

Career 3, vs. Holy Cross (Nov. 13, 2016)
 Season 3, vs. Holy Cross (Nov. 13, 2016)

3-Point Field Goal Attempts

Career 6, vs. Holy Cross (Nov. 13, 2016)
 Season 6, vs. Holy Cross (Nov. 13, 2016)

Free Throws

Career 10, vs. Drexel (Dec. 15, 2015)
 Season 5, vs. La Tech (Nov. 11, 2016)

Free Throw Attempts

Career 16, vs. Drexel (Dec. 15, 2015)
 Season 6, vs. La Tech (Nov. 11, 2016)

Rebounds

Career 9, vs. Hofstra (Nov. 22, 2015)
 Season 4, vs. La Tech (Nov. 11, 2016)

Assists

Career 6, vs. SC State (Nov. 18, 2016)
 Season 6, vs. SC State (Nov. 18, 2016)

Blocks

Career 2, vs. Oral Roberts (Nov. 16, 2015)
 Season -

Steals

Career 5, vs. Francis Marion (Dec. 30, 2015)
 Season 3, vs. SC State (Nov. 18, 2016)

Minutes Played

Career 30, twice, last vs. Monmouth (Nov. 15, 2016)
 Season 30, twice, last vs. Monmouth (Nov. 15, 2016)

2016-17

Opponent	Date	GS	Min	FG-FGA	Pct	3FG-FGA	Pct	FT-FTA	Pct	Off	Def	Tot	Avg	PF	FO	A	TO	Blk	Stl	Pts	Avg
Louisiana Tech	11/11/16	*	30	5-9	.556	2-3	.667	5-6	.833	0	4	4	4.0	3	0	2	2	0	2	17	17.0
Holy Cross	11/13/16	*	28	4-7	.571	3-6	.500	4-4	1.000	0	3	3	3.5	3	0	5	2	0	1	15	16.0
Monmouth	11/15/16	*	30	3-10	.300	0-2	.000	0-0	.000	0	2	2	3.0	2	0	2	3	0	1	6	12.7
SC State	11/18/16	*	21	2-7	.286	2-4	.500	2-2	1.000	0	2	2	2.8	1	0	6	1	0	3	8	11.5
Michigan	11/23/16																				
vs. Syracuse	11/26/16																				
Vermont	12/1/16																				
FIU	12/4/16																				
vs. Seton Hall	12/12/16																				
at USF	12/17/16																				
Clemson	12/21/16																				
Lander	12/27/16																				
at Memphis	12/30/16																				
at Georgia	1/4/17																				
Texas A&M	1/7/17																				
at Tennessee	1/11/17																				
Ole Miss	1/14/17																				
Florida	1/18/17																				
at Kentucky	1/21/17																				
Auburn	1/24/17																				
at Missouri	1/28/17																				
at LSU	2/1/17																				
Georgia	2/4/17																				
Alabama	2/7/17																				
at Mississippi State	2/11/17																				
Arkansas	2/15/17																				
at Vanderbilt	2/18/17																				
at Florida	2/21/17																				
Tennessee	2/25/17																				
Mississippi State	2/28/17																				
at Ole Miss	3/4/17																				
vs. SEC Tournament	TBD																				
vs. NCAA Tournament	TBD																				

CAREER STATISTICS

Season	GP-GS	Min	Avg	FG	FGA	Pct	3FG	3FGA	Pct	FT	FTA	Pct	Off	Def	Tot	Avg	PF	FO	Ast	TO	Blk	Stl	Pts	Avg
2015-16	34-28	647	19.0	91	239	.381	10	47	.213	37	68	.544	27	74	101	3.0	84	1	70	90	13	34	229	6.7
2016-17	4-4	109	27.3	14	33	.424	7	15	.467	11	12	.917	0	11	11	2.8	9	0	15	8	0	7	46	11.5
Totals	38-32	756	19.9	105	272	.386	17	62	.274	48	80	.600	27	85	112	2.9	93	1	85	98	13	41	275	7.2

CAREER SEC STATISTICS

Season	GP-GS	Min	Avg	FG	FGA	Pct	3FG	3FGA	Pct	FT	FTA	Pct	Off	Def	Tot	Avg	PF	FO	Ast	TO	Blk	Stl	Pts	Avg
2016	18-14	332	18.4	42	121	.347	1	21	.048	18	30	.600	16	33	49	2.7	48	1	40	56	5	12	103	5.7



#21 JOHN RAGIN

SOPHOMORE | GUARD | 6'2" | 177 | 1 LETTER
EASTOVER, S.C./CARDINAL NEWMAN

SEASON NOTABLES

.

RAGIN'S CAREER HIGHS

Points

Career 2, vs. Francis Marion (Dec. 30, 2015)

Season

Field Goals

Career 1, vs. Francis Marion (Dec. 30, 2015)

Season

Field Goal Attempts

Career 1, 3x, last vs. Francis Marion (Dec. 30, 2015)

Season

3-Point Field Goals

Career -

Season

3-Point Field Goal Attempts

Career 1, vs. USF (Dec. 5, 2015)

Season

Free Throws

Career -

Season

Free Throw Attempts

Career -

Season

Rebounds

Career 1, vs. Western Carolina (Nov. 30, 2015)

Season

Assists

Career -

Season

Blocks

Career -

Season

Steals

Career -

Season

Minutes Played

Career 2, 4x, last at Alabama (Jan. 13, 2016)

Season

2016-17

Opponent	Date	GS	Min	FG-FGA	Pct	3FG-FGA	Pct	FT-FTA	Pct	Off	Def	Tot	Avg	PF	FO	A	TO	Blk	Stl	Pts	Avg
Louisiana Tech	11/11/16	-	-	-	-	-	-	-DNP - Coaches Decision	-	-	-	-	-	-	-	-	-	-	-	-	-
Holy Cross	11/13/16	-	-	-	-	-	-	-DNP - Coaches Decision	-	-	-	-	-	-	-	-	-	-	-	-	-
Monmouth	11/15/16	-	-	-	-	-	-	-DNP - Coaches Decision	-	-	-	-	-	-	-	-	-	-	-	-	-
SC State	11/18/16	-	-	-	-	-	-	-DNP - Coaches Decision	-	-	-	-	-	-	-	-	-	-	-	-	-
Michigan	11/23/16																				
vs. Syracuse	11/26/16																				
Vermont	12/1/16																				
FIU	12/4/16																				
vs. Seton Hall	12/12/16																				
at USF	12/17/16																				
Clemson	12/21/16																				
Lander	12/27/16																				
at Memphis	12/30/16																				
at Georgia	1/4/17																				
Texas A&M	1/7/17																				
at Tennessee	1/11/17																				
Ole Miss	1/14/17																				
Florida	1/18/17																				
at Kentucky	1/21/17																				
Auburn	1/24/17																				
at Missouri	1/28/17																				
at LSU	2/1/17																				
Georgia	2/4/17																				
Alabama	2/7/17																				
at Mississippi State	2/11/17																				
Arkansas	2/15/17																				
at Vanderbilt	2/18/17																				
at Florida	2/21/17																				
Tennessee	2/25/17																				
Mississippi State	2/28/17																				
at Ole Miss	3/4/17																				
vs. SEC Tournament	TBD																				
vs. NCAA Tournament	TBD																				

CAREER STATISTICS

Season	GP-GS	Min	Avg	FG	FGA	Pct	3FG	3FGA	Pct	FT	FIA	Pct	Off	Def	Tot	Avg	PF	FO	Ast	TO	Blk	Stl	Pts	Avg
2015-16	4-0	8	2.0	1	3	.333	0	1	.000	0	0	.000	0	1	1	0.3	0	0	0	0	0	0	2	0.5
2016-17																								
Totals																								

CAREER SEC STATISTICS

Season	GP-GS	Min	Avg	FG	FGA	Pct	3FG	3FGA	Pct	FT	FIA	Pct	Off	Def	Tot	Avg	PF	FO	Ast	TO	Blk	Stl	Pts	Avg
2016	1-0	2	2.0	0	0	.000	0	0	.000	0	0	.000	0	0	0	0.0	0	0	0	0	0	0	0	0.0



#30 CHRIS SILVA

SOPHOMORE | FORWARD | 6'9" | 223 | 1 LETTER

LIBREVILLE, GABON/ROSELLE (N.J.)

SEASON NOTABLES

- Scored four points with six rebounds in the exhibition win vs. Newberry
- Foul trouble early, but returned to score 11 points with two rebounds and two blocks in season opener vs. La Tech (Nov. 11)
- Scored nine points with a team high eight rebounds and two blocks in win vs. Holy Cross (Nov. 13)
- Collected first career double-double with 10 points and game high 10 rebounds in OT win over Monmouth (Nov. 15)
- Collected first career double-double with 10 points and game high 10 rebounds in OT win over Monmouth (Nov. 15)
- Had 11 points, seven rebounds and led team with three blocks in win vs. SC State (Nov. 18), went 5-for-5 from the charity stripe

SILVA'S CAREER HIGHS

Points

Career 13, vs. Francis Marion (Dec. 30, 2015)
 Season 11, twice, last vs. SC State (Nov. 18, 2016)

Field Goals

Career 5, vs. Francis Marion (Dec. 30, 2015)
 Season 4, twice, last vs. Holy Cross (Nov. 13, 2016)

Field Goal Attempts

Career 8, twice, last at Tennessee (Jan. 23, 2016)
 Season 6, twice, last vs. Holy Cross (Nov. 13, 2016)

3-Point Field Goals

Career -
 Season -

3-Point Field Goal Attempts

Career -
 Season -

Free Throws

Career 8, vs. Norfolk State (Nov. 14, 2015)
 Season 5, vs. SC State (Nov. 18, 2016)

Free Throw Attempts

Career 12, vs. Norfolk State (Nov. 14, 2015)
 Season 6, vs. Monmouth (Nov. 15, 2016)

Rebounds

Career 11, vs. Western Carolina (Nov. 30, 2015)
 Season 10, vs. Monmouth (Nov. 15, 2016)

Assists

Career 1, 5x, last vs. Tennessee (Feb. 24, 2016)
 Season -

Blocks

Career 3, 4x, last vs. SC State (Nov. 18, 2016)
 Season 3, vs. SC State (Nov. 18, 2016)

Steals

Career 3, at Tennessee (Jan. 23, 2016)
 Season -

Minutes Played

Career 30, vs. Drexel (Dec. 15, 2015)
 Season 21, vs. Monmouth (Nov. 15, 2016)

2016-17

Opponent	Date	GS	Min	FG-FGA	Pct	3FG-FGA	Pct	FT-FTA	Pct	Off	Def	Tot	Avg	PF	FO	A	TO	Blk	Stl	Pts	Avg
Louisiana Tech	11/11/16	*	18	4-6	.667	0-0	.000	3-5	.600	0	2	2	2.0	4	0	0	1	2	0	11	11.0
Holy Cross	11/13/16	*	18	4-6	.667	0-0	.000	1-2	.500	3	5	8	5.0	4	0	0	0	2	0	9	10.0
Monmouth	11/15/16	*	21	3-5	.600	0-0	.000	4-6	.667	4	6	10	6.7	5	1	0	2	2	0	10	10.0
SC State	11/18/16	*	14	3-5	.600	0-0	.000	5-5	1.000	3	4	7	6.8	2	0	0	1	3	0	11	10.3
Michigan	11/23/16																				
vs. Syracuse	11/26/16																				
Vermont	12/1/16																				
FIU	12/4/16																				
vs. Seton Hall	12/12/16																				
at USF	12/17/16																				
Clemson	12/21/16																				
Lander	12/27/16																				
at Memphis	12/30/16																				
at Georgia	1/4/17																				
Texas A&M	1/7/17																				
at Tennessee	1/11/17																				
Ole Miss	1/14/17																				
Florida	1/18/17																				
at Kentucky	1/21/17																				
Auburn	1/24/17																				
at Missouri	1/28/17																				
at LSU	2/1/17																				
Georgia	2/4/17																				
Alabama	2/7/17																				
at Mississippi State	2/11/17																				
Arkansas	2/15/17																				
at Vanderbilt	2/18/17																				
at Florida	2/21/17																				
Tennessee	2/25/17																				
Mississippi State	2/28/17																				
at Ole Miss	3/4/17																				
vs. SEC Tournament	TBD																				
vs. NCAA Tournament	TBD																				

CAREER STATISTICS

Season	GP-GS	Min	Avg	FG	FGA	Pct	3FG	3FGA	Pct	FT	FTA	Pct	Off	Def	Tot	Avg	PF	FO	Ast	TO	Blk	Stl	Pts	Avg
2015-16	32-6	425	13.3	53	110	.482	0	0	.000	67	110	.609	56	87	143	4.5	100	3	6	34	28	14	173	5.4
2016-17	4-4	71	17.8	14	22	.636	0	0	.000	13	18	.722	10	17	27	6.8	15	1	0	4	9	0	41	10.3
Totals	36-10	496	13.8	67	132	.508	0	0	.000	80	128	.625	66	104	170	4.7	115	4	6	38	37	14	214	5.9

CAREER SEC STATISTICS

Season	GP-GS	Min	Avg	FG	FGA	Pct	3FG	3FGA	Pct	FT	FTA	Pct	Off	Def	Tot	Avg	PF	FO	Ast	TO	Blk	Stl	Pts	Avg
2016	18-6	221	12.3	30	54	.556	0	0	.000	27	47	.574	27	46	73	4.1	57	2	3	15	10	6	87	4.8



#13 TOMMY CORCHIANI

FRESHMAN | GUARD | 6'1" | HS

RALEIGH, N.C./RAVENS CROFT

SEASON NOTABLES

- Made Gamecock debut in win vs. SC State (Nov. 18), played three minutes and collected first career rebound on defensive end

CORCHIANI'S SEASON HIGHS

Points

-

Field Goals

-

Field Goal Attempts

-

3-Point Field Goals

-

3-Point Field Goal Attempts

-

Free Throws

-

Free Throw Attempts

-

Rebounds

1, vs. SC State (Nov. 18, 2016)

Assists

-

Blocks

-

Steals

-

Minutes

3, vs. SC State (Nov. 18, 2016)

2016-17

Opponent	Date	GS	Min	FG-FGA	Pct	3FG-3FGA	Pct	FT-FTA	Pct	Off	Def	Tot	Avg	PF	FO	A	TO	Blk	Stl	Pts	Avg
Louisiana Tech	11/11/16	-	-	-	-	-	-	-DNP - Coaches Decision	-	-	-	-	-	-	-	-	-	-	-	-	-
Holy Cross	11/13/16	-	-	-	-	-	-	-DNP - Coaches Decision	-	-	-	-	-	-	-	-	-	-	-	-	-
Monmouth	11/15/16	-	-	-	-	-	-	-DNP - Coaches Decision	-	-	-	-	-	-	-	-	-	-	-	-	-
SC State	11/18/16	-	3	0-0	.000	0-0	.000	0-0	.000	0	1	1	1.0	2	0	0	0	0	0	0	0.0
Michigan	11/23/16																				
vs. Syracuse	11/26/16																				
Vermont	12/1/16																				
FIU	12/4/16																				
vs. Seton Hall	12/12/16																				
at USF	12/17/16																				
Clemson	12/21/16																				
Lander	12/27/16																				
at Memphis	12/30/16																				
at Georgia	1/4/17																				
Texas A&M	1/7/17																				
at Tennessee	1/11/17																				
Ole Miss	1/14/17																				
Florida	1/18/17																				
at Kentucky	1/21/17																				
Auburn	1/24/17																				
at Missouri	1/28/17																				
at LSU	2/1/17																				
Georgia	2/4/17																				
Alabama	2/7/17																				
at Mississippi State	2/11/17																				
Arkansas	2/15/17																				
at Vanderbilt	2/18/17																				
at Florida	2/21/17																				
Tennessee	2/25/17																				
Mississippi State	2/28/17																				
at Ole Miss	3/4/17																				
vs. SEC Tournament	TBD																				
vs. NCAA Tournament	TBD																				

CAREER STATISTICS

Season	GP-GS	Min	Avg	FG	FGA	Pct	3FG	3FGA	Pct	FT	FIA	Pct	Off	Def	Tot	Avg	PF	FO	Ast	TO	Blk	Stl	Pts	Avg
2016-17	1-0	3	3.0	0	0	.000	0	0	.000	0	0	.000	0	1	1	1.0	2	0	0	0	0	0	0	0.0

CAREER SEC STATISTICS

Season	GP-GS	Min	Avg	FG	FGA	Pct	3FG	3FGA	Pct	FT	FIA	Pct	Off	Def	Tot	Avg	PF	FO	Ast	TO	Blk	Stl	Pts	Avg
2017																								



#4 RAKYM FELDER

FRESHMAN | GUARD | 5'10" | HS

BROOKLYN, N.Y./LINCOLN

SEASON NOTABLES

- Made season debut vs. Holy Cross (Nov. 13), scoring eight points with three assists and a rebound
- Played 17 minutes off the bench, logging nine points, four rebounds, two assists, two steals and two blocks in win vs. SC State (Nov. 18)

FELDER'S SEASON HIGHS

Points

9, vs. SC State (Nov. 18, 2016)

Field Goals

4, vs. SC State (Nov. 18, 2016)

Field Goal Attempts

9, vs. SC State (Nov. 18, 2016)

3-Point Field Goals

2, vs. Holy Cross (Nov. 13, 2016)

3-Point Field Goal Attempts

2, twice, last vs. SC State (Nov. 18, 2016)

Free Throws

2, vs. Holy Cross (Nov. 13, 2016)

Free Throw Attempts

2, vs. Holy Cross (Nov. 13, 2016)

Rebounds

4, vs. SC State (Nov. 18, 2016)

Assists

3, vs. Holy Cross (Nov. 13, 2016)

Blocks

2, vs. SC State (Nov. 18, 2016)

Steals

2, vs. SC State (Nov. 18, 2016)

Minutes

17, vs. SC State (Nov. 18, 2016)

2016-17

Opponent	Date	GS	Min	FG-FGA	Pct	3FG-3FGA	Pct	FT-FTA	Pct	Off	Def	Tot	Avg	PF	FO	A	TO	Blk	Stl	Pts	Avg
Louisiana Tech	11/11/16	-	-	-	-	-	-	-	-	-	-	-	-	-	-	-	-	-	-	-	-
Holy Cross	11/13/16	14	2-2	1.000	2-2	1.000	2-2	1.000	0	1	1	1.0	0	0	3	1	0	0	0	8	8.0
Monmouth	11/15/16	4	0-1	.000	0-0	.000	0-0	.000	0	0	0	0.5	0	0	0	0	0	0	0	0	4.0
SC State	11/18/16	17	4-7	.571	1-2	.500	0-1	.000	1	3	4	1.7	3	0	2	3	2	2	2	9	5.7
Michigan	11/23/16																				
vs. Syracuse	11/26/16																				
Vermont	12/1/16																				
FIU	12/4/16																				
vs. Seton Hall	12/12/16																				
at USF	12/17/16																				
Clemson	12/21/16																				
Lander	12/27/16																				
at Memphis	12/30/16																				
at Georgia	1/4/17																				
Texas A&M	1/7/17																				
at Tennessee	1/11/17																				
Ole Miss	1/14/17																				
Florida	1/18/17																				
at Kentucky	1/21/17																				
Auburn	1/24/17																				
at Missouri	1/28/17																				
at LSU	2/1/17																				
Georgia	2/4/17																				
Alabama	2/7/17																				
at Mississippi State	2/11/17																				
Arkansas	2/15/17																				
at Vanderbilt	2/18/17																				
at Florida	2/21/17																				
Tennessee	2/25/17																				
Mississippi State	2/28/17																				
at Ole Miss	3/4/17																				
vs. SEC Tournament	TBD																				
vs. NCAA Tournament	TBD																				

CAREER STATISTICS

Season	GP-GS	Min	Avg	FG	FGA	Pct	3FG	3FGA	Pct	FT	FIA	Pct	Off	Def	Tot	Avg	PF	FO	Ast	TO	Blk	Stl	Pts	Avg
2016-17	3-0	35	11.7	6	10	.600	3	4	.750	2	3	.667	1	4	5	1.7	3	0	5	5	2	2	17	5.7

CAREER SEC STATISTICS

Season	GP-GS	Min	Avg	FG	FGA	Pct	3FG	3FGA	Pct	FT	FIA	Pct	Off	Def	Tot	Avg	PF	FO	Ast	TO	Blk	Stl	Pts	Avg
2017																								



#12 KHADIM GUEYE

FRESHMAN | FORWARD | 7'0" | HS

DAKAR, SENEGAL/VICTORY ROCK PREP

SEASON NOTABLES

- Scored six points with seven rebounds in the exhibition win vs. Newberry
- Collected two rebounds in win vs. Holy Cross (Nov. 13)
- Played 17 minutes off the bench and scored first career points after going 4-for-4 from the free throw line in win vs. SC State (Nov. 18), also had new single-game high five rebounds

GUEYE'S SEASON HIGHS

Points

6, vs. SC State (Nov. 18, 2016)

Field Goals

1, vs. SC State (Nov. 18, 2016)

Field Goal Attempts

3, vs. SC State (Nov. 18, 2016)

3-Point Field Goals

-

3-Point Field Goal Attempts

-

Free Throws

4, vs. SC State (Nov. 18, 2016)

Free Throw Attempts

4, vs. SC State (Nov. 18, 2016)

Rebounds

5, vs. SC State (Nov. 18, 2016)

Assists

-

Blocks

2, vs. SC State (Nov. 18, 2016)

Steals

-

Minutes

17, vs. SC State (Nov. 18, 2016)

2016-17

Opponent	Date	GS	Min	FG-FGA	Pct	3FG-FGA	Pct	FT-FTA	Pct	Off	Def	Tot	Avg	PF	FO	A	TO	Blk	Stl	Pts	Avg
Louisiana Tech	11/11/16		1	0-0	.000	0-0	.000	0-0	.000	0	0	0	0.0	3	0	0	1	0	0	0	0.0
Holy Cross	11/13/16		13	0-0	.000	0-0	.000	0-0	.000	1	1	2	1.0	1	0	0	1	1	0	0	0.0
Monmouth	11/15/16		1	0-0	.000	0-0	.000	0-0	.000	0	0	0	0.7	2	0	0	1	0	0	0	0.0
SC State	11/18/16		17	1-3	.333	0-0	.000	4-4	1.000	2	3	5	1.8	0	0	0	0	2	0	6	1.5
Michigan	11/23/16																				
vs. Syracuse	11/26/16																				
Vermont	12/1/16																				
FIU	12/4/16																				
vs. Seton Hall	12/12/16																				
at USF	12/17/16																				
Clemson	12/21/16																				
Lander	12/27/16																				
at Memphis	12/30/16																				
at Georgia	1/4/17																				
Texas A&M	1/7/17																				
at Tennessee	1/11/17																				
Ole Miss	1/14/17																				
Florida	1/18/17																				
at Kentucky	1/21/17																				
Auburn	1/24/17																				
at Missouri	1/28/17																				
at LSU	2/1/17																				
Georgia	2/4/17																				
Alabama	2/7/17																				
at Mississippi State	2/11/17																				
Arkansas	2/15/17																				
at Vanderbilt	2/18/17																				
at Florida	2/21/17																				
Tennessee	2/25/17																				
Mississippi State	2/28/17																				
at Ole Miss	3/4/17																				
vs. SEC Tournament	TBD																				
vs. NCAA Tournament	TBD																				

CAREER STATISTICS

Season	GP-GS	Min	Avg	FG	FGA	Pct	3FG	3FGA	Pct	FT	FTA	Pct	Off	Def	Tot	Avg	PF	FO	Ast	TO	Blk	Stl	Pts	Avg
2016-17	4-0	32	8.0	1	3	.333	0	0	.000	4	4	1.000	3	4	7	1.8	6	0	0	3	3	0	6	1.5

CAREER SEC STATISTICS

Season	GP-GS	Min	Avg	FG	FGA	Pct	3FG	3FGA	Pct	FT	FTA	Pct	Off	Def	Tot	Avg	PF	FO	Ast	TO	Blk	Stl	Pts	Avg
2017																								



#23 EVAN HINSON

FRESHMAN | GUARD | 6'4" | HS

DELTONA, FLA./DELTONA

SEASON NOTABLES

- Also a member of the Carolina football team and will join the basketball squad at the conclusion of the football season

HINSON'S SEASON HIGHS

Points

-

Field Goals

-

Field Goal Attempts

-

3-Point Field Goals

-

3-Point Field Goal Attempts

-

Free Throws

-

Free Throw Attempts

-

Rebounds

-

Assists

-

Blocks

-

Steals

-

Minutes

-

2016-17

Opponent	Date	GS	Min	FG-FGA	Pct	3FG-FGA	Pct	FT-FTA	Pct	Off	Def	Tot	Avg	PF	FO	A	TO	Blk	Stl	Pts	Avg
Louisiana Tech	11/11/16	-	-	-	-	-	-	-	-	-	-	-	-	-	-	-	-	-	-	-	-
Holy Cross	11/13/16	-	-	-	-	-	-	-	-	-	-	-	-	-	-	-	-	-	-	-	-
Monmouth	11/15/16	-	-	-	-	-	-	-	-	-	-	-	-	-	-	-	-	-	-	-	-
SC State	11/18/16	-	-	-	-	-	-	-	-	-	-	-	-	-	-	-	-	-	-	-	-
Michigan	11/23/16																				
vs. Syracuse	11/26/16																				
Vermont	12/1/16																				
FIU	12/4/16																				
vs. Seton Hall	12/12/16																				
at USF	12/17/16																				
Clemson	12/21/16																				
Lander	12/27/16																				
at Memphis	12/30/16																				
at Georgia	1/4/17																				
Texas A&M	1/7/17																				
at Tennessee	1/11/17																				
Ole Miss	1/14/17																				
Florida	1/18/17																				
at Kentucky	1/21/17																				
Auburn	1/24/17																				
at Missouri	1/28/17																				
at LSU	2/1/17																				
Georgia	2/4/17																				
Alabama	2/7/17																				
at Mississippi State	2/11/17																				
Arkansas	2/15/17																				
at Vanderbilt	2/18/17																				
at Florida	2/21/17																				
Tennessee	2/25/17																				
Mississippi State	2/28/17																				
at Ole Miss	3/4/17																				
vs. SEC Tournament	TBD																				
vs. NCAA Tournament	TBD																				

CAREER STATISTICS

Season	GP-GS	Min	Avg	FG	FGA	Pct	3FG	3FGA	Pct	FT	FTA	Pct	Off	Def	Tot	Avg	PF	FO	Ast	TO	Blk	Stl	Pts	Avg
2016-17																								

CAREER SEC STATISTICS

Season	GP-GS	Min	Avg	FG	FGA	Pct	3FG	3FGA	Pct	FT	FTA	Pct	Off	Def	Tot	Avg	PF	FO	Ast	TO	Blk	Stl	Pts	Avg
2017																								



#24 SEDEE KEITA

FRESHMAN | FORWARD | 6'9" | HS

PHILADELPHIA, PA./22FT BASKETBALL ACADEMY

SEASON NOTABLES

- Has been sidelined during preseason due to a wrist injury

KEITA'S SEASON HIGHS

Points

-

Field Goals

-

Field Goal Attempts

-

3-Point Field Goals

-

3-Point Field Goal Attempts

-

Free Throws

-

Free Throw Attempts

-

Rebounds

-

Assists

-

Blocks

-

Steals

-

Minutes

-

2016-17

Opponent	Date	GS	Min	FG-FGA	Pct	3FG-FGA	Pct	FT-FTA	Pct	Off	Def	Tot	Avg	PF	FO	A	TO	Blk	Stl	Pts	Avg
Louisiana Tech	11/11/16	-	-	-	-	-	-	-DNP - wrist injury	-	-	-	-	-	-	-	-	-	-	-	-	-
Holy Cross	11/13/16	-	-	-	-	-	-	-DNP - wrist injury	-	-	-	-	-	-	-	-	-	-	-	-	-
Monmouth	11/15/16	-	-	-	-	-	-	-DNP - wrist injury	-	-	-	-	-	-	-	-	-	-	-	-	-
SC State	11/18/16	-	-	-	-	-	-	-DNP - wrist injury	-	-	-	-	-	-	-	-	-	-	-	-	-
Michigan	11/23/16	-	-	-	-	-	-	-	-	-	-	-	-	-	-	-	-	-	-	-	-
vs. Syracuse	11/26/16	-	-	-	-	-	-	-	-	-	-	-	-	-	-	-	-	-	-	-	-
Vermont	12/1/16	-	-	-	-	-	-	-	-	-	-	-	-	-	-	-	-	-	-	-	-
FIU	12/4/16	-	-	-	-	-	-	-	-	-	-	-	-	-	-	-	-	-	-	-	-
vs. Seton Hall	12/12/16	-	-	-	-	-	-	-	-	-	-	-	-	-	-	-	-	-	-	-	-
at USF	12/17/16	-	-	-	-	-	-	-	-	-	-	-	-	-	-	-	-	-	-	-	-
Clemson	12/21/16	-	-	-	-	-	-	-	-	-	-	-	-	-	-	-	-	-	-	-	-
Lander	12/27/16	-	-	-	-	-	-	-	-	-	-	-	-	-	-	-	-	-	-	-	-
at Memphis	12/30/16	-	-	-	-	-	-	-	-	-	-	-	-	-	-	-	-	-	-	-	-
at Georgia	1/4/17	-	-	-	-	-	-	-	-	-	-	-	-	-	-	-	-	-	-	-	-
Texas A&M	1/7/17	-	-	-	-	-	-	-	-	-	-	-	-	-	-	-	-	-	-	-	-
at Tennessee	1/11/17	-	-	-	-	-	-	-	-	-	-	-	-	-	-	-	-	-	-	-	-
Ole Miss	1/14/17	-	-	-	-	-	-	-	-	-	-	-	-	-	-	-	-	-	-	-	-
Florida	1/18/17	-	-	-	-	-	-	-	-	-	-	-	-	-	-	-	-	-	-	-	-
at Kentucky	1/21/17	-	-	-	-	-	-	-	-	-	-	-	-	-	-	-	-	-	-	-	-
Auburn	1/24/17	-	-	-	-	-	-	-	-	-	-	-	-	-	-	-	-	-	-	-	-
at Missouri	1/28/17	-	-	-	-	-	-	-	-	-	-	-	-	-	-	-	-	-	-	-	-
at LSU	2/1/17	-	-	-	-	-	-	-	-	-	-	-	-	-	-	-	-	-	-	-	-
Georgia	2/4/17	-	-	-	-	-	-	-	-	-	-	-	-	-	-	-	-	-	-	-	-
Alabama	2/7/17	-	-	-	-	-	-	-	-	-	-	-	-	-	-	-	-	-	-	-	-
at Mississippi State	2/11/17	-	-	-	-	-	-	-	-	-	-	-	-	-	-	-	-	-	-	-	-
Arkansas	2/15/17	-	-	-	-	-	-	-	-	-	-	-	-	-	-	-	-	-	-	-	-
at Vanderbilt	2/18/17	-	-	-	-	-	-	-	-	-	-	-	-	-	-	-	-	-	-	-	-
at Florida	2/21/17	-	-	-	-	-	-	-	-	-	-	-	-	-	-	-	-	-	-	-	-
Tennessee	2/25/17	-	-	-	-	-	-	-	-	-	-	-	-	-	-	-	-	-	-	-	-
Mississippi State	2/28/17	-	-	-	-	-	-	-	-	-	-	-	-	-	-	-	-	-	-	-	-
at Ole Miss	3/4/17	-	-	-	-	-	-	-	-	-	-	-	-	-	-	-	-	-	-	-	-
vs. SEC Tournament	TBD	-	-	-	-	-	-	-	-	-	-	-	-	-	-	-	-	-	-	-	-
vs. NCAA Tournament	TBD	-	-	-	-	-	-	-	-	-	-	-	-	-	-	-	-	-	-	-	-

CAREER STATISTICS

Season	GP-GS	Min	Avg	FG	FGA	Pct	3FG	3FGA	Pct	FT	FTA	Pct	Off	Def	Tot	Avg	PF	FO	Ast	TO	Blk	Stl	Pts	Avg
2016-17																								

CAREER SEC STATISTICS

Season	GP-GS	Min	Avg	FG	FGA	Pct	3FG	3FGA	Pct	FT	FTA	Pct	Off	Def	Tot	Avg	PF	FO	Ast	TO	Blk	Stl	Pts	Avg
2017																								



#21 MAIK KOTSAR

FRESHMAN | FORWARD | 6'10" | HS

TALLIN, ESTONIA/SUNRISE CHRISTIAN ACADEMY

SEASON NOTABLES

- Earned the start and tallied five points with three rebounds in the exhibition win vs. Newberry
- Foul trouble in the second half, but earned the start and scored four points with a pair of rebounds and a steal in opener vs. La Tech (Nov. 11)
- Six points and three rebounds in 15 minutes vs. Holy Cross (Nov. 13)
- Four points and two rebounds, with an assist, in OT win over Monmouth (Nov. 15)
- Scored in double figures (15 points) for the first time in his career in win vs. SC State (Nov. 18) after going a perfect 7-for-7 from the field, also led team with eight rebounds

KOTSAR'S SEASON HIGHS

Points

15, vs. SC State (Nov. 18, 2016)

Field Goals

7, vs. SC State (Nov. 18, 2016)

Field Goal Attempts

7, vs. SC State (Nov. 18, 2016)

3-Point Field Goals

-

3-Point Field Goal Attempts

-

Free Throws

2, vs. Holy Cross (Nov. 13, 2016)

Free Throw Attempts

3, twice, last vs. SC State (Nov. 18, 2016)

Rebounds

8, vs. SC State (Nov. 18, 2016)

Assists

1, twice, last vs. SC State (Nov. 18, 2016)

Blocks

2, vs. SC State (Nov. 18, 2016)

Steals

1, vs. La Tech (Nov. 11, 2016)

Minute

26, vs. Monmouth (Nov. 15, 2016)

2016-17

Opponent	Date	GS	Min	FG-FGA	Pct	3FG-FGA	Pct	FT-FTA	Pct	Off	Def	Tot	Avg	PF	FO	A	TO	Blk	Stl	Pts	Avg
Louisiana Tech	11/11/16	*	14	2-2	1.000	0-0	.000	0-3	.000	1	1	2	2.0	4	0	0	0	0	1	4	4.0
Holy Cross	11/13/16	*	15	2-2	1.000	0-0	.000	2-2	1.000	1	2	3	2.5	3	0	0	1	0	0	6	5.0
Monmouth	11/15/16	*	26	2-5	.400	0-0	.000	0-0	.000	1	1	2	2.3	4	0	1	1	0	0	4	4.7
SC State	11/18/16	*	23	7-7	1.000	0-0	.000	1-3	.333	4	4	8	3.8	1	0	1	0	2	0	15	7.3
Michigan	11/23/16																				
vs. Syracuse	11/26/16																				
Vermont	12/1/16																				
FIU	12/4/16																				
vs. Seton Hall	12/12/16																				
at USF	12/17/16																				
Clemson	12/21/16																				
Lander	12/27/16																				
at Memphis	12/30/16																				
at Georgia	1/4/17																				
Texas A&M	1/7/17																				
at Tennessee	1/11/17																				
Ole Miss	1/14/17																				
Florida	1/18/17																				
at Kentucky	1/21/17																				
Auburn	1/24/17																				
at Missouri	1/28/17																				
at LSU	2/1/17																				
Georgia	2/4/17																				
Alabama	2/7/17																				
at Mississippi State	2/11/17																				
Arkansas	2/15/17																				
at Vanderbilt	2/18/17																				
at Florida	2/21/17																				
Tennessee	2/25/17																				
Mississippi State	2/28/17																				
at Ole Miss	3/4/17																				
vs. SEC Tournament	TBD																				
vs. NCAA Tournament	TBD																				

CAREER STATISTICS

Season	GP-GS	Min	Avg	FG	FGA	Pct	3FG	3FGA	Pct	FT	FTA	Pct	Off	Def	Tot	Avg	PF	FO	Ast	TO	Blk	Stl	Pts	Avg
2016-17	4-4	78	19.5	13	16	.813	0	0	.000	3	8	.375	7	8	15	3.8	12	0	2	2	2	1	29	7.3

CAREER SEC STATISTICS

Season	GP-GS	Min	Avg	FG	FGA	Pct	3FG	3FGA	Pct	FT	FTA	Pct	Off	Def	Tot	Avg	PF	FO	Ast	TO	Blk	Stl	Pts	Avg
2017																								



#25 CHRISTIAN SCHMITT

FRESHMAN | GUARD | 6'0" | HS

MARS, PA. | MARS AREA HIGH SCHOOL

SEASON NOTABLES

- Made South Carolina debut in win vs. SC State (Nov. 18), played three minutes and attempted one 3

SCHMITT'S SEASON HIGHS

Points

-

Field Goals

-

Field Goal Attempts

1, vs. SC State (Nov. 18, 2016)

3-Point Field Goals

-

3-Point Field Goal Attempts

1, vs. SC State (Nov. 18, 2016)

Free Throws

-

Free Throw Attempts

-

Rebounds

-

Assists

-

Blocks

-

Steals

-

Minutes

3, vs. SC State (Nov. 18, 2016)

2016-17

Opponent	Date	GS	Min	FG-FGA	Pct	3FG-FGA	Pct	FT-FTA	Pct	Off	Def	Tot	Avg	PF	FO	A	TO	Blk	Stl	Pts	Avg
Louisiana Tech	11/11/16	-	-	-	-	-	-	-DNP - Coaches Decision	-	-	-	-	-	-	-	-	-	-	-	-	-
Holy Cross	11/13/16	-	-	-	-	-	-	-DNP - Coaches Decision	-	-	-	-	-	-	-	-	-	-	-	-	-
Monmouth	11/15/16	-	-	-	-	-	-	-DNP - Coaches Decision	-	-	-	-	-	-	-	-	-	-	-	-	-
SC State	11/18/16	3	3	0-1	.000	0-1	.000	0-0	.000	0	0	0	0	0	0	0	2	0	0	0	0.0
Michigan	11/23/16																				
vs. Syracuse	11/26/16																				
Vermont	12/1/16																				
FIU	12/4/16																				
vs. Seton Hall	12/12/16																				
at USF	12/17/16																				
Clemson	12/21/16																				
Lander	12/27/16																				
at Memphis	12/30/16																				
at Georgia	1/4/17																				
Texas A&M	1/7/17																				
at Tennessee	1/11/17																				
Ole Miss	1/14/17																				
Florida	1/18/17																				
at Kentucky	1/21/17																				
Auburn	1/24/17																				
at Missouri	1/28/17																				
at LSU	2/1/17																				
Georgia	2/4/17																				
Alabama	2/7/17																				
at Mississippi State	2/11/17																				
Arkansas	2/15/17																				
at Vanderbilt	2/18/17																				
at Florida	2/21/17																				
Tennessee	2/25/17																				
Mississippi State	2/28/17																				
at Ole Miss	3/4/17																				
vs. SEC Tournament	TBD																				
vs. NCAA Tournament	TBD																				

CAREER STATISTICS

Season	GP-GS	Min	Avg	FG	FGA	Pct	3FG	3FGA	Pct	FT	FTA	Pct	Off	Def	Tot	Avg	PF	FO	Ast	TO	Blk	Stl	Pts	Avg
2016-17	1-0	3	3.0	0	1	.000	0	1	.000	0	0	.000	0	0	0	0.0	0	0	0	2	0	0	0	0.0

CAREER SEC STATISTICS

Season	GP-GS	Min	Avg	FG	FGA	Pct	3FG	3FGA	Pct	FT	FTA	Pct	Off	Def	Tot	Avg	PF	FO	Ast	TO	Blk	Stl	Pts	Avg
2017																								

AN INDIVIDUAL ...

Scored 20 or more points:	South Carolina: Sindarius Thornwell (22), vs. SC State, Nov. 18, 2016, in Columbia, S.C. Opponent: Adam Smith (21), Georgia Tech, March 21, 2016, in Columbia, S.C.
Scored 30 or more points:	South Carolina: Laimonas Chatkevicius (30), vs. High Point, March 15, 2016, in Columbia, S.C. Opponent: Kevin Punter (36), Tennessee, Jan. 23, 2016 in Knoxville, Tenn.
Scored 35 or more points:	South Carolina: Brenton Williams (38) vs. Mississippi State, March 6, 2013 in Columbia, S.C. Opponent: Kevin Punter (36), Tennessee, Jan. 23, 2016 in Knoxville, Tenn.
Scored 40 or more points:	South Carolina: N/A thru 1992-93 season Opponent: Austin Carr (43), Notre Dame, Dec. 30, 1969 in New Orleans, La.
Collected 20 or more rebounds:	South Carolina: Emmett Hall (23), vs. College of Charleston, Dec. 22, 1993 in Columbia, S.C. Opponent: Ekpe Udoh (20), Baylor, Jan. 2, 2010 in Columbia, S.C.
Collected 15 or more rebounds:	South Carolina: Michael Carrera (15), vs. Florida, Feb. 20, 2016 in Columbia, S.C. Opponent: Trey James (15), Coker, Dec. 21, 2014 in Columbia, S.C.
Made 12 or more field goals:	South Carolina: Laimonas Chatkevicius (15), vs. High Point, March 15, 2016, in Columbia, S.C. Opponent: Michael Frazier II (12), Florida, March 4, 2014 in Columbia, S.C.
Made 10 or more field goals:	South Carolina: Laimonas Chatkevicius (15), vs. High Point, March 15, 2016, in Columbia, S.C. Opponent: Wes Clark (10), Missouri, Jan. 16, 2016, in Columbia, S.C.
Attempted 20 or more field goals:	South Carolina: Michael Carrera (21), vs. Georgia, March 3, 2016 in Columbia, S.C. Opponent: Jamal Murray (21), Kentucky, Feb. 13, 2016, in Columbia, S.C.
Attempted 25 or more field goals:	South Carolina: Devan Downey, 25, at Kentucky, Feb. 25, 2010 in Lexington, Ky. Opponent: Kemmy Burgess (Alaska-Anchorage), 26, Nov. 24, 2005 in Anchorage, Alaska
Dished 10 or more assists:	South Carolina: Devan Downey, 11, vs. LSU, March 13, 2008 in Atlanta, Ga. Opponent: 11, Jabril Durham, Arkansas, March 5, 2016 in Fayetteville, Ark.
Swiped 5 or more steals:	South Carolina: PJ Dozier, 5 vs. Francis Marion, Dec. 30, 2015 in Columbia, S.C. Opponent: 5, Allen Payne, Auburn, Feb. 26, 2014 in Auburn, Ala.
Blocked 5 or more shots:	South Carolina: Damontre Harris, 5, vs. Georgia, Feb. 15, 2012 in Columbia, S.C. Opponent: Avry Holmes (5), Clemson, Dec. 18, 2015 in Greenville, S.C.
Made 5 or more 3-point field goals:	South Carolina: Mindaugas Kacinas (5), vs. Georgia, March 3, 2016 in Columbia, S.C. Opponent: Adam Smith (5), Georgia Tech, March 21, 2016, in Columbia, S.C.
Attempted 8 or more 3-point field goals:	South Carolina: Duane Notice (8), vs. Monmouth, Nov. 15, 2016, in Columbia, S.C. Opponent: Justin Robinson (9), Monmouth, Nov. 15, 2016, in Columbia, S.C.
Made 10 or more free throws:	South Carolina: Michael Carrera (11), Kentucky, Feb. 13, 2016, in Columbia, S.C. Opponent: Retin Obasohan (10), Alabama, Jan. 30, 2016, in Columbia, S.C.
Attempted 15 or more free throws:	South Carolina: Michael Carrera (15), vs. Kentucky, Feb. 13, 2016, in Columbia, S.C. Opponent: Ryan Rosburg (17), at Tennessee, Feb. 16, 2016 in Columbia, Mo.
Played all 40 minutes of regulation:	South Carolina: Duane Notice, vs. Texas A&M, Feb. 21, 2015 in Columbia, S.C. Opponent: Frank Sullivan, Auburn, Jan. 12, 2013 in Columbia, S.C.
A player hit a last-second shot (within 3 seconds) to win a game:	South Carolina: PJ Dozier (Buzzer Beater), vs. Monmouth, Nov. 15, 2016, in Columbia, S.C. Opponent: JJ Frazier (Free Throws), Georgia, March 11, 2016 in Nashville, Tenn.
A player had a double-double:	South Carolina: Chris Silva (10 points, 10 rebounds), vs. Monmouth, Nov. 15, 2016, in Columbia, S.C. Opponent: Chris Brady (17 points, 10 rebounds), Monmouth, Nov. 15, 2016, in Columbia, S.C.
Two or more players had a double-double:	S. Carolina: Michael Carrera (11 points, 10 rebounds), Sindarius Thornwell (18 points, 11 rebounds), at Georgia, Feb. 2, 2016, in Athens, Ga. Opponent: Alex Oriakhi (18 points, 11 rebounds), Earnest Ross (21 points, 10 rebounds) Missouri, Jan. 22, 2013 in Columbia, Mo.
A player had a triple-double:	South Carolina: Sam Muldrow (16 points, 14 rebounds, 10 blocks) vs. Vanderbilt, Jan. 8, 2011 in Columbia, S.C. *** Only second triple-double in South Carolina history (Chuck Eidson (25 points, 10 rebounds, 10 assists) vs. SC State, Nov. 29, 2002 in Columbia, S.C. Opponent: Daniel Hackett (Southern California - 22 points, 10 rebounds, 10 assists), Nov. 17, 2007 in Columbia, S.C.
Scored 30 or more points in back-to-back games:	South Carolina: Devan Downey, 30 vs. Kentucky, Jan. 26, 2010 in Columbia, S.C. 33 vs. Georgia, Jan. 30, 2010, in Columbia, S.C.
Scored 25 or more points in back-to-back games:	South Carolina: Devan Downey, 33 vs. Georgia, Jan. 30, 2010, in Columbia, S.C. 26 at Tennessee, Feb. 6, 2010 in Knoxville, Tenn.

A TEAM ...

Scored 100 or more points:	South Carolina: 103 vs. The Citadel, Nov. 12, 2007 in Columbia, S.C. Opponent: 107, Vanderbilt, Feb. 17, 1996 in Nashville, Tenn.
Scored 50 points or less:	South Carolina: 46, vs. Florida, March 4, 2014 in Columbia S.C. Opponent: 50, SC State, Nov. 18, 2016 in Columbia, S.C.
Scored 50 points in a half:	South Carolina: 50 (1st half), vs. SC State, Nov. 18, 2016, in Columbia, S.C. Opponent: 52 (2nd half) vs. Georgia Jan. 22, 2014 in Athens, Ga.
Failed to score 25 points in a half:	South Carolina: 23 (1st half), at Georgia, Feb. 2, 2016, in Athens, Ga. Opponent: 22 (1st half), Monmouth, Nov. 15, 2016, in Columbia, S.C.

Collected 50 or more rebounds:	South Carolina: 50, vs. Alabama, Jan. 30, 2016, in Columbia, S.C. Opponent: 52, WKU, Nov. 27, 2010 in Bowling Green, Ky.
Shot 60% or better from the field:	South Carolina: 60.0% (39-65), vs. High Point, March 15, 2016, in Columbia, S.C. Opponent: 69.6% (32-46) Missouri, Feb. 28, 2013 in Columbia, S.C.
Shot 50% or better from the field:	South Carolina: 50.8% (33-65), vs. SC State, Nov. 18, 2016, in Columbia, S.C. Opponent: 50.8% (30-59), Georgia Tech, March 21, 2016, in Columbia, S.C.
Shot less than 30% from the field:	South Carolina: 27.1% (16-59), vs. Texas A&M, Feb. 21, 2015 in Columbia, S.C. Opponent: 28.4% (19-67), Western Carolina, Nov. 30, 2015, in Columbia, S.C.
Shot 50% or better from 3-point range (at least 10 attempts):	South Carolina: 50.0% (12-24), vs. Holy Cross, Nov. 13, 2016, in Columbia, S.C. Opponent 50.0% (11-22), Georgia Tech, March 21, 2016, in Columbia, S.C.
Shot 20% or less from 3-point range (at least 10 attempts):	South Carolina: 14.3% (3-21), vs. Missouri, Jan. 16, 2016, in Columbia, S.C. Opponent: 13.3% (2-15), USE, Dec. 5, 2015 in Columbia, S.C.
Dished 20 or more assists:	South Carolina: 25, vs. High Point, March 15, 2016, in Columbia, S.C. Opponent: 20, Mississippi State, Feb. 27, 2016, in Starkville, Miss.
Made 35 or more shots:	South Carolina: 39, vs. High Point, March 15, 2016, in Columbia, S.C. Opponent: 35, vs. Tennessee, March 5, 2009 in Columbia, S.C.
Attempted 80 or more shots:	South Carolina: 83 vs. WKU Nov. 27, 2010 in Bowling Green, Ky. Opponent: 83, LSU, Feb. 10, 1996 in Columbia, S.C.
Attempted 70 or more shots:	South Carolina: 72, vs. Providence, Dec. 1, 2011 in Columbia, S.C. Opponent: 71, Arkansas, Feb. 3, 2015 in Fayetteville, Ark.
Made 10 or more 3-pointers:	South Carolina: 12, vs. Holy Cross, Nov. 13, 2016, in Columbia, S.C. Opponent: 11, Georgia Tech, March 21, 2016, in Columbia, S.C.
Did not make a 3-pointer:	South Carolina: vs. Milwaukee, Nov. 11, 2012 in Columbia, S.C. Opponent: Miss. State, Jan. 9, 2013 in Starkville, Miss.
Attempted 30 or more 3-pointers:	South Carolina: 31 vs. Alabama, Jan. 25, 2012 in Columbia, S.C. Opponent: 30, High Point, March 15, 2016, in Columbia, S.C.
Attempted 25 or more 3-pointers:	South Carolina: 26, vs. Georgia, March 3, 2016 in Columbia, S.C. Opponent: 28, Monmouth, Nov. 15, 2016, in Columbia, S.C.
Made 30 or more free throws:	South Carolina: 46 vs. Memphis, Jan. 2, 2015 in Columbia, S.C. Opponent: 30, Tennessee, Jan. 23, 2016 in Knoxville, Tenn.
Attempted 40 or more free throws:	South Carolina: 46, vs. Alabama, Jan. 30, 2016, in Columbia, S.C. Opponent: 42, Kentucky, March 1, 2014 in Columbia, S.C.
Swiped 15 or more steals:	South Carolina: 15 vs. Vanderbilt, Jan. 16, 2010 in Columbia, S.C. Opponent: 15, Monmouth, Nov. 15, 2016, in Columbia, S.C.
Blocked 12 or more shots:	South Carolina: 12, vs. Vanderbilt, Jan. 8, 2011 in Columbia, S.C. Opponent: 12, Mississippi State, Jan. 26, 2016, in Columbia, S.C.
Blocked 8 or more shots:	South Carolina: 9, vs. SC State, Nov. 18, 2016, in Columbia, S.C. Opponent: 9, Georgia, March 3, 2016 in Columbia, S.C.
Won by 30 or more points:	South Carolina: 42, vs. SC State, Nov. 18, 2016, in Columbia, S.C. Opponent: 34, Kentucky, Feb. 14, 2015 in Lexington, Ky.
Won by 20 or more points:	South Carolina: 42, vs. SC State, Nov. 18, 2016, in Columbia, S.C. Opponent: 27, Kentucky, Feb. 13, 2016, in Columbia, S.C.
Played a single overtime game:	Win: 70-69, vs. Monmouth, Nov. 15, 2016, in Columbia, S.C. Loss: 62-54 at Georgia, Feb. 23, 2013 in Athens, Ga.
Played a double overtime game:	Win: 87-85 vs. WKU, Nov. 27, 2010 in Bowling Green, Ky. Loss: 98-88 vs. Louisville, Feb. 20, 1988 in Columbia, S.C.
South Carolina played a No. 1 Team in the country:	Win: 68-62 vs. Kentucky, Jan. 26, 2010 in Columbia, S.C. Loss: 77-43 loss at Kentucky, Feb. 14, 2015 in Lexington, Ky.
South Carolina played a top-5 opponent:	Win: 68-62 vs. No. 1/1 Kentucky, Jan. 26, 2010 in Columbia, S.C. Loss: 75-36 loss to No. 4/4 Florida, Jan. 30, 2013 in Gainesville, Fla.
South Carolina played a top-10 opponent:	Win: 81-78 at No. 8/8 Texas A&M, Feb. 6, 2016, in College Station, Texas Loss: 58-43 loss vs. Kentucky, Jan. 24, 2015 in Columbia, S.C.
South Carolina played a top-25 opponent:	Win: 81-78 at No. 8/8 Texas A&M, Feb. 6, 2016, in College Station, Texas Loss: 89-62 loss vs. No. 22/21 Kentucky, Feb. 13, 2016, in Columbia, S.C.
South Carolina defeated a ranked opponent:	Home: Win: 72-67 win over No. 17/15 Kentucky, March 1, 2014 in Columbia, S.C. Away: 77-73 at No. 13/19 Vanderbilt, March 6, 2010 in Nashville, Tenn. Neutral: 64-60 vs. No. 9/9 Iowa State, Jan. 3, 2015 in Brooklyn, N.Y. SEC Home: Win: 72-67 win over No. 17/15 Kentucky, March 1, 2014 in Columbia, S.C. SEC Away: 81-78 at No. 8/8 Texas A&M, Feb. 6, 2016, in College Station, Texas Non-conference away: 85-84 at No. 19/20 Baylor, Jan. 2, 2009 in Waco, Texas
South Carolina defeated a top 10 opponent:	Home: Win: 68-62 win vs. No. 1/1 Kentucky, Jan. 26, 2010 in Columbia, S.C. Away: 81-78 at No. 8/8 Texas A&M, Feb. 6, 2016, in College Station, Texas Neutral: 64-60 vs. No. 9/9 Iowa State, Jan. 3, 2015 in Brooklyn, N.Y.
A South Carolina win opened the season:	Home: 85-76 win vs. La Tech on Nov. 11, 2016, in Columbia, S.C. Away: 81-63 win at Western Carolina, Nov. 12, 2005 in Cullowhee, N.C. Neutral: 74-61 win vs. Chaminade, Nov. 19, 2001 in Maui, Hawaii (Maui Invite)
South Carolina opened SEC play:	Home: 72-68 loss vs. Florida, Jan. 7, 2015 in Gainesville, Fla. Away: 81-69 win at Auburn, Jan. 5, 2016, in Auburn, Ala.



South Carolina Basketball
 South Carolina Combined Team Statistics (as of Nov 18, 2016)
 All games

RECORD:	OVERALL	HOME	AWAY	NEUTRAL
ALL GAMES	4-0	4-0	0-0	0-0
CONFERENCE	0-0	0-0	0-0	0-0
NON-CONFERENCE	4-0	4-0	0-0	0-0

##	Player	gp-gs	min	avg	Total		3-Point		F-Throw		Rebounds				pf	dq	a	to	blk	stl	pts	avg		
					fg-fga	fg%	3fg-fga	3fg%	ft-fta	ft%	off	def	tot	avg										
00	THORNWELL, Sindari	4-4	125	31.3	26-58	.448	10-21	.476	21-23	.913	8	18	26	6.5	9	0	12	11	6	4	83	20.8		
15	DOZIER, PJ	4-4	109	27.3	14-33	.424	7-15	.467	11-12	.917	0	11	11	2.8	9	0	15	8	0	7	46	11.5		
10	NOTICE, Duane	4-4	118	29.5	12-30	.400	9-23	.391	10-12	.833	2	2	4	1.0	3	0	17	12	0	5	43	10.8		
30	SILVA, Chris	4-4	71	17.8	14-22	.636	0-0	.000	13-18	.722	10	17	27	6.8	15	1	0	4	9	0	41	10.3		
21	KOTSAR, Maik	4-4	78	19.5	13-16	.813	0-0	.000	3-8	.375	7	8	15	3.8	12	0	2	2	2	1	29	7.3		
20	MCKIE, Justin	4-0	89	22.3	12-26	.462	2-12	.167	1-2	.500	4	12	16	4.0	3	0	3	3	0	0	27	6.8		
04	FELDER, Rakym	3-0	35	11.7	6-10	.600	3-4	.750	2-3	.667	1	4	5	1.7	3	0	5	5	2	2	17	5.7		
02	GRAVETT, Hassani	4-0	75	18.8	8-22	.364	3-9	.333	0-4	.000	2	7	9	2.3	6	0	8	7	0	2	19	4.8		
05	BLANTON, TeMarcus	2-0	10	5.0	2-4	.500	2-3	.667	1-2	.500	1	4	5	2.5	0	0	0	1	0	0	7	3.5		
14	TUT, Ran	3-0	34	11.3	3-7	.429	0-1	.000	0-0	.000	3	9	12	4.0	0	0	1	0	2	2	6	2.0		
12	GUEYE, Khadim	4-0	32	8.0	1-3	.333	0-0	.000	4-4	1.000	3	4	7	1.8	6	0	0	3	3	0	6	1.5		
31	HOLLIMAN, Jarrell	4-0	43	10.8	2-4	.500	0-0	.000	0-0	.000	2	2	4	1.0	8	0	2	0	0	0	4	1.0		
13	CORCHIANI, Tommy	1-0	3	3.0	0-0	.000	0-0	.000	0-0	.000	0	1	1	1.0	2	0	0	0	0	0	0	0.0		
25	SCHMITT, Christian	1-0	3	3.0	0-1	.000	0-1	.000	0-0	.000	0	0	0	0.0	0	0	0	2	0	0	0	0.0		
Team											8	10	18					1						
Total.....		4	825		113-236	.479	36-89	.404	66-88	.750	51	109	160	40.0	76	1	65	59	24	23	328	82.0		
Opponents.....		4	825		77-217	.355	23-82	.280	67-93	.720	37	73	110	27.5	87	2	36	55	9	35	244	61.0		

TEAM STATISTICS	SC	OPP	Date	Opponent	Score	Att.
SCORING	328	244	11/11/16	LOUISIANA TECH	w 85-76	13344
Points per game	82.0	61.0	11/13/16	HOLY CROSS	w 81-49	9270
Scoring margin	+21.0	-	11/15/16	MONMOUTH	Wot 70-69	9779
FIELD GOALS-ATT	113-236	77-217	11/18/16	SC STATE	w 92-50	10159
Field goal pct	.479	.355	* = Conference game			
3 POINT FG-ATT	36-89	23-82				
3-point FG pct	.404	.280				
3-pt FG made per game	9.0	5.8				
FREE THROWS-ATT	66-88	67-93				
Free throw pct	.750	.720				
F-Throws made per game	16.5	16.8				
REBOUNDS	160	110				
Rebounds per game	40.0	27.5				
Rebounding margin	+12.5	-				
ASSISTS	65	36				
Assists per game	16.3	9.0				
TURNOVERS	59	55				
Turnovers per game	14.8	13.8				
Turnover margin	-1.0	-				
Assist/turnover ratio	1.1	0.7				
STEALS	23	35				
Steals per game	5.8	8.8				
BLOCKS	24	9				
Blocks per game	6.0	2.3				
ATTENDANCE	42552	0				
Home games-Avg/Game	4-10638	0-0				
Neutral site-Avg/Game	-	0-0				

Score by Periods	1st	2nd	OT	Totals
South Carolina	165	153	10	328
Opponents	110	125	9	244



South Carolina Basketball
South Carolina Team Game-by-Game Comparison (as of Nov 22, 2016)
All games

Opponent	1st	2nd	Score	Mar	Total FG	FG Pct	3-Pointers	3FG Pct	Free Throws	FT Pct	Rebounds	Assist	T/Over	Block	Steal	Fouls
LOUISIANA TECH	42/31	43/45	85-76	+9	30-57/24-55	.526/.436	9-18/7-20	.500/.350	16-26/21-30	.615/.700	35/29 +6	16/8	15/14	4/4	6/11	20/28
HOLY CROSS	44/32	37/17	81-49	+32	27-46/17-45	.587/.378	12-24/5-20	.500/.250	15-16/10-15	.938/.667	32/16 +16	17/12	11/9	6/0	4/3	17/16
MONMOUTH	29/22	31/38	70-69	+1	23-68/20-65	.338/.308	7-23/6-28	.304/.214	17-25/23-27	.680/.852	46/41 +5	15/10	20/18	5/4	7/15	22/24
SC STATE	50/25	42/25	92-50	+42	33-65/16-52	.508/.308	8-24/5-14	.333/.357	18-21/13-21	.857/.619	47/24 +23	17/6	13/14	9/1	6/6	17/19

Note: Game totals are displayed in the format TEAM/OPPONENT for each category



South Carolina Basketball
 South Carolina Category Leaders (as of Nov 22, 2016)
 All games

Points	G	Pts	Pts/G
THORNWELL, Sindarius	4	83	20.8
DOZIER, PJ	4	46	11.5
NOTICE, Duane	4	43	10.8
SILVA, Chris	4	41	10.3
KOTSAR, Maik	4	29	7.3
MCKIE, Justin	4	27	6.8
GRAVETT, Hassani	4	19	4.8
FELDER, Rakym	3	17	5.7
BLANTON, TeMarcus	2	7	3.5
TUT, Ran	3	6	2.0
GUEYE, Khadim	4	6	1.5
HOLLIMAN, Jarrell	4	4	1.0

FG Percentage	FG	Att	Pct
KOTSAR, Maik	13	16	.813
SILVA, Chris	14	22	.636
FELDER, Rakym	6	10	.600
BLANTON, TeMarcus	2	4	.500
HOLLIMAN, Jarrell	2	4	.500
MCKIE, Justin	12	26	.462
THORNWELL, Sindarius	26	58	.448
TUT, Ran	3	7	.429
DOZIER, PJ	14	33	.424
NOTICE, Duane	12	30	.400
GRAVETT, Hassani	8	22	.364
GUEYE, Khadim	1	3	.333

3-Point Percentage	3FG	Att	Pct
FELDER, Rakym	3	4	.750
BLANTON, TeMarcus	2	3	.667
THORNWELL, Sindarius	10	21	.476
DOZIER, PJ	7	15	.467
NOTICE, Duane	9	23	.391
GRAVETT, Hassani	3	9	.333
MCKIE, Justin	2	12	.167
SCHMITT, Christian	0	1	.000
TUT, Ran	0	1	.000

Free Throw Percent	FG	Att	Pct
GUEYE, Khadim	4	4	1.000
DOZIER, PJ	11	12	.917
THORNWELL, Sindarius	21	23	.913
NOTICE, Duane	10	12	.833
SILVA, Chris	13	18	.722
FELDER, Rakym	2	3	.667
BLANTON, TeMarcus	1	2	.500
MCKIE, Justin	1	2	.500
KOTSAR, Maik	3	8	.375
GRAVETT, Hassani	0	4	.000

Scoring Average	G	Pts	Avg/G
THORNWELL, Sindarius	4	83	20.8
DOZIER, PJ	4	46	11.5
NOTICE, Duane	4	43	10.8
SILVA, Chris	4	41	10.3
KOTSAR, Maik	4	29	7.3
MCKIE, Justin	4	27	6.8
FELDER, Rakym	3	17	5.7
GRAVETT, Hassani	4	19	4.8
BLANTON, TeMarcus	2	7	3.5
TUT, Ran	3	6	2.0
GUEYE, Khadim	4	6	1.5
HOLLIMAN, Jarrell	4	4	1.0

Field Goal Attempts	G	Att	Att/G
THORNWELL, Sindarius	4	58	14.5
DOZIER, PJ	4	33	8.3
NOTICE, Duane	4	30	7.5
MCKIE, Justin	4	26	6.5
SILVA, Chris	4	22	5.5
GRAVETT, Hassani	4	22	5.5

Field Goals Made	G	Made	Made/G
THORNWELL, Sindarius	4	26	6.5
DOZIER, PJ	4	14	3.5
SILVA, Chris	4	14	3.5
KOTSAR, Maik	4	13	3.3
MCKIE, Justin	4	12	3.0
NOTICE, Duane	4	12	3.0

3-Point FG Attempts	G	Att	Att/G
NOTICE, Duane	4	23	5.8
THORNWELL, Sindarius	4	21	5.3
DOZIER, PJ	4	15	3.8
MCKIE, Justin	4	12	3.0
GRAVETT, Hassani	4	9	2.3

3-Point FG Made	G	Made	Made/G
THORNWELL, Sindarius	4	10	2.5
NOTICE, Duane	4	9	2.3
DOZIER, PJ	4	7	1.8
GRAVETT, Hassani	4	3	0.8
FELDER, Rakym	3	3	1.0

Free Throw Attempts	G	Att	Att/G
THORNWELL, Sindarius	4	23	5.8
SILVA, Chris	4	18	4.5
NOTICE, Duane	4	12	3.0
DOZIER, PJ	4	12	3.0
KOTSAR, Maik	4	8	2.0

Free Throws Made	G	Made	Made/G
THORNWELL, Sindarius	4	21	5.3
SILVA, Chris	4	13	3.3
DOZIER, PJ	4	11	2.8
NOTICE, Duane	4	10	2.5
GUEYE, Khadim	4	4	1.0



South Carolina Basketball
South Carolina Category Leaders (as of Nov 22, 2016)
All games

Rebounds	G	Reb	Reb/G
SILVA, Chris	4	27	6.8
THORNWELL, Sindarius	4	26	6.5
MCKIE, Justin	4	16	4.0
KOTSAR, Maik	4	15	3.8
TUT, Ran	3	12	4.0

Rebound Average	G	Reb	Avg/G
SILVA, Chris	4	27	6.8
THORNWELL, Sindarius	4	26	6.5
MCKIE, Justin	4	16	4.0
TUT, Ran	3	12	4.0
KOTSAR, Maik	4	15	3.8

Offensive Rebounds	G	No.	Avg/G
SILVA, Chris	4	10	2.5
THORNWELL, Sindarius	4	8	2.0
KOTSAR, Maik	4	7	1.8
MCKIE, Justin	4	4	1.0
GUEYE, Khadim	4	3	0.8
TUT, Ran	3	3	1.0

Defensive Rebounds	G	No.	Avg/G
THORNWELL, Sindarius	4	18	4.5
SILVA, Chris	4	17	4.3
MCKIE, Justin	4	12	3.0
DOZIER, PJ	4	11	2.8
TUT, Ran	3	9	3.0

Fouls	G	No.	Per/G
SILVA, Chris	4	15	3.8
KOTSAR, Maik	4	12	3.0
THORNWELL, Sindarius	4	9	2.3
DOZIER, PJ	4	9	2.3
HOLLIMAN, Jarrell	4	8	2.0

Foulsouts	G	No.
SILVA, Chris	4	1

Assists	G	No.	Ast/G
NOTICE, Duane	4	17	4.3
DOZIER, PJ	4	15	3.8
THORNWELL, Sindarius	4	12	3.0
GRAVETT, Hassani	4	8	2.0
FELDER, Rakym	3	5	1.7

Steals	G	No.	Stl/G
DOZIER, PJ	4	7	1.8
NOTICE, Duane	4	5	1.3
THORNWELL, Sindarius	4	4	1.0
TUT, Ran	3	2	0.7
FELDER, Rakym	3	2	0.7
GRAVETT, Hassani	4	2	0.5

Blocked Shots	G	No.	Blk/G
SILVA, Chris	4	9	2.3
THORNWELL, Sindarius	4	6	1.5
GUEYE, Khadim	4	3	0.8
FELDER, Rakym	3	2	0.7
KOTSAR, Maik	4	2	0.5
TUT, Ran	3	2	0.7

Minutes	G	No.	Min/G
THORNWELL, Sindarius	4	125	31.3
NOTICE, Duane	4	118	29.5
DOZIER, PJ	4	109	27.3
MCKIE, Justin	4	89	22.3
KOTSAR, Maik	4	78	19.5

Turnovers	G	No.	TO/G
NOTICE, Duane	4	12	3.0
THORNWELL, Sindarius	4	11	2.8
DOZIER, PJ	4	8	2.0
GRAVETT, Hassani	4	7	1.8
FELDER, Rakym	3	5	1.7



South Carolina Basketball
South Carolina Team High/Low Analysis (as of Nov 22, 2016)
All games

South Carolina - TEAM GAME HIGHS

POINTS	92	SC STATE (11/18/16)
	85	LOUISIANA TECH (11/11/16)
	81	HOLY CROSS (11/13/16)
	70	MONMOUTH (11/15/16)
FIELD GOALS MADE	33	SC STATE (11/18/16)
	30	LOUISIANA TECH (11/11/16)
FIELD GOAL ATTEMPTS	68	MONMOUTH (11/15/16)
	65	SC STATE (11/18/16)
FIELD GOAL PERCENTAGE	.587 (27-46)	HOLY CROSS (11/13/16)
	.526 (30-57)	LOUISIANA TECH (11/11/16)
3 PT FIELD GOALS MADE	12	HOLY CROSS (11/13/16)
	9	LOUISIANA TECH (11/11/16)
3 PT FG ATTEMPTS	24	SC STATE (11/18/16)
	24	HOLY CROSS (11/13/16)
3 PT FG PERCENTAGE	.500 (12-24)	HOLY CROSS (11/13/16)
	.500 (9-18)	LOUISIANA TECH (11/11/16)
FREE THROWS MADE	18	SC STATE (11/18/16)
	17	MONMOUTH (11/15/16)
FREE THROW ATTEMPTS	26	LOUISIANA TECH (11/11/16)
	25	MONMOUTH (11/15/16)
FREE THROW PERCENTAGE	.938 (15-16)	HOLY CROSS (11/13/16)
	.857 (18-21)	SC STATE (11/18/16)
REBOUNDS	47	SC STATE (11/18/16)
	46	MONMOUTH (11/15/16)
ASSISTS	17	SC STATE (11/18/16)
	17	HOLY CROSS (11/13/16)
STEALS	7	MONMOUTH (11/15/16)
	6	SC STATE (11/18/16)
	6	LOUISIANA TECH (11/11/16)
BLOCKED SHOTS	9	SC STATE (11/18/16)
	6	HOLY CROSS (11/13/16)
TURNOVERS	20	MONMOUTH (11/15/16)
	15	LOUISIANA TECH (11/11/16)
FOULS	22	MONMOUTH (11/15/16)
	20	LOUISIANA TECH (11/11/16)



South Carolina Basketball
South Carolina High/Low Analysis (as of Nov 22, 2016)
All games

Opponent - GAME HIGHS

POINTS	76	LOUISIANA TECH (11/11/16)
	69	MONMOUTH (11/15/16)
	50	SC STATE (11/18/16)
	49	HOLY CROSS (11/13/16)
FIELD GOALS MADE	24	LOUISIANA TECH (11/11/16)
	20	MONMOUTH (11/15/16)
FIELD GOAL ATTEMPTS	65	MONMOUTH (11/15/16)
	55	LOUISIANA TECH (11/11/16)
FIELD GOAL PERCENTAGE	.436 (24-55)	LOUISIANA TECH (11/11/16)
	.378 (17-45)	HOLY CROSS (11/13/16)
3 PT FIELD GOALS MADE	7	LOUISIANA TECH (11/11/16)
	6	MONMOUTH (11/15/16)
3 PT FG ATTEMPTS	28	MONMOUTH (11/15/16)
	20	HOLY CROSS (11/13/16)
	20	LOUISIANA TECH (11/11/16)
3 PT FG PERCENTAGE	.357 (5-14)	SC STATE (11/18/16)
	.350 (7-20)	LOUISIANA TECH (11/11/16)
FREE THROWS MADE	23	MONMOUTH (11/15/16)
	21	LOUISIANA TECH (11/11/16)
FREE THROW ATTEMPTS	30	LOUISIANA TECH (11/11/16)
	27	MONMOUTH (11/15/16)
FREE THROW PERCENTAGE	.852 (23-27)	MONMOUTH (11/15/16)
	.700 (21-30)	LOUISIANA TECH (11/11/16)
REBOUNDS	41	MONMOUTH (11/15/16)
	29	LOUISIANA TECH (11/11/16)
ASSISTS	12	HOLY CROSS (11/13/16)
	10	MONMOUTH (11/15/16)
STEALS	15	MONMOUTH (11/15/16)
	11	LOUISIANA TECH (11/11/16)
BLOCKED SHOTS	4	MONMOUTH (11/15/16)
	4	LOUISIANA TECH (11/11/16)
TURNOVERS	18	MONMOUTH (11/15/16)
	14	SC STATE (11/18/16)
	14	LOUISIANA TECH (11/11/16)
FOULS	28	LOUISIANA TECH (11/11/16)
	24	MONMOUTH (11/15/16)



South Carolina Basketball
South Carolina High/Low Analysis (as of Nov 22, 2016)
All games

South Carolina - GAME LOWS

POINTS	70	MONMOUTH (11/15/16)
	81	HOLY CROSS (11/13/16)
	85	LOUISIANA TECH (11/11/16)
	92	SC STATE (11/18/16)
FIELD GOALS MADE	23	MONMOUTH (11/15/16)
	27	HOLY CROSS (11/13/16)
FIELD GOAL ATTEMPTS	46	HOLY CROSS (11/13/16)
	57	LOUISIANA TECH (11/11/16)
FIELD GOAL PERCENTAGE	.338 (23-68)	MONMOUTH (11/15/16)
	.508 (33-65)	SC STATE (11/18/16)
3 PT FIELD GOALS MADE	7	MONMOUTH (11/15/16)
	8	SC STATE (11/18/16)
3 PT FG ATTEMPTS	18	LOUISIANA TECH (11/11/16)
	23	MONMOUTH (11/15/16)
3 PT FG PERCENTAGE	.304 (7-23)	MONMOUTH (11/15/16)
	.333 (8-24)	SC STATE (11/18/16)
FREE THROWS MADE	15	HOLY CROSS (11/13/16)
	16	LOUISIANA TECH (11/11/16)
FREE THROW ATTEMPTS	16	HOLY CROSS (11/13/16)
	21	SC STATE (11/18/16)
FREE THROW PERCENTAGE	.615 (16-26)	LOUISIANA TECH (11/11/16)
	.680 (17-25)	MONMOUTH (11/15/16)
REBOUNDS	32	HOLY CROSS (11/13/16)
	35	LOUISIANA TECH (11/11/16)
ASSISTS	15	MONMOUTH (11/15/16)
	16	LOUISIANA TECH (11/11/16)
STEALS	4	HOLY CROSS (11/13/16)
	6	LOUISIANA TECH (11/11/16)
	6	SC STATE (11/18/16)
BLOCKED SHOTS	4	LOUISIANA TECH (11/11/16)
	5	MONMOUTH (11/15/16)
TURNOVERS	11	HOLY CROSS (11/13/16)
	13	SC STATE (11/18/16)
FOULS	17	HOLY CROSS (11/13/16)
	17	SC STATE (11/18/16)



South Carolina Basketball
South Carolina High/Low Analysis (as of Nov 22, 2016)
All games

Opponent - GAME LOWS

POINTS	49	HOLY CROSS (11/13/16)
	50	SC STATE (11/18/16)
	69	MONMOUTH (11/15/16)
	76	LOUISIANA TECH (11/11/16)
FIELD GOALS MADE	16	SC STATE (11/18/16)
	17	HOLY CROSS (11/13/16)
FIELD GOAL ATTEMPTS	45	HOLY CROSS (11/13/16)
	52	SC STATE (11/18/16)
FIELD GOAL PERCENTAGE	.308 (16-52)	SC STATE (11/18/16)
	.308 (20-65)	MONMOUTH (11/15/16)
3 PT FIELD GOALS MADE	5	HOLY CROSS (11/13/16)
	5	SC STATE (11/18/16)
3 PT FG ATTEMPTS	14	SC STATE (11/18/16)
	20	LOUISIANA TECH (11/11/16)
	20	HOLY CROSS (11/13/16)
3 PT FG PERCENTAGE	.214 (6-28)	MONMOUTH (11/15/16)
	.250 (5-20)	HOLY CROSS (11/13/16)
FREE THROWS MADE	10	HOLY CROSS (11/13/16)
	13	SC STATE (11/18/16)
FREE THROW ATTEMPTS	15	HOLY CROSS (11/13/16)
	21	SC STATE (11/18/16)
FREE THROW PERCENTAGE	.619 (13-21)	SC STATE (11/18/16)
	.667 (10-15)	HOLY CROSS (11/13/16)
REBOUNDS	16	HOLY CROSS (11/13/16)
	24	SC STATE (11/18/16)
ASSISTS	6	SC STATE (11/18/16)
	8	LOUISIANA TECH (11/11/16)
STEALS	3	HOLY CROSS (11/13/16)
	6	SC STATE (11/18/16)
BLOCKED SHOTS	0	HOLY CROSS (11/13/16)
	1	SC STATE (11/18/16)
TURNOVERS	9	HOLY CROSS (11/13/16)
	14	LOUISIANA TECH (11/11/16)
	14	SC STATE (11/18/16)
FOULS	16	HOLY CROSS (11/13/16)
	19	SC STATE (11/18/16)



South Carolina Basketball
South Carolina Player High/Low Analysis (as of Nov 22, 2016)
All games

South Carolina - I N D I V I D U A L G A M E H I G H S

Points	23		THORNWELL, Sindarius vs Monmouth (11/15/16)
	22		THORNWELL, Sindarius vs SC State (11/18/16)
	20		THORNWELL, Sindarius vs Holy Cross (11/13/16)
	18		THORNWELL, Sindarius vs Louisiana Tech (11/11/16)
	17		NOTICE, Duane vs Louisiana Tech (11/11/16)
	17		DOZIER, PJ vs Louisiana Tech (11/11/16)
Field Goals Made	8		THORNWELL, Sindarius vs SC State (11/18/16)
	7		KOTSAR, Maik vs SC State (11/18/16)
	7		THORNWELL, Sindarius vs Louisiana Tech (11/11/16)
Field Goal Att.	18		THORNWELL, Sindarius vs Monmouth (11/15/16)
	16		THORNWELL, Sindarius vs Louisiana Tech (11/11/16)
FG Pct (min 5 made)	1.000	(7-7)	KOTSAR, Maik vs SC State (11/18/16)
	.714	(5-7)	MCKIE, Justin vs Holy Cross (11/13/16)
3-Point FG Made	4		THORNWELL, Sindarius vs Holy Cross (11/13/16)
	3		NOTICE, Duane vs Monmouth (11/15/16)
	3		DOZIER, PJ vs Holy Cross (11/13/16)
	3		NOTICE, Duane vs Louisiana Tech (11/11/16)
3-Point FG Att.	8		NOTICE, Duane vs Monmouth (11/15/16)
	6		THORNWELL, Sindarius vs SC State (11/18/16)
	6		MCKIE, Justin vs Monmouth (11/15/16)
	6		DOZIER, PJ vs Holy Cross (11/13/16)
	6		THORNWELL, Sindarius vs Holy Cross (11/13/16)
	6		NOTICE, Duane vs Louisiana Tech (11/11/16)
3-Pt FG Pct (min 2 made)	1.000	(2-2)	FELDER, Rakym vs Holy Cross (11/13/16)
	.667	(4-6)	THORNWELL, Sindarius vs Holy Cross (11/13/16)
	.667	(2-3)	DOZIER, PJ vs Louisiana Tech (11/11/16)
Free Throws Made	9		THORNWELL, Sindarius vs Monmouth (11/15/16)
	6		THORNWELL, Sindarius vs Holy Cross (11/13/16)
	6		NOTICE, Duane vs Louisiana Tech (11/11/16)
Free Throw Att.	11		THORNWELL, Sindarius vs Monmouth (11/15/16)
	8		NOTICE, Duane vs Louisiana Tech (11/11/16)
FT Pct (min 3 made)	1.000	(6-6)	THORNWELL, Sindarius vs Holy Cross (11/13/16)
	1.000	(5-5)	SILVA, Chris vs SC State (11/18/16)
	1.000	(4-4)	THORNWELL, Sindarius vs SC State (11/18/16)
	1.000	(4-4)	GUEYE, Khadim vs SC State (11/18/16)
	1.000	(4-4)	DOZIER, PJ vs Holy Cross (11/13/16)
Rebounds	10		SILVA, Chris vs Monmouth (11/15/16)
	9		THORNWELL, Sindarius vs Monmouth (11/15/16)
Assists	6		DOZIER, PJ vs SC State (11/18/16)
	6		THORNWELL, Sindarius vs Louisiana Tech (11/11/16)
Steals	3		DOZIER, PJ vs SC State (11/18/16)
	3		NOTICE, Duane vs Monmouth (11/15/16)
Blocked Shots	3		SILVA, Chris vs SC State (11/18/16)
	3		THORNWELL, Sindarius vs Monmouth (11/15/16)
Turnovers	6		THORNWELL, Sindarius vs Louisiana Tech (11/11/16)
	3		NOTICE, Duane vs SC State (11/18/16)
	3		FELDER, Rakym vs SC State (11/18/16)
	3		THORNWELL, Sindarius vs Monmouth (11/15/16)
	3		DOZIER, PJ vs Monmouth (11/15/16)
	3		GRAVETT, Hassani vs Monmouth (11/15/16)
	3		NOTICE, Duane vs Monmouth (11/15/16)
	3		GRAVETT, Hassani vs Holy Cross (11/13/16)
	3		NOTICE, Duane vs Holy Cross (11/13/16)

	3	NOTICE, Duane vs Louisiana Tech (11/11/16)
Fouls	5	SILVA, Chris vs Monmouth (11/15/16)
	4	KOTSAR, Maik vs Monmouth (11/15/16)
	4	SILVA, Chris vs Holy Cross (11/13/16)
	4	SILVA, Chris vs Louisiana Tech (11/11/16)
	4	KOTSAR, Maik vs Louisiana Tech (11/11/16)
	4	THORNWELL, Sindarius vs Louisiana Tech (11/11/16)
Minutes	41	THORNWELL, Sindarius vs Monmouth (11/15/16)
	41	NOTICE, Duane vs Monmouth (11/15/16)
	32	THORNWELL, Sindarius vs Louisiana Tech (11/11/16)
	30	DOZIER, PJ vs Monmouth (11/15/16)
	30	DOZIER, PJ vs Louisiana Tech (11/11/16)



South Carolina Basketball
South Carolina Opponent High/Low Analysis (as of Nov 22, 2016)
All games

OPPONENT INDIVIDUAL GAME HIGHS

Points	18	EAVES, "EJ" Eric vs SC State (11/18/16)
	18	Robert Champion vs Holy Cross (11/13/16)
	18	JEAN, Derric vs Louisiana Tech (11/11/16)
	17	Brady, Chris vs Monmouth (11/15/16)
	15	Malachi Alexander vs Holy Cross (11/13/16)
Field Goals Made	7	Brady, Chris vs Monmouth (11/15/16)
	7	Robert Champion vs Holy Cross (11/13/16)
Field Goal Att.	15	Robert Champion vs Holy Cross (11/13/16)
	13	Robinson, Justin vs Monmouth (11/15/16)
FG Pct (min 5 made)	.714 (5-7)	BRACEY, DaQuan vs Louisiana Tech (11/11/16)
	.700 (7-10)	Brady, Chris vs Monmouth (11/15/16)
3-Point FG Made	3	EAVES, "EJ" Eric vs SC State (11/18/16)
	3	Malachi Alexander vs Holy Cross (11/13/16)
3-Point FG Att.	9	Robinson, Justin vs Monmouth (11/15/16)
	7	Stewart, Collin vs Monmouth (11/15/16)
3-Pt FG Pct (min 2 made)	1.000 (2-2)	BRACEY, DaQuan vs Louisiana Tech (11/11/16)
	.667 (2-3)	JEAN, Derric vs Louisiana Tech (11/11/16)
Free Throws Made	8	JEAN, Derric vs Louisiana Tech (11/11/16)
	7	Hornbeak, Je'lon vs Monmouth (11/15/16)
Free Throw Att.	9	JEAN, Derric vs Louisiana Tech (11/11/16)
	8	Seaborn, Micah vs Monmouth (11/15/16)
	8	MCCREE, Erik vs Louisiana Tech (11/11/16)
FT Pct (min 3 made)	1.000 (7-7)	Hornbeak, Je'lon vs Monmouth (11/15/16)
	.889 (8-9)	JEAN, Derric vs Louisiana Tech (11/11/16)
Rebounds	10	Brady, Chris vs Monmouth (11/15/16)
	9	Hornbeak, Je'lon vs Monmouth (11/15/16)
Assists	4	Robinson, Justin vs Monmouth (11/15/16)
	4	Patrick Benzan vs Holy Cross (11/13/16)
Steals	4	Seaborn, Micah vs Monmouth (11/15/16)
	3	Hornbeak, Je'lon vs Monmouth (11/15/16)
	3	BOYKINS, Jacobi vs Louisiana Tech (11/11/16)
	3	HARRIS, Jalen vs Louisiana Tech (11/11/16)
Blocked Shots	2	Ibiezugbe, Sam vs Monmouth (11/15/16)
	2	SHERMAN, Omar vs Louisiana Tech (11/11/16)
Turnovers	5	Robinson, Justin vs Monmouth (11/15/16)
	5	Robert Champion vs Holy Cross (11/13/16)
Fouls	5	BOYKINS, Jacobi vs Louisiana Tech (11/11/16)
	5	BRACEY, DaQuan vs Louisiana Tech (11/11/16)