



SOUTH CAROLINA BASKETBALL

MBB CONTACT: EMILY MILES // EFEENEY@MAILBOX.SC.EDU // 803-777-7743 // @EMILYFEENEYSID

2015-16 SCHEDULE

OVERALL: 21-3 | SEC: 8-3

NOVEMBER

8	Allen +	W, 71-43
14	Norfolk State %	W, 84-69
16	Oral Roberts	W, 84-66
20	vs. DePaul !	W, 76-61
21/22	vs. Hofstra !	W, 94-84
23	vs. RV/RV Tulsa !	W, 83-75
27	Lipscomb	W, 92-76
30	Western Carolina	W, 76-53

DECEMBER

5	USF	W, 81-63
15	Drexel	W, 79-54
18	at Clemson ^	W, 65-59
22	vs. St. John's &	W, 75-61
30	Francis Marion	W, 78-56

JANUARY

2	Memphis	W, 86-76
5	at Auburn*	W, 81-69
9	Vanderbilt*	W, 69-65
13	at Alabama*	L, 73-50
16	Missouri*	W, 81-72
19	at Ole Miss*	W, 77-74 (OT)
23	at Tennessee*	L, 78-69
26	Mississippi State*	W, 84-74
30	Alabama*	W, 78-64

FEBRUARY

2	at Georgia*	L, 69-56
6	at 8/8 Texas A&M*	W, 81-78
10	RV/RV LSU*	W, 94-83
13	No. 22/21 Kentucky*	Noon/ESPN
16	at Missouri*	7 p.m./SECN
20	Florida*	Noon/SECN
24	Tennessee*	9 p.m./SECN
27	at Mississippi State*	2:30/SECN

MARCH

3	Georgia*	7 p.m./ESPN/2
5	at Arkansas*	5 p.m./SECN
9-13	SEC Tournament (Nashville)	TBD

All home games in **bold** | All times listed Eastern
 * indicates SEC contest | + indicates exhibition |
SECN+ - SEC Network + | **SECN** - SEC Network
 | **CBSSN** - CBS Sports Network | % - Paradise Jam
 (Columbia, S.C.) | ! - Paradise Jam (St. Thomas,
 USVI) | & - Hall of Fame Shootout (Uncasville,
 Conn.) | ^ - game played at Bon Secours Arena



SOCIAL HUB

@GAMECOCKMBB // #GAMECOCKS
 FACEBOOK.COM/GAMECOCKMBB

(RV/20) SOUTH CAROLINA (21-3, 8-3 SEC) vs. (22/21) KENTUCKY (18-6, 8-3 SEC)

SAT., FEB. 13 • COLONIAL LIFE ARENA (18,000) • COLUMBIA, S.C. • 12 P.M. ET



GAMECOCKS



WILDCATS

VS.

Head Coach: Frank Martin (FIU, '93)
Record At Carolina: 66-57 (4th season)
Career Record: 183-111 (9th season)
Record vs. UK: 1-4

Top scorer: Carrera (14.2)
Top rebounder: Carrera (7.2)
Top assist maker: Thornwell (3.7)
Media Relations: Emily Miles
Twitter Updates: @GamecockMBB

Head Coach: John Calipari (Clarion, '82)
Record At UK: 208-44 (7th season)
Career Record: 653-184 (24th season)
Record vs. S. Carolina: 11-2

Top scorer: Murray (18.5)
Top rebounder: Poythress (6.6)
Top assist maker: Ulis (6.2)
Media Relations: Deb Moore/Eric Lindsey
Twitter: @KentuckyMBB

GAME 25

Broadcast: ESPN
Play-By-Play: Tom Hart
Analyst: Kara Lawson
Sidelines: Kaylee Hartung

Radio: Gamecock Radio Network
Play-By-Play: Andy Demetra
Analyst: Casey Manning
Sirius: 84; **XM:** 84

Watch: WatchESPN
Live Stats: GamecocksOnline.com
Tickets: GamecocksOnline.com
 - or - arena box office

Series: UK leads 49-11
Last Meeting: UK win, 77-43,
 F. 14, 2015 in Lexington
Series in Columbia: UK leads 21-7

PROBABLE STARTERS

SOUTH CAROLINA	HT.	WT.	YR.	HOMETOWN	PPG	RPG	MPG
G - #15 PJ Dozier	6-6	200	Fr.	Columbia, S.C.	7.5	3.4	19.7
G - #0 Sindarius Thornwell	6-5	215	Jr.	Lancaster, S.C.	13.2	5.0	32.0
F - #25 Mindaugas Kacinas	6-7	229	Sr.	Klaipeda, Lithuania	10.3	5.5	29.6
F - #24 Michael Carrera	6-5	214	Sr.	Anzoategui, Venezuela	14.2	7.2	26.8
F - #30 Chris Silva	6-9	220	Fr.	Libreville, Gabon	5.7	4.5	13.6
KENTUCKY	HT.	WT.	YR.	HOMETOWN	PPG	RPG	MPG
G - #3 Tyler Ulis	6-9	160	So.	Chicago, Ill.	16.2	3.2	36.3
G - #13 Isaiah Briscoe	6-3	202	Fr.	Newark, N.J.	9.8	5.1	31.6
G - #23 Jamal Murray	6-4	207	Fr.	Kitchener, Canada	18.5	4.8	34.2
F - #0 Marcus Lee	6-9	224	Jr.	Antioch, Calif.	6.5	6.0	20.3
F - #35 Derek Willis	6-9	220	Jr.	Mt. Washington, Ky.	7.3	4.2	18.3

TODAY'S GAME

South Carolina looks to remain atop the SEC standings on Saturday when Kentucky visits Colonial Life Arena for a Noon matchup. Both the Gamecocks and Wildcats hold 8-3 records in league play and both squads have won two-straight games entering Saturday's game. The contest vs. UK marks the second sellout at Colonial Life Arena this season for a men's basketball game.
















GAME STORYLINES

- South Carolina is in its 108th season of varsity basketball in 2015-16.
- Carolina is led by fourth-year head coach Frank Martin. Alongside him are associate head coach Matt Figger, assistant coaches Perry Clark and Lamont Evans and director of men's hoops operations, Andy Assaley.
- South Carolina is receiving votes in the Associated Press' Top 25 Poll this week, while Carolina is No. 20 in the USA Today/Coaches Top 25 Poll. The Gamecocks have been receiving votes or have been ranked for the past 11 weeks in the Coaches Poll, rising to as high as 15th, and also for 11 straight weeks in the AP poll, rising to as high as 19th.
- South Carolina held off Ben Simmons and the LSU Tigers on Wednesday to jump to the top of the SEC standings with a 94-83 victory over the visitors. Junior guard Sindarius Thornwell led Carolina for the second straight game, hitting six shots, and adding 11 points from the charity stripe for a game high 24. Once again the Gamecocks shot well in the game, hitting 48.4 percent from the field, and 75.0 percent from the free throw line.
- Senior forward Mindaugas Kacinas was named CoSIDA Academic All-District on Thursday, as he holds above a 3.3 cumulative GPA. The honor is the first of his career, and Kacinas now moves onto the national ballot for Academic All-America honors.



SOUTH CAROLINA GAMECOCKS

OVERALL: 21-3; SEC: 8-3; HOME: 13-0; AWAY: 4-3; NEUTRAL: 4-0

0		SINDARIUS THORNWELL - Jr. - G - 6-5 - 215 - Lancaster, S.C. MIN PTS RBS AST FG% 3FG% FT% 32.0 13.2 5.0 3.7 36.1 31.0 76.9	- 14 points and 7 rebounds in home win vs. Alabama - 18 points, matched career high with 11 rebounds in contest at Georgia - Season high 25 points with 9 assists and 6 rebounds in win at #8 Texas A&M - 24 points, 6 rebs, 5 assists/11-of-14 FT in win vs. LSU - Last 5 games: 19.2 points, 6.6 rebounds, 3.4 assists per game
1		MARCUS STROMAN - So. - G - 6-2 - 185 - Columbia, S.C. MIN PTS RBS AST FG% 3FG% FT% 15.7 2.3 2.1 1.4 23.74 50.0 68.2	- Sustained a cut on his forehead which required stitches in game at Alabama - Did not play vs. Missouri due to concussion related symptoms - Returned vs. Ole Miss, dishing two assists and collecting two steals - Dished three assists in the win vs. Mississippi State - Collected a season high 6 rebounds with two steals in home win vs. Alabama
2		RAYMOND DOBY - Fr. - F - 6-6 - 233 - Cahokia, Ill. MIN PTS RBS BLK FG% 3FG% FT% 3.8 1.7 0.5 0.1 41.7 0.0 63.6	- Played his senior season at Montrose Christian School and spent a post-grad year at St. John's Northwestern Military Academy in Wisconsin - Saw action in home win vs. Alabama and at Georgia - 7 minutes vs. LSU, provided 5 points, including a perfect 3-of-3 from FT line
4		JAMALL GREGORY - Fr. - G - 6-2 - 202 - Washington, D.C. MIN PTS RBS AST FG% 3FG% FT% 7.5 2.1 1.2 0.8 58.8 40.0 55.6	- Season high 14 minutes vs. Francis Marion, scored six points, with 3 assists - Saw action at Alabama, scoring eight points with an assists - Season high 18 minutes in win at Ole Miss, 4 points, 4 rebounds, 2 assists - Dished an assist and collected two steals in win at #8 Texas A&M - Dished three assists in 18 minutes, adding a basket in win vs. LSU
5		TEMARCUS BLANTON - R-Fr. - G - 6-5 - 2015 - Locust Grove, Ga. MIN PTS RBS AST FG% 3FG% FT% 4.1 1.4 0.7 0.3 28.6 50.0 1.000	- Suffered a hip injury that required surgery during the 2014-15 preseason and missed the entire campaign - Scored first points as a Gamecock with two at the foul line vs. USF - Hit a pair of 3s on back-to-back possessions in final minutes of Drexel contest
10		DUANE NOTICE - Jr. - G - 6-2 - 218 - Woodbridge, Ontario MIN PTS RBS AST FG% 3FG% FT% 25.0 11.1 2.3 2.0 38.2 39.3 75.3	- 14 points, matching a season high five assists at Tennessee - Tallied 13 points, along with 3 assists and 3 steals in win vs. Mississippi State - 7 points and 3 rebounds in home win vs. Alabama - 15 points, hitting four 3s with two steals in home win vs. LSU - Last 5 games: 9.2 points, 2.2 rebounds, 1.6 assists per game
14		LAIMONAS CHATKEVICIUS - Sr. - F - 6-11 - 245 - Klaipeda, Lithuania MIN PTS RBS BLK FG% 3FG% FT% 21.25 9.7 4.5 1.0 53.3 28.6 71.6	- 10 points with seven assists and a pair of blocks in win vs. Missouri - Double-double with 17 points and game high 10 rebounds in win at Ole Miss - 8 points and 4 rebounds off the bench in home win vs. Alabama - 6 points, 4 rebounds in win vs. LSU - Last 5 games: 5.8 points, 2.8 rebounds, 0.6 blocks per game
15		PJ DOZIER - Fr. - G - 6-6 - 200 - Columbia, S.C. MIN PTS RBS AST FG% 3FG% FT% 19.7 7.5 3.4 2.0 39.5 19.4 52.5	- Six points and three assists vs. Mississippi State - 7 points, 5 rebounds and two assists in home win vs. Alabama - 9 points, four assists and a steal in win at #8 Texas A&M - Solid in win vs. LSU, 12 points, three assists and a steal - Last 5 games: 7.6 points, 2.6 rebounds, 3.0 assists
20		JUSTIN MCKIE - Jr. - G - 6-4 - 197 - Columbia, S.C. MIN PTS RBS AST FG% 3FG% FT% 7.2 1.3 0.9 0.9 24.2 15.4 60.0	- Solid in win vs. Lipscomb, posting six points, and dishing a career high five assists with one steal in 19 minutes - 17 assists against 4 turnovers this season - DNP in home win vs. Alabama due to an illness
21		JOHN RAGIN - Fr. - G - 6-2 - 177 - Eastover, S.C. MIN PTS RBS AST FG% 3FG% FT% 2.0 0.5 0.3 0.0 33.3 0.0 0.0	- Averaged 13 points during senior season at Cardinal Newman High School - Scored first-career points vs. Francis Marion - Not available vs. Memphis and Auburn due to an abdominal strain - Not available vs. LSU due to an illness
23		ERIC COBB - Fr. - F - 6-9 - 296 - Jacksonville, Fla. MIN PTS RBS BLK FG% 3FG% FT% 6.3 1.2 2.0 0.1 63.2 0.0 0.56	- Starred in exhibition vs. Allen with game best 14 rebounds and 8 points in 23 min. - Four rebounds and a block in win vs. Drexel - Four points and five rebounds, playing very well vs. Clemson - Season high seven rebounds in win vs. Francis Marion, also two assists
24		MICHAEL CARRERA - Sr. - F - 6-5 - 214 - Anzoátegui, Venezuela MIN PTS RBS AST FG% 3FG% FT% 26.8 14.2 7.2 1.4 50.2 48.7 76.5	- Career day vs. Miss State, career high 34 points, matched career high with 15 rebs. - 20 points, four rebounds/6-of-6 from floor in win at #8 Texas A&M - 16 points, with 14 in the second half, also 6 rebounds and 2 steals in home win vs. LSU - Last 5 games: 20.2 points, 9.2 rebounds, 1.6 blocks per game
25		MINDAUGAS KACINAS - Sr. - F - 6-7 - 229 - Klaipeda, Lithuania MIN PTS RBS AST FG% 3FG% FT% 29.6 10.3 54.5 1.0 51.6 27.3 59.2	- 8 points, 6 rebounds and 3 assists in home win vs. Alabama - 7 points, 6 rebounds and an assist at Georgia - 11 points, three rebounds in win at #8 Texas A&M - 6 points, 6 rebounds and a pair of assists in win vs. LSU - Last 5 games: 7.8 points, 6.2 rebounds per game
30		CHRIS SILVA - Fr. - F - 6-9 - 220 - Libreville, Gabon MIN PTS RBS BLK FG% 3FG% FT% 13.6 5.7 4.5 0.9 48.8 0.0 59.6	- Native of Gabon, but played high school basketball at Roselle Catholic in N.J. - Foul trouble at Georgia, added 3 points, with 3 rebounds and 2 blocks - 7 points, 6 rebounds in win at #8 Texas A&M - 5 points, 3 rebounds in win vs. LSU - Last 5 games: 6.0 points, 4.6 rebounds, 1.0 blocks per game
31		JARRELL HOLLIMAN - R-So. - F - 6-7 - 200 - Alpharetta, Ga. MIN PTS RBS AST FG% 3FG% FT% 1.7 0.0 0.0 0.0 0.0 0.0 0.0	- Played one year at Elmhurst College - Also ran track and field during high school career - A music major who one day would like to play in a symphony

INTERVIEW POLICIES

All interview requests must be made in advance to SID Emily Miles in the South Carolina Media Relations Office. Beginning with the start of practice in October, Miles will release a weekly coach and student-athlete availability schedule to media on Mondays.

Post-Game Interview Policy: After each home game, the visiting coach will address the media first, followed by South Carolina student-athletes then South Carolina head coach Frank Martin. (Depending on deadline, this may be altered on a game-by-game basis).

Road Interview Policy: Interviews with Coach Martin and Gamecock student-athletes while on the road will be scheduled according to the home post-game media procedure.

All interviews are to be coordinated through the Media Relations Office. This allows the staff to arrange the interview when it best suits the student-athlete's and the reporter's schedules. Please contact the Media Relations Office in advance to make your interview requests. Media are not permitted to contact student-athletes on their own at any time.

All interviews will take place at the designated media interview site for that day as listed in the weekly availability schedule or in the Media Relations Office.

Dormitory, apartment and cell phone numbers for student-athletes will not be provided to the media. Should you need to conduct a telephone interview with a student-athlete, a call will be placed to you from the student-athlete at a mutually agreeable time.

SOUTH CAROLINA MEDIA RELATIONS

Emily Miles, primary contact

Associate Director

cell: 803-727-3284

e-mail: efeeney@mailbox.sc.edu

Twitter: @EmilyFeeneySID

Website: www.GamecocksOnline.com

Facebook: www.Facebook.com/GamecockMBB

Twitter: @GamecockMBB

Instagram: @GamecockMBB

STAT COMPARISON

	SC	UK	NCAA Rank
Record	21-3	18-6	4/38
Conference Record	8-3	8-3	-
Current Streak	W2	W2	-
Scoring Avg.	78.0	78.4	73/65
Opponent Scoring Avg.	68.8	67.1	109/72
Scoring Margin	+9.2	+11.3	50/34
Field Goal %	.438	.475	187/35
Opponent Field Goal %	.393	.397	19/32
3-Point Field Goal %	.351	.340	155/201
Opponent 3-Point Field Goal %	.358	.328	253/95
3-Point Field Goal Made PG	6.2	6.3	243/239
3-Point Field Goal Attempts PG	17.7	18.4	257/237%
Free Throw %	.671	.668	261/268
Opponent Free Throw %	.677	.719	-
Rebounding Avg.	41.7	38.9	11/63
Opponent Rebounding Avg.	33.1	32.7	-
Rebounding Margin	+8.6	+6.2	16/33
Turnovers Avg.	14.2	12.0	289/93
Opponent Turnover Avg.	15.4	13.3	-
Assists Avg.	13.7	13.9	155/136
Blocks Avg.	4.5	5.8	61/11
Steals Avg.	7.1	6.2	89/156

% indicates total attempts

NCAA stats games through Feb. 8

BY THE NUMBERS

7.0

Junior guard Sindarius Thornwell is averaging 7.0 assists per game in the last two games. He matched his career high with 9 vs. A&M, and dished 5 vs. LSU.

9

South Carolina committed just nine turnovers in the game vs. LSU, which resulted in only eight Tiger points. It was the fewest TO's in an SEC game for Carolina this season.

30+

South Carolina has 10 games this season with at least 30 free throw attempts, including 36 in the win vs. LSU. The Gamecocks rank 1st nationally in total FT attempts (715).

20

The win at A&M gave Carolina 20 for the season. It marked the first 20-win campaign since the 2008-09 Gamecocks went 21-10 for the year, and just the 16th 20-win season in Carolina history.

A SOUTH CAROLINA WIN WOULD ...

- Be the Gamecocks' 22nd win of the season, the most since the 2005-06 team went 23-15 on the year.
- Be the Gamecocks' ninth SEC win of the season, also the most since the 2009 squad won 10 games in league play.
- Snap a two-game Kentucky win streak in the series.

- Over the course of the past two games, the Gamecocks have hit 50.4 percent from the field and 47.5 percent from 3.

- The Gamecocks notched their first road win over a top-10 opponent in 10 years on Feb. 6, winning a thriller at Reed Arena vs. No. 8/8 Texas A&M, 81-78. Junior guard Sindarius Thornwell had his top game of the season, posting 25 points - just one shy of matching his career high - while also dishing an impressive nine assists to lead the Gamecocks in the win. Senior forward Michael Carrera continued his hot streak as well, scoring 20 points en route to the 1,000th of his career. Carrera also dished two assists in the win.

- South Carolina's win at No. 8/8 Texas A&M marked its first road win over a top-10 opponent since defeating No. 6/7 Florida in Gainesville on Feb. 8, 2006.

- The win at A&M was the Gamecocks' second top-10 win in the last two seasons, as the Gamecocks defeated then No. 9/9 Iowa State in a neutral site meeting in New York City on Jan. 3, 2015.

- After hitting a season low 31.6 percent from the floor in the loss at Georgia last Tuesday, the Gamecocks responded with their best shooting percentage of the conference campaign, hitting 52.6 percent from the floor in the win at Texas A&M.

- With his 20 points at A&M, Carrera became the 43rd member of the South Carolina 1,000 point club.

- The Gamecocks are 3-0 this season in games decided by five points or less.

- South Carolina is 26th in the most recent NCAA RPI (Feb. 11), and the Gamecocks are 8-2 against teams in the top 100 of the RPI.

- The Gamecocks are in their 25th season of competition in the Southeastern Conference in 2016. Carolina owns a 152-249 (.379) all-time record in SEC play.

- Frank Martin owns a 73-74 (.496) all-time record in conference games.

- Carolina hit just 31.6 percent from the floor, and was out-rebounded for just the fourth time this season in a 69-56 loss at Georgia on Feb. 2. The Bulldogs didn't shoot much better, hitting only 38.6 percent from the floor, but UGA hit four more shots in the game to clinch the SEC win. Junior guard Sindarius Thornwell collected his second double-double of the season

with team highs of 18 points and 11 rebounds, while senior forward Michael Carrera tallied his third-straight double-double with 11 points and 10 boards.

- With Thornwell and Carrera both collecting double-doubles at Georgia, it marked the first time two Gamecocks have reached the mark in the same game since Carrera and Lakeem Jackson both had double-doubles in Frank Martin's first-ever SEC win, an 82-73 overtime victory at LSU on Jan. 16, 2012.

- Senior forward Michael Carrera tallied his third-straight 20-point game and his second-straight double-double to lead Carolina in a 78-64 home win vs. Alabama, evening the season series between the two schools. Carrera also pulled down a game high 11 rebounds. Rookie forward Chris Silva added 12 points and three blocks in the first start of his college career, and junior guard Sindarius Thornwell scored 14 with seven rebounds. The Gamecocks didn't shoot well, hitting only 36.7 percent from the field, but Carolina committed just 11 turnovers which Alabama converted into just four points.

- South Carolina responded after just its second loss of the season with a solid performance at home versus Mississippi State on Jan. 26. Led by a career night from senior forward Michael Carrera, who tallied a career high 34 points, and matched a career high with 15 rebounds, Carolina earned the 84-74 win. Junior guard Sindarius Thornwell was also in double-figures at 15 points on the night, while junior guard Duane Notice added 13 points, and senior forward Mindaugas Kacinas pulled down 10 rebounds.

- Carrera became the first Carolina player since the Gamecocks joined the SEC to score at least 30 points and collect 10 rebounds in a game.

GAMECOCKS IN THE POLLS

South Carolina is receiving votes in the Associated Press' Top 25 Poll this week, while Carolina is No. 20 in the USA Today/Coaches Top 25 Poll. The Gamecocks have been receiving votes or have been ranked for the past 11 weeks in the Coaches Poll, rising to as high as 15th, and also for 11 straight weeks in the AP poll, rising to as high as 19th.

ASSOCIATED PRESS TOP 25

Feb. 8, 2016

Rk.	Team	Record	Pts.
1	Villanova (32)	20-3	1,566
2	Maryland (13)	21-3	1,499
3	Oklahoma (7)	19-3	1,472
4	Iowa (11)	19-4	1,471
5	Xavier	21-2	1,382
6	Kansas (1)	19-4	1,311
7	Virginia (1)	19-4	1,223
8	Michigan State	20-4	1,144
9	North Carolina	19-4	1,136
10	West Virginia	19-4	1,082
11	Oregon	20-4	905
12	Miami (FL)	18-4	826
13	Louisville	19-4	819
14	Iowa State	17-6	781
15	Texas A&M	18-5	663
16	SMU	20-2	593
17	Arizona	19-5	497
18	Purdue	19-5	456
19	Dayton	19-3	413
20	Providence	18-6	349
21	Baylor	17-6	333
22	Kentucky	17-6	228
23	USC	18-5	225
24	Texas	16-7	199
25	Wichita St	17-6	132

Others receiving votes: **South Carolina 128**, Indiana 91, Notre Dame 75, San Diego State 22, Duke 14, Seton Hall 14, Gonzaga 10, LSU 10, VCU 10, Valparaiso 9, Stony Brook 8, Saint Mary's 6, Saint Joseph's 5, UNC Wilmington 4, Hawaii 3, Utah 3, Chattanooga 2, Connecticut 2, George Washington 2, Michigan 1, Monmouth 1

Dropped from rankings: Indiana 22, South Carolina 25

USA TODAY TOP 25

Feb. 8, 2016

Rk.	Team	Record	Pts.
1	Villanova (11)	20-3	753
2	Maryland (11)	21-3	749
3	Oklahoma (3)	19-3	708
4	Xavier	21-2	683
5	Iowa (3)	19-4	674
6	Kansas (2)	19-4	670
7	Virginia	19-4	616
8	North Carolina (1)	19-4	599
9	Michigan State (1)	20-4	567
10	West Virginia	19-4	490
11	Miami (FL)	18-4	433
12	Oregon	20-4	423
13	Texas A&M	18-5	387
14	Arizona	19-5	310
15	Iowa State	17-6	307
16	Purdue	19-5	292
17	Dayton	19-3	236
17	Providence	18-6	236
19	Baylor	17-6	221
20	South Carolina	20-3	185
21	Kentucky	17-6	178
22	Indiana	19-5	119
23	USC	18-5	105
24	Wichita St	17-6	91
25	Texas	16-7	69

Others receiving votes: Notre Dame 63, Gonzaga 53, Duke 40, Saint Mary's 28, Pittsburgh 25, Seton Hall 21, Valparaiso 14, Louisville 12, Monmouth 12, Utah 12, VCU 8, LSU 5, Saint Joseph's 2, Stony Brook 1, California 1, Clemson 1, Arkansas-Little Rock 1

Dropped from rankings: Louisville 18, Saint Mary's 25



SOUTHEASTERN CONFERENCE STANDINGS

As of Feb. 12

Team	Conference	Overall
Kentucky	8-3	18-6
LSU	8-3	15-9
South Carolina	8-3	21-3
Florida	7-4	16-8
Texas A&M	7-4	18-6
Georgia	6-5	13-9
Vanderbilt	6-5	14-10
Alabama	5-6	14-9
Arkansas	5-6	12-12
Ole Miss	5-6	15-9
Tennessee	5-6	12-12
Auburn	3-8	9-14
Mississippi State	3-8	10-13
Missouri	1-10	8-16

COACHES TELECONFERENCE

The weekly SEC men's basketball coaches teleconference will begin Monday, Jan. 4 and continue through March 7. Media representatives wishing to participate in the teleconference should contact the SEC Communications Department for further details. Each coach will appear on the teleconference for seven minutes, according to the following schedule:

ORDER OF APPEARANCE

(All Times Eastern)

11:00 a.m.	Kevin Stallings, Vanderbilt
11:07 a.m.	Mike White, Florida
11:14 a.m.	Frank Martin, South Carolina
11:21 a.m.	Mark Fox, Georgia
11:28 a.m.	Johnny Jones, LSU
11:35 a.m.	John Calipari, Kentucky
11:42 a.m.	Rick Barnes, Tennessee
11:49 a.m.	Mike Anderson, Arkansas
11:56 a.m.	Avery Johnson, Alabama
12:03 a.m.	Bruce Pearl, Auburn
12:10 a.m.	Andy Kennedy, Ole Miss
12:17 a.m.	Ben Howland, Miss. State
12:24 a.m.	Kim Anderson, Missouri
12:31 a.m.	Billy Kennedy, Texas A&M

In addition, the SEC men's basketball teams who make it to postseason will be on a teleconference on Monday, March 14 beginning at 10:00 a.m. CT.

All SEC basketball teleconferences can be listened to on the internet at www.secdigitalnetwork.com shortly after the conclusion of the teleconference.

CAROLINA BENCH PRODUCTION

GAME	SC-OPP	DIFF.	SC HIGH BENCH SCORER	
			PTS.	REB.
Norfolk State	38-36	+2	Notice, 14	
Oral Roberts	26-8	+18	Notice, 18	
vs. DePaul	22-32	-10	Notice, 11	
vs. Hofstra	16-15	+1	Notice/Silva, 7	
vs. Tulsa	15-22	-8	Notice, 11	
Lipscomb	34-33	+1	Notice, 16	
Western Carolina	24-17	+7	Silva, 9	
USF	23-25	-2	Notice, 15	
Drexel	26-19	+7	Silva, 9	
at Clemson	16-8	+8	Notice, 10	
vs. St. John's	26-11	+15	Notice, 20	
Francis Marion	48-32	+16	Silva, 13	
Memphis	28-30	-2	Notice, 15	
at Auburn	24-3	+21	Notice, 12	
Vanderbilt	15-23	-8	Notice, 8	
at Alabama	22-28	-6	Gregory, 8	
Missouri	17-31	-14	Silva, 9	
at Ole Miss	20-13	+7	Notice, 14	
at Tennessee	29-14	+15	Notice, 14	
Mississippi State	18-4	+14	Notice, 13	
Alabama	17-7	+10	Chatkevicius, 8	
at Georgia	13-8	+5	Chatkevicius, 7	
at Texas A&M	9-16	-7	Notice, 5	
LSU	31-14	+17	Notice, 15	
Kentucky				
at Missouri				
Florida				
Tennessee				
at Mississippi State				
Georgia				
at Arkansas				

SPECIALTY STATS

(PP) points in paint; (OT) points off turnovers; (2nd) second chance points; (FB) fast break points

(South Carolina-Opponent)

GAME	PP	OT	2ND	FB
Norfolk State	24-14	19-13	21-13	10-4
Oral Roberts	42-20	12-5	25-6	7-2
vs. DePaul	30-22	11-12	19-11	9-6
vs. Hofstra	44-18	13-15	24-9	8-6
vs. Tulsa	34-32	18-12	4-6	4-8
Lipscomb	54-28	18-13	13-9	16-9
Western Carolina	32-12	18-6	13-9	8-10
USF	38-30	27-8	10-13	23-9
Drexel	34-12	18-2	9-3	10-0
at Clemson	24-24	6-12	11-13	2-0
vs. St. John's	36-20	13-19	14-9	2-2
Francis Marion	34-18	29-7	10-8	12-2
Memphis	28-20	17-10	17-12	2-12
at Auburn	32-24	28-22	9-6	12-4
Vanderbilt	36-22	18-9	12-12	13-2
at Alabama	26-20	8-23	6-12	6-2
Missouri	44-32	20-9	21-5	10-19
at Ole Miss	40-26	11-9	19-13	0-8
at Tennessee	40-14	17-24	14-2	7-7
Mississippi State	36-18	18-22	14-13	4-13
Alabama	28-26	14-4	23-15	11-12
at Georgia	22-22	12-14	12-16	0-4
at Texas A&M	28-26	19-22	8-11	12-9
LSU	38-36	16-8	7-19	11-9
Kentucky				
at Missouri				
Florida				
Tennessee				
at Mississippi State				
Georgia				
at Arkansas				
SEC Tourney				
NCAA Tourney				
SC Total	820	400	335	199
SC Average	34.2	16.7	13.9	8.3
Opp Total	522	276	245	154
Opp Average	21.8	11.5	10.2	6.4

UNIVERSITY INFORMATION

Location..... Columbia, S.C.
Founded..... 1801
Enrollment..... 32,972
Nickname..... Gamecocks
Colors Garnet (PMS 202) and Black
National Affiliation NCAA Division I
Conference..... Southeastern (SEC)
Athletics Web Address www.GamecocksOnline.com
University Web Address..... www.sc.edu
President Dr. Harris Pastides
NCAA Representative Dr. Valinda Littlefield
Athletics Director..... Ray Tanner
Basketball Administrator/Chief Operating Officer..... Kevin O'Connell

BASKETBALL STAFF/INFORMATION

Head Coach Frank Martin
Alma Mater Florida International, '93
Record At South Carolina/Seasons 66-57 (.536), 4th season
Overall Record/Seasons 183-111 (.622), 9th season
Assoc. Head Coach/Recruiting Coord. Matt Figger (Eastern Kentucky, '95)
Assistant Coach Perry Clark (Gettysburg, '74)
Assistant Coach Lamont Evans (Kansas State, '09)
Director of Basketball Operations Andy Assaley (Cincinnati, '96)
Strength & Conditioning Coach..... Scott Greenawalt (Muskingum College, '98)
Athletic Trainer Mark Rodger (Buffalo, '01)
Video Coordinator Patrick Schulte (Kansas State, '13)
Student-Athlete Development Doug Edwards (Florida State, '07)
Associate Media Relations Director..... Emily Miles (Feeney) (Ball State, '03)
Home Arena..... Colonial Life Arena
Capacity..... 18,000
Arena General Manager..... Lexi Boone
Press Row Phone Number..... 803-777-6182

BASKETBALL HISTORY

First Year of Basketball..... 1908
All-Time Record..... 1,363-1,206-1 (.530)
Overall Postseason Record..... 25-18
NCAA Tournament Appearances 8 (1971, 1972, 1973, 1974, 1989, 1997, 1998, 2004)
NCAA Tournament Record..... 4-9
Last NCAA Tournament Appearance 2004, L vs. Memphis, 59-43
NIT Appearances 11 (1969, 1975, 1978, 1983, 1991, 1996, 2001, 2002, 2005, 2006, 2009)
NIT Record 21-9
Last NIT Appearance 2009, L vs. Davidson, 70-63
Conference Championships/Titles.....
SoCon Regular Season (1927, 1933, 1934, 1945); SoCon Tournament Champion (1933); ACC Regular Season (1970); ACC Champion (1971); SEC Regular Season (1997); SEC East Division Co-Champions (2009)

TEAM INFORMATION

2014-15 Record 17-16
Southeastern Conference Record/Finish 6-12/t-11th
SEC Tournament Record 2-1
Postseason N/A
Letterwinners Returning/Lost..... 8/4
Starters Returning/Lost 4/1
**based on final game starters from 2014-15 season*
Newcomers 7
Roster Breakdown 4 seniors, 3 juniors, 2 sophomores, 7 freshmen

SCOUTING KENTUCKY

The Wildcats enter Saturday's contest with an 18-6 overall record, which includes an 8-3 mark in SEC games, after UK most recently posted an 82-48 win vs. Georgia on Tuesday in Lexington. Three average double-figure points for the Wildcats, let by freshman guard Jamal Murray's 18.5 per game. Sophomore guard Tyler Ulis (16.2) and senior forward Alex Poythress (10.0) also average over 10 points per game. Poythress' 6.6 rebounds per outing also mark a team high. Murray averages slightly better in league games at 20.9 per outing, which ranks third in the league. The Wildcats pace the conference in overall games with 5.8 blocks per game, which is 11th nationally, and UK is also one of the top rebounding teams in the league with a +6.2 rebound margin, second only to South Carolina's +8.6 per game. Kentucky is led by head coach John Calipari in his seventh season.

UP NEXT

The Gamecocks travel to Missouri for a matchup vs. the Tigers next Tuesday (Feb. 16), before returning home to host Florida on Saturday, Feb. 20. The game at Mizzou marks the second meeting between the two schools this season, as the Gamecocks posted an 81-72 win vs. the Tigers in Columbia, S.C., on Jan. 16. Carolina's game vs. the Gators marks the lone meeting between the two schools this season. Game time at Mizzou is set for 7 p.m. ET, while the Florida game will tip at Noon ET.

GAMECOCK DEFENSE

Gamecock opponents average just 68.8 points per game this season against the Carolina defense, which also forces an average of 15.4 turnovers per game, and collects 7.1 steals per game. Below is a quick look at where the Gamecocks rank in the SEC (overall games) in a selection of defensive categories (through Feb. 10 games):

Scoring Defense: 7th, 68.8 opp. points per game (Texas A&M 1st with 65.3 per game)
FG Percent Defense: 3rd, 39.3 percent (Vanderbilt 1st with 37.9 percent)
Rebounding Defense: 2nd, 33.1 opponent rebounds per game (Kentucky 1st with 32.7 per game)
Steals: 5th, 7.1 per game (Ole Miss 1st with 8.0 per game)
Defensive Rebound Percent: 1st, 71.9 percent (658 defensive rebs., compared to 257 opponent offensive rebs. per game)

GAMECOCK OFFENSE

South Carolina has scored at least 80 points in 12 of 24 games this season, capped by its 94-point effort vs. Hofstra and LSU. Last season, Carolina eclipsed the 80-point mark just four total times. Below is a quick look at where the Gamecocks rank in the SEC (overall games) in a selection of offensive categories (through Feb. 10 games):

Scoring: 4th, 78.0 points per game (Arkansas 1st with 81.3 per game)
Scoring Margin: 4th, +9.2 margin (Kentucky 1st with +11.2)
Offensive Rebounds: 1st, 14.3 per game

BY THE NUMBERS

5 - Rookie forward Raymond Doby saw seven minutes of action in the victory vs. LSU, scoring five points to help the Gamecocks in a critical stretch in the second half. Doby scored three of those points at the foul line, while also dishing an assist and grabbing a steal.
25/24 - Junior guard Sindarius Thornwell tallied 25 points in the win at Texas A&M last Saturday and 24 in the Wednesday matchup vs. LSU. It marked the first back-to-back 20-point performances for Thornwell since his rookie season of 2013-14.
4 - Junior guard Duane Notice hit four 3s in the win vs. LSU, marking his first game with more than two threes since the Jan. 19 Ole Miss contest. Notice finished with 15 points and two steals vs. LSU.
8+ - In its 25 seasons in the SEC the Gamecocks have won eight or more SEC games just six times, including this season.
31 - The Gamecocks bench accounted for 31 points in the win vs. LSU, the most bench points scored for Carolina during the SEC campaign.
13 - South Carolina's 13 home wins this season are the most since the 2008-09 Gamecocks went 16-3 at Colonial Life Arena.
2 - Senior forward Mindaugas Kacinas hit a pair of 3s in the Gamecock upset win at Texas A&M on Feb. 6. He had only made one three in the previous nine SEC games to start the league campaign in 2016.
22 - The Gamecocks dished 22 assists on 30 made baskets in the win at Texas A&M. The second-most assists in a game this season for Carolina (24 vs. Lipscomb).
9 - Junior guard Sindarius Thornwell matched a career high with nine assists in the win at Texas A&M. For the year, Thornwell leads the Gamecocks with 3.7 assists per game.
6-6/5-5 - In the win at A&M, senior forward Michael Carrera reached his 1,000th career point, hitting 6-of-6 from the field, and 5-of-5 from the 3-point line. His five made 3s marked a new career high.
68 - Junior guard Duane Notice is just 68 points away from reaching 1,000 for his career.

48.7% - In overall games this season senior forward Michael Carrera has hit 38-of-78 attempts from 3-point range, 48.7 percent.

10+ - At least two Gamecocks have reached double-figure scoring in every game this season, with the exception of the Alabama contest on Jan. 13.

50+ - South Carolina has four games with at least 50 rebounds this season, including 51 on Jan. 26 vs. Mississippi State and 50 vs. Alabama on Jan. 23.

25 - Carolina out-rebounded Mississippi State by 25 on Jan. 26, the biggest margin for the Gamecocks since out-rebounding The Citadel by 24 on Nov. 12, 2007. A span of 271 games.

34 - Senior forward Michael Carrera's 34 points against Mississippi State were the most scored by a Gamecock since Brenton Williams tallied 32 in a road contest at Missouri on Jan. 25, 2014.

10 - Senior forward Mindaugas Kacinas pulled down 10 rebounds to go along with seven points in the win vs. MSU. It marked Kacinas' 15th career game with double-figure rebounds and his third of the season.

18 - Rookie guard Jamall Gregory played a season high 18 minutes in Carolina's win at Ole Miss on Jan. 19. Gregory scored four points, including a highlight reel dunk in the second half, while also pulling down five rebounds. He also aided the Gamecock offense with two assists against zero turnovers in the contest.

11 - South Carolina trailed by as many as 11 points in the matchup at Ole Miss before the comeback win. It was Carolina's first comeback win in a true road game after trailing by double-digits since posting a 58-55 win at Clemson on Dec. 4, 2011. The Gamecocks trailed the Tigers by 10 in that contest.

5 - In scoring a team high 22 points at Auburn, Thornwell hit a career high five 3s. It was the most made 3s in a game by a Gamecock since classmate Duane Notice hit his own career high five vs. Clemson last season.

+8.6 - The Gamecocks have out-rebounded 20 of 24 opponents this season by a mark of +8.6 rebounds per game, which leads the SEC and ranks 16th nationally.

53: Carolina's 53 rebounds versus Memphis marked the most for the Gamecocks in a game since pulling down 55 vs. USC Upstate on Nov. 23, 2010.

12-12: Junior guard Duane Notice hit 12-of-12 from the free throw line in the Jan. 2 win vs. Memphis. It marked career highs for Notice in both makes and attempts, and the top mark by a Gamecock this season.

7 - Freshman forward Eric Cobb pulled down a team high seven rebounds in the win vs. Francis Marion, which also marked a season high for him.

34 - South Carolina ranks 34th in the most recent ESPN BPI (Feb. 11), which accounts for the final score, pace of play, site, strength of opponent and absence of key players in every Division I men's game.

3 - Junior guard Duane Notice hit three 3s in the Feb. 10 win vs. LSU. It marked the 17th time in his career that he has hit at least three from beyond the arc in a game.

37 - 37 opposing players have fouled out through Carolina's first 24 games, and opponents are averaging 24.8 fouls committed this season. A deep bench has helped the Gamecocks have just seven DQs so far this season, with an average of 20.5 fouls per game.

36 - South Carolina trailed for only 36 seconds in three games at the Paradise Jam, all against Hofstra.

48.4% - The Gamecocks shot 48.4 percent from the floor in three games at the Paradise Jam, led by senior forward Mindaugas Kacinas' 65.5 percent (19-29) at the event.

37 - South Carolina's 37 made shots vs. Hofstra were the most for the Gamecocks under the direction of Frank Martin and the most since posting 35 makes vs. Elon on Nov. 19, 2010.

3.0 - In the spring of 2015 the Gamecocks posted their fifth-straight semester of a 3.0 cumulative team GPA or higher.

SERIES VS. KENTUCKY

Kentucky holds a 49-11 upperhand in the all-time series with South Carolina, including a 21-7 advantage in games played in Columbia. South Carolina most recently defeated the Wildcats 72-67 during the 2014 SEC regular season. Below is a breakdown of the last 10 meetings between the two schools.

KENTUCKY (11-49)

H: 7-21; A: 2-26; N: 2-4

J. 26, 2010	H	68-62	W	
F. 25, 2010	A	61-82		L
J. 22, 2011	H	58-67		L
F. 19, 2011	A	59-90		L
J. 7, 2012	A	64-79		L
F. 4, 2012	H	52-86		L
F. 5, 2013	A	55-77		L
M. 1, 2014	H	72-67	W	
J. 24, 2015	H	43-58		L
F. 14, 2015	A	43-77		L

CAROLINA TRENDS UNDER MARTIN

Gamecock trends under Frank Martin ...

- South Carolina is 39-28 when posting at least six made 3s in a game.
 - South Carolina posted a season high 12 made 3s in the upset road win at No. 8/8 Texas A&M on Feb. 6.
- South Carolina is 53-22 when scoring more points in the paint than its opponent.
 - The Gamecocks posted a 2015-16 season high 54 points in the paint vs. Lipscomb.
- South Carolina is 54-27 when holding its opponents to under 45 percent from the field.
 - South Carolina has held 19 of 24 opponents under 45 percent from the field this season.
- South Carolina is 53-25 when out-rebounding its opponent.
 - The Gamecocks out-rebounded Mississippi State by 25 in the Jan. 26 win vs. the Bulldogs.

MARTIN EARNS MID-SEASON HONOR

South Carolina head men's basketball coach Frank Martin is the recipient of the Jim Phelan Award Mid-Season Honors, as announced by College Insider in January. The Phelan Award is presented annually to the top coach in Division I men's basketball. The award is named in honor of Jim Phelan who coached his entire career at Mount Saint Mary's University. He led the Mountaineers to the 1962 NCAA Men's Division II Basketball Championship.

CARRERA MAKES GAMECOCK HISTORY VERSUS MISSISSIPPI STATE

Senior forward Michael Carrera averaged 27.0 points and 13.0 rebounds when he made Gamecock history last week, posting the first 30-point, 10-rebound game for Carolina since the Gamecocks joined the SEC with a career high 34 points and matching a career high with 15 rebounds in the win vs. Mississippi State. Carrera was 10-of-16 from the floor in the game, which included a pair of 3s, while he was also 12-of-15 from the free throw line. Carrera also blocked a season high three shots. The win vs. the Bulldogs gave Carolina 18 for the season the most since the 2008-09 campaign when the Gamecocks won 21 games. Carrera followed with another team-leading performance in the win vs. Alabama, posting his second-straight double-double and his third-straight 20-point game. He posted another fantastic effort from the charity stripe, hitting 12-of-14 attempts, while he also dished three assists and collected two steals in the win. Down by as many as 14 with 10 minutes remaining in the second half, Alabama pulled to within six with just over four minutes remaining, but Carrera responded, hitting a crucial 3 on the next Carolina possession to push the Gamecock lead back to nine with four minutes remaining. Carrera was a perfect 6-of-6 from the charity stripe in the final five minutes of the win vs. the Crimson Tide.

LSU GAME NOTES

- The 21 wins and eight in conference play are the most since 2008-09. This is Carolina's first win over LSU since 2013, the Tigers had won the previous three meetings. The team's 94 points in the win are the most scored in the series since putting up 106, which coincidentally also came on February 10 (of 1996).
- P.J. Dozier had one of his best games in SEC play, finishing with 12 points, three assists and zero turnovers. He would score 10 second-half points to give him his first game with double-digit points since getting 11 against Missouri.
- The offense racked up 94 points, matching a season high. As a team, Carolina shot 55 percent (17-of-31) in the second half and made 4-of-8 3-pointers.

TEXAS A&M GAME NOTES

- This is the 16th 20-win season in program history.
- Michael Carrera surpassed 1,000 career points in the win, making him the 43rd player in program history to reach the milestone. Sindarius Thornwell hit 1,000 points earlier this season against Vanderbilt.
- The team's previous season high for 3-pointers was nine. The last time Carolina made 10 or more 3s in a game was last season against Auburn (March 12).
- The last road win against a top 10 team came at No. 6/7 Florida on Feb. 8 of 2006.
- Tonight was Carrera's fourth 20-point game of the season and Thornwell's third. All four of Carrera's 20-point games have come in the last five outings.

GEORGIA GAME NOTES

- Carolina had two players with double-doubles for the first time since Jan. 16, 2013, at LSU (Michael Carrera and Lakeem Jackson). Carrera now has three straight games with a double-double, six for the season. Thornwell now has two this season, five for his career.

- Sindarius Thornwell matched his career high with 11 rebounds. He has reached mark three times in his career, with the last coming at Mississippi State on March 8, 2014. Carolina has lost six of the last seven meetings at Stegeman Coliseum, dating back to 2010.

- The team's 31.6 percent success rate on field goals is tied for the lowest of the season. This is just the second time through 22 games that the team failed to reach 60 points.

ALABAMA GAME NOTES

- Now 6-2 in league play, the Gamecocks matched their SEC win total from all of last season. The 19 wins are the most since getting to 21 in 2008-09.

- With 12 straight wins at Colonial Life Arena this season, the team has its longest home win streak since the 1997-98 group won 13 straight.

- The Gamecocks attempted 46 free throws for the game, the fourth time this season with 40 or more attempts in a game.

- With the win, Carolina has won four straight at home in the series (dating back to 2010). The team's 78 points were the most in a game against the Tide since 2009.

- Alabama scored just four points off 11 Carolina turnovers, the lowest by an opponent this season since Drexel had two points off turnovers on Dec. 15.

- Over the last three games, Michael Carrera is averaging 23.8 points and 10.8 points per game.

- After pulling down 50 rebounds tonight, the Gamecocks finished with 50 rebounds in back-to-back games and now have reached the mark four times this season. The high for all of last season was 49.

KACINAS EARNS SEC PLAYER OF THE WEEK

Senior Mindaugas Kacinas was named the SEC Player of the Week on Monday, Nov. 30, his second-career weekly honor, after earning Freshman of the Week honors in 2012. The forward from Klaipeda, Lithuania, averaged 13.0 points and 7.0 rebounds per game the previous week in helping to lead the Gamecocks to two victories vs. Tulsa and Lipscomb, extending their win streak to six games to start the season. Kacinas scored 11 points and pulled down eight rebounds en route to a place on the Paradise Jam All-Tournament Team when the Gamecocks defeated previously unbeaten Tulsa and he provided 15 points, hitting 7-of-10 attempts from the floor, while also pulling down six rebounds in the win vs. Lipscomb.

KACINAS SHINES AT PARADISE JAM

Senior forward Mindaugas Kacinas put together one of the best stretches of his career in the Garnet and Black in three games at the U.S. Virgin Islands Paradise Jam. Kacinas paced the Gamecocks with a career high 23 points in the opening-round win vs. DePaul, hitting career marks with 10 makes on 15 attempts at the free throw line. He followed with an 18-point, 5-rebound effort in the win vs. Hofstra, hitting 9-of-10 from the floor. He concluded tournament action as one of five Gamecocks in double figures with 11 and eight rebounds in the championship win vs. Tulsa. For the event, he averaged a team high 17.3 points per game.

CHATKEVICIUS' CAREER NIGHT

Senior forward Laimonas Chatkevicius was the star of Carolina's 84-66 win vs. Oral Roberts on Nov. 16, posting his first-career 20-point effort en route to a career best 27 points. He hit career marks with nine made field goals on 14 attempts, while also pulling down six rebounds. Chatkevicius has steadily improved his numbers during his time in the Garnet and Black. He averaged 4.4 and 4.8 points, respectively, as a freshman and sophomore, before nearly doubling that mark with 8.6 points and 5.2 rebounds per game last season.

KACINAS NOMINATED FOR NABC GOOD WORKS TEAM

Senior forward Mindaugas Kacinas is one of 257 nominees for the NABC Good Works Team, an award which shines a spotlight on student-athletes who have shown dedication to service in their communities. Kacinas has been involved in numerous community service projects during his time at South Carolina. He has visited Transitions, a shelter in Columbia that helps prepare meals for the homeless, assisted Ronald McDonald House with household chores as well as baking and making care packages for the families. He has participated in several food drives and basketball clinics and been involved with the Special Olympics on numerous occasions, running drills, helping with a basketball tournament and playing games with the Special Olympics

athletes. Kacinas has spent time reading to children at local elementary schools, participated in the Make-A-Wish Foundation and joined his teammates for two consecutive years in projects for the "8K in 8 Days" campaign. Most recently, the team contributed to the community following the historic flooding in Columbia, visiting a local Red Cross Shelter to help make care packages for families in need.

THORNWELL NAMED TO PRESEASON SQUAD

The Southeastern Conference unveiled its 12th annual men's basketball coaches preseason All-SEC teams prior to the start of the season, and it was announced that Carolina junior guard Sindarius Thornwell was named to the second team. It marks the second-straight season that Thornwell has garnered second-team preseason honors from the coaches. Thornwell scored 11.1 points per game last season, while he also pulled down a career high 4.9 rebounds and collected 1.3 steals per game.

SEC PRESEASON POLL

The SEC released its preseason poll for the upcoming 2016 league campaign prior to the start of the season, and it was announced that the Gamecocks were predicted to finish seventh by a panel of both SEC and national media members. It was the highest predicted finish for Carolina since the league combined its East and West Divisions into one beginning with the 2012 league season. The media predicted Kentucky to win the SEC in 2016, followed by Vanderbilt, Texas A&M, LSU, Georgia, Florida and the Gamecocks.

SEC TOURNAMENT

The SEC Men's Basketball Tournament returns to Bridgestone Arena in Nashville in 2016. It will be the sixth time that the arena has served as the host of the SEC Tournament, having also hosted in 2001, 2006, 2010, 2013 and 2015. Also the home of the NHL's Nashville Predators, Bridgestone Arena has the distinction of being one of the busiest venues in the United States over the past decade and a half, hosting more than 18 million guests during that time. Seating capacity is approximately 19,395 for basketball games. The winner of the 13-game tournament receives the SEC's automatic bid to the NCAA Tournament. The tournament seeds are determined by the 18-game conference schedule during the regular season. Teams are seeded 1-14 based on their regular season conference finish.

NON-CONFERENCE SCHEDULE

The Gamecocks finished the 2015-16 non-conference schedule with an undefeated record at 13-0. Carolina's non-conference slate featured five teams picked in the top half of their respective league preseason polls, including Hofstra, who was picked to win the Colonial Athletic Association. The lineup also featured three teams that had their conference preseason player of the year in Jeff Short (Norfolk State/MEAC), Obi Emegano (Oral Roberts/Summit League) and Juan'ya Green (Hofstra/CAA). Tulsa, Lipscomb and Western Carolina also had players selected to their conference preseason team of the year.

KEITA SIGNS WITH GAMECOCKS

South Carolina head men's basketball coach Frank Martin announced the signing of **Sedee Keita (F - 6-9 - 215 - Philadelphia, Pa. - 22ft Basketball Academy (Greenville, S.C.))** to a National Letter of Intent during the fall signing period to join the Carolina basketball team. Keita will join the Gamecocks for the 2016-17 campaign and will have four years of eligibility beginning next fall.

Sedee Keita (F - 6-9 - 215 - Philadelphia, Penn. - 22ft Basketball Academy (Greenville, S.C.))

Noted as an athletic power forward who has a strong frame and good mobility and agility for his size ... A four-star recruit according to ESPN.com and rated the 78th player in the ESPN100 ... Also a four-star recruit according to Rivals.com and the No. 82 prospect overall ... Plays at 22ft Basketball Academy for coach Ryan Schmidt in Greenville, S.C. ... Native of Philadelphia.

LAST TIME VS. KENTUCKY
KENTUCKY

LEXINGTON, Ky. - The Gamecock men's basketball team ran into a hot-shooting Kentucky side, and the No. 1-ranked Wildcats led wire-to-wire in a 77-43 win. Sindarius Thornwell led Carolina 12-12, 3-9 SEC) in scoring with 20 points, but Kentucky (25-0, 12-0) dominated the paint on both ends of the floor to remain undefeated on the year.

An early dry spell from the field would put the Gamecocks behind, with a six-minute, 30-second stretch without a field goal. Tyrone Johnson opened the team's scoring with a basket for a 4-2 deficit, but the team's next make would not come until a 3-pointer from Demetrius Henry with 11:24 to play and the Wildcats up 18-3. The basket was Henry's first-ever make from deep.

The Wildcats were strong in the paint for the opening 20 minutes, hitting 60 percent of its two-point field goal attempts (15-25). They would finish with 24 points in the paint for the first half and held Carolina to just four. The home side carried a 43-18 lead into the halftime break.

Though it would not score as efficiently as it had in the first half, Kentucky's defense would continue to harass the Gamecocks. Though they would only turn the ball over nine times, four fewer than Kentucky, the sizable height disadvantage ensured that every shot taken would come under duress.

Thornwell would score 14 of his 20 in just 15 minutes of the second half, despite playing for much of it with four fouls. Kentucky would only outscore the Gamecocks 34-25 in the final 20 minutes, but for the afternoon, the Wildcats held a 34-16 advantage in points in the paint and shot 50 percent overall.



Official Basketball Box Score -- Game Totals -- Final Statistics
South Carolina vs Kentucky
02/14/15 2:00 pm at Rupp Arena - Lexington, Ky.

South Carolina 43 • 12-12, 3-9

##	Player	Total			3-Ptr			Rebounds			PF	TP	A	TO	Blk	Stl	Min
		FG-FGA	FG-FGA	FT-FTA	Off	Def	Tot	Off	Def	Tot							
14	CHATKEVICIUS, L.	r	1-3	1-2	0-0	0	0	0	5	3	0	0	1	0	0	14	
24	CARRERA, Michael	r	0-4	0-2	0-0	2	3	5	1	0	0	0	1	0	0	28	
00	THORNWELL, Sindarius	g	5-17	1-4	9-11	1	4	5	4	20	0	4	0	2	34		
04	JOHNSON, Tyrone	g	1-6	0-1	0-0	3	1	4	3	2	1	4	0	0	26		
10	NOTICE, Duane	g	2-12	0-5	2-2	0	0	0	2	6	2	0	0	0	35		
12	SHEPPARD, Shamiel		0-1	0-0	0-0	0	0	0	1	0	0	0	0	0	3		
15	THEUS JR., Reggie		0-0	0-0	0-0	0	0	0	0	0	0	0	0	0	1		
20	MCKIE, Justin		0-1	0-1	0-0	0	1	1	1	0	0	0	0	0	5		
21	HENRY, Demetrius		2-2	1-1	0-0	0	0	0	2	5	0	0	0	0	13		
25	KACINAS, Mindaugas		1-5	0-2	3-4	2	2	4	0	5	0	1	0	1	24		
35	STEELE, Brian		1-4	0-2	0-0	0	0	0	2	2	0	0	0	0	17		
Team						2	0	2									
Totals			13-55	3-20	14-17	10	11	21	21	43	3	9	2	3	200		

FG % 1st Half: 5-24 20.8% 2nd half: 8-31 25.8% Game: 13-55 23.6% Deadball Rebounds
3FG % 1st Half: 2-12 16.7% 2nd half: 1-8 12.5% Game: 3-20 15.0% 3.1
FT % 1st Half: 6-8 75.0% 2nd half: 8-9 88.9% Game: 14-17 82.4%

Kentucky 77 • 25-0, 12-0

##	Player	Total			3-Ptr			Rebounds			PF	TP	A	TO	Blk	Stl	Min
		FG-FGA	FG-FGA	FT-FTA	Off	Def	Tot	Off	Def	Tot							
12	Karl-Anthony Towns	f	3-3	0-0	3-4	1	3	4	3	9	0	2	1	0	17		
15	Willie Cauley-Stein	f	6-10	0-0	2-4	3	4	7	2	14	0	0	0	2	22		
41	Trey Lyles	f	3-5	0-2	2-2	3	1	4	2	8	0	0	0	0	21		
02	Aaron Harrison	g	4-8	1-4	2-2	0	0	0	11	2	0	0	0	23			
05	Andrew Harrison	g	2-8	1-3	4-4	0	4	4	2	9	6	3	1	0	25		
00	Marcus Lee		2-4	0-0	0-0	1	3	4	2	4	3	0	2	0	19		
01	Devin Booker		3-5	2-2	1-2	1	3	4	0	9	1	2	0	0	20		
03	Tyler Ulis		0-3	0-2	0-0	1	2	3	1	0	3	1	0	0	22		
24	EJ Floreal		0-0	0-0	0-0	0	0	0	0	0	0	0	0	0	2		
25	Dominique Hawkins		1-1	1-1	0-2	0	0	0	1	3	0	0	0	0	4		
35	Derek Willis		0-0	0-0	0-0	0	0	0	1	0	1	1	0	0	4		
44	Dakari Johnson		3-7	0-0	4-4	4	9	13	1	10	1	4	2	0	21		
Team						1	1	2									
Totals			27-54	5-14	18-24	15	30	45	15	77	17	13	6	2	200		

FG % 1st Half: 17-30 56.7% 2nd half: 10-24 41.7% Game: 27-54 50.0% Deadball Rebounds
3FG % 1st Half: 2-5 40.0% 2nd half: 3-9 33.3% Game: 5-14 35.7% 6.2
FT % 1st Half: 7-8 87.5% 2nd half: 11-16 68.8% Game: 18-24 75.0%

Officials: Mark Whitehead, Terry Moore, Olandis Poole
Technical fouls: South Carolina-None. Kentucky-None.
Attendance: 24305

Score by periods	1st	2nd	Total
South Carolina	18	25	43
Kentucky	43	34	77

Points	In Paint	Off T/O	2nd Chance	Fast Break	Bench
SC	16	10	3	0	12
UK	34	12	14	4	26

Last FG - SC 2nd-00:14, UK 2nd-00:35.
Largest lead - SC None, UK by 39 2nd-04:27.
SC led for 00:00, UK led for 39:43, Game was tied for 00:17.

Score tied - 0 times.
Lead changed - 0 times.

ROSTER BREAKDOWN

Returning Starters (4)

Michael Carrera
Laimonas Chatkevicius
Duane Notice
Sindarius Thornwell
**based on final game of 2014-15 season*

Returning Letterwinners (8)

Michael Carrera
Laimonas Chatkevicius
Mindaugas Kacinas
Justin McKie
Duane Notice
Brian Steele
Marcus Stroman
Sindarius Thornwell

Guards (9)

TeMarcus Blanton
PJ Dozier
Jamall Gregory
Justin McKie
Duane Notice
John Ragin
Brian Steele
Marcus Stroman
Sindarius Thornwell

Forwards (7)

Michael Carrera
Laimonas Chatkevicius
Eric Cobb
Raymond Doby
Jarrell Holliman
Mindaugas Kacinas
Chris Silva

By Height

Jamall Gregory (6-2)
Duane Notice (6-2)
John Ragin (6-2)
Marcus Stroman (6-2)
Justin McKie (6-4)
TeMarcus Blanton (6-5)
Michael Carrera (6-5)
Brian Steele (6-5)
Sindarius Thornwell (6-5)
Raymond Doby (6-6)
PJ Dozier (6-6)
Jarrell Holliman (6-7)
Mindaugas Kacinas (6-7)
Eric Cobb (6-9)
Chris Silva (6-9)
Laimonas Chatkevicius (6-11)

2015-16 SOUTH CAROLINA MEN'S BASKETBALL ROSTER

Alphabetical Roster

No.	Name	Pos.	Ht.	Wt.	Cl.	Exp.	Hometown/High/Last School
5	TeMarcus Blanton	G	6-5	215	R-FR	HS	Locust Grove, Ga./Luella
24	Michael Carrera	F	6-5	214	SR	3VL	Anzoátegui, Venezuela/Montrose Christian School
14	Laimonas Chatkevicius	F	6-11	245	SR	3VL	Klaipeda, Lithuania/South Kent School
23	Eric Cobb	F	6-9	296	FR	HS	Jacksonville, Fla./St. Francis Academy (Maryland)
2	Raymond Doby	F	6-6	233	FR	HS	Cahokia, Ill./Montrose Christian/St. John's Northwestern Military Acad. (Wisconsin)
15	PJ Dozier	G	6-6	200	FR	HS	Columbia, S.C./Spring Valley
4	Jamall Gregory	G	6-2	202	FR	HS	Washington, D.C./Coolidge/Elev8 Institute (Florida)
31	Jarrell Holliman	F	6-7	200	R-SO	1VL	Alpharetta, Ga./Alpharetta/Elmhurst College
25	Mindaugas Kacinas	F	6-7	229	SR	3VL	Klaipeda, Lithuania/Word of Life Fire Traditional School
20	Justin McKie	G	6-4	197	JR	2VL	Columbia, S.C./Irmo
10	Duane Notice	G	6-2	218	JR	2VL	Woodbridge, Canada/St. Michael's/St. Thomas More (Oakdale, Conn.)
21	John Ragin	G	6-2	177	FR	HS	Eastover, S.C./Cardinal Newman
30	Chris Silva	F	6-9	220	FR	HS	Libreville, Gabon/Roselle (N.J.) Catholic
35	Brian Steele	F	6-5	204	SR	3VL	Greenville, S.C./Wade Hampton School
1	Marcus Stroman	G	6-2	185	SO	1VL	Columbia, S.C./Keenan
0	Sindarius Thornwell	G	6-5	215	JR	2VL	Lancaster, S.C./Oak Hill Academy

Numerical Roster

No.	Name	Pos.	Ht.	Wt.	Cl.	Exp.	Hometown/High/Last School
0	Sindarius Thornwell	G	6-5	215	JR	2VL	Lancaster, S.C./Oak Hill Academy
1	Marcus Stroman	G	6-2	185	SO	1VL	Columbia, S.C./Keenan
2	Raymond Doby	F	6-6	233	FR	HS	Cahokia, Ill./Montrose Christian/St. John's Northwestern Military Acad. (Wisconsin)
4	Jamall Gregory	G	6-2	202	FR	HS	Washington, D.C./Coolidge/Elev8 Institute (Florida)
5	TeMarcus Blanton	G	6-5	215	R-FR	HS	Locust Grove, Ga./Luella
10	Duane Notice	G	6-2	218	JR	2VL	Woodbridge, Canada/St. Michael's/St. Thomas More (Oakdale, Conn.)
14	Laimonas Chatkevicius	F	6-11	245	SR	3VL	Klaipeda, Lithuania/South Kent School
15	PJ Dozier	G	6-6	200	FR	HS	Columbia, S.C./Spring Valley
20	Justin McKie	G	6-4	197	JR	2VL	Columbia, S.C./Irmo
21	John Ragin	G	6-2	177	FR	HS	Eastover, S.C./Cardinal Newman
23	Eric Cobb	F	6-9	296	FR	HS	Jacksonville, Fla./St. Francis Academy (Maryland)
24	Michael Carrera	F	6-5	214	SR	3VL	Anzoátegui, Venezuela/Montrose Christian School
25	Mindaugas Kacinas	F	6-7	229	SR	3VL	Klaipeda, Lithuania/Word of Life Fire Traditional School
30	Chris Silva	F	6-9	220	FR	HS	Libreville, Gabon/Roselle (N.J.) Catholic
31	Jarrell Holliman	F	6-7	200	R-SO	1VL	Alpharetta, Ga./Alpharetta/Elmhurst College
35	Brian Steele	F	6-5	204	SR	3VL	Greenville, S.C./Wade Hampton School

Head Coach: Frank Martin (Florida International, '93)

Associate Head Coach/Recruiting Coordinator: Matt Figger (Eastern Kentucky, '95)

Assistant Coach: Perry Clark (Gettysburg, '74)

Assistant Coach: Lamont Evans (Kansas State, '09)

Director of Basketball Operations: Andy Assaley (Cincinnati, '96)

Strength & Conditioning Coach: Scott Greenawalt (Muskingum College, '98)

Athletic Trainer: Mark Rodger (Buffalo, '01)

Video Coordinator: Patrick Schulte (Kansas State, '13)

Student-Athlete Development: Doug Edwards (Florida State, '07)

Special Assistant to the Head Coach: Jarett Gerald (South Carolina, '11)

Associate Media Relations Director: Emily Miles (Feeney) (Ball State, '03)

TOP RETURNING ...


Scorer..... Notice, 11.7 ppg
Rebounder Carrera, 5.7 rpg
Assist Maker..... Stroman, 3.1 apg
FG Shooter *..... Kacinas, 56.1%
3-Point FG Shooter \$..... Notice, 36.3%
FT Shooter \$..... Notice, 79.1%
Shot Blocker..... Chatkevicius, 1.3 bpg
Steal Maker Thornwell, 1.3 spg

* at least 100 attempts

\$ at least 50 attempts

PRONUNCIATION GUIDE.

Lie-moan-us Ha-kev-a-chus
Justin MACK-ee
Min-dawg-us Kye-chin-is



HEAD COACH FRANK MARTIN

HEAD COACH | NINTH SEASON OVERALL | 183-111 (.622) | FOURTH SEASON AT SOUTH CAROLINA | 66-57 (.536)

THE MARTIN FILE

COACHING

Experience

31st year

College Experience

16th season

College Head Coach Experience

9th season

Hire Date At Carolina

March 27, 2012

PERSONAL

Hometown

Miami, Fla.

Alma Mater

Florida International, 1993 (B.A. Physical Ed.)

Family

Wife, Anya

Children, Brandon, Amalia and Christian

COACHING RESUME

High School

Miami Senior High, 1985-93

Varsity Boys' Assistant Coach

Junior Varsity Boys' Head Coach

North Miami High, Head Coach, 1993-95

Miami Senior High, Head Coach, 1995-98

B.T. Washington High, Head Coach, 1999-2000

College Assistant Coach

Northeastern, 2000-04

Cincinnati, 2004-06

Kansas State, 2006-07

College Head Coach

Kansas State, 2007-12

South Carolina, 2012-present

Frank Martin was named the head men's basketball coach at the University of South Carolina on March 27, 2012, becoming the 32nd head coach in the history of the South Carolina program, which enters its 108th season as a varsity sport in 2015-16. Martin owns a 162-108 (.600) overall record as a head coach, entering his ninth season overall, and fourth season at South Carolina.

During his first season (2012-13) in Columbia, Martin led his squad to a 14-18 record, which included a 4-14 mark in SEC contests. The Garnet and Black captured the Hoops For Hope Classic tournament crown after posting a 4-0 record competing in the event with home victories over Milwaukee and Rider, before defeating Missouri State in overtime, and UALR in Puerto Vallarta, Mexico, over the Thanksgiving holiday. Freshman forward Michael Carrera was honored after the conclusion of the regular season with selection to the 2013 SEC All-Freshman Team, as voted on by the league's head coaches. During the spring of 2013, the Gamecock coaching staff signed seven freshmen, while welcoming Villanova transfer Ty Johnson to the team, a recruiting class which ranked No. 23 in the nation according to ESPN.com.

Martin's second season (2013-14) leading the Gamecocks saw the squad win four of its final six games of the year, including two games in the SEC Tournament, marking the first Tournament wins for the Gamecocks since the 2008 campaign. Martin and his staff put together a non-conference schedule that challenged his team to prepare for the rigors of the SEC campaign. The Gamecocks posted several quality victories, including a win versus Saint Mary's at the Hawaiian Airlines Diamond Head Classic in December, and home victories versus Alabama, Vanderbilt and No. 17 Kentucky to name a few.

Martin tutored his second SEC All-Freshman Team honoree in as many seasons, as rookie guard Sindarius Thornwell led all freshmen in the SEC in league games in points (15.6) and assists (4.0) to earn a spot on the postseason team. Thornwell also garnered three SEC Freshman of the Week awards, and was named the Feb. 18 Wayman Tisdale National Freshman of the Week.

South Carolina put together a 9-3 non-conference record in 2014-15, entering SEC play receiving votes in both the Coaches and AP Top 25 polls for the first time since 2006 and 2009, respectively. Martin led his Gamecocks to a thrilling upset win over No. 9/9 Iowa State at the Barclays Center in Brooklyn, N.Y., on Jan. 3, marking Carolina's first win over a top-10 opponent since the 2009-10 campaign. The Gamecocks ranked as high as fourth in the nation in opponent field goal percentage during the season, and finished the campaign holding opponents to just 38.7 percent from the field, which ranked 13th nationally. Sophomore guards Duane Notice and Sindarius Thornwell each picked up an SEC Player of the Week honor during the campaign, and for the second-straight season, the Gamecocks won four of their final six games and won two contests in the SEC Tournament, advancing to the quarterfinal round.

Carolina posted a final record of 17-16 for the 2014-15 campaign, which marked the first winning season for the squad since the 2008-09 season, while Carolina's six SEC wins marked the highest since 2010 as well. Martin also announced during the summer, that his team had completed its fifth-straight semester with a cumulative team GPA of 3.0 or above in the spring. For its classroom achievements, South Carolina was honored with the NABC's Team Academic Excellence Award, the only SEC team to be named to the list. Individually, three Gamecocks were named to the NABC Honors Court, in juniors Laimonas Chatkevicius and Mindaugas Kacinas, and senior, Austin Constable, who was on his second Honors Court list. South Carolina saw 12 student-athletes named to the SEC Winter Academic, and the SEC First-Year Academic Honor Rolls for the year.

Martin tutored his second SEC All-Freshman Team honoree in as many seasons, as rookie guard Sindarius Thornwell led all freshmen in the SEC in league games in points (15.6) and assists (4.0) to earn a spot on the postseason team. Thornwell also garnered three SEC Freshman of the Week awards, and was named the Feb. 18 Wayman Tisdale National Freshman of the Week.

MARTIN'S CAREER RECORD, YEAR-BY-YEAR

YEAR	RECORD	CONFERENCE (FINISH)	POSTSEASON
2007-08	21-12	10-6 (3rd)	1-1; NCAA Tournament 2nd Round
2008-09	22-12	9-7 (t4th)	1-1; NIT
2009-10	29-8	11-5 (t2nd)	3-1; NCAA Tournament Elite Eight
2010-11	23-11	10-6 (t3rd)	1-1; NCAA Tournament Third Round
2011-12	22-11	10-8 (5th)	1-1; NCAA Tournament Third Round
2012-13	14-18	4-14 (t12th)	-
2013-14	14-20	5-13 (13th)	-
2014-15	17-16	6-12 (t11th)	-
2015-16	21-3	8-3	-
Totals	183-111 (.622)	73-74 (.496)	7-5 (.583)/4 NCAA/1 NIT

GAMECOCKS' RECORD WHEN ...

At home	13-0
On the road	4-3
At neutral sites	4-0
In overtime	1-0
vs. Top 25 team	1-0
vs. Top 10 team	1-0
vs. Top 3 team	0-0
Leading at half	17-0
Trailing at half	3-3
Tied at half	1-0
Shooting 50% or better	6-0
Shooting between 39-49%	13-1
Shooting less than 39%	2-2
Opp. shooting 50% or better	1-0
Opp. shooting between 39-49%	11-2
Opp. shooting less than 39%	9-1
Shooting better than opp.	19-1
Shooting worse than/equal to opp.	2-2
Starters out-score opp. starters	14-0
Opp. starters score/equal more	7-3
Bench out-scores opp. bench	14-2
Opp. bench scores/equals more	7-1
Having more FTs than opp.	17-0
Having equal/less FTs than opp.	4-3
Have more TOs than opp.	6-2
Having equal/less TOs than opp.	15-1
Having more rebounds than opp.	20-0
Having equal/less rebounds than opp.	1-3
Making 6 or more 3FGs	13-1
Having 15 or more assists	6-0
Score more points in paint than opp.	20-2
Scoring equal/less points in paint than opp.	1-1
Scoring more points off TOs than opp.	15-0
Scoring equal/less points off TOs than opp.	6-3
Scoring more 2nd-chance points than opp.	15-1
Scoring equal/less 2nd-chance points than opp.	6-2
Scoring more fast break points than opp.	13-1
Scoring equal/less fast break points than opp.	8-2
Wearing white uniforms	15-0
Wearing Garnet uniforms	5-1
Wearing Black uniforms	1-2
Playing on live TV/live broadcast	21-3
Playing in November	7-0
Playing in December	5-0
Playing in January	7-2
Playing in February	2-1
Playing in March	0-0
Playing a day-game	5-1
Playing a night-game	16-1
Playing on Sunday	1-0
Playing on a Monday	3-0
Playing on a Tuesday	5-1
Playing on a Wednesday	2-1
Playing on a Thursday	0-0
Playing on a Friday	3-0
Playing on a Saturday	7-1
Scoring margin is 5 points or less	3-0
Margin is between 6-10	5-1
Margin is between 11-20	10-1
Margin is more than 20	3-0
Scoring 59 points or less	0-2
Scoring 60-69 points	2-1
Scoring 70-79 points	7-0
Scoring 80-89 points	8-0
Scoring 90-99 points	3-0
Scoring 100+ points	0-0

MISCELLANEOUS

Current streak	W2
Home court streak	W13
Away streak	W1
Neutral court streak	W4

2015-16 SUPERLATIVES

(tied for team lead also included)

Scoring Leaders	'15-16	Career
Sindarius Thornwell	8	30
Michael Carrera	7	20
Duane Notice	2	14
Laimonas Chatkevicius	3	6
Mindaugas Kacinas	3	6
PJ Dozier	1	1
Chris Silva	1	1

Rebounding Leaders	'15-16	Career
Michael Carrera	10	50
Sindarius Thornwell	7	29
Chris Silva	5	5
Laimonas Chatkevicius	3	17
Mindaugas Kacinas	3	24
PJ Dozier	2	2
Eric Cobb	1	1

Assists Leaders	'15-16	Career
Sindarius Thornwell	12	36
Duane Notice	7	31
PJ Dozier	4	4
Michael Carrera	3	3
Marcus Stroman	2	12
Justin McKie	2	2
Mindaugas Kacinas	1	2

Blocks Leaders	'15-16	Career
Laimonas Chatkevicius	10	45
Chris Silva	8	8
Michael Carrera	6	34
Mindaugas Kacinas	4	21
PJ Dozier	4	4
Sindarius Thornwell	4	19
Marcus Stroman	1	3
Jamall Gregory	1	1

Steals Leaders	'15-16	Career
Sindarius Thornwell	9	31
PJ Dozier	7	7
Duane Notice	6	16
Marcus Stroman	6	11
Michael Carrera	4	19
Laimonas Chatkevicius	3	10
Chris Silva	3	3
Mindaugas Kacinas	1	14
John Ragin	1	1
Raymond Doby	1	1

Double-Figure Scoring	'15-16	Career
Sindarius Thornwell	18	62
Michael Carrera	18	43
Duane Notice	15	48
Mindaugas Kacinas	12	26
Laimonas Chatkevicius	9	29
PJ Dozier	7	7
Chris Silva	5	5
Marcus Stroman	1	3

20+ points	'15-16	Career
Sindarius Thornwell	4	13
Michael Carrera	3	4
Duane Notice	1	5
Mindaugas Kacinas	2	2
Laimonas Chatkevicius	1	1

30+ points	'15-16	Career
Michael Carrera	1	1

Double-Figure Rebounding	'15-16	Career
Michael Carrera	6	17
Mindaugas Kacinas	3	14
Laimonas Chatkevicius	2	6
Sindarius Thornwell	2	5
Chris Silva	1	1

5+ assists	'15-16	Career
Sindarius Thornwell	8	16
Duane Notice	2	13
PJ Dozier	2	2
Justin McKie	1	1

3+ steals	'15-16	Career
Sindarius Thornwell	6	13
PJ Dozier	3	3
Duane Notice	2	5
Michael Carrera	1	6
Marcus Stroman	1	2
Chris Silva	1	1

2+ blocks	'15-16	Career
Chris Silva	8	8
Laimonas Chatkevicius	4	27
Michael Carrera	4	23
Mindaugas Kacinas	3	19
PJ Dozier	1	1
Sindarius Thornwell	1	7

Double-Doubles	'15-16	Career
Michael Carrera	6	12
Mindaugas Kacinas	2	5
Sindarius Thornwell	2	5
Laimonas Chatkevicius	2	4

Clutch Free Throws (under 5 min/OT)	FT-FTA	FT%
Chris Silva	2-2	1.000
TeMarcus Blanton	4-4	1.000
Duane Notice	12-14	.857
Michael Carrera	43-53	.811
Mindaugas Kacinas	5-7	.714
Marcus Stroman	7-10	.700
Laimonas Chatkevicius	13-18	.722
Sindarius Thornwell	25-39	.641
PJ Dozier	2-4	.500
Raymond Doby	3-6	.500
Jamall Gregory	3-6	.500
Eric Cobb	0-2	.000
Totals	120-167	.719

Dunks	'15-16
Chris Silva	12
Laimonas Chatkevicius	11
Michael Carrera	7
PJ Dozier	6
Jamall Gregory	4
Mindaugas Kacinas	3
Duane Notice	2
Sindarius Thornwell	2

Miscellaneous

Largest Halftime Lead	SC 31, vs. USF, Dec. 5, 2015
Opp	13, Alabama, Jan. 13, 2016
Smallest Halftime Lead	SC 3, vs. Oral Roberts, Nov. 16, 2015
Opp	1, twice, last at Texas A&M (Feb. 6, 2015)
Fewest Points In First Half	SC 22, vs. Alabama, Jan. 13, 2016
Opp	20, Francis Marion, Dec. 30, 2015
Most Points In First Half	SC 53, vs. USF, Dec. 5, 2015
Opp	51, Lipscomb, Nov. 27, 2015
Fewest Points In Second Half	SC 24, vs. Clemson, Dec. 18, 2015
Opp	25, WCU, Nov. 30, 2015
Most Points In Second Half	SC 55, vs. LSU, Feb. 10, 2016
Opp	49, Tennessee, Jan. 23, 2016
Most Points in Overtime	SC 11, at Ole Miss, Jan. 19, 2016
Opp	8, Ole Miss, Jan. 19, 2016
Largest Margin of Victory	SC 25, vs. Drexel, Dec. 15, 2015
Opp	23, Alabama, Jan. 13, 2016
Smallest Margin of Victory	SC 3, twice, last at Texas A&M (Feb. 6, 2015)
Opp	23, Alabama, Jan. 13, 2016



SOUTH CAROLINA GAMECOCKS

OVERALL: 21-3; SEC: 8-3; HOME: 13-0; AWAY: 4-3; NEUTRAL: 4-0

DATE	OPP.	W/L	SCORE	RECORD (SEC)	POINTS	REBOUNDS	ASSISTS	BLOCKS	STEALS	ATTENDANCE
11/14/15	Norfolk State %	W	84-69	1-0 (0-0)	Thornwell/Notice (14)	Silva (9)	Dozier/Notice (3)	Silva (2)	Thornwell/Dozier (3)	10,623 (paid)
11/16/15	Oral Roberts	W	84-66	2-0 (0-0)	Chatkevicius (27)	Kacinas (13)	Thornwell (7)	Dozier (2)	Notice (2)	9,640 (paid)
11/20/15	vs. DePaul \$	W	76-61	3-0 (0-0)	Kacinas (23)	Thornwell (10)	Carrera (4)	Kacinas (2)	Dozier/Thornwell (2)	1,601
11/22/15	vs. Hofstra \$	W	94-84	4-0 (0-0)	Kacinas (18)	Thornwell/Dozier (9)	Thornwell (6)	Chatkevicius (3)	4 with 1	1,715
11/23/15	vs. RV/RV Tulsa \$	W	83-75	5-0 (0-0)	Chatkevicius (17)	Carrera (9)	Dozier (4)	2 with 1	Thornwell (5)	2,002
11/27/15	Lipscomb	W	92-76	6-0 (0-0)	Chatkevicius (17)	Silva (7)	Thornwell (6)	Silva (2)	Carrera/Notice (3)	8,793 (paid)
11/30/15	Western Carolina	W	76-53	7-0 (0-0)	Kacinas (20)	Kacinas/Silva (11)	McKie (4)	Silva (2)	Stroman (4)	8,957 (paid)
12/5/15	USF	W	81-63	8-0 (0-0)	Carrera (19)	Carrera (7)	Stroman (3)	Silva (3)	Dozier (4)	10,721 (paid)
12/15/15	Drexel	W	79-54	9-0 (0-0)	Dozier (16)	Silva (7)	Thornwell (5)	Chatkevicius (3)	Silva (2)	8,481 (paid)
12/18/15	at Clemson ^	W	65-59	10-0 (0-0)	Carrera (14)	Thornwell (9)	Thornwell (3)	3 with 1	3 with 1	14,446
12/22/15	vs. St. John's &	W	75-61	11-0 (0-0)	Notice (20)	Carrera (12)	Carrera/Thornwell (3)	Dozier (1)	3 with 2	2,355
12/30/15	Francis Marion	W	78-56	12-0 (0-0)	Silva (13)	Cobb (7)	Thornwell (4)	Silva (3)	Dozier (5)	10,401 (paid)
1/2/16	Memphis	W	86-76	13-0 (0-0)	Thornwell (18)	Carrera (11)	Notice (3)	3 with 2	Thornwell (3)	13,035 (paid)
1/5/16	at Auburn *	W	81-69	14-0 (1-0)	Thornwell (22)	Chatkevicius (10)	Thornwell (7)	---	Thornwell (3)	7,556
1/9/16	Vanderbilt *	W	69-65	15-0 (2-0)	Thornwell (19)	Thornwell/Carrera (8)	Notice (4)	3 with 1	Chatkevicius (2)	15,055 (paid)
1/13/16	at Alabama *	L	73-50	15-1 (2-1)	Carrera (14)	Carrera (10)	Notice/McKie (3)	3 with 1	4 with 1	12,443
1/16/16	Missouri *	W	81-72	16-1 (3-1)	Thornwell (22)	Chatkevicius/Dozier (7)	Thornwell (4)	Chatkevicius/Kacinas (2)	Thornwell (3)	15,389 (paid)
1/19/16	at Ole Miss *	W	77-74 (OT)	17-1 (4-1)	Carrera (19)	Chatkevicius (10)	Thornwell (6)	3 with 1	Stroman (2)	7,427
1/23/16	at Tennessee *	L	78-69	17-2 (4-2)	Carrera (22)	Carrera (8)	Notice (5)	Chatkevicius/Silva (1)	Silva (3)	13,928
1/26/16	Miss. State *	W	84-74	18-2 (5-2)	Carrera (34)	Carrera (15)	3 with 3	Carrera (3)	Notice (3)	12,764 (paid)
1/30/16	Alabama *	W	78-64	19-2 (6-2)	Carrera (20)	Carrera (11)	Carrera/Kacinas (3)	Silva (3)	Carrera/Stroman (2)	18,000 (paid)
2/2/16	at Georgia *	L	69-56	19-3 (6-3)	Thornwell (18)	Thornwell (11)	Dozier/Notice (3)	Carrera (3)	3 with 1	6,427
2/6/16	at #8 Texas A&M* W	W	81-78	20-3 (7-3)	Thornwell (25)	Thornwell/Silva (6)	Thornwell (9)	Gregory (1)	Thornwell (3)	11,240
2/10/16	RV/RV LSU*	W	94-83	21-3 (8-3)	Thornwell (24)	3 with 6	Thornwell (5)	3 with 1	Carrera/Notice (2)	16,009 (paid)

% - Paradise Jam (Columbia, S.C.) | \$ - Paradise Jam (St. Thomas, USVI) | ^ - Game played at Bon Secours Arena (Greenville, S.C.) | & - Hall of Fame Shootout (Mohegan Sun Arena/Uncasville, Conn.) | * indicates SEC contest

2015-16 GAME-BY-GAME STARTING LINEUPS

OPPONENT, RESULT	GUARD	GUARD	FORWARD	FORWARD	FORWARD
Norfolk State, W	Dozier	Thornwell	Carrera	Kacinas	Chatkevicius
Oral Roberts, W	Dozier	Thornwell	Carrera	Kacinas	Chatkevicius
vs. DePaul, W	Dozier	Thornwell	Carrera	Kacinas	Chatkevicius
vs. Hofstra, W	Dozier	Thornwell	Carrera	Kacinas	Chatkevicius
vs. RV/RV Tulsa, W	Dozier	Thornwell	Carrera	Kacinas	Chatkevicius
Lipscomb, W	Dozier	Thornwell	Carrera	Kacinas	Chatkevicius
Western Carolina, W	Dozier	Thornwell	Carrera	Kacinas	Chatkevicius
USF, W	Dozier	Thornwell	Carrera	Kacinas	Chatkevicius
Drexel, W	Dozier	Thornwell	Carrera	Kacinas	Chatkevicius
at Clemson, W	Dozier	Thornwell	Carrera	Kacinas	Chatkevicius
vs. St. John's, W	Dozier	Thornwell	Carrera	Kacinas	Chatkevicius
Francis Marion, W	Dozier	Thornwell	Carrera	Kacinas	Chatkevicius
Memphis, W	Dozier	Thornwell	Carrera	Kacinas	Chatkevicius
at Auburn, W	Dozier	Thornwell	Carrera	Kacinas	Chatkevicius
Vanderbilt, W	Dozier	Thornwell	Carrera	Kacinas	Chatkevicius
at Alabama, L	Dozier	Thornwell	Carrera	Kacinas	Chatkevicius
Missouri, W	Dozier	Thornwell	Carrera	Kacinas	Chatkevicius
at Ole Miss, W	Dozier	Thornwell	Carrera	Kacinas	Chatkevicius
at Tennessee, L	Dozier	Thornwell	Carrera	Kacinas	Chatkevicius
Mississippi State, W	Dozier	Thornwell	Carrera	Kacinas	Chatkevicius
Alabama, W	Dozier	Thornwell	Carrera	Kacinas	Silva
at Georgia, L	Dozier	Thornwell	Carrera	Kacinas	Silva
at #8/8 Texas A&M, W	Dozier	Thornwell	Carrera	Kacinas	Silva
RV/RV LSU, W	Dozier	Thornwell	Carrera	Kacinas	Silva

GAME 24 - CAROLINA 94, LSU 83
FEB. 10, 2016/COLONIAL LIFE ARENA

COLUMBIA, S.C. - The 20th-ranked South Carolina men's basketball team finds itself in a tie for first place in the SEC after picking up a big home win Wednesday night over LSU, 94-83. Both offenses locked horns in the second half, but 14 second-half points from Michael Carrera and a game-high 24 points from Sindarius Thornwell made the difference as the team remained unbeaten on its home court.

The Gamecocks (21-3, 8-3 SEC) took a big hit early after Carrera picked up two fouls in the first 90 seconds of the game. With the senior forced to watch from the bench, Carolina relied on the trio of Thornwell, Duane Notice and Mindaugas Kacinas to carry them against the Tigers.

LSU (15-9, 8-3) held an early 5-4 lead after a 3 from Antonio Blakeny, but a key turnover sparked a 10-2 run that swung the half in favor of the home side. Holding on to an 8-7 lead with 16:04 to play, Mindaugas Kacinas hit a corner three to push it to a two-possession advantage. As the Tigers went to push the ball up the court off the inbounds pass, Duane Notice snagged a steal and found the ball again after a few passes around the perimeter, hitting another 3 for the team's biggest lead of the half at 14-7.

Four straight missed field goals from the Gamecocks helped LSU claw back to 20-all just five minutes later. When it ran its offense, LSU seemingly could not miss in the opening 13 minutes of action. In that span, the Tigers made 5-of-8 3s and shot 9-of-15 overall to overcome six turnovers.

The Gamecocks were able to push back ahead by five, 34-29, after a jumper from Notice. That two-possession advantage would hold for the remainder of the period, as both teams felt the bite from fouls and lost key players. Including Carrera's early exit, eight of the game's 10 starters sat meaningful minutes and the offenses would bear the brunt of it. LSU would make just 2-of-12 shots in the final six minutes, Carolina 2-of-6.

Thornwell led the Gamecocks with 11 first-half points and the team shot 42 percent from the field. The Tigers made a nearly identical percentage from the field, but hit just 5-of-14 shots at the free throw line. They made up for that with six 3s, despite entering the night averaging just 6.2 per game as a team.

Ben Simmons tore out of the locker room and scored his team's first seven points out of the break, but the Gamecocks answered back with a group effort. Carrera hit a 3 to start Carolina's scoring for the half, and Notice knocked down a pair from deep to immediately answer baskets from LSU. Behind Simmons and a pair of 3s from Keith Hornsby, though, the Tigers brought the game even again at 58 with 11 minutes to go, and Carolina began to feel the lingering effects from the first-half fouls.

Just past the halfway point in the second half, Kacinas, Chris Silva and Laimonas Chatkevicius all sat with four fouls and Carrera and PJ Dozier were stuck with three. The fouls forced Carolina to dig deep into its bench, with Jamall Gregory, Raymond Doby and Eric Cobb pressed into service in a tight game.

Doby came through with a big stretch when the team needed him most, first by picking off a passing and lobbing it ahead to a streaking Dozier. He added a pair of free throws on the next possession, and converted a three-point play after that to help the Gamecocks hang on to a 72-66 lead with seven minutes to play.

His efforts came in a span of divine basketball from both sides. The Gamecocks hit six-straight shots over a span of three minutes, and the Tigers countered with four straight in the same span. Of those six Carolina field goals, three would be successful three-point plays. Both teams would take their best shot at the same time, and the Gamecocks weathered it to hold an 82-78 lead with two minutes to play.

Still holding the crucial two-shot lead (85-81) with a minute left in regulation, it would be up to the home side's press break and free throw shooting to close out the win. It would execute to near-perfection, forcing two turnovers in the final 35 seconds and making 9-of-10 free throws down the stretch to seal the key win.

GAME 24



Official Basketball Box Score - Game Totals - Final Statistics
LSU vs South Carolina
 2/10/16 7 p.m. ET at Columbia, S.C. (Colonial Life Arena)

LSU 83 • 15-9, 8-3 SEC

#	Player	Total			3-Ptr			Rebounds			PF	TP	A	TO	Blk	Stl	Min
		FG	FGA	FT	FTA	FG	FGA	FT	FTA	Off							
25	SIMMONS, Ben	f	8-12	0-0	4-9	2	4	6	4	20	6	2	2	1	32		
32	VICTOR II, Craig	f	1-4	0-0	4-4	2	3	5	5	6	2	0	2	1	25		
02	BLAKENEY, Antonio	g	8-14	4-6	2-4	1	1	2	22	0	3	0	1	36			
04	HORNSBY, Keith	g	5-11	3-7	1-2	1	4	5	4	14	3	1	0	37			
55	QUARTERMAN, Tim	g	2-7	0-5	3-4	2	4	6	5	7	3	3	0	31			
00	SAMPSON, Brandon		0-2	0-1	0-0	0	0	0	0	0	1	0	0	3			
03	ROBINSON III, Elbert		1-1	0-0	0-0	0	0	0	2	2	0	0	0	3			
05	GRAY, Josh		2-6	0-0	0-1	0	0	0	2	4	1	1	0	9			
15	PATTERSON, Jalyn		2-2	2-2	0-0	0	1	1	2	6	0	0	0	5			
20	BRIDGEWATER, Brian		0-2	0-0	2-4	2	0	2	1	2	0	1	0	8			
21	EPPS, Aaron		0-0	0-0	0-0	0	1	1	3	0	0	1	0	11			
	Team					3	2	5			1						
	Totals		29-61	9-21	16-28	13	20	33	30	83	16	12	5	4	200		

FG % 1st Half: 12-28 42.9% 2nd half: 17-33 51.5% Game: 29-61 47.5% Deadball Rebounds 5.3
 3FG % 1st Half: 6-14 42.9% 2nd half: 3-7 42.9% Game: 9-21 42.9%
 FT % 1st Half: 5-14 35.7% 2nd half: 11-14 78.6% Game: 16-28 57.1%

South Carolina 94 • 21-3, 8-3 SEC

#	Player	Total			3-Ptr			Rebounds			PF	TP	A	TO	Blk	Stl	Min
		FG	FGA	FT	FTA	FG	FGA	FT	FTA	Off							
24	CARRERA, Michael	f	6-9	1-2	3-4	2	4	6	3	16	0	0	1	2	20		
25	KACINAS, Mindaugas	f	2-5	1-1	1-2	2	4	6	5	6	2	1	0	0	27		
30	SILVA, Chris	f	2-3	0-0	1-3	1	2	3	5	5	0	2	0	0	11		
00	THORNWELL, Sindarius	g	6-15	1-5	11-14	1	5	6	1	24	5	3	1	36			
15	DOZIER, PJ	g	5-11	0-2	2-2	0	1	1	4	12	3	0	0	19			
01	STROMAN, Marcus		0-0	0-0	3-4	0	3	3	0	3	1	0	0	12			
02	DOBY, Raymond		1-2	0-0	3-3	0	0	0	1	5	1	1	0	7			
04	GREGORY, Jamall		1-2	0-0	0-0	1	1	2	1	2	3	1	0	18			
10	NOTICE, Duane		5-10	4-8	1-2	0	1	1	2	15	0	0	0	29			
14	CHATKEVICIUS, L		2-5	0-1	2-2	1	3	4	4	6	1	1	1	20			
23	COBB, Eric		0-0	0-0	0-0	0	0	0	0	0	0	0	0	1			
	Team					4	0	4									
	Totals		30-62	7-19	27-36	12	24	36	26	94	16	9	3	8	200		

FG % 1st Half: 13-31 41.9% 2nd half: 17-31 54.8% Game: 30-62 48.4% Deadball Rebounds 6.2
 3FG % 1st Half: 3-11 27.3% 2nd half: 4-8 50.0% Game: 7-19 36.8%
 FT % 1st Half: 10-15 66.7% 2nd half: 17-21 81.0% Game: 27-36 75.0%

Officials: Pat Adams, Joe Lindsay, John Hampton
 Technical fouls: LSU-None, South Carolina-None.
 Attendance: 16009

Score by periods	1st	2nd	Total
LSU	35	48	83
South Carolina	39	55	94

	In	Off	2nd	Fast
Points	Paint	T/O	Chance	Break
LSU	36	8	19	9
SC	38	16	7	11

Last FG - LSU 2nd-00:07, SC 2nd-00:04.
 Largest lead - LSU by 2 1st-10:26, SC by 11 2nd-00:13.
 LSU led for 00:46, SC led for 36:19, Game was tied for 02:55.

Score tied - 6 times.
 Lead changed - 4 times.

GAME #25 - VS. KENTUCKY - SATURDAY, FEB. 13, 2016 - GAMECOCK BASKETBALL



#5 TEMARCUS BLANTON

R-FRESHMAN | GUARD | 6'5" | 215 | HS

LOCUST GROVE, GA./LUELLA

SEASON NOTABLES

- Returns after suffering a season-ending hip injury which required surgery during the 2014-15 preseason
- Scored seven points in just six minutes in exhibition vs. Allen
- Played seven minutes against Western Carolina, recording his first two career field goal attempts and a steal
- Scored his first career points in the win over USEF, playing six minutes against the Bulls
- Hit both attempts from 3 against Drexel, his first made field goals at Carolina

BLANTON'S SEASON HIGHS

Points

6, vs. Drexel (Dec. 15, 2015)

Field Goals

2, vs. Drexel (Dec. 15, 2015)

Field Goal Attempts

2, 3x, last vs. Francis Marion (Dec. 30, 2015)

3-Point Field Goals

2, vs. Drexel (Dec. 15, 2015)

3-Point Field Goal Attempts

2, vs. Drexel (Dec. 15, 2015)

Free Throws

2, twice, last vs. Francis Marion (Dec. 30, 2015)

Free Throw Attempts

2, twice, last vs. Francis Marion (Dec. 30, 2015)

Rebounds

3, vs. Francis Marion (Dec. 30, 2015)

Assists

1, twice, last vs. Western Carolina (Nov. 30, 2015)

Blocks

-

Steals

1, twice, last vs. USEF (Dec. 5, 2015)

Minutes Played

7, vs. Western Carolina (Nov. 30, 2015)

2015-16

Opponent	Date	GS	Min	FG-FGA	Pct	3FG-FGA	Pct	FT-FTA	Pct	Off	Def	Tot	Avg	PF	FO	A	TO	Blk	Stl	Pts	Avg
Norfolk State	11/14/15	1	0-0	.000	0-0	.000	0-0	.000	0	0	0	0.0	1	0	1	0	0	0	0	0	0.0
Oral Roberts	11/16/15	1	0-0	.000	0-0	.000	0-0	.000	0	0	0	0.0	1	0	0	0	0	0	0	0	0.0
vs. DePaul	11/20/15	-	-	-	-	-	-	-	-	-	-	-	-	-	-	-	-	-	-	-	-
vs. Hofstra	11/22/15	-	-	-	-	-	-	-	-	-	-	-	-	-	-	-	-	-	-	-	-
vs. Tulsa	11/23/15	-	-	-	-	-	-	-	-	-	-	-	-	-	-	-	-	-	-	-	-
Lipscomb	11/27/15	5	0-0	.000	0-0	.000	0-0	.000	0	0	0	0.0	1	0	0	1	0	0	0	0	0.0
Western Carolina	11/30/15	7	0-2	.000	0-0	.000	0-0	.000	0	0	0	0.0	0	0	1	0	0	1	0	0	0.0
USEF	12/5/15	6	0-1	.000	0-0	.000	2-2	1.000	0	1	1	0.2	0	0	0	0	0	1	2	0.4	0.4
Drexel	12/15/15	3	2-2	1.000	2-2	1.000	0-0	.000	0	1	1	0.3	0	0	0	0	0	0	0	6	1.3
at Clemson	12/18/15	-	-	-	-	-	-	-	-	-	-	-	-	-	-	-	-	-	-	-	-
vs. St. John's	12/22/15	-	-	-	-	-	-	-	-	-	-	-	-	-	-	-	-	-	-	-	-
Francis Marion	12/30/15	6	0-2	.000	0-1	.000	2-2	1.000	2	1	3	0.7	1	0	0	0	0	0	0	2	1.4
Memphis	1/2/16	-	-	-	-	-	-	-	-	-	-	-	-	-	-	-	-	-	-	-	-
at Auburn	1/5/16	-	-	-	-	-	-	-	-	-	-	-	-	-	-	-	-	-	-	-	-
Vanderbilt	1/9/16	-	-	-	-	-	-	-	-	-	-	-	-	-	-	-	-	-	-	-	-
at Alabama	1/13/16	-	-	-	-	-	-	-	-	-	-	-	-	-	-	-	-	-	-	-	-
Missouri	1/16/16	-	-	-	-	-	-	-	-	-	-	-	-	-	-	-	-	-	-	-	-
at Ole Miss	1/19/16	-	-	-	-	-	-	-	-	-	-	-	-	-	-	-	-	-	-	-	-
at Tennessee	1/23/16	-	-	-	-	-	-	-	-	-	-	-	-	-	-	-	-	-	-	-	-
Mississippi State	1/26/16	-	-	-	-	-	-	-	-	-	-	-	-	-	-	-	-	-	-	-	-
Alabama	1/30/16	-	-	-	-	-	-	-	-	-	-	-	-	-	-	-	-	-	-	-	-
at Georgia	2/2/16	-	-	-	-	-	-	-	-	-	-	-	-	-	-	-	-	-	-	-	-
Texas A&M	2/6/16	-	-	-	-	-	-	-	-	-	-	-	-	-	-	-	-	-	-	-	-
LSU	2/10/16	-	-	-	-	-	-	-	-	-	-	-	-	-	-	-	-	-	-	-	-
Kentucky	2/13/16	-	-	-	-	-	-	-	-	-	-	-	-	-	-	-	-	-	-	-	-
at Missouri	2/16/16	-	-	-	-	-	-	-	-	-	-	-	-	-	-	-	-	-	-	-	-
Florida	2/20/16	-	-	-	-	-	-	-	-	-	-	-	-	-	-	-	-	-	-	-	-
Tennessee	2/24/16	-	-	-	-	-	-	-	-	-	-	-	-	-	-	-	-	-	-	-	-
at Mississippi State	2/27/16	-	-	-	-	-	-	-	-	-	-	-	-	-	-	-	-	-	-	-	-
Georgia	3/3/16	-	-	-	-	-	-	-	-	-	-	-	-	-	-	-	-	-	-	-	-
at Arkansas	3/5/16	-	-	-	-	-	-	-	-	-	-	-	-	-	-	-	-	-	-	-	-

CAREER STATISTICS

Season	GP-GS	Min	Avg	FG	FGA	Pct	3FG	3FGA	Pct	FT	FTA	Pct	Off	Def	Tot	Avg	PF	FO	Ast	TO	Blk	Stl	Pts	Avg
2015-16	7-0	29	4.1	2	7	.286	2	4	.500	4	4	1.000	2	3	5	0.7	4	0	2	1	0	2	10	1.4

CAREER SEC STATISTICS

Season	GP-GS	Min	Avg	FG	FGA	Pct	3FG	3FGA	Pct	FT	FTA	Pct	Off	Def	Tot	Avg	PF	FO	Ast	TO	Blk	Stl	Pts	Avg
2016	-	-	-	-	-	-	-	-	-	-	-	-	-	-	-	-	-	-	-	-	-	-	-	-



#23 ERIC COBB

FRESHMAN | FORWARD | 6'9" | 296 | HS

JACKSONVILLE, FLA./ST. FRANCIS ACADEMY (BALTIMORE)

SEASON NOTABLES

- Noted as a true post player who has the ability to play with his back to the basket
- 4-star prospect by several outlets
- Led the team with 14 rebounds, while adding eight points in exhibition vs. Allen
- Saw action vs. Norfolk State, scored two points
- Earned extended playing time with an efficient day against Oral Roberts, with six points and three rebounds in 12 minutes
- Saw action vs. DePaul, collecting three rebounds
- Hit a pair of field goals in a win over Western Carolina
- Pulled down a season-best four rebounds against Drexel
- Provided a big boost off the bench vs. Clemson, with four points and a new season-high of five rebounds
- Played a season-high 16 minutes with seven rebounds against Francis Marion
- Hit his first career free throw against Alabama, attempting four despite just one minute of playing time

COBB'S SEASON HIGHS

Points

6, vs. Oral Roberts (Nov. 16, 2015)

Field Goals

3, vs. Oral Roberts (Nov. 16, 2015)

Field Goal Attempts

4, vs. Western Carolina (Nov. 30, 2015)

3-Point Field Goals

-

3-Point Field Goal Attempts

-

Free Throws

1, vs. Alabama (Jan. 30, 2016)

Free Throw Attempts

4, vs. Alabama (Jan. 30, 2016)

Rebounds

7, vs. Francis Marion (Dec. 30, 2015)

Assists

2, vs. Francis Marion (Dec. 30, 2015)

Blocks

1, twice, last vs. Francis Marion (Dec. 30, 2015)

Steals

1, vs. Norfolk State (Nov. 14, 2015)

Minutes Played

16, vs. Francis Marion (Dec. 30, 2015)

2015-16

Opponent	Date	GS	Min	FG-FGA	Pct	3FG-3FGA	Pct	FT-FTA	Pct	Off	Def	Tot	Avg	PF	FO	A	TO	Blk	Stl	Pts	Avg
Norfolk State	11/14/15	8	1-1	1.000	0-0	.000	0-1	.000	0	1	1	1.0	2	0	0	1	0	1	2	2.0	
Oral Roberts	11/16/15	12	3-3	1.000	0-0	.000	0-0	.000	2	1	3	2.0	1	0	0	1	0	0	8	5.0	
vs. DePaul	11/20/15	11	0-0	.000	0-0	.000	0-0	.000	0	3	3	2.3	0	0	0	0	0	0	0	0	2.7
vs. Hofstra	11/22/15	4	1-2	.500	0-0	.000	0-0	.000	0	0	0	1.8	1	0	0	0	0	0	2	2.5	
vs. Tulsa	11/23/15	9	1-2	.500	0-0	.000	0-0	.000	0	3	3	2.0	4	0	0	2	0	0	2	2.4	
Lipscomb	11/27/15	2	0-0	.000	0-0	.000	0-0	.000	0	1	1	1.8	0	0	0	0	0	0	0	2.0	
Western Carolina	11/30/15	10	2-4	.500	0-0	.000	0-2	.000	1	0	1	1.7	0	0	0	1	0	0	4	2.3	
USF	12/5/15	8	0-0	.000	0-0	.000	0-0	.000	0	1	1	1.6	1	0	1	1	0	0	0	2.0	
Drexel	12/15/15	12	0-1	.000	0-0	.000	0-0	.000	0	4	4	1.9	2	0	0	1	1	0	0	1.8	
at Clemson	12/18/15	11	2-2	1.000	0-0	.000	0-0	.000	2	3	5	2.2	2	0	0	1	0	0	4	1.9	
vs. St. John's	12/22/15	6	0-0	.000	0-0	.000	0-0	.000	1	2	3	2.3	2	0	0	1	0	0	0	1.8	
Francis Marion	12/30/15	16	1-1	1.000	0-0	.000	0-7	.000	4	3	7	2.7	0	0	2	2	1	0	2	1.8	
Memphis	1/2/16	3	0-0	.000	0-0	.000	0-0	.000	0	0	0	2.5	2	0	0	0	0	0	0	1.7	
at Auburn	1/5/16	-	-	-	-	-	-	-	-	-	-	-	-	-	-	-	-	-	-	-	
Vanderbilt	1/9/16	4	0-0	.000	0-0	.000	0-0	.000	0	3	3	2.5	0	0	0	0	0	0	0	1.6	
at Alabama	1/13/16	3	1-2	.500	0-0	.000	0-0	.000	1	1	2	2.5	0	0	0	0	0	0	2	1.6	
Missouri	1/16/16	2	0-0	.000	0-0	.000	0-0	.000	0	0	0	2.3	0	0	0	1	0	0	0	1.5	
at Ole Miss	1/19/16	-	-	-	-	-	-	-	-	-	-	-	-	-	-	-	-	-	-	-	
at Tennessee	1/23/16	2	0-1	.000	0-0	.000	0-0	.000	1	1	2	2.3	0	0	0	0	0	0	0	1.4	
Mississippi State	1/26/16	4	0-0	.000	0-0	.000	0-4	.000	0	1	1	2.2	1	0	0	0	0	0	0	1.3	
Alabama	1/30/16	1	0-0	.000	0-0	.000	1-4	.250	1	0	1	2.2	1	0	0	0	0	0	1	1.3	
at Georgia	2/2/16	3	0-0	.000	0-0	.000	0-0	.000	0	0	0	2.1	0	0	0	0	0	0	0	1.3	
Texas A&M	2/6/16	-	-	-	-	-	-	-	-	-	-	-	-	-	-	-	-	-	-	-	
LSU	2/10/16	1	0-0	.000	0-0	.000	0-0	.000	0	0	0	2.0	0	0	0	0	0	0	0	1.2	
Kentucky	2/13/16																				
at Missouri	2/16/16																				
Florida	2/20/16																				
Tennessee	2/24/16																				
at Mississippi State	2/27/16																				
Georgia	3/3/16																				
at Arkansas	3/5/16																				

CAREER STATISTICS

Season	GP-GS	Min	Avg	FG	FGA	Pct	3FG	3FGA	Pct	FT	FTA	Pct	Off	Def	Tot	Avg	PF	FO	Ast	TO	Blk	Stl	Pts	Avg
2015-16	21-0	132	6.3	12	19	.632	0	0	.000	1	18	.056	13	28	41	2.0	22	0	3	12	2	1	25	1.2

CAREER SEC STATISTICS

Season	GP-GS	Min	Avg	FG	FGA	Pct	3FG	3FGA	Pct	FT	FTA	Pct	Off	Def	Tot	Avg	PF	FO	Ast	TO	Blk	Stl	Pts	Avg
2016	8-0	20	2.5	1	3	.333	0	0	.000	1	8	.125	3	6	9	1.1	2	0	0	1	0	0	3	0.4



#2 RAYMOND DOBY

FRESHMAN | FORWARD | 6'6" | 233 | HS

CAHOKIA, ILL./MONTROSE CHRISTIAN SCHOOL

SEASON NOTABLES

- 3-star prospect who will provide size and athleticism in the front court
- Collected one steal and one rebound in exhibition vs. Allen
- Played four minutes against Western Carolina, recording his first career block
- Played three minutes vs. Drexel
- Scored eight points with four rebounds in just seven minutes of playing time vs. Francis Marion
- Made his SEC debut at Alabama, hitting both field goals in four minutes of action
- Played three minutes in the rematch with the Crimson Tide, attempting a pair of shots
- Stepped in a big moment of the second half against LSU, scoring five points over seven minutes

DOBY'S SEASON HIGHS

Points

8, vs. Francis Marion (Dec. 30, 2015)

Field Goals

2, twice, last at Alabama (Jan. 13, 2016)

Field Goal Attempts

5, vs. Francis Marion (Dec. 30, 2015)

3-Point Field Goals

-

3-Point Field Goal Attempts

-

Free Throws

4, vs. Francis Marion (Dec. 30, 2015)

Free Throw Attempts

8, vs. Francis Marion (Dec. 30, 2015)

Rebounds

4, vs. Francis Marion (Dec. 30, 2015)

Assists

1, vs. LSU (Feb. 10, 2016)

Blocks

1, vs. Western Carolina (Nov. 30, 2015)

Steals

1, 3x, last vs. LSU (Feb. 10, 2016)

Minutes Played

7, twice, last vs. LSU (Feb. 10, 2016)

2015-16

Opponent	Date	GS	Min	FG-FGA	Pct	3FG-FGA	Pct	FT-FTA	Pct	Off	Def	Tot	Avg	PF	FO	A	TO	Blk	Stl	Pts	Avg
Norfolk State	11/14/15	-	-	-	-	-	-	-	-	-DNP - Coach's Decision-	-	-	-	-	-	-	-	-	-	-	-
Oral Roberts	11/16/15	1	0-0	.000	0-0	.000	0-0	.000	0-0	0	0	0	0.0	1	0	0	0	0	0	0	0.0
vs. DePaul	11/20/15	1	0-0	.000	0-0	.000	0-0	.000	0-0	0	0	0	0.0	3	0	0	0	0	0	0	0.0
vs. Hofstra	11/22/15	-	-	-	-	-	-	-	-	-DNP - Coach's Decision-	-	-	-	-	-	-	-	-	-	-	-
vs. Tulsa	11/23/15	-	-	-	-	-	-	-	-	-DNP - Coach's Decision-	-	-	-	-	-	-	-	-	-	-	-
Lipscomb	11/27/15	2	0-1	.000	0-0	.000	0-0	.000	0-1	1	1	0.3	0	0	0	0	0	0	0	0	0.0
Western Carolina	11/30/15	4	0-0	.000	0-0	.000	0-0	.000	0-0	0	0	0.3	0	0	0	0	1	0	0	0.0	
USF	12/5/15	-	-	-	-	-	-	-	-	-DNP - Back Spasms-	-	-	-	-	-	-	-	-	-	-	-
Drexel	12/15/15	3	0-0	.000	0-0	.000	0-0	.000	0-0	0	0	0.2	0	0	0	1	0	0	0	0.0	
at Clemson	12/18/15	-	-	-	-	-	-	-	-	-DNP - Coach's Decision-	-	-	-	-	-	-	-	-	-	-	-
vs. St. John's	12/22/15	-	-	-	-	-	-	-	-	-DNP - Coach's Decision-	-	-	-	-	-	-	-	-	-	-	-
Francis Marion	12/30/15	7	2-5	.400	0-0	.000	4-8	.500	3-1	4	0.8	0	0	0	0	0	0	0	8	1.3	
Memphis	1/2/16	-	-	-	-	-	-	-	-	-DNP - Coach's Decision-	-	-	-	-	-	-	-	-	-	-	-
at Auburn	1/5/16	-	-	-	-	-	-	-	-	-DNP - Coach's Decision-	-	-	-	-	-	-	-	-	-	-	-
Vanderbilt	1/9/16	-	-	-	-	-	-	-	-	-DNP - Coach's Decision-	-	-	-	-	-	-	-	-	-	-	-
at Alabama	1/13/16	4	2-2	1.000	0-0	.000	0-0	.000	0-0	0	0	0.7	0	0	0	0	0	0	4	1.7	
Missouri	1/16/16	-	-	-	-	-	-	-	-	-DNP - Coach's Decision-	-	-	-	-	-	-	-	-	-	-	-
at Ole Miss	1/19/16	-	-	-	-	-	-	-	-	-DNP - Coach's Decision-	-	-	-	-	-	-	-	-	-	-	-
at Tennessee	1/23/16	-	-	-	-	-	-	-	-	-DNP - Coach's Decision-	-	-	-	-	-	-	-	-	-	-	-
Mississippi State	1/26/16	-	-	-	-	-	-	-	-	-DNP - Coach's Decision-	-	-	-	-	-	-	-	-	-	-	-
Alabama	1/30/16	3	0-2	.000	0-0	.000	0-0	.000	0-0	0	0	0.6	1	0	0	0	1	0	1	0	1.5
at Georgia	2/2/16	6	0-0	.000	0-0	.000	0-0	.000	0-0	0	0	0.6	1	0	0	0	0	1	0	1.3	
Texas A&M	2/6/16	-	-	-	-	-	-	-	-	-DNP - Coach's Decision-	-	-	-	-	-	-	-	-	-	-	-
LSU	2/10/16	7	1-2	.500	0-0	.000	3-3	1.000	0-0	0	0	0.5	1	0	1	1	0	1	5	1.7	
Kentucky	2/13/16	-	-	-	-	-	-	-	-	-	-	-	-	-	-	-	-	-	-	-	-
at Missouri	2/16/16	-	-	-	-	-	-	-	-	-	-	-	-	-	-	-	-	-	-	-	-
Florida	2/20/16	-	-	-	-	-	-	-	-	-	-	-	-	-	-	-	-	-	-	-	-
Tennessee	2/24/16	-	-	-	-	-	-	-	-	-	-	-	-	-	-	-	-	-	-	-	-
at Mississippi State	2/27/16	-	-	-	-	-	-	-	-	-	-	-	-	-	-	-	-	-	-	-	-
Georgia	3/3/16	-	-	-	-	-	-	-	-	-	-	-	-	-	-	-	-	-	-	-	-
at Arkansas	3/5/16	-	-	-	-	-	-	-	-	-	-	-	-	-	-	-	-	-	-	-	-

CAREER STATISTICS

Season	GP-GS	Min	Avg	FG	FGA	Pct	3FG	3FGA	Pct	FT	FTA	Pct	Off	Def	Tot	Avg	PF	FO	Ast	TO	Blk	Stl	Pts	Avg
2015-16	10-0	38	3.8	5	12	.417	0	0	.000	7	11	.636	3	2	5	0.5	7	0	1	3	1	3	17	1.7

CAREER SEC STATISTICS

Season	GP-GS	Min	Avg	FG	FGA	Pct	3FG	3FGA	Pct	FT	FTA	Pct	Off	Def	Tot	Avg	PF	FO	Ast	TO	Blk	Stl	Pts	Avg
2016	4-0	20	5.0	3	6	.500	0	0	.000	3	3	1.000	0	0	0	0.0	3	0	1	1	0	3	9	2.3



#21 JOHN RAGIN

FRESHMAN | GUARD | 6'2" | 177 | HS

EASTOVER, S.C./CARDINAL NEWMAN

SEASON NOTABLES

- Walk-on from Cardinal Newman High School in Columbia
- Named all-state, all-region, all-conference during his senior season of high school
- Collected two rebounds in exhibition vs. Allen
- Saw his first playing time of the regular season in a win over Western Carolina
- Played down the stretch against USF
- Scored his first collegiate points in the win over Francis Marion
- Made his SEC debut at Alabama

RAGIN'S SEASON HIGHS

Points

2, vs. Francis Marion (Dec. 30, 2015)

Field Goals

1, vs. Francis Marion (Dec. 30, 2015)

Field Goal Attempts

1, 3x, last vs. Francis Marion (Dec. 30, 2015)

3-Point Field Goals

-

3-Point Field Goal Attempts

1, vs. USF (Dec. 5, 2015)

Free Throws

-

Free Throw Attempts

-

Rebounds

1, vs. Western Carolina (Nov. 30, 2015)

Assists

-

Blocks

-

Steals

-

Minutes Played

2, 4x, last at Alabama (Jan. 13, 2016)

2015-16

Opponent	Date	GS	Min	FG-FGA	Pct	3FG-FGA	Pct	FT-FTA	Pct	Off Def Tot	Avg PF FO	A TO	Blk	Stl	Pts	Avg
Norfolk State	11/14/15	-	-	-	-	-	-	-	-	-DNP - Coach's Decision	-	-	-	-	-	-
Oral Roberts	11/16/15	-	-	-	-	-	-	-	-	-DNP - Coach's Decision	-	-	-	-	-	-
vs. DePaul	11/20/15	-	-	-	-	-	-	-	-	-DNP - Coach's Decision	-	-	-	-	-	-
vs. Hofstra	11/22/15	-	-	-	-	-	-	-	-	-DNP - Coach's Decision	-	-	-	-	-	-
vs. Tulsa	11/23/15	-	-	-	-	-	-	-	-	-DNP - Coach's Decision	-	-	-	-	-	-
Lipscomb	11/27/15	-	-	-	-	-	-	-	-	-DNP - Coach's Decision	-	-	-	-	-	-
Western Carolina	11/30/15	2	0-1	.000	0-0	.000	0-0	.000	0 1 1	1.0	0 0	0 0	0 0	0 0	0 0	0.0
USF	12/5/15	2	0-1	.000	0-1	.000	0-0	.000	0 0 0	0.5	0 0	0 0	0 0	0 0	0 0	0.0
Drexel	12/15/15	-	-	-	-	-	-	-	-	-DNP - Coach's Decision	-	-	-	-	-	-
at Clemson	12/18/15	-	-	-	-	-	-	-	-	-DNP - Coach's Decision	-	-	-	-	-	-
vs. St. John's	12/22/15	-	-	-	-	-	-	-	-	-DNP - Coach's Decision	-	-	-	-	-	-
Francis Marion	12/30/15	2	1-1	1.000	0-0	.000	0-0	.000	0 0 0	0.3	0 0	0 0	0 0	0 2	0.7	
Memphis	1/2/16	-	-	-	-	-	-	-	-	-DNP - Coach's Decision	-	-	-	-	-	-
at Auburn	1/5/16	-	-	-	-	-	-	-	-	-DNP - Coach's Decision	-	-	-	-	-	-
Vanderbilt	1/9/16	-	-	-	-	-	-	-	-	-DNP - Coach's Decision	-	-	-	-	-	-
at Alabama	1/13/16	2	0-0	.000	0-0	.000	0-0	.000	0 0 0	0.3	0 0	0 0	0 0	0 0	0.5	
Missouri	1/16/16	-	-	-	-	-	-	-	-	-DNP - Coach's Decision	-	-	-	-	-	-
at Ole Miss	1/19/16	-	-	-	-	-	-	-	-	-DNP - Coach's Decision	-	-	-	-	-	-
at Tennessee	1/23/16	-	-	-	-	-	-	-	-	-DNP - Coach's Decision	-	-	-	-	-	-
Mississippi State	1/26/16	-	-	-	-	-	-	-	-	-DNP - Coach's Decision	-	-	-	-	-	-
Alabama	1/30/16	-	-	-	-	-	-	-	-	-DNP - Coach's Decision	-	-	-	-	-	-
at Georgia	2/2/16	-	-	-	-	-	-	-	-	-DNP - Coach's Decision	-	-	-	-	-	-
Texas A&M	2/6/16	-	-	-	-	-	-	-	-	-DNP - Coach's Decision	-	-	-	-	-	-
LSU	2/10/16	-	-	-	-	-	-	-	-	-DNP - Illness	-	-	-	-	-	-
Kentucky	2/13/16	-	-	-	-	-	-	-	-	-	-	-	-	-	-	-
at Missouri	2/16/16	-	-	-	-	-	-	-	-	-	-	-	-	-	-	-
Florida	2/20/16	-	-	-	-	-	-	-	-	-	-	-	-	-	-	-
Tennessee	2/24/16	-	-	-	-	-	-	-	-	-	-	-	-	-	-	-
at Mississippi State	2/27/16	-	-	-	-	-	-	-	-	-	-	-	-	-	-	-
Georgia	3/3/16	-	-	-	-	-	-	-	-	-	-	-	-	-	-	-
at Arkansas	3/5/16	-	-	-	-	-	-	-	-	-	-	-	-	-	-	-

CAREER STATISTICS

Season	GP-GS	Min	Avg	FG	FGA	Pct	3FG	3FGA	Pct	FT	FIA	Pct	Off	Def	Tot	Avg	PF	FO	Ast	TO	Blk	Stl	Pts	Avg
2015-16	4-0	8	2.0	1	3	.333	0	1	.000	0	0	.000	0	1	1	0.3	0	0	0	0	0	0	2	0.5

CAREER SEC STATISTICS

Season	GP-GS	Min	Avg	FG	FGA	Pct	3FG	3FGA	Pct	FT	FIA	Pct	Off	Def	Tot	Avg	PF	FO	Ast	TO	Blk	Stl	Pts	Avg
2016	1-0	2	2.0	0	0	.000	0	0	.000	0	0	.000	0	0	0	0.0	0	0	0	0	0	0	0	0.0

THE LAST TIME IN SOUTH CAROLINA BASKETBALL...

AN INDIVIDUAL ...

Scored 20 or more points:	South Carolina: Sindarius Thornwell (24), vs. LSU, Feb. 10, 2016, in Columbia, S.C. Opponent: Antonio Blakeny (22), Ben Simmons (20), LSU, Feb. 10, 2016, in Columbia, S.C.
Scored 30 or more points:	South Carolina: Michael Carrera (34) vs. Mississippi State, Jan. 26, 2016, in Columbia, S.C. Opponent: Kevin Punter (36), Tennessee, Jan. 23, 2016 in Knoxville, Tenn.
Scored 35 or more points:	South Carolina: Brenton Williams (38) vs. Mississippi State, March 6, 2013 in Columbia, S.C. Opponent: Kevin Punter (36), Tennessee, Jan. 23, 2016 in Knoxville, Tenn.
Scored 40 or more points:	South Carolina: N/A thru 1992-93 season Opponent: Austin Carr (43), Notre Dame, Dec. 30, 1969 in New Orleans, La.
Collected 20 or more rebounds:	South Carolina: Emmett Hall (23), vs. College of Charleston, Dec. 22, 1993 in Columbia, S.C. Opponent: Ekpe Udoh (20), Baylor, Jan. 2, 2010 in Columbia, S.C.
Collected 15 or more rebounds:	South Carolina: Michael Carrera (15), vs. Mississippi State, Jan. 26, 2016, in Columbia, S.C. Opponent: Trey James (15), Coker, Dec. 21, 2014 in Columbia, S.C.
Made 12 or more field goals:	South Carolina: Devan Downey (12) vs. Georgia, Jan. 30, 2010 in Columbia, S.C. Opponent: Michael Frazier II (12), Florida, March 4, 2014 in Columbia, S.C.
Made 10 or more field goals:	South Carolina: Michael Carrera (10), vs. Mississippi State, Jan. 26, 2016, in Columbia, S.C. Opponent: Wes Clark (10), Missouri, Jan. 16, 2016, in Columbia, S.C.
Attempted 20 or more field goals:	South Carolina: Sindarius Thornwell (20), at Texas A&M, Feb. 6, 2016, in College Station, Texas Opponent: Michael Frazier II (21), Florida, March 4, 2014 in Columbia, S.C.
Attempted 25 or more field goals:	South Carolina: Devan Downey, 25, at Kentucky, Feb. 25, 2010 in Lexington, Ky. Opponent: Kemmy Burgess (Alaska-Anchorage), 26, Nov. 24, 2005 in Anchorage, Alaska
Dished 10 or more assists:	South Carolina: Devan Downey, 11, vs. LSU, March 13, 2008 in Atlanta, Ga. Opponent: 11, Dee Bost, Mississippi State, Feb. 29, 2012 in Columbia, S.C.
Swiped 5 or more steals:	South Carolina: PJ Dozier, 5 vs. Francis Marion, Dec. 30, 2015 in Columbia, S.C. Opponent: 5, Allen Payne, Auburn, Feb. 26, 2014 in Auburn, Ala.
Blocked 5 or more shots:	South Carolina: Damontre Harris, 5, vs. Georgia, Feb. 15, 2012 in Columbia, S.C. Opponent: Avry Holmes (5), Clemson, Dec. 18, 2015 in Greenville, S.C.
Made 5 or more 3-point field goals:	South Carolina: Michael Carrera (5), at Texas A&M, Feb. 6, 2016, in College Station, Texas Opponent: Malik Newman (5), Mississippi State, Jan. 26, 2016, in Columbia, S.C.
Attempted 8 or more 3-point field goals:	South Carolina: Duane Notice (8), vs. LSU, Feb. 10, 2016, in Columbia, S.C. Opponent: Danuel House (10), Texas A&M, Feb. 6, 2016, in College Station, Texas
Made 10 or more free throws:	South Carolina: Sindarius Thornwell (11), vs. LSU, Feb. 10, 2016, in Columbia, S.C. Opponent: Retin Obasohan (10), Alabama, Jan. 30, 2016, in Columbia, S.C.
Attempted 15 or more free throws:	South Carolina: Michael Carrera (15), vs. Mississippi State, Jan. 26, 2016, in Columbia, S.C. Opponent: Kevin Punter (15), Tennessee, Jan. 23, 2016 in Knoxville, Tenn.
Played all 40 minutes of regulation:	South Carolina: Duane Notice, vs. Texas A&M, Feb. 21, 2015 in Columbia, S.C. Opponent: Frank Sullivan, Auburn, Jan. 12, 2013 in Columbia, S.C.
A player hit a last-second shot (within 3 seconds) to win a game:	South Carolina: Tyrone Johnson (Free Throws) vs. Ole Miss, March 12, 2015 in Nashville, Tenn. Opponent: Brian Bryant, Mississippi State, Feb. 29, 2012 in Columbia, S.C.
A player had a double-double:	South Carolina: Michael Carrera (11 points, 10 rebounds), Sindarius Thornwell (18 points, 11 rebounds), at Georgia, Feb. 2, 2016, in Athens, Ga. Opponent: Jaron Blossomgame (17 points, 11 rebounds), Clemson, Dec. 18, 2015 in Greenville, S.C.
Two or more players had a double-double:	S. Carolina: Michael Carrera (11 points, 10 rebounds), Sindarius Thornwell (18 points, 11 rebounds), at Georgia, Feb. 2, 2016, in Athens, Ga. Opponent: Alex Oriakhi (18 points, 11 rebounds), Earnest Ross (21 points, 10 rebounds) Missouri, Jan. 22, 2013 in Columbia, Mo.
A player had a triple-double:	South Carolina: Sam Muldrow (16 points, 14 rebounds, 10 blocks) vs. Vanderbilt, Jan. 8, 2011 in Columbia, S.C. *** Only second triple-double in South Carolina history (Chuck Eidson (25 points, 10 rebounds, 10 assists) vs. SC State, Nov. 29, 2002 in Columbia, S.C. Opponent: Daniel Hackett (Southern California - 22 points, 10 rebounds, 10 assists), Nov. 17, 2007 in Columbia, S.C.
Scored 30 or more points in back-to-back games:	South Carolina: Devan Downey, 30 vs. Kentucky, Jan. 26, 2010 in Columbia, S.C. 33 vs. Georgia, Jan. 30, 2010, in Columbia, S.C.
Scored 25 or more points in back-to-back games:	South Carolina: Devan Downey, 33 vs. Georgia, Jan. 30, 2010, in Columbia, S.C. 26 at Tennessee, Feb. 6, 2010 in Knoxville, Tenn.

A TEAM ...

Scored 100 or more points:	South Carolina: 103 vs. The Citadel, Nov. 12, 2007 in Columbia, S.C. Opponent: 107, Vanderbilt, Feb. 17, 1996 in Nashville, Tenn.
Scored 50 points or less:	South Carolina: 46, vs. Florida, March 4, 2014 in Columbia S.C. Opponent: 50, Georgia, Jan. 31, 2015 in Athens, Ga.
Scored 50 points in a half:	South Carolina: 55 (2nd half), vs. LSU, Feb. 10, 2016, in Columbia, S.C. Opponent: 52 (2nd half) vs. Georgia Jan. 22, 2014 in Athens, Ga.
Failed to score 25 points in a half:	South Carolina: 23 (1st half), at Georgia, Feb. 2, 2016, in Athens, Ga. Opponent: 20 (1st half), Francis Marion, Dec. 30, 2015 in Columbia, S.C.

Collected 50 or more rebounds:	South Carolina: 50, vs. Alabama, Jan. 30, 2016, in Columbia, S.C. Opponent: 52, WKU, Nov. 27, 2010 in Bowling Green, Ky.
Shot 60% or better from the field:	South Carolina: 60.8% (31-51) at Western Carolina, Nov. 18, 2005 in Cullowhee, N.C. Opponent: 69.6% (32-46) Missouri, Feb. 28, 2013 in Columbia, S.C.
Shot 50% or better from the field:	South Carolina: 52.6% (30-57), at Texas A&M, Feb. 6, 2016, in College Station, Texas Opponent: 50.9% (28-55), Hofstra, Nov. 22, 2015 in St. Thomas, USVI
Shot less than 30% from the field:	South Carolina: 27.1% (16-59), vs. Texas A&M, Feb. 21, 2015 in Columbia, S.C. Opponent: 28.4% (19-67), Western Carolina, Nov. 30, 2015, in Columbia, S.C.
Shot 50% or better from 3-point range (at least 10 attempts):	South Carolina: 57.1% (12-21), at Texas A&M, Feb. 6, 2016, in College Station, Texas Opponent 50.0% (17-34), Hofstra, Nov. 22, 2015 in St. Thomas, USVI
Shot 20% or less from 3-point range (at least 10 attempts):	South Carolina: 14.3% (3-21), vs. Missouri, Jan. 16, 2016, in Columbia, S.C. Opponent: 13.3% (2-15), USF, Dec. 5, 2015 in Columbia, S.C.
Dished 20 or more assists:	South Carolina: 22, at Texas A&M, Feb. 6, 2016, in College Station, Texas Opponent: 21, Georgia, Jan. 22, 2014 in Athens, Ga.
Made 35 or more shots:	South Carolina: 37, vs. Hofstra, Nov. 22, 2015 in St. Thomas, USVI Opponent: 35, vs. Tennessee, March 5, 2009 in Columbia, S.C.
Attempted 80 or more shots:	South Carolina: 83 vs. WKU Nov. 27, 2010 in Bowling Green, Ky. Opponent: 83, LSU, Feb. 10, 1996 in Columbia, S.C.
Attempted 70 or more shots:	South Carolina: 72, vs. Providence, Dec. 1, 2011 in Columbia, S.C. Opponent: 71, Arkansas, Feb. 3, 2015 in Fayetteville, Ark.
Made 10 or more 3-pointers:	South Carolina: 12, at Texas A&M, Feb. 6, 2016, in College Station, Texas Opponent: 11, Mississippi State, Jan. 26, 2016, in Columbia, S.C.
Did not make a 3-pointer:	South Carolina: vs. Milwaukee, Nov. 11, 2012 in Columbia, S.C. Opponent: Miss. State, Jan. 9, 2013 in Starkville, Miss.
Attempted 30 or more 3-pointers:	South Carolina: 31 vs. Alabama, Jan. 25, 2012 in Columbia, S.C. Opponent: 33, Ole Miss, Jan. 19, 2016, in Oxford, Miss.
Attempted 25 or more 3-pointers:	South Carolina: 26 vs. Texas A&M, Feb. 21, 2015 in Columbia, S.C. Opponent: 25, Texas A&M, Feb. 6, 2016, in College Station, Texas
Made 30 or more free throws:	South Carolina: 46 vs. Memphis, Jan. 2, 2015 in Columbia, S.C. Opponent: 30, Tennessee, Jan. 23, 2016 in Knoxville, Tenn.
Attempted 40 or more free throws:	South Carolina: 46, vs. Alabama, Jan. 30, 2016, in Columbia, S.C. Opponent: 42, Kentucky, March 1, 2014 in Columbia, S.C.
Swiped 15 or more steals:	South Carolina: 15 vs. Vanderbilt, Jan. 16, 2010 in Columbia, S.C. Opponent: 17, Florida, March 4, 2014 in Columbia, S.C.
Blocked 12 or more shots:	South Carolina: 12, vs. Vanderbilt, Jan. 8, 2011 in Columbia, S.C. Opponent: 12, Mississippi State, Jan. 26, 2016, in Columbia, S.C.
Blocked 8 or more shots:	South Carolina: 8, vs. Francis Marion, Dec. 30, 2015 in Columbia, S.C. Opponent: 9, Memphis, Jan. 2, 2015 in Columbia, S.C.
Won by 30 or more points:	South Carolina: 37, vs. North Carolina A&T, Dec. 30, 2014 in Columbia, S.C. Opponent: 34, Kentucky, Feb. 14, 2015 in Lexington, Ky.
Won by 20 or more points:	South Carolina: 22, vs. Francis Marion, Dec. 30, 2015 in Columbia, S.C. Opponent: 23, Alabama, Jan. 13, 2016, in Tuscaloosa, Ala.
Played a single overtime game:	Win: 77-74 at Ole Miss, Jan. 19, 2016, in Oxford, Miss. Loss: 62-54 at Georgia, Feb. 23, 2013 in Athens, Ga.
Played a double overtime game:	Win: 87-85 vs. WKU, Nov. 27, 2010 in Bowling Green, Ky. Loss: 98-88 vs. Louisville, Feb. 20, 1988 in Columbia, S.C.
South Carolina played a No. 1 Team in the country:	Win: 68-62 vs. Kentucky, Jan. 26, 2010 in Columbia, S.C. Loss: 77-43 loss at Kentucky, Feb. 14, 2015 in Lexington, Ky.
South Carolina played a top-5 opponent:	Win: 68-62 vs. No. 1/1 Kentucky, Jan. 26, 2010 in Columbia, S.C. Loss: 75-36 loss to No. 4/4 Florida, Jan. 30, 2013 in Gainesville, Fla.
South Carolina played a top-10 opponent:	Win: 81-78 at No. 8/8 Texas A&M, Feb. 6, 2016, in College Station, Texas Loss: 58-43 loss vs. Kentucky, Jan. 24, 2015 in Columbia, S.C.
South Carolina played a top-25 opponent:	Win: 81-78 at No. 8/8 Texas A&M, Feb. 6, 2016, in College Station, Texas Loss: 78-74 loss vs. No. 18/18 Arkansas, March 5, 2015 in Columbia, S.C.
South Carolina defeated a ranked opponent:	Home: Win: 72-67 win over No. 17/15 Kentucky, March 1, 2014 in Columbia, S.C. Away: 77-73 at No. 13/19 Vanderbilt, March 6, 2010 in Nashville, Tenn. Neutral: 64-60 vs. No. 9/9 Iowa State, Jan. 3, 2015 in Brooklyn, N.Y. SEC Home: Win: 72-67 win over No. 17/15 Kentucky, March 1, 2014 in Columbia, S.C. SEC Away: 81-78 at No. 8/8 Texas A&M, Feb. 6, 2016, in College Station, Texas Non-conference away: 85-84 at No. 19/20 Baylor, Jan. 2, 2009 in Waco, Texas
South Carolina defeated a top 10 opponent:	Home: Win: 68-62 win vs. No. 1/1 Kentucky, Jan. 26, 2010 in Columbia, S.C. Away: 81-78 at No. 8/8 Texas A&M, Feb. 6, 2016, in College Station, Texas Neutral: 64-60 vs. No. 9/9 Iowa State, Jan. 3, 2015 in Brooklyn, N.Y.
A South Carolina win opened the season:	Home: 81-56, vs. Norfolk State, Nov. 14, 2015 in Columbia, S.C. Away: 81-63 win at Western Carolina, Nov. 12, 2005 in Cullowhee, N.C. Neutral: 74-61 win vs. Chaminade, Nov. 19, 2001 in Maui, Hawaii (Maui Invite)
South Carolina opened SEC play:	Home: 72-68 loss vs. Florida, Jan. 7, 2015 in Gainesville, Fla. Away: 81-69 win at Auburn, Jan. 5, 2016, in Auburn, Ala.



South Carolina Basketball
 South Carolina Combined Team Statistics (as of Feb 10, 2016)
 All games

RECORD:	OVERALL	HOME	AWAY	NEUTRAL
ALL GAMES	21-3	13-0	4-3	4-0
CONFERENCE	8-3	5-0	3-3	0-0
NON-CONFERENCE	13-0	8-0	1-0	4-0

##	Player	gp-gs	min	avg	Total		3-Point		F-Throw		Rebounds				pf	dq	a	to	blk	stl	pts	avg		
					fg-fga	fg%	3fg-fga	3fg%	ft-fa	ft%	off	def	tot	avg										
24	CARRERA, Michael	24-24	642	26.8	107-213	.502	38-78	.487	88-115	.765	46	126	172	7.2	70	2	33	45	21	22	340	14.2		
00	THORNWELL, Sindari	24-24	767	32.0	91-252	.361	31-100	.310	103-134	.769	30	90	120	5.0	42	0	88	54	10	35	316	13.2		
10	NOTICE, Duane	24-0	601	25.0	81-212	.382	46-117	.393	58-77	.753	11	43	54	2.3	34	0	48	24	1	22	266	11.1		
25	KACINAS, Mindaugas	24-24	710	29.6	95-184	.516	12-44	.273	45-76	.592	54	79	133	5.5	46	1	24	28	11	10	247	10.3		
14	CHATKEVICIUS, L.	24-20	515	21.5	89-167	.533	6-21	.286	48-67	.716	45	62	107	4.5	60	0	18	43	24	12	232	9.7		
15	DOZIER, PJ	24-24	472	19.7	70-177	.395	7-36	.194	32-61	.525	22	59	81	3.4	65	1	49	61	9	28	179	7.5		
30	SILVA, Chris	24-4	326	13.6	42-86	.488	0-0	.000	53-89	.596	44	64	108	4.5	83	3	4	27	22	11	137	5.7		
01	STROMAN, Marcus	22-0	346	15.7	9-38	.237	3-6	.500	30-44	.682	11	35	46	2.1	32	0	31	24	4	15	51	2.3		
04	GREGORY, Jamall	13-0	98	7.5	10-17	.588	2-5	.400	5-9	.556	4	11	15	1.2	16	0	11	6	2	6	27	2.1		
02	DOBY, Raymond	10-0	38	3.8	5-12	.417	0-0	.000	7-11	.636	3	2	5	0.5	7	0	1	3	1	3	17	1.7		
05	BLANTON, TeMarcus	7-0	29	4.1	2-7	.286	2-4	.500	4-4	1.000	2	3	5	0.7	4	0	2	1	0	2	10	1.4		
20	MCKIE, Justin	19-0	136	7.2	8-33	.242	2-13	.154	6-10	.600	6	11	17	0.9	10	0	17	4	1	2	24	1.3		
23	COBB, Eric	21-0	132	6.3	12-19	.632	0-0	.000	1-18	.056	13	28	41	2.0	22	0	3	12	2	1	25	1.2		
21	RAGIN, John	4-0	8	2.0	1-3	.333	0-1	.000	0-0	.000	0	1	1	0.3	0	0	0	0	0	1	2	0.5		
31	HOLLIMAN, Jarrell	3-0	5	1.7	0-0	.000	0-0	.000	0-0	.000	0	0	0	0.0	0	0	0	1	0	0	0	0.0		
Team											52	44	96	7										
Total.....		24	4825	622-1420		.438	149-425	.351	480-715	.671	343	658	1001	41.7	491	7	329	340	108	170	1873	78.0		
Opponents.....		24	4825	542-1380		.393	203-567	.358	365-539	.677	256	539	795	33.1	594	37	292	369	110	157	1652	68.8		

TEAM STATISTICS	SC	OPP	Date	Opponent	Score	Att.
SCORING	1873	1652	% 11/14/15	NORFOLK STATE	w 84-69	10623
Points per game	78.0	68.8	11/16/15	ORAL ROBERTS	w 84-66	9640
Scoring margin	+9.2	-	! 11/20/15	vs DePaul	w 76-61	1601
FIELD GOALS-ATT	622-1420	542-1380	! 11/22/15	vs Hofstra	w 94-84	1715
Field goal pct	.438	.393	! 11/23/15	vs Tulsa	w 83-75	2002
3 POINT FG-ATT	149-425	203-567	11/27/15	LIPSCOMB	w 92-76	8793
3-point FG pct	.351	.358	11/30/15	WESTERN CAROLINA	w 76-53	8957
3-pt FG made per game	6.2	8.5	12/5/15	USF	w 81-63	10721
FREE THROWS-ATT	480-715	365-539	12/15/15	DREXEL	w 79-54	8481
Free throw pct	.671	.677	12/18/15	at Clemson	w 65-59	14446
F-Throws made per game	20.0	15.2	12/22/15	vs St. John's	w 75-61	2355
REBOUNDS	1001	795	12/30/15	FRANCIS MARION	w 78-56	10401
Rebounds per game	41.7	33.1	1/2/16	MEMPHIS	w 86-76	13035
Rebounding margin	+8.6	-	* 01/05/16	at Auburn	w 81-69	7556
ASSISTS	329	292	* 1/9/16	VANDERBILT	w 69-65	15055
Assists per game	13.7	12.2	* 1/13/16	at Alabama	L 50-73	12443
TURNOVERS	340	369	* 1/16/16	MISSOURI	w 81-72	15389
Turnovers per game	14.2	15.4	* 1/19/16	at Ole Miss	wot 77-74	7427
Turnover margin	+1.2	-	* 01/23/16	at Tennessee	L 69-78	13928
Assist/turnover ratio	1.0	0.8	* 1/26/16	MISSISSIPPI STATE	w 84-74	12764
STEALS	170	157	* 1/30/16	ALABAMA	w 78-64	18000
Steals per game	7.1	6.5	* 02/02/16	at Georgia	L 56-69	6427
BLOCKS	108	110	* 02/06/16	at Texas A&M	w 81-78	11240
Blocks per game	4.5	4.6	* 2/10/16	LSU	w 94-83	16009
ATTENDANCE	157868	81140				
Home games-Avg/Game	13-12144	7-10495	* = Conference game			
Neutral site-Avg/Game	-	4-1918	% - Paradise Jam (Columbia, S.C.)			
! - Paradise Jam (St. Thomas, USVI)						

Score by Periods	1st	2nd	OT	Totals
South Carolina	906	956	11	1873
Opponents	773	871	8	1652



South Carolina Basketball
 South Carolina Combined Team Statistics (as of Feb 10, 2016)
 Conference games

RECORD:	OVERALL	HOME	AWAY	NEUTRAL
ALL GAMES	8-3	5-0	3-3	0-0
CONFERENCE	8-3	5-0	3-3	0-0
NON-CONFERENCE	0-0	0-0	0-0	0-0

##	Player	gp-gs	min	avg	Total		3-Point		F-Throw		Rebounds				pf	dq	a	to	blk	stl	pts	avg
					fg-fga	fg%	3fg-fga	3fg%	ft-fta	ft%	off	def	tot	avg								
24	CARRERA, Michael	11-11	319	29.0	54-108	.500	17-41	.415	54-72	.750	23	70	93	8.5	32	2	12	24	10	9	179	16.3
00	THORNWELL, Sindari	11-11	379	34.5	50-134	.373	17-51	.333	51-66	.773	16	36	52	4.7	18	0	40	28	7	15	168	15.3
10	NOTICE, Duane	11-0	301	27.4	34-94	.362	22-60	.367	17-27	.630	4	22	26	2.4	18	0	25	12	0	9	107	9.7
14	CHATKEVICIUS, L.	11-7	242	22.0	34-69	.493	1-10	.100	22-29	.759	22	30	52	4.7	26	0	7	22	8	4	91	8.3
25	KACINAS, Mindaugas	11-11	328	29.8	35-79	.443	4-19	.211	17-33	.515	26	32	58	5.3	22	1	10	13	4	3	91	8.3
15	DOZIER, PJ	11-11	209	19.0	30-79	.380	0-15	.000	14-26	.538	12	22	34	3.1	34	1	25	34	2	8	74	6.7
30	SILVA, Chris	11-4	142	12.9	21-33	.636	0-0	.000	13-26	.500	16	26	42	3.8	44	2	1	9	7	5	55	5.0
04	GREGORY, Jamall	6-0	67	11.2	6-8	.750	1-1	1.000	3-5	.600	2	6	8	1.3	13	0	7	4	2	4	16	2.7
01	STROMAN, Marcus	10-0	151	15.1	4-18	.222	1-1	1.000	14-20	.700	5	14	19	1.9	18	0	11	9	1	6	23	2.3
02	DOBY, Raymond	4-0	20	5.0	3-6	.500	0-0	.000	3-3	1.000	0	0	0	0.0	3	0	1	1	0	3	9	2.3
20	MCKIE, Justin	7-0	45	6.4	1-8	.125	0-2	.000	2-4	.500	3	3	6	0.9	1	0	5	3	0	1	4	0.6
23	COBB, Eric	8-0	20	2.5	1-3	.333	0-0	.000	1-8	.125	3	6	9	1.1	2	0	0	1	0	0	3	0.4
21	RAGIN, John	1-0	2	2.0	0-0	.000	0-0	.000	0-0	.000	0	0	0	0.0	0	0	0	0	0	1	0	0.0
Team											26	16	42				2					
Total.....		11	2225		273-639	.427	63-200	.315	211-319	.661	158	283	441	40.1	231	6	144	162	41	68	820	74.5
Opponents.....		11	2225		259-621	.417	103-271	.380	178-258	.690	119	253	372	33.8	265	18	151	163	58	83	799	72.6

TEAM STATISTICS	SC	OPP	Date	Opponent	Score	Att.
SCORING	820	799	* 01/05/16	at Auburn	w 81-69	7556
Points per game	74.5	72.6	* 1/9/16	VANDERBILT	w 69-65	15055
Scoring margin	+1.9	-	* 1/13/16	at Alabama	L 50-73	12443
FIELD GOALS-ATT	273-639	259-621	* 1/16/16	MISSOURI	w 81-72	15389
Field goal pct	.427	.417	* 1/19/16	at Ole Miss	wot 77-74	7427
3 POINT FG-ATT	63-200	103-271	* 01/23/16	at Tennessee	L 69-78	13928
3-point FG pct	.315	.380	* 1/26/16	MISSISSIPPI STATE	w 84-74	12764
3-pt FG made per game	5.7	9.4	* 1/30/16	ALABAMA	w 78-64	18000
FREE THROWS-ATT	211-319	178-258	* 02/02/16	at Georgia	L 56-69	6427
Free throw pct	.661	.690	* 02/06/16	at Texas A&M	w 81-78	11240
F-Throws made per game	19.2	16.2	* 2/10/16	LSU	w 94-83	16009
REBOUNDS	441	372				
Rebounds per game	40.1	33.8				
Rebounding margin	+6.3	-				
ASSISTS	144	151				
Assists per game	13.1	13.7				
TURNOVERS	162	163				
Turnovers per game	14.7	14.8				
Turnover margin	+0.1	-				
Assist/turnover ratio	0.9	0.9				
STEALS	68	83				
Steals per game	6.2	7.5				
BLOCKS	41	58				
Blocks per game	3.7	5.3				
ATTENDANCE	77217	59021				
Home games-Avg/Game	5-15443	6-9837				
Neutral site-Avg/Game	-	0-0				

* = Conference game
 % - Paradise Jam (Columbia, S.C.)
 ! - Paradise Jam (St. Thomas, USVI)

Score by Periods	1st	2nd	OT	Totals
South Carolina	378	431	11	820
Opponents	374	417	8	799



South Carolina Basketball
 South Carolina Team Game-by-Game Comparison (as of Feb 11, 2016)
 All games

Opponent	1st	2nd	Score	Mar	Total FG	FG Pct	3-Pointers	3FG Pct	Free Throws	FT Pct	Rebounds	Assist	T/Over	Block	Steal	Fouls
NORFOLK STATE	40/34	44/35	84-69	+15	23-59/19-56	.390/.339	9-22/11-28	.409/.393	29-42/20-23	.690/.870	46/35 +11	15/12	13/18	4/3	9/7	19/35
ORAL ROBERTS	33/30	51/36	84-66	+18	29-73/22-51	.397/.431	7-21/4-14	.333/.286	19-27/18-23	.704/.783	44/28 +16	14/7	6/13	4/5	5/3	22/23
DePaul	37/28	39/33	76-61	+15	24-60/19-52	.400/.365	5-13/3-14	.385/.214	23-34/20-31	.676/.645	43/33 +10	11/9	12/15	4/2	5/4	27/27
Hofstra	46/39	48/45	94-84	+10	37-68/28-55	.544/.509	5-9/17-34	.556/.500	15-23/11-17	.652/.647	41/23 +18	16/16	9/14	5/2	4/2	18/21
Tulsa	38/29	45/46	83-75	+8	27-54/24-54	.500/.444	7-14/5-16	.500/.313	22-28/22-31	.786/.710	34/31 +3	12/9	13/15	2/0	7/4	25/25
LIPSCOMB	51/40	41/36	92-76	+16	34-66/27-68	.515/.397	5-19/13-35	.263/.371	19-27/9-14	.704/.643	43/29 +14	24/18	17/18	7/3	12/8	19/24
WESTERN CAROLINA	37/28	39/25	76-53	+23	26-63/19-67	.413/.284	8-18/11-32	.444/.344	16-25/4-4	.640/1000	51/36 +15	14/13	19/20	7/3	10/10	12/17
USF	53/22	28/41	81-63	+18	29-61/24-68	.475/.353	7-21/2-15	.333/.133	16-25/13-22	.640/.591	32/46 (14)	14/9	12/19	6/6	12/8	15/20
DREXEL	32/28	47/26	79-54	+25	25-46/19-55	.543/.345	6-12/7-17	.500/.412	23-39/9-19	.590/.474	41/22 +19	14/11	15/13	9/2	6/3	19/28
Clemson	41/25	24/34	65-59	+6	23-53/23-63	.434/.365	8-19/8-26	.421/.308	11-14/5-9	.786/.556	42/34 +8	12/11	16/10	3/8	3/2	16/20
St. John's	40/34	35/27	75-61	+14	27-57/22-49	.474/.449	7-13/5-20	.538/.250	14-19/12-27	.737/.444	43/26 +17	14/11	17/14	1/5	9/6	23/19
FRANCIS MARION	38/20	40/36	78-56	+22	27-64/18-60	.422/.300	8-27/6-23	.296/.261	16-30/14-25	.533/.560	47/42 +5	16/7	16/22	8/4	13/10	18/29
MEMPHIS	42/42	44/34	86-76	+10	18-57/19-61	.316/.311	4-17/8-22	.235/.364	46-63/30-36	.730/.833	53/38 +15	9/8	13/15	7/9	7/7	27/41
Auburn	43/30	38/39	81-69	+12	25-50/24-54	.500/.444	9-23/12-30	.391/.400	22-28/9-13	.786/.692	34/27 +7	15/12	19/21	0/1	9/7	13/19
VANDERBILT	35/38	34/27	69-65	+4	24-57/20-61	.421/.328	3-13/5-24	.231/.208	18-29/20-29	.621/.690	44/36 +8	11/10	13/11	3/7	3/5	23/25
Alabama	22/35	28/38	50-73	(23)	19-53/24-51	.358/.471	3-18/13-28	.167/.464	9-17/12-21	.529/.571	33/38 (5)	9/16	18/17	3/3	4/8	19/20
MISSOURI	41/34	40/38	81-72	+9	28-62/28-57	.452/.491	3-21/7-19	.143/.368	22-33/9-13	.667/.692	41/26 +15	12/17	13/16	5/3	7/8	15/24
Ole Miss	29/39	37/27	77-74	+3	26-62/24-61	.419/.393	4-14/10-33	.286/.303	21-31/16-27	.677/.593	49/37 +12	16/16	15/10	3/4	4/10	24/25
Tennessee	28/29	41/49	69-78	(9)	25-60/19-46	.417/.413	4-14/10-21	.286/.476	15-23/30-32	.652/.938	34/34 -	11/11	17/18	2/3	7/12	24/21
MISSISSIPPI STATE	43/34	41/40	84-74	+10	26-58/23-61	.448/.377	5-15/11-24	.333/.458	27-41/17-23	.659/.739	51/26 +25	13/11	18/12	7/12	6/10	25/32
ALABAMA	35/26	43/38	78-64	+14	22-60/20-60	.367/.333	6-19/6-24	.316/.250	28-46/18-25	.609/.720	50/41 +9	10/12	11/16	5/7	9/5	19/30
Georgia	23/33	33/36	56-69	(13)	18-58/22-56	.310/.393	7-23/8-22	.304/.364	13-19/17-25	.684/.680	37/44 (7)	9/11	14/13	9/9	3/9	23/19
Texas A&M	40/41	41/37	81-78	+3	30-57/26-53	.526/.491	12-21/12-25	.571/.480	9-16/14-22	.563/.636	32/30 +2	22/19	15/17	1/4	8/5	20/20
LSU	39/35	55/48	94-83	+11	30-62/29-61	.484/.475	7-19/9-21	.368/.429	27-36/16-28	.750/.571	36/33 +3	16/16	9/12	3/5	8/4	26/30

Note: Game totals are displayed in the format TEAM/OPPONENT for each category



South Carolina Basketball
South Carolina Category Leaders (as of Feb 11, 2016)
All games

Points	G	Pts	Pts/G
CARRERA, Michael	24	340	14.2
THORNWELL, Sindarius	24	316	13.2
NOTICE, Duane	24	266	11.1
KACINAS, Mindaugas	24	247	10.3
CHATKEVICIUS, L.	24	232	9.7
DOZIER, PJ	24	179	7.5
SILVA, Chris	24	137	5.7
STROMAN, Marcus	22	51	2.3
GREGORY, Jamall	13	27	2.1
COBB, Eric	21	25	1.2
MCKIE, Justin	19	24	1.3
DOBY, Raymond	10	17	1.7

Scoring Average	G	Pts	Avg/G
CARRERA, Michael	24	340	14.2
THORNWELL, Sindarius	24	316	13.2
NOTICE, Duane	24	266	11.1
KACINAS, Mindaugas	24	247	10.3
CHATKEVICIUS, L.	24	232	9.7
DOZIER, PJ	24	179	7.5
SILVA, Chris	24	137	5.7
STROMAN, Marcus	22	51	2.3
GREGORY, Jamall	13	27	2.1
DOBY, Raymond	10	17	1.7
BLANTON, TeMarcus	7	10	1.4
MCKIE, Justin	19	24	1.3

FG Percentage	FG	Att	Pct
COBB, Eric	12	19	.632
GREGORY, Jamall	10	17	.588
CHATKEVICIUS, L.	89	167	.533
KACINAS, Mindaugas	95	184	.516
CARRERA, Michael	107	213	.502
SILVA, Chris	42	86	.488
DOBY, Raymond	5	12	.417
DOZIER, PJ	70	177	.395
NOTICE, Duane	81	212	.382
THORNWELL, Sindarius	91	252	.361
RAGIN, John	1	3	.333
BLANTON, TeMarcus	2	7	.286

Field Goal Attempts	G	Att	Att/G
THORNWELL, Sindarius	24	252	10.5
CARRERA, Michael	24	213	8.9
NOTICE, Duane	24	212	8.8
KACINAS, Mindaugas	24	184	7.7
DOZIER, PJ	24	177	7.4

Field Goals Made	G	Made	Made/G
CARRERA, Michael	24	107	4.5
KACINAS, Mindaugas	24	95	4.0
THORNWELL, Sindarius	24	91	3.8
CHATKEVICIUS, L.	24	89	3.7
NOTICE, Duane	24	81	3.4

3-Point Percentage	3FG	Att	Pct
BLANTON, TeMarcus	2	4	.500
STROMAN, Marcus	3	6	.500
CARRERA, Michael	38	78	.487
GREGORY, Jamall	2	5	.400
NOTICE, Duane	46	117	.393
THORNWELL, Sindarius	31	100	.310
CHATKEVICIUS, L.	6	21	.286
KACINAS, Mindaugas	12	44	.273
DOZIER, PJ	7	36	.194
MCKIE, Justin	2	13	.154
RAGIN, John	0	1	.000

3-Point FG Attempts	G	Att	Att/G
NOTICE, Duane	24	117	4.9
THORNWELL, Sindarius	24	100	4.2
CARRERA, Michael	24	78	3.3
KACINAS, Mindaugas	24	44	1.8
DOZIER, PJ	24	36	1.5

3-Point FG Made	G	Made	Made/G
NOTICE, Duane	24	46	1.9
CARRERA, Michael	24	38	1.6
THORNWELL, Sindarius	24	31	1.3
KACINAS, Mindaugas	24	12	0.5
DOZIER, PJ	24	7	0.3

Free Throw Percent	FG	Att	Pct
BLANTON, TeMarcus	4	4	1.000
THORNWELL, Sindarius	103	134	.769
CARRERA, Michael	88	115	.765
NOTICE, Duane	58	77	.753
CHATKEVICIUS, L.	48	67	.716
STROMAN, Marcus	30	44	.682
DOBY, Raymond	7	11	.636
MCKIE, Justin	6	10	.600
SILVA, Chris	53	89	.596
KACINAS, Mindaugas	45	76	.592
GREGORY, Jamall	5	9	.556
DOZIER, PJ	32	61	.525

Free Throw Attempts	G	Att	Att/G
THORNWELL, Sindarius	24	134	5.6
CARRERA, Michael	24	115	4.8
SILVA, Chris	24	89	3.7
NOTICE, Duane	24	77	3.2
KACINAS, Mindaugas	24	76	3.2

Free Throws Made	G	Made	Made/G
THORNWELL, Sindarius	24	103	4.3
CARRERA, Michael	24	88	3.7
NOTICE, Duane	24	58	2.4
SILVA, Chris	24	53	2.2
CHATKEVICIUS, L.	24	48	2.0



South Carolina Basketball
South Carolina Category Leaders (as of Feb 11, 2016)
All games

Rebounds	G	Reb	Reb/G
CARRERA, Michael	24	172	7.2
KACINAS, Mindaugas	24	133	5.5
THORNWELL, Sindarius	24	120	5.0
SILVA, Chris	24	108	4.5
CHATKEVICIUS, L.	24	107	4.5

Assists	G	No.	Ast/G
THORNWELL, Sindarius	24	88	3.7
DOZIER, PJ	24	49	2.0
NOTICE, Duane	24	48	2.0
CARRERA, Michael	24	33	1.4
STROMAN, Marcus	22	31	1.4

Rebound Average	G	Reb	Avg/G
CARRERA, Michael	24	172	7.2
KACINAS, Mindaugas	24	133	5.5
THORNWELL, Sindarius	24	120	5.0
SILVA, Chris	24	108	4.5
CHATKEVICIUS, L.	24	107	4.5

Steals	G	No.	Stl/G
THORNWELL, Sindarius	24	35	1.5
DOZIER, PJ	24	28	1.2
CARRERA, Michael	24	22	0.9
NOTICE, Duane	24	22	0.9
STROMAN, Marcus	22	15	0.7

Offensive Rebounds	G	No.	Avg/G
KACINAS, Mindaugas	24	54	2.3
CARRERA, Michael	24	46	1.9
CHATKEVICIUS, L.	24	45	1.9
SILVA, Chris	24	44	1.8
THORNWELL, Sindarius	24	30	1.3

Blocked Shots	G	No.	Blk/G
CHATKEVICIUS, L.	24	24	1.0
SILVA, Chris	24	22	0.9
CARRERA, Michael	24	21	0.9
KACINAS, Mindaugas	24	11	0.5
THORNWELL, Sindarius	24	10	0.4

Defensive Rebounds	G	No.	Avg/G
CARRERA, Michael	24	126	5.3
THORNWELL, Sindarius	24	90	3.8
KACINAS, Mindaugas	24	79	3.3
SILVA, Chris	24	64	2.7
CHATKEVICIUS, L.	24	62	2.6

Minutes	G	No.	Min/G
THORNWELL, Sindarius	24	767	32.0
KACINAS, Mindaugas	24	710	29.6
CARRERA, Michael	24	642	26.8
NOTICE, Duane	24	601	25.0
CHATKEVICIUS, L.	24	515	21.5

Fouls	G	No.	Per/G
SILVA, Chris	24	83	3.5
CARRERA, Michael	24	70	2.9
DOZIER, PJ	24	65	2.7
CHATKEVICIUS, L.	24	60	2.5
KACINAS, Mindaugas	24	46	1.9

Turnovers	G	No.	TO/G
DOZIER, PJ	24	61	2.5
THORNWELL, Sindarius	24	54	2.3
CARRERA, Michael	24	45	1.9
CHATKEVICIUS, L.	24	43	1.8
KACINAS, Mindaugas	24	28	1.2

Foulsouts	G	No.
SILVA, Chris	24	3
CARRERA, Michael	24	2
DOZIER, PJ	24	1
KACINAS, Mindaugas	24	1



South Carolina Basketball
South Carolina Team High/Low Analysis (as of Feb 11, 2016)
All games

South Carolina - TEAM GAME HIGHS

POINTS	94	LSU (2/10/16)
	94	vs Hofstra (11/22/15)
	92	LIPSCOMB (11/27/15)
	86	MEMPHIS (1/2/16)
	84	MISSISSIPPI STATE (1/26/16)
	84	ORAL ROBERTS (11/16/15)
	84	NORFOLK STATE (11/14/15)
FIELD GOALS MADE	37	vs Hofstra (11/22/15)
	34	LIPSCOMB (11/27/15)
FIELD GOAL ATTEMPTS	73	ORAL ROBERTS (11/16/15)
	68	vs Hofstra (11/22/15)
FIELD GOAL PERCENTAGE	.544 (37-68)	vs Hofstra (11/22/15)
	.543 (25-46)	DREXEL (12/15/15)
3 PT FIELD GOALS MADE	12	at Texas A&M (02/06/16)
	9	at Auburn (01/05/16)
	9	NORFOLK STATE (11/14/15)
3 PT FG ATTEMPTS	27	FRANCIS MARION (12/30/15)
	23	at Georgia (02/02/16)
	23	at Auburn (01/05/16)
3 PT FG PERCENTAGE	.571 (12-21)	at Texas A&M (02/06/16)
	.556 (5-9)	vs Hofstra (11/22/15)
FREE THROWS MADE	46	MEMPHIS (1/2/16)
	29	NORFOLK STATE (11/14/15)
FREE THROW ATTEMPTS	63	MEMPHIS (1/2/16)
	46	ALABAMA (1/30/16)
FREE THROW PERCENTAGE	.786 (22-28)	at Auburn (01/05/16)
	.786 (22-28)	vs Tulsa (11/23/15)
	.786 (11-14)	at Clemson (12/18/15)
REBOUNDS	53	MEMPHIS (1/2/16)
	51	MISSISSIPPI STATE (1/26/16)
	51	WESTERN CAROLINA (11/30/15)
ASSISTS	24	LIPSCOMB (11/27/15)
	22	at Texas A&M (02/06/16)
STEALS	13	FRANCIS MARION (12/30/15)
	12	USF (12/5/15)
	12	LIPSCOMB (11/27/15)
BLOCKED SHOTS	9	at Georgia (02/02/16)
	9	DREXEL (12/15/15)
TURNOVERS	19	at Auburn (01/05/16)
	19	WESTERN CAROLINA (11/30/15)
FOULS	27	MEMPHIS (1/2/16)
	27	vs DePaul (11/20/15)



South Carolina Basketball
South Carolina High/Low Analysis (as of Feb 11, 2016)
All games

Opponent - GAME HIGHS

POINTS	84	vs Hofstra (11/22/15)
	83	LSU (2/10/16)
	78	at Texas A&M (02/06/16)
	78	at Tennessee (01/23/16)
	76	MEMPHIS (1/2/16)
	76	LIPSCOMB (11/27/15)
FIELD GOALS MADE	29	LSU (2/10/16)
	28	MISSOURI (1/16/16)
	28	vs Hofstra (11/22/15)
FIELD GOAL ATTEMPTS	68	USF (12/5/15)
	68	LIPSCOMB (11/27/15)
FIELD GOAL PERCENTAGE	.509 (28-55)	vs Hofstra (11/22/15)
	.491 (28-57)	MISSOURI (1/16/16)
3 PT FIELD GOALS MADE	17	vs Hofstra (11/22/15)
	13	at Alabama (1/13/16)
	13	LIPSCOMB (11/27/15)
3 PT FG ATTEMPTS	35	LIPSCOMB (11/27/15)
	34	vs Hofstra (11/22/15)
3 PT FG PERCENTAGE	.500 (17-34)	vs Hofstra (11/22/15)
	.480 (12-25)	at Texas A&M (02/06/16)
FREE THROWS MADE	30	at Tennessee (01/23/16)
	30	MEMPHIS (1/2/16)
FREE THROW ATTEMPTS	36	MEMPHIS (1/2/16)
	32	at Tennessee (01/23/16)
FREE THROW PERCENTAGE	1.000 (4-4)	WESTERN CAROLINA (11/30/15)
	.938 (30-32)	at Tennessee (01/23/16)
REBOUNDS	46	USF (12/5/15)
	44	at Georgia (02/02/16)
ASSISTS	19	at Texas A&M (02/06/16)
	18	LIPSCOMB (11/27/15)
STEALS	12	at Tennessee (01/23/16)
	10	MISSISSIPPI STATE (1/26/16)
	10	at Ole Miss (1/19/16)
	10	FRANCIS MARION (12/30/15)
	10	WESTERN CAROLINA (11/30/15)
BLOCKED SHOTS	12	MISSISSIPPI STATE (1/26/16)
	9	at Georgia (02/02/16)
	9	MEMPHIS (1/2/16)
TURNOVERS	22	FRANCIS MARION (12/30/15)
	21	at Auburn (01/05/16)
FOULS	41	MEMPHIS (1/2/16)
	35	NORFOLK STATE (11/14/15)



South Carolina Basketball
South Carolina High/Low Analysis (as of Feb 11, 2016)
All games

South Carolina - GAME LOWS

POINTS	50	at Alabama (1/13/16)
	56	at Georgia (02/02/16)
	65	at Clemson (12/18/15)
	69	VANDERBILT (1/9/16)
	69	at Tennessee (01/23/16)
FIELD GOALS MADE	18	MEMPHIS (1/2/16)
	18	at Georgia (02/02/16)
FIELD GOAL ATTEMPTS	46	DREXEL (12/15/15)
	50	at Auburn (01/05/16)
FIELD GOAL PERCENTAGE	.310 (18-58)	at Georgia (02/02/16)
	.316 (18-57)	MEMPHIS (1/2/16)
3 PT FIELD GOALS MADE	3	VANDERBILT (1/9/16)
	3	at Alabama (1/13/16)
	3	MISSOURI (1/16/16)
3 PT FG ATTEMPTS	9	vs Hofstra (11/22/15)
	12	DREXEL (12/15/15)
3 PT FG PERCENTAGE	.143 (3-21)	MISSOURI (1/16/16)
	.167 (3-18)	at Alabama (1/13/16)
FREE THROWS MADE	9	at Alabama (1/13/16)
	9	at Texas A&M (02/06/16)
FREE THROW ATTEMPTS	14	at Clemson (12/18/15)
	16	at Texas A&M (02/06/16)
FREE THROW PERCENTAGE	.529 (9-17)	at Alabama (1/13/16)
	.533 (16-30)	FRANCIS MARION (12/30/15)
REBOUNDS	32	USF (12/5/15)
	32	at Texas A&M (02/06/16)
ASSISTS	9	MEMPHIS (1/2/16)
	9	at Alabama (1/13/16)
	9	at Georgia (02/02/16)
STEALS	3	at Clemson (12/18/15)
	3	VANDERBILT (1/9/16)
	3	at Georgia (02/02/16)
BLOCKED SHOTS	0	at Auburn (01/05/16)
	1	vs St. John's (12/22/15)
	1	at Texas A&M (02/06/16)
TURNOVERS	6	ORAL ROBERTS (11/16/15)
	9	vs Hofstra (11/22/15)
	9	LSU (2/10/16)
FOULS	12	WESTERN CAROLINA (11/30/15)
	13	at Auburn (01/05/16)



South Carolina Basketball
 South Carolina High/Low Analysis (as of Feb 11, 2016)
 All games

Opponent - GAME LOWS

POINTS	53		WESTERN CAROLINA (11/30/15)
	54		DREXEL (12/15/15)
	56		FRANCIS MARION (12/30/15)
	59		at Clemson (12/18/15)
	61		vs DePaul (11/20/15)
	61		vs St. John's (12/22/15)
FIELD GOALS MADE	18		FRANCIS MARION (12/30/15)
	19		NORFOLK STATE (11/14/15)
	19		vs DePaul (11/20/15)
	19		WESTERN CAROLINA (11/30/15)
	19		DREXEL (12/15/15)
	19		MEMPHIS (1/2/16)
	19		at Tennessee (01/23/16)
FIELD GOAL ATTEMPTS	46		at Tennessee (01/23/16)
	49		vs St. John's (12/22/15)
FIELD GOAL PERCENTAGE	.284	(19-67)	WESTERN CAROLINA (11/30/15)
	.300	(18-60)	FRANCIS MARION (12/30/15)
3 PT FIELD GOALS MADE	2		USF (12/5/15)
	3		vs DePaul (11/20/15)
3 PT FG ATTEMPTS	14		ORAL ROBERTS (11/16/15)
	14		vs DePaul (11/20/15)
3 PT FG PERCENTAGE	.133	(2-15)	USF (12/5/15)
	.208	(5-24)	VANDERBILT (1/9/16)
FREE THROWS MADE	4		WESTERN CAROLINA (11/30/15)
	5		at Clemson (12/18/15)
FREE THROW ATTEMPTS	4		WESTERN CAROLINA (11/30/15)
	9		at Clemson (12/18/15)
FREE THROW PERCENTAGE	.444	(12-27)	vs St. John's (12/22/15)
	.474	(9-19)	DREXEL (12/15/15)
REBOUNDS	22		DREXEL (12/15/15)
	23		vs Hofstra (11/22/15)
ASSISTS	7		ORAL ROBERTS (11/16/15)
	7		FRANCIS MARION (12/30/15)
STEALS	2		vs Hofstra (11/22/15)
	2		at Clemson (12/18/15)
BLOCKED SHOTS	0		vs Tulsa (11/23/15)
	1		at Auburn (01/05/16)
TURNOVERS	10		at Clemson (12/18/15)
	10		at Ole Miss (1/19/16)
FOULS	17		WESTERN CAROLINA (11/30/15)
	19		vs St. John's (12/22/15)
	19		at Auburn (01/05/16)
	19		at Georgia (02/02/16)



South Carolina Basketball
South Carolina Player High/Low Analysis (as of Feb 11, 2016)
All games

South Carolina - I N D I V I D U A L G A M E H I G H S

Points	34		CARRERA, Michael vs Mississippi State (1/26/16)
	27		CHATKEVICIUS, L. vs Oral Roberts (11/16/15)
	25		THORNWELL, Sindarius at Texas A&M (02/06/16)
	24		THORNWELL, Sindarius vs LSU (2/10/16)
	23		KACINAS, Mindaugas vs DePaul (11/20/15)
Field Goals Made	10		CARRERA, Michael vs Mississippi State (1/26/16)
	9		THORNWELL, Sindarius at Texas A&M (02/06/16)
	9		KACINAS, Mindaugas vs Hofstra (11/22/15)
	9		CHATKEVICIUS, L. vs Oral Roberts (11/16/15)
Field Goal Att.	20		THORNWELL, Sindarius at Texas A&M (02/06/16)
	16		CARRERA, Michael vs Mississippi State (1/26/16)
	16		NOTICE, Duane vs Lipscomb (11/27/15)
FG Pct (min 5 made)	1.000	(7-7)	CHATKEVICIUS, L. vs Lipscomb (11/27/15)
	1.000	(6-6)	CARRERA, Michael at Texas A&M (02/06/16)
3-Point FG Made	5		CARRERA, Michael at Texas A&M (02/06/16)
	5		THORNWELL, Sindarius at Auburn (01/05/16)
3-Point FG Att.	8		NOTICE, Duane vs LSU (2/10/16)
	8		THORNWELL, Sindarius at Texas A&M (02/06/16)
	8		THORNWELL, Sindarius at Georgia (02/02/16)
	8		NOTICE, Duane vs Mississippi State (1/26/16)
	8		NOTICE, Duane at Ole Miss (1/19/16)
	8		THORNWELL, Sindarius at Auburn (01/05/16)
3-Pt FG Pct (min 2 made)	1.000	(5-5)	CARRERA, Michael at Texas A&M (02/06/16)
	1.000	(2-2)	NOTICE, Duane vs St. John's (12/22/15)
	1.000	(2-2)	BLANTON, TeMarcus vs Drexel (12/15/15)
	1.000	(2-2)	KACINAS, Mindaugas vs Western Carolina (11/30/15)
	1.000	(2-2)	CARRERA, Michael vs Hofstra (11/22/15)
	1.000	(2-2)	DOZIER, PJ vs Hofstra (11/22/15)
	1.000	(2-2)	NOTICE, Duane vs DePaul (11/20/15)
Free Throws Made	12		CARRERA, Michael vs Alabama (1/30/16)
	12		CARRERA, Michael vs Mississippi State (1/26/16)
	12		NOTICE, Duane vs Memphis (1/2/16)
Free Throw Att.	16		DOZIER, PJ vs Drexel (12/15/15)
	15		CARRERA, Michael vs Mississippi State (1/26/16)
	15		KACINAS, Mindaugas vs DePaul (11/20/15)
FT Pct (min 3 made)	1.000	(12-12)	NOTICE, Duane vs Memphis (1/2/16)
	1.000	(8-8)	STROMAN, Marcus at Auburn (01/05/16)
	1.000	(7-7)	CHATKEVICIUS, L. at Ole Miss (1/19/16)
	1.000	(6-6)	THORNWELL, Sindarius at Georgia (02/02/16)
	1.000	(6-6)	THORNWELL, Sindarius vs Mississippi State (1/26/16)
	1.000	(6-6)	THORNWELL, Sindarius vs Tulsa (11/23/15)
	1.000	(5-5)	CARRERA, Michael vs Western Carolina (11/30/15)
	1.000	(4-4)	THORNWELL, Sindarius vs Alabama (1/30/16)
	1.000	(4-4)	CARRERA, Michael at Tennessee (01/23/16)
	1.000	(4-4)	KACINAS, Mindaugas vs Memphis (1/2/16)
	1.000	(4-4)	CHATKEVICIUS, L. vs Tulsa (11/23/15)
	1.000	(4-4)	KACINAS, Mindaugas vs Oral Roberts (11/16/15)
	1.000	(3-3)	DOBY, Raymond vs LSU (2/10/16)
	1.000	(3-3)	NOTICE, Duane at Alabama (1/13/16)
	1.000	(3-3)	SILVA, Chris vs Francis Marion (12/30/15)
	1.000	(3-3)	THORNWELL, Sindarius at Clemson (12/18/15)
	1.000	(3-3)	CARRERA, Michael vs Lipscomb (11/27/15)
	1.000	(3-3)	CHATKEVICIUS, L. vs Lipscomb (11/27/15)

	1.000	(3-3)	CHATKEVICIUS, L. vs Norfolk State (11/14/15)
	1.000	(3-3)	NOTICE, Duane vs Norfolk State (11/14/15)
Rebounds	15		CARRERA, Michael vs Mississippi State (1/26/16)
	13		KACINAS, Mindaugas vs Oral Roberts (11/16/15)
Assists	9		THORNWELL, Sindarius at Texas A&M (02/06/16)
	7		THORNWELL, Sindarius at Auburn (01/05/16)
	7		THORNWELL, Sindarius vs Oral Roberts (11/16/15)
Steals	5		DOZIER, PJ vs Francis Marion (12/30/15)
	5		THORNWELL, Sindarius vs Tulsa (11/23/15)
Blocked Shots	3		CARRERA, Michael at Georgia (02/02/16)
	3		SILVA, Chris vs Alabama (1/30/16)
	3		CARRERA, Michael vs Mississippi State (1/26/16)
	3		SILVA, Chris vs Francis Marion (12/30/15)
	3		CHATKEVICIUS, L. vs Drexel (12/15/15)
	3		SILVA, Chris vs USF (12/5/15)
	3		CHATKEVICIUS, L. vs Hofstra (11/22/15)
Turnovers	6		DOZIER, PJ at Auburn (01/05/16)
	5		THORNWELL, Sindarius at Tennessee (01/23/16)
	5		CHATKEVICIUS, L. vs St. John's (12/22/15)
Fouls	5		KACINAS, Mindaugas vs LSU (2/10/16)
	5		SILVA, Chris vs LSU (2/10/16)
	5		CARRERA, Michael at Georgia (02/02/16)
	5		SILVA, Chris at Georgia (02/02/16)
	5		DOZIER, PJ at Alabama (1/13/16)
	5		CARRERA, Michael vs Vanderbilt (1/9/16)
	5		SILVA, Chris vs Francis Marion (12/30/15)
Minutes	41		THORNWELL, Sindarius at Ole Miss (1/19/16)
	39		THORNWELL, Sindarius at Texas A&M (02/06/16)
	37		THORNWELL, Sindarius at Georgia (02/02/16)
	37		CARRERA, Michael at Georgia (02/02/16)
	37		THORNWELL, Sindarius vs Alabama (1/30/16)
	37		KACINAS, Mindaugas vs Mississippi State (1/26/16)
	37		CARRERA, Michael vs Mississippi State (1/26/16)
	37		KACINAS, Mindaugas at Clemson (12/18/15)



South Carolina Basketball
 South Carolina Opponent High/Low Analysis (as of Feb 11, 2016)
 All games

OPPONENT INDIVIDUAL GAME HIGHS

Points	36		Punter, Kevin at Tennessee (01/23/16)
	31		Obi Emegano vs Oral Roberts (11/16/15)
	28		GREEN, Juan'ya vs Hofstra (11/22/15)
	27		Norris, Riley at Alabama (1/13/16)
	26		CLARK, Wes vs Missouri (1/16/16)
Field Goals Made	10		CLARK, Wes vs Missouri (1/16/16)
	10		Harris, Tyler at Auburn (01/05/16)
Field Goal Att.	21		Obi Emegano vs Oral Roberts (11/16/15)
	18		Allen, Tavon vs Drexel (12/15/15)
FG Pct (min 5 made)	1.000	(6-6)	ROSBURG, Ryan vs Missouri (1/16/16)
	.833	(5-6)	JONES, Damian vs Vanderbilt (1/9/16)
	.833	(5-6)	JONES, Christian vs St. John's (12/22/15)
3-Point FG Made	8		Norris, Riley at Alabama (1/13/16)
	6		Punter, Kevin at Tennessee (01/23/16)
	6		GREEN, Juan'ya vs Hofstra (11/22/15)
3-Point FG Att.	13		GREEN, Juan'ya vs Hofstra (11/22/15)
	12		Canty, Kareem at Auburn (01/05/16)
3-Pt FG Pct (min 2 made)	1.000	(3-3)	I.J. Ready vs Mississippi State (1/26/16)
	1.000	(2-2)	PATTERSON, Jalyn vs LSU (2/10/16)
	1.000	(2-2)	Alex Caruso at Texas A&M (02/06/16)
	1.000	(2-2)	MARTIN, Jeremiah vs Memphis (1/2/16)
Free Throws Made	14		Punter, Kevin at Tennessee (01/23/16)
	12		TARRANT JR., Ricky vs Memphis (1/2/16)
	12		HARRISON, Shaquille vs Tulsa (11/23/15)
Free Throw Att.	16		HARRISON, Shaquille vs Tulsa (11/23/15)
	15		Punter, Kevin at Tennessee (01/23/16)
FT Pct (min 3 made)	1.000	(12-12)	TARRANT JR., Ricky vs Memphis (1/2/16)
	1.000	(10-10)	Obi Emegano vs Oral Roberts (11/16/15)
	1.000	(8-8)	Hubbs III, Robert at Tennessee (01/23/16)
	1.000	(7-7)	GOODWIN, Shaq vs Memphis (1/2/16)
	1.000	(7-7)	GARRETT, Billy vs DePaul (11/20/15)
	1.000	(5-5)	I.J. Ready vs Mississippi State (1/26/16)
	1.000	(5-5)	Coleman, Justin at Alabama (1/13/16)
	1.000	(5-5)	SHORT, Jeff vs Norfolk State (11/14/15)
	1.000	(4-4)	VICTOR II, Craig vs LSU (2/10/16)
	1.000	(4-4)	Hale, Shannon vs Alabama (1/30/16)
	1.000	(4-4)	Moody, Stefan at Ole Miss (1/19/16)
	1.000	(4-4)	MORILLO, Nehemias vs USF (12/5/15)
	1.000	(4-4)	Mike Brown vs Western Carolina (11/30/15)
	1.000	(3-3)	Q. Weatherspoon vs Mississippi State (1/26/16)
	1.000	(3-3)	WOODSON, Avery vs Memphis (1/2/16)
Rebounds	13		COUSINS, Jaleel vs USF (12/5/15)
	11		BLOSSOMGAME, Jaron at Clemson (12/18/15)
Assists	8		Alex Caruso at Texas A&M (02/06/16)
	8		CLARK, Wes vs Missouri (1/16/16)
	8		MORAN, NATHAN vs Lipscomb (11/27/15)
Steals	5		Moore, Armani at Tennessee (01/23/16)
	4		FRAZIER, J.J. at Georgia (02/02/16)
	4		Punter, Kevin at Tennessee (01/23/16)
	4		Brooks, Rasheed at Ole Miss (1/19/16)
	4		Mike Brown vs Western Carolina (11/30/15)
Blocked Shots	5		NNOKO, Landry at Clemson (12/18/15)
	4		MATEN, Yante at Georgia (02/02/16)

	4	Craig Sword vs Mississippi State (1/26/16)
	4	KORNET, Luke vs Vanderbilt (1/9/16)
	4	Albert Owens vs Oral Roberts (11/16/15)
Turnovers	7	PETERS, Roddy vs USF (12/5/15)
	6	Harris, Tyler at Auburn (01/05/16)
	6	Bowers, Cinmeon at Auburn (01/05/16)
	6	Torrion Brummitt vs Western Carolina (11/30/15)
Fouls	5	VICTOR II, Craig vs LSU (2/10/16)
	5	QUARTERMAN, Tim vs LSU (2/10/16)
	5	Jalen Jones at Texas A&M (02/06/16)
	5	Hall, Donta vs Alabama (1/30/16)
	5	Obasohan, Retin vs Alabama (1/30/16)
	5	Kessens, Michael vs Alabama (1/30/16)
	5	Taylor, Jimmie vs Alabama (1/30/16)
	5	Malik Newman vs Mississippi State (1/26/16)
	5	Craig Sword vs Mississippi State (1/26/16)
	5	Reese, Derek at Tennessee (01/23/16)
	5	Perez,Anthony at Ole Miss (1/19/16)
	5	Gielo,Tomasz at Ole Miss (1/19/16)
	5	ROSBURG, Ryan vs Missouri (1/16/16)
	5	Hall, Donta at Alabama (1/13/16)
	5	CRESSLER, Nolan vs Vanderbilt (1/9/16)
	5	JONES, Damian vs Vanderbilt (1/9/16)
	5	BALDWIN IV, Wade vs Vanderbilt (1/9/16)
	5	Brown, Bryce at Auburn (01/05/16)
	5	CRAWFORD, Markel vs Memphis (1/2/16)
	5	LAWSON, Detric vs Memphis (1/2/16)
	5	GOODWIN, Shaq vs Memphis (1/2/16)
	5	LAWSON, K.J. vs Memphis (1/2/16)
	5	BURRELL, Trahson vs Memphis (1/2/16)
	5	JEROME, David vs Francis Marion (12/30/15)
	5	DAVIS JR., Mike vs Francis Marion (12/30/15)
	5	Myles, Tyshawn vs Drexel (12/15/15)
	5	Allen, Terrell vs Drexel (12/15/15)
	5	Williams, Austin vs Drexel (12/15/15)
	5	BRAMMEIER,GEORGE vs Lipscomb (11/27/15)
	5	CURTIS, Marquel vs Tulsa (11/23/15)
	5	SWANNEGAN, Brandon vs Tulsa (11/23/15)
	5	NICHOLS, Malik vs Hofstra (11/22/15)
	5	Aaron Anderson vs Oral Roberts (11/16/15)
	5	Brandon Conley vs Oral Roberts (11/16/15)
	5	WADE,Jonathan vs Norfolk State (11/14/15)
	5	SHORT,Jeff vs Norfolk State (11/14/15)
	5	TAYLOR,D'Shon vs Norfolk State (11/14/15)