



## 2014-15 GAME NOTES

# SOUTH CAROLINA WOMEN'S BASKETBALL

Assoc. Media Relations Dir.: Diana Koval | Office: 803.777.7977 | Cell: 314.369.6050 | Email: dkoval@mailbox.sc.edu  
Website: www.GamecocksOnline.com | Twitter: @GamecockWBB | Instagram: @GamecockWBB

### Game Information

Date: Thursday, January 15, 2015 | 9 p.m. (ET)

Site: Columbia, Mo.

Arena: Mizzou Arena (15,061)

Broadcast: SEC Network (Paul Sunderland, ppx;  
Carolyn Peck, analyst)

Radio: 107.5 The Game (Brad Muller)

Live Stats: GamecocksOnline.com

### South Carolina Gamecocks 16-0, 4-0 SEC



VS.



### Missouri Tigers 11-6, 1-3 SEC

Ranking: 1/1 (AP/Coaches)

Head Coach: Dawn Staley

Record at SC: 137-71 (7th)

Career Rec.: 309-151 (15th)

Top Scorer: Mitchell (14.8 ppg)

Top Reb.: Coates (8.3 rpg)

Series History: SC leads 2-1

In Missouri: MU leads 1-0

In South Carolina: SC leads 1-0

Neutral Site: SC leads 1-0

Current Streak: SC won last one

Ranking: -/-

Coach: Robin Pingeton

Rec. at MU: 71-71 (5th)

Career Rec.: 406-228 (20th)

Top Scorer: Frericks (13.3 ppg)

Top Reb.: Frericks (9.7 rpg)

### 2014-15 Schedule

Nov. 2	Coker (Exh.) (SECN+)	W, 100-25
Nov. 15	Southern California (SECN+)	W, 70-61
Nov. 20	Clemson (SECN)	W, 99-41
Nov. 23	San Diego State (SECN+)	W, 89-38
<i>Junkanoo Jam (Lucaya Division) • Freeport, Bahamas</i>		
Nov. 27	vs. Wisconsin	W, 67-44
Nov. 28	vs. #22/22 Syracuse	W, 67-63
Dec. 1	NC Central (SECN+)	W, 90-26
Dec. 4	Charlotte (SECN)	W, 82-61
Dec. 7	at #9/8 Duke (ESPN2)	W, 51-50
Dec. 14	Savannah State (SECN+)	W, 111-49
Dec. 17	at Hampton	W, 69-49
<i>Subway Classic • Minneapolis, Minn.</i>		
Dec. 20	vs. Central Michigan	W, 80-45
Dec. 21	vs. Liberty	W, 84-44
Jan. 2	Auburn* (SECN)	W, 77-58
Jan. 4	at LSU* (ESPN2)	W, 75-51
Jan. 8	at Alabama* (SECN+)	W, 102-59
Jan. 11	#10/11 Kentucky* (ESPN2)	W, 68-60
Jan. 15	at Missouri* (SECN)	9 p.m.
Jan. 19	at Florida* (SECN)	7 p.m.
Jan. 26	Texas A&M* (ESPN2)	7 p.m.
Jan. 29	Alabama* (SECN+)	7 p.m.
Feb. 1	at Ole Miss* (ESPNU)	4:30 p.m.
Feb. 5	at Georgia* (SECN)	7 p.m.
Feb. 9	at Connecticut (ESPN2)	8 p.m.
Feb. 12	LSU* (FSN)	7 p.m.
Feb. 15	Vanderbilt* (ESPNU)	Noon
Feb. 19	at Arkansas* (SECN)	9 p.m.
Feb. 23	Tennessee* (ESPN2)	9 p.m.
Feb. 26	Mississippi State* (FSN)	7 p.m.
Mar. 1	at Kentucky* (ESPNU/2)	2/5 p.m.
<i>SEC Tournament • North Little Rock, Ark.</i>		
Mar. 4	First Round (SECN)	TBA
Mar. 5	Second Round (SECN)	TBA
Mar. 6	Quarterfinals (SECN)	TBA
Mar. 7	Semifinals (ESPNU)	TBA
Mar. 8	Final (ESPN)	TBA

\* indicates SEC game

All Times Listed as Eastern and are subject to change

### one.

Prior to each season, head coach Dawn Staley chooses a theme for her team to play under. This season's is "one."

With expectations surrounding this season, Staley believed it was important for her team to focus on the collective instead of any individual, knowing that to thrive in pressure situations, each student-athlete may have to sacrifice a piece of herself to become one team.















### South Carolina Notables

- The Gamecocks are in their 41st season of women's basketball. It is the program's 24th season in the SEC and the seventh under head coach Dawn Staley. South Carolina has played in the last three NCAA Tournaments, including two trips to the Sweet 16 (2012, 2014).
- South Carolina is one of two teams in the nation ranked among the top 15 in both scoring offense (12th, 80.1 ppg) and scoring defense (2nd, 49.9 ppg). The other is UConn at second in scoring offense (88.8 ppg) and seventh in defense (51.3 ppg).
- The Gamecocks' 16-0 start is the best in program history and also is the new the school record for longest win streak. The previous win streak record was held by the 1985-86 team, which put together 13 wins from Jan. 25 through March 3.
- Ten of the 14 Gamecocks on the active roster have scored in double figures at least once this season. Freshman A'ja Wilson leads the way with 14 games with 10 or more points, while veterans Tiffany Mitchell (12), Alaina Coates (10) and Aleighsa Welch (10) follow close behind.
- South Carolina has trailed at halftime just three times this season – all three against nationally ranked opponents and all eventual Gamecock victories. Last season, South Carolina lost all five games in which it was behind at halftime.
- In the last two seasons (50 games), senior Aleighsa Welch has shot 50.0 percent or better in all but 11 games, including three perfect shooting games. This season, SEC play has brought out the best in Welch, who is currently shooting 72.0 percent (18-of-25) in league games.
- Freshman A'ja Wilson is making an early case for SEC Freshman of the Year, averaging nearly a double-double in league play so far – 13.0 ppg, 9.3 rpg. Overall on the season, she has scored in double figures in all but two games and has four double-doubles to her credit.
- Four Gamecocks were named to the Naismith Trophy Top 50 Watch List this week with Alaina Coates and A'ja Wilson joining junior Tiffany Mitchell and Aleighsa Welch, who are also on the Wooden Award and Wade Trophy Watch Lists. No other school had four entries on the Naismith list, and South Carolina is one of four teams with two entries on the other two watch lists.

### Tale of the Tape

Missouri				South Carolina			
Overall	SEC Rank	SEC Only	SEC Rank	Overall	SEC Rank	SEC Only	SEC Rank
11-6		1-3		16-0		4-0	
9-2		1-1		8-0		2-0	
1-3		0-2		4-0		2-0	
1-1				4-0			
65.1	8th	53.5	14th	80.1	2nd	80.5	1st
57.6	8th	58.0	4th	49.9	1st	57.0	3rd
.405	8th	.359	10th	.489	1st	.485	1st
.332	1st	.302	1st	.334	2nd	.344	2nd
.322	4th	.329	3rd	.361	1st	.377	1st
.293	10th	.280	8th	.257	4th	.255	4th
.609	12th	.597	14th	.668	6th	.713	4th
10.6		9.3		14.7		15.5	
44.3	3rd	43.5	1st	43.1	5th	42.2	2nd
+8.0	4th	+1.8	5th	+11.4	1st	+9.3	1st
13.5	9th	11.8	8th	19.3	1st	17.3	1st
-2.4		-7.0	14th	+5.2	4th	-0.5	9th
7.6	11th	5.8	T-13th	9.8	9th	6.8	T-9th
3.9	8th	5.0	3rd	6.4	1st	7.5	1st

# 2014-15 South Carolina Media Roster

0		<b>India Farmer</b> 6-0 • So. • Forward • N. Myrtle Beach, S.C. PPG 0.2 RPG 0.6 APG 0.0 FG% .000 FT% .500	<b>LAST GAME:</b> 1 reb, 4 min at Alabama <b>NOTABLE:</b> Seen action in 11 games this season ... great team player ... works hard with good attitude ... played in 18 games last season, including seven SEC and four postseason.	<b>Career Highs</b> <b>Pts:</b> 3, 2x, vs. Alabama, 1/19/14 <b>Reb:</b> 3 vs. NC Central, 12/2/13 <b>Ast:</b> — <b>Stl:</b> —
1		<b>Bianca Cuevas</b> 5-6 • Fr. • Guard • Bronx, N.Y. <i>kway-VAAS</i> PPG 5.2 RPG 1.1 APG 1.8 FG% .366 FT% .778	<b>LAST GM:</b> 2 pts in 5 min vs. Kentucky <b>NOTABLE:</b> Cat-quick, crafty guard ... 10+ points in four games ... 5 assists in two games ... 8.3 ppg in SEC play, 4.7 ppg in non-conference action ... McDonald's All-America.	<b>Career Highs</b> <b>Pts:</b> 12 at Hampton, 12/17/14 <b>Reb:</b> 3, 2x, vs. SDSU, 11/23/14 <b>Ast:</b> 5 vs. SDSU, 11/23/14 <b>Stl:</b> 4, 2x, vs. Sav. St., 12/14/14
2		<b>Olivia Gaines</b> 5-7 • Sr. • Guard • Chester, S.C. PPG 1.1 RPG 1.2 APG 1.1 FG% .269 FT% .750	<b>LAST GAME:</b> 2 pts, 3 assts, 1 reb at Alabama <b>NOTABLE:</b> Key defensive stopper ... played in every game this season, averaging 16.0 minutes in SEC play ... picked up steal that set up winning play at Duke.	<b>Career Highs</b> <b>Pts:</b> 7 vs. Savannah St., 12/28/13 <b>Reb:</b> 5, 2x, vs. Clemson, 11/20/14 <b>Ast:</b> 5 vs. Chas. Sthrn., 11/8/13 <b>Min:</b> 23 vs. Alabama, 1/19/14
3		<b>Kaydra Duckett</b> 5-8 • Fr. • Guard • Columbia, S.C. <i>KAY-druh DUCK-it</i> PPG 0.4 RPG 0.8 APG 0.2 FG% .200 FT% 1.00	<b>LAST GAME:</b> 1 reb, 4 min at Alabama <b>NOTABLE:</b> Has played in nine games, including two SEC ... 1st career points vs. NCCU ... rated 3A South Carolina player of the year ... won two state titles (2012, 2014).	<b>Career Highs</b> <b>Pts:</b> 2, 2x, vs. Sav. St., 12/14/14 <b>Reb:</b> 4 vs. Savannah St., 12/14/14 <b>Ast:</b> 1, 2x, vs. Sav. St., 12/14/14 <b>Stl:</b> 1, 2x, vs. Liberty, 12/21/14
5		<b>Khadijah Sessions</b> 5-8 • Jr. • Guard • Myrtle Beach, S.C. <i>kuh-DEE-zhub SESH-uns</i> PPG 3.8 RPG 2.6 APG 3.3 FG% .328 FT% .571	<b>LAST GAME:</b> 12 pts, 5 rebs, 2 assts vs. Kentucky <b>NOTABLE:</b> Leads SEC in assist:turnover (2.5), top 10 in assists and steals (2.1 spg) ... seven games of four or more assists ... 10 games with no more than one turnover — 6 with none ... hit three 3s vs. UK	<b>Career Highs</b> <b>Pts:</b> 19 vs. Auburn, 2/3/13 <b>Reb:</b> 6 vs. Clemson, 11/20/14 <b>Ast:</b> 8 vs. NC Central, 12/1/14 <b>Stl:</b> 4, 7x, at Alabama, 1/8/15
15		<b>Tiffany Davis</b> 5-7 • So. • Guard • Houston, Texas PPG 1.3 RPG 0.9 APG 0.6 FG% .400 FT% .571	<b>LAST GAME:</b> 1 min vs. Kentucky <b>NOTABLE:</b> Played in 12 games ... doing "her job" well off the bench, per Staley ... averaged 3.5 pts over last two games ... Continues to learn how to run offense efficiently.	<b>Career Highs</b> <b>Pts:</b> 11 vs. Ole Miss, 1/30/14 <b>Reb:</b> 6 at Arkansas, 1/2/14 <b>Ast:</b> 3, 4x, vs. SC State, 12/22/13 <b>Stl:</b> 5 vs. Elon, 11/9/12
22		<b>A'ja Wilson</b> 6-5 • Fr. • Guard/Forward • Hopkins, S.C. <i>A-zhub</i> PPG 13.9 RPG 7.2 BPG 1.8 FG% .503 FT% .652	<b>LAST GM:</b> 8 pts, 9 rebs, 3 blks vs. Kentucky <b>NOTABLE:</b> Scored 10+ 14 times, 4 double-doubles — 3 in last 5 games ... 9th in SEC in ppg, 9th in rpg, 3th in blks, 5th in FG %age ... only freshman on Naismith Top 50 Watch List.	<b>Career Highs</b> <b>Pts:</b> 23 vs. Sav. St., 12/14/14 <b>Reb:</b> 13 at LSU, 1/4/15 <b>Ast:</b> 3, 2x, at Alabama, 1/8/15 <b>Stl:</b> 3, 4x, vs. C. Mich., 12/20/14
23		<b>Tina Roy</b> 5-11 • Junior • Guard • Kaplan, La. PPG 4.7 RPG 2.3 APG 3.0 FG% .413 FT% --	<b>LAST GAME:</b> 2 pts, 1 reb, 1 asst vs. Kentucky <b>NOTABLE:</b> Committed multiple turnovers in just 5 games ... 15th in SEC in assists ... shooting team-high 54.5% from 3-point range in SEC play ... 3-of-3 from 3-pt arc at Alabama.	<b>Career Highs</b> <b>Pts:</b> 15 vs. Presbyterian, 11/27/11 <b>Reb:</b> 8 at Miss. State, 2/6/14 <b>Ast:</b> 10 vs. Sav. State, 12/14/14 <b>Stl:</b> 3 vs. Southern Cal, 11/15/14
24		<b>Aleighsa Welch</b> 6-0 • Sr. • Forward • Goose Creek, S.C. <i>uh-LEE-sub</i> PPG 9.8 RPG 5.4 BPG 1.3 FG% .612 FT% .452	<b>LAST GAME:</b> 9 pts, 11 rebs, 3 blks vs. Kentucky <b>NOTABLE:</b> 10 games with 10+ pts ... 6 games of 3 or more assists (1.9 apg) ... shooting 72.0% in SEC play ... team captain for 3rd time ... Wooden, Wade and Naismith Watch Lists.	<b>Career Highs</b> <b>Pts:</b> 23 vs. UNC, 12/18/13 <b>Reb:</b> 17 vs. CofC, 11/14/13 <b>Ast:</b> 5 vs. Savannah St., 12/28/13 <b>Blk:</b> 5, 2x, at Kentucky, 2/20/14
25		<b>Tiffany Mitchell</b> 5-9 • Jr. • Guard • Charlotte, N.C. PPG 14.8 RPG 2.8 APG 3.1 FG% .520 FT% .846	<b>LAST GM:</b> 19 pts, 5 rebs, 4 assts vs. Kentucky <b>NOTABLE:</b> 5th in SEC in ppg, overall and league play ... 7th in nation in 3FG %age (.515) ... 10+ pts 12 times, 3 20+ gms ... Scored 10 of last 13 pts vs. UK (8 FTs) ... Wooden, Wade, Naismith Watch Lists.	<b>Career Highs</b> <b>Pts:</b> 25 vs. Georgia, 2/27/14 <b>Reb:</b> 11, 5x, at Arkansas, 1/2/14 <b>Ast:</b> 9 at SDSU, 11/23/13 <b>Stl:</b> 7 vs. NC Central, 12/1/14
31		<b>Asia Dozier</b> 6-0 • Jr. • Guard/Forward • Columbia, S.C. <i>DOE-zhur</i> PPG 5.1 RPG 0.8 APG 2.4 FG% .443 FT% .500	<b>LAST GAME:</b> 5 pts, 4 rebs, 2 assts vs. Kentucky <b>NOTABLE:</b> 10+ points three times ... handed out four assists five times this season ... avg. 1.5 3s/gm in SEC play (10th) ... scored team's 1st 8 pts at Alabama to keep close early ... team captain.	<b>Career Highs</b> <b>Pts:</b> 16, 2x, at SDSU, 11/23/13 <b>Reb:</b> 10 vs. Elon, 11/9/12 <b>Ast:</b> 6, 2x, vs. Georgia, 3/7/14 <b>Stl:</b> 2, 7x, at Alabama, 1/8/15
33		<b>Elem Ibiam</b> 6-4 • Sr. • Center • Fayetteville, Ga. <i>ELL-um IB-ee-um</i> PPG 7.8 RPG 4.6 BPG 1.1 FG% .605 FT% .636	<b>LAST GAME:</b> 8 pts, 4 rebs vs. Kentucky <b>NOTABLE:</b> 3rd in career blocks (147), 1 away from No. 2 spot ... 12th in SEC in blocks ... 10+ pts in 4 of last 8 games ... season's 1st double-double vs. CMU ... team captain.	<b>Career Highs</b> <b>Pts:</b> 21 vs. Sav. St., 12/14/14 <b>Reb:</b> 12, 2x, vs. CMU, 12/20/14 <b>Blk:</b> 7 at Miss. State, 2/6/14 <b>Min:</b> 34 at Texas A&M, 1/16/14
40		<b>Jatarie White</b> 6-4 • Fr. • Forward • Charlotte, N.C. <i>juh-TAR-ee</i> PPG 4.1 RPG 2.9 BPG 0.1 FG% .464 FT% .750	<b>LAST GAME:</b> 3 rebs in 5 min vs. Kentucky <b>NOTABLE:</b> Returned to action vs UK after missing 9 games (foot) ... two 10+ point games ... rated No. 7 player and top post in 2014 class ... WBCA and McDonald's All-America.	<b>Career Highs</b> <b>Pts:</b> 11 vs. Clemson, 11/20/14 <b>Reb:</b> 6 vs. SDSU, 11/23/14 <b>Ast:</b> 1 vs. Southern Cal, 11/15/14 <b>Stl:</b> 1, 2x, vs. SDSU, 11/23/14
41		<b>Alaina Coates</b> 6-4 • So. • Center • Irmo, S.C. <i>uh-LAY-nuh COATS</i> PPG 11.1 RPG 8.3 BPG 1.6 FG% .560 FT% .675	<b>LAST GAME:</b> 3 pts, 6 rebs, 2 blks vs. Kentucky <b>NOTABLE:</b> 18th in SEC in ppg, 5th in rebs and 6th in blocks ... SEC-high 7 doubles-doubles, 4 in last 7 games ... 10+ pts 10 times, 2 20-pt games ... 2.0 blocks per game in SEC play.	<b>Career Highs</b> <b>Pts:</b> 24, 2x, vs. Ole Miss, 1/30/14 <b>Reb:</b> 17 vs. Kentucky, 1/9/14 <b>Blk:</b> 5, 2x, vs. Florida, 2/23/14 <b>Min:</b> 30 vs. Sthrn. Cal, 11/15/14

Starter

Reserve

## Quick Facts

### The University

**Location:** Columbia, S.C.

**Founded:** 1801

**Enrollment:** 31,964

**Colors:** Garnet (PMS 202C) and Black

**Nickname:** Gamecocks

**Conference:** Southeastern

**President:** Dr. Harris Pastides

**Athletics Director:** Ray Tanner

**Facility:** Colonial Life Arena (18,000)

### Coaching Staff

**Head Coach:** Dawn Staley

**Alma Mater:** Virginia, 1992

**Overall Record:** 309-151 (14th season)

**School Record:** 137-71 (6th season)

**Assoc. Head Coach (Alma Mater):**

Lisa Boyer (Ithaca, 1979)

**Assistant Coaches (Alma Mater):**

Nikki McCray-Penson (Tennessee, 1995)

Darius Taylor (Michigan, 2000)

### Team Information

**2013-14 Record:** 29-5

Home: 16-0 Away: 10-2 Neutral: 3-3

**SEC Record (Finish):** 14-2 (1st)

Home: 8-0 Away: 6-2

**Letterwinners Returning/Lost:** 10/2

**Starters Returning/Lost:** 5/0

### Program History

**First Year of Women's Basketball:** 1974-75

**All-Time Record:** 717-500 (41st season)

**All-Time SEC Record:** 120-199 (23rd season)

**NCAA Appearances (Last):** 11 (2014)

**NCAA Tournament Record:** 13-11

**Last NCAA Result:** L, 58-65, North Carolina, Palo

Alto, Calif, 3/30/14, Sweet 16

**WNIT Appearances (Last):** 4 (2011)

**WNIT Record:** 3-4

### Media Relations

**Women's Basketball Contact:** Diana Koval

**Office:** 803.777.7977

**Cell:** 314.369.6050

**Email:** dkoval@mailbox.sc.edu

**Press Row Phone:** 803.777.6182

**Athletics Department on the Web**

**Website:** GamecocksOnline.com

**Twitter:** @GamecocksOnline

**Instagram:** @GamecocksOnline

**Facebook:** Facebook.com/GamecocksOnline

**YouTube:** YouTube.com/GamecocksOnline

**Women's Basketball on Twitter**

**Team:** @GamecockWBB

**Head Coach:** @DawnStaley

## A South Carolina Win Would...

- Extend the school record for longest win streak to 17.
- Make the Gamecocks 5-0 in SEC play, which would top the 2002 team's 4-0 start as the best SEC open in program history.
- Be the Gamecocks' first in Mizzou Arena.

## By the Numbers

- 1 Block needed by senior Elem Ibiam to tie Michelle Murray (1990-93) for second on the program's career list
- 1 Game this season in which the Gamecocks have allowed a team to shoot over 40.0 percent – Charlotte (Dec. 4), 45.3 percent
- 2 Stats in which A'ja Wilson ranks among the top 10 freshmen in the nation – field goal percentage (6th, .503) and blocks (9th, 1.8)
- 2 Remaining unbeaten teams in the nation (through games of Jan. 13) – South Carolina, and Princeton
- 3 Offensive rebounds by freshman Jatarie White in just five minutes against #10/11 Kentucky (Jan. 11) in her first game back following a foot injury
- 5 Home games in which South Carolinas has played in front of over 10,000 fans, helping the Gamecocks lead the nation in average attendance (11,631)
- 5 Gamecocks who have led the team in assists this season – Tina Roy (5), Khadijah Sessions (5), Asia Dozier (4), Tiffany Mitchell (4) and Bianca Ceuvras (2)
- 7 Games this season in which junior Tiffany Mitchell's 3-point field goal percentage was higher than that of her two-point attempts
- 7 Double-doubles by Alaina Coates this season, tied for the SEC lead, including four in the last seven games
- 8 Games in which South Carolina's bench has tied or out-scored its starters
- 9 South Carolina 1,000-point scorers who have also grabbed at least 800 career rebounders, with senior Aleighsa Welch joining the group on Jan. 11 (vs. #10/11 Kentucky)
- 10 Games this season in which at least one Gamecock has posted a double-double
- 11 3-pointers made by the Gamecocks at Alabama, the most in a road game since hitting the same number at Auburn on Feb. 15, 2004
- 12 Free throws made by junior Tiffany Mitchell in the last five minutes of the Gamecocks' four games decided by single digits
- 14 Games in which freshman A'ja Wilson has scored in double figures – a team high
- 22.0 Free throw attempts per game by South Carolina this season, compared to 13.4 by its opponents
- 41.3 Points per game scored by the Gamecocks in the paint this season, compared to just 21.1 by their opponents.
- 64.6 Percent of the Gamecocks' field goals that have been assisted this season, helping them rank fifth in the nation with 19.3 apg
- 801 Career rebounds by senior Aleighsa Welch, more than any other current SEC player and 10th in school history

## To Watch the SEC Network

To watch the SEC Network (television/linear channel), you must be a customer of one of the following: AT&T U-verse® TV, Bright House Networks, Charter, Comcast, Xfinity TV, Cox Communications, DIRECTV, DISH, Google Fiber, LUS Fiber, PTC Communications, Suddenlink, Time Warner Cable, Wilkes Telephone, and members of the NCTC, NRTC and NTTCC.

## Gamecocks in the Rankings

(thru games of 1/13)

Team	SEC	NCAA	Actual
Scoring Offense	2	12	80.1
Scoring Defense	1	2	49.9
Scoring Margin	1	2	+30.1
Field Goal Percentage	1	4	.489
Field Goal %age Def.	2	6	.334
3-Point FG %age	1	30	.361
3-Point FG %age Def.	4	18	.257
3-Point FG Made/Gm.	3	138	5.6
Free Throw Percentage	6	219	.668
Rebounding Offense	5	—	43.1
Rebounding Defense	1	—	31.6
Rebounding Margin	1	8	+11.4
Assists	1	5	19.3
Steals	9	75	9.8
Turnover Margin	5	33	+5.2
Turnovers	—	26	13.4
Assist-to-Turnover Ratio	1	7	1.4
Blocked Shots	1	9	6.4
Home Attendance Avg.	1	1	11,631

Alaina Coates	SEC	NCAA	Actual
Scoring	18	—	11.1
Rebounding	5	120	8.3
FT Percentage	13	51	.675
Blocks	6	109	1.6
Off. Rebounds	11	—	2.9
Double-Doubles	T-1	30	7

Elem Ibiam	SEC	NCAA	Actual
Blocks	12	243	1.1

Tiffany Mitchell	SEC	NCAA	Actual
Scoring	5	196	14.8
Assists	T-11	—	3.1
FT Percentage	2	50	.846
3-Pt FG Percentage	1	7	.479
3-Pt FG Made	4	120	2.2
Assist-to-Turnover Ratio	8	132	1.6

Tina Roy	SEC	NCAA	Actual
Assists	T-15	—	3.0
Assist-to-Turnover Ratio	3	35	2.3
3-Pt FG Made	14	—	1.3

Khadijah Sessions	SEC	NCAA	Actual
Assists	10	250	3.3
Assist-to-Turnover Ratio	1	27	2.5
Steals	9	132	2.1

Aleighsa Welch	SEC	NCAA	Actual
Scoring	30	—	9.8
Blocks	7	183	1.3

A'ja Wilson	SEC	NCAA	Actual
Scoring	9	—	13.9
Rebounding	9	232	7.2
FG Percentage	5	76	.503
Blocks	3	84	1.8

## Current Gamecock Streaks

	Total	Home	Road	Neut.
Overall	W16	W26	W4	W4
SEC	W4	W12	W2	—
Non-Conference	W12	W16	W9	W4
Ranked Teams	W3	W2	W1	W1

## 2014-15 Double-Doubles

### Alaina Coates (7)

11/15	Southern Cal	18 pts/13 rebs
11/20	Clemson	12 pts/10 rebs
12/4	Charlotte	15 pts/13 rebs
12/14	Savannah State	20 pts/10 rebs
12/17	at Hampton	12 pts/13 rebs
12/20	vs. Central Michigan	16 pts/10 rebs
1/2	Auburn	11 pts/14 rebs

### Elem Ibiam (1)

12/20	vs. Central Michigan	10 pts/12 rebs
-------	----------------------	----------------

### A'ja Wilson (4)

11/28	vs. Syracuse	15 pts/10 rebs
12/21	vs. Liberty	17 pts/10 rebs
1/2	Auburn	12 pts/10 rebs
1/4	at LSU	21 pts/13 rebs

To watch games online, you must be a customer of one of the following: AT&T U-verse, Charter, Comcast, Cox, DISH, Google Fiber, Suddenlink, and members of the NCTC, NRTC and NTTC. You can contact your cable/satellite provider and get a username and password which will allow you to access the content on computers, tablets, mobile phones and other consumer devices like Xbox.

## Missouri Series History

As one of the newest members of the SEC, Missouri has played South Carolina just three times prior to tonight. The Gamecocks won the first and most recent meetings, while the Tigers claimed the lone previous matchup at Mizzou Arena.

In the most recent meeting – a 78-62 win by South Carolina on Feb. 2, 2014, at Colonial Life Arena – all five Gamecock starters scored in double figures, as did Alaina Coates off the bench. Then No. 7/8 South Carolina shot a sterling 49.0 percent and led 48-25 at the half. The Tigers shook off the slow start to hit six 3s in the second half to outscore the Gamecocks 37-30 in the final 20 minutes as South Carolina struggled to capitalize on 27 trips to the free throw line in the period.

In the last meeting at Mizzou Arena – the two teams' first as conference rivals – the Tigers spoiled the Gamecocks' bid for a top-four seed at the upcoming SEC Tournament with a 65-58 decision on Feb. 28, 2013, behind 26 points and 12 rebounds from Bri Kulas as the Tigers dominated then No. 14/13 South Carolina in the paint 34-14.

The first meeting of the series came on Nov. 24, 2001, at the Duke Classic and ended in a 72-60 South Carolina victory.

## Road Warriors

The Gamecocks are 4-0 on the road this season, including two SEC outings in enemy territory.

Overall, South Carolina is 207-240 (.463) in road games, including a 38-31 (.551) record during the Dawn Staley era. After a difficult start as the Gamecocks' mentor, Staley has guided her team to two of the program's top five road records in program history, including last season's school-record winning percentage of .833 (10-2). Her 2012-13 team posted a 7-3 (.700) record on the road for the fourth-best in program history.

## Poll Prominence

South Carolina is in its eighth week as the No. 1 team in the nation in the Associated Press Poll, the third-longest stretch by a team in the last five seasons (beginning 2010-11). Only four teams have held the top spot in the AP poll during that time – Baylor (39 weeks), Connecticut (35 weeks) and Stanford (6 weeks).

In the last 10 seasons (beginning 2005-06), eight teams have occupied the AP Poll's No. 1 position. South Carolina's eight weeks in the spot is the sixth-most among that group, which is led by UConn's 85 entries. Baylor is second at 39 followed by Tennessee (16), Duke (14) and Maryland (10).

The AP's No. 1 ranking on Nov. 24 was a South Carolina program first, besting the No. 2 spot the Gamecocks held for five times in their history – Nov. 17, 2014; Preseason 2014-15; Jan. 2, 1982; Dec. 27, 1981; and Dec. 20, 1981.

## SEC Stories

Head coach Dawn Staley has steadily lifted the Gamecocks' national profile by building the Gamecocks into a consistent SEC contender, shirking decades of difficulty in the nation's best women's basketball conference.

In her seventh season at the helm, Staley boasts a 56-42 (.571) SEC regular-season record and has finished outside the league's top five just twice – an unprecedented achievement for a program that had finished INSIDE the top five just twice in the previous 17 seasons. Staley's 56 wins include three seasons of double-digit league victories – 10-6 in 2012, 11-5 in 2013 and an SEC-best 14-2 in 2014.

Staley's SEC regular-season record includes a 31-18 (.633) mark at home and a 25-24 (.510) slate on the road.

## Win Any Way

As the Gamecocks' baseball coach a few years ago, South Carolina athletics director Ray Tanner frequently used the saying "Win Anyway," and the women's basketball team has put its own twist on the quote. The Gamecocks have not lost a game this season, but the end has not always come by the same means.

Dawn Staley's team has won with both a high-flying offense – posting records of 4-0 when scoring 90+ points, 4-0 when scoring 80-89 points – and a more methodical one, 4-0 when scoring 70-79

## 2014-15 Awards

### Alaina Coates

Naismith Trophy Top 50 Watch List  
No. 25 Player in the Nation (espnW)  
Preseason All-SEC (Coaches)

### Tiffany Mitchell

Naismith Trophy Top 50 Watch List  
Wade Watch List  
Wooden Award Preseason Top 30  
Preseason All-America (AP, Sports Illustrated, ESPN)  
No. 4 Player in the Nation (espnW)  
Preseason SEC Player of the Year (Coaches, Media)  
Preseason All-SEC (Coaches, Media)  
Junkanoo Jam, Lucaya Division All-Tournament  
Subway All-Classic Team

### Aleighsa Welch

Naismith Trophy Top 50 Watch List  
Wade Watch List  
Wooden Award Preseason Top 30  
No. 7 Player in the Nation (espnW)  
Preseason All-America Second Team (ESPN)  
Preseason All-SEC (Coaches, Media)

### A'ja Wilson

Naismith Trophy Top 50 Watch List  
Junkanoo Jam, Lucaya Division MVP  
USBWA National Freshman of the Week  
(Dec. 1-7)  
Three-time SEC Freshman of the Week (Nov. 24-30; Dec. 1-7; Dec. 29-Jan. 4)  
Subway All-Classic Team

points, 5-0 with scoring fewer than 70.

The Gamecocks have won both inside – 7-0 when shooting less than 33.3 percent from 3-point range, 6-0 when at least half of points come in the paint – and outside – 9-0 when shooting 33.3 percent or better from 3-point range, 10-0 when less than half of points come in the paint.

South Carolina has seen its top scorer come from both the starting lineup (7-0) and the bench (8-0) – with one game a starter and reserve tied for the team high (vs. Auburn – Welch, Wilson).

## Diehard Defenders

While the offense has fluctuated in source and volume, the one standard for the Gamecocks – both this season and throughout head coach Dawn Staley's career – has been their defense. South Carolina is second in the nation in scoring defense, allowing 49.9 points per game with no opponent scoring more than 63 points. In fact, South Carolina has held an opponent under 50 points eight times.

## Gamecocks in 2014-15 National Polls

Poll	Pre	11/17	11/24	12/1	12/8	12/15	12/22	12/29	1/5	1/12	1/19	1/26	2/2	2/9	2/16	2/23	3/2	3/9	3/17	Final
Associated Press	2	2	1	1	1	1	1	1	1	1										
Coaches	2	3	2	2	1	1	1	1	1	1										

## Controlled Caroms

The Gamecocks have also built their success on the glass – an area, like defense, that Staley preaches as a measure of effort as much as talent. South Carolina ranks eighth in the nation in rebounding margin, out-boarding its opponents by 11.4 per game. The Gamecocks have out-paced their opponent by double-digit rebounds eight times this season, including three games by at least 20 rebounds – Clemson (+22), Savannah State (+35) and at Hampton (+27).

## Bench Marks

While every competitor wants to be a starter, the Gamecocks have shown that the bench can be just as productive a position. The South Carolina bench has tied or out-scored its starting teammates eight times this season, including three SEC contests, and has out-scored the entire opposing team four times – Clemson (Nov. 20), San Diego State (Nov. 23), NC Central (Dec. 1). In all, the bench has accounted for 48.4 percent of the Gamecocks' points this season.

Of the 64 double-figures games turned in so far this season, 31 of them have come from the bench – A'ja Wilson (14), Alaina Coates (8), Bianca Cuevas (4), Tina Roy (2), Jatarie White (2) and Asia Dozier (1).

## Diversified Assets

South Carolina ranks second in the nation in field goal shooting with an SEC-best .489 percentage. The Gamecocks' top five scorers all shoot over 50.0 percent from the field, but only one ranks among the SEC's best in the category – A'ja Wilson's .503 percentage is fifth in the SEC, 76th in the nation and sixth among freshmen

nationally. The anomaly comes from the league and the NCAA required minimum of five made field goals per game to qualify.

Name	FGM/gm	FGA/gm	FG%	PPG
Mitchell	4.9	9.5	.520	14.8
Wilson	5.2	10.2	.503	13.9
Coates	3.8	6.8	.560	11.1
Welch	4.4	7.3	.612	9.8
Ibiam	3.3	5.4	.605	7.8

## Zone Buster

Since the emergence of Elem Ibiam and the arrival of Alaina Coates in 2013-14, South Carolina has been a team feared for its inside presence. That perception got a boost with the addition of Jatarie White and A'ja Wilson this season, and teams have packed into a zone early and often against the Gamecocks.

This season, South Carolina's guards have been effective at capitalizing on what opposing teams are willing to cede in that defensive alignment – the 3-point shot. The Gamecocks lead the SEC and rank 30th in the nation in 3-point field goal percentage, hitting 36.1 percent from outside the arc. The percentage is not far above last season's (.347), but after closing 2013-14 averaging 3.9 made 3s per game, South Carolina is third in the SEC with a 5.6 average this season – a number that goes up to 6.5 per game in SEC play. The most 3s made per game of the Staley era is 9.2 in 2009-10.

Junior Tiffany Mitchell has been the primary long-range shooter, ranking fourth in the SEC with 2.2 made 3s per game and seventh in the country with an SEC-best .479 3-point field goal percentage. But juniors Asia Dozier and Tina Roy have lifted their long-range production in SEC action, shooting .400 (6-of-15) and .545 (6-of-11),

respectively, in league play and the pair are tied for 10th in the league with 1.5 made 3s per SEC game. Each was hitting around one-third of her attempts prior to the start of conference games.

## SWAT Team

South Carolina leads the SEC and ranks ninth in the nation with 6.4 blocked shots per game. The effort is a continuation of last season, during which the Gamecocks shattered the school record for blocks in a season by 41, recording 240 over 34 games for a 7.1 average.

Four Gamecocks rank among the SEC's top 12 blockers, led by freshman A'ja Wilson in third at 1.8 per game – a number that jumps to 2.8 per SEC game. Sophomore Alaina Coates is just behind in sixth with 1.65 per game this season. Seniors Aleighsa Welch and Elem Ibiam are next in line with Welch swatting 1.3 per game for seventh and Ibiam rejecting 1.1 per game for 12th place.

## Handled with Care

Head coach Dawn Staley refers to the point guard position as one of "service" to teammates, a job designed to create stars out of teammates. More than just her point guards have embraced that theory as the Gamecocks rank fifth in the



## Around the SEC

	SEC Games			Overall		
	W	L	Pct.	W	L	Pct.
South Carolina	4	0	1.000	16	0	1.000
Tennessee	4	0	1.000	14	2	.875
Mississippi St.	3	1	.750	18	1	.947
Georgia	3	1	.750	15	2	.882
Texas A&M	3	1	.750	15	3	.833
Kentucky	3	1	.750	14	3	.823
Ole Miss	3	1	.750	13	4	.764
LSU	2	2	.500	8	8	.500
Missouri	1	3	.250	11	6	.647
Vanderbilt	1	3	.250	9	7	.562
Florida	1	3	.250	9	8	.529
Arkansas	0	4	.000	10	6	.625
Alabama	0	4	.000	11	8	.578
Auburn	0	4	.000	9	7	.529

## Coming Up

### January 15

#18/16 Georgia at Ole Miss, 7 p.m. (SECN+)  
Florida at #10/11 Kentucky, 7 p.m. (SECN)  
#6/6 Tennessee at Auburn, 7 p.m. (FSN)  
LSU at #15/18 Mississippi St., 8 p.m. (SECN+)  
Ala.-Huntsville at Vanderbilt, 8 p.m. (SECN+)

### January 18

#10/11 Kentucky at LSU, 2 p.m. (ESPNU)  
Vanderbilt at #18/16 Georgia, 2 p.m. (SECN+)  
Missouri at Arkansas, 3 p.m. (SECN)  
Alabama at #15/18 Mississippi St., 4 p.m. (FSN)  
Ole Miss at #11/12 Texas A&M, 5 p.m. (SECN)

Rankings are listed as AP/ESPN Poll  
All Times Eastern; TV Network in ()

## AP Top 25

(Week of Jan. 12)

1. South Carolina	16-0
2. Connecticut	14-1
3. Baylor	14-1
4. Texas	13-1
5. Louisville	15-1
6. Tennessee	14-2
7. Notre Dame	15-2
8. Maryland	13-2
9. Oregon State	14-1
10. Kentucky	14-3
11. Texas A&M	15-3
12. North Carolina	15-2
13. Stanford	12-4
14. Arizona State	15-1
15. Mississippi State	18-1
16. Duke	11-5
17. Nebraska	12-3
18. Georgia	15-2
19. Princeton	17-0
20. Florida State	15-2
21. Oklahoma State	11-3
22. Iowa	12-3
23. Minnesota	14-2
24. Rutgers	12-4
25. Syracuse	11-5

## USA Today Coaches Top 25

(Week of Jan. 11)

1. South Carolina	16-0
2. Connecticut	14-1
3. Baylor	14-1
4. Louisville	15-1
5. Texas	13-1
6. Tennessee	14-2
7. Notre Dame	15-2
8. Maryland	13-2
9. Oregon State	14-1
10. North Carolina	15-2
11. Kentucky	14-3
12. Texas A&M	15-3
13. Stanford	12-4
14. Duke	11-5
15. Nebraska	12-3
16. Georgia	15-2
17. Arizona State	15-1
18. Mississippi State	18-1
19. Florida State	15-2
20. Oklahoma State	11-3
21. Iowa	12-3
22. Rutgers	12-4
23. Princeton	17-0
24. Syracuse	11-5
25. South Florida	13-3

nation in assists per game with an SEC-best 19.3 per game and seventh in the country with a 1.4 assist-to-turnover ratio. Living up to the legend of their head coach, the Gamecocks have handed out 20 or more assists nine times this season, including a Staley-era high of 26 against NC Central. In all, South Carolina has assisted on 309 of its 478 made field goals this season (.646). The 2013-14 team set the mark for best percentage of the Staley era at .577.

Three Gamecocks rank among the SEC's top 15 in assists, led by junior Khadijah Sessions in 10th at 3.3 per game. The sure-handed Sessions is 27th in the nation in assist-to-turnover ratio with an SEC-best 2.5 mark. Last season's assist leader, junior Tiffany Mitchell is 11th with a 3.1 average, which rises to a team-best 3.3 mark in SEC play. Junior Tina Roy has been the unexpected distributor this season, ranking 15th in the conference with 3.0 assists per game and a 2.3 assist-to-turnover ratio that has her third in the SEC and among the nation's top 35.

## SEC Title Talk

In 2013-14, South Carolina became the seventh program to win the SEC regular-season title, and the Gamecocks and were predicted by the league's coaches and media to the repeat the feat this season. If Staley's group brings that forecast to fruition, it would be just the fourth team to repeat as the regular-season champion, joining Tennessee (multiple times), Georgia (1996, 1997) and LSU (2005, 2006).

## Two Grand

Junior guard Tiffany Mitchell joined senior Aleighsa Welch in the 1,000-point club against Liberty (Dec. 21), making it the first time a Gamecock team has had multiple 1,000-point scorers since 2001-02 when Shaunzinski Gortman and Jocelyn Penn both reached that plateau. In program history, there have been nine seasons that featured multiple 1,000-point scorers, including three seasons that saw three Gamecocks who surpassed the benchmark.

## More on Muffin

Senior forward Aleighsa Welch – nicknamed Muffin at birth by her mother – continues to be at the foundation of the Gamecocks' success. The South Carolina high school standout who first took a chance on head coach Dawn Staley's vision has done everything asked to power the Gamecocks to the lofty heights achieved during her career. Always willing to do the "dirty work" that doesn't show up in the box score, Welch's energy is what drives the Gamecocks and what has prompted her teammates to vote her a team captain each of the last three seasons.

## All-Time Records vs. SEC

Opponent	Overall	Under Staley	SEC Season	SEC Tourn.	H	A	N	Streak	Last
Alabama	20-15	10-0	15-12	2-2	10-5	8-8	2-2	Won 10	W: 102-59, 1/8/15 (A)
Arkansas	12-17	5-3	12-15	0-2	8-5	4-10	0-2	Won 4	W: 67-49, 2/9/14 (H)
Auburn	18-21	6-3	13-15	1-1	11-7	6-12	1-2	Won 3	W: 77-58, 1/2/14 (H)
Florida	13-20	5-4	11-18	0-2	6-10	7-8	0-2	Won 5	W: 69-55, 2/23/14 (H)
Georgia	9-33	5-6	6-21	2-2	4-14	2-15	3-4	Won 2	W: 67-48, 3/7/14 (N)
Kentucky	22-32	6-8	18-24	0-2	16-9	6-19	0-4	Won 1	W: 68-60, 1/11/15 (H)
LSU	7-22	4-5	6-22	1-0	3-10	3-12	1-0	Won 3	W: 75-51, 1/4/15 (A)
Ole Miss	17-17	7-2	13-12	2-4	10-4	5-8	2-5	Won 5	W: 99-70, 1/30/14 (H)
Miss. State	14-16	5-3	13-14	0-2	9-5	5-9	0-2	Won 5	W: 71-64, 2/6/14 (A)
Missouri	2-1	1-1	1-1	—	1-0	0-1	1-0	Won 1	W: 78-62, 2/2/14 (H)
Tennessee	2-45	1-8	1-26	0-3	1-19	1-21	0-5	Lost 3	L: 61-73, 3/2/14 (A)
Texas A&M	0-3	0-3	0-2	0-1	0-1	0-1	0-1	Lost 3	L: 65-57 (ot), 1/16/14 (A)
Vanderbilt	11-21	6-2	11-18	0-2	6-8	4-11	0-2	Won 3	W: 61-57, 1/26/14 (A)
<b>Totals</b>	<b>147-263</b>	<b>61-48</b>	<b>120-199</b>	<b>8-23</b>	<b>83-97</b>	<b>51-135</b>	<b>10-30</b>	<b>Won 4</b>	

Welch's consistent effort has her ranked among the program's career top 10 in six different categories, including three rebounding totals, while also among the top-20 scorers. Among the Gamecocks' 30 1,000-point scorers, she is one of just nine to amass at least 800 career rebounds as well. Her current career .589 field goal percentage (478-of-812) is second in school history behind only Jocelyn Penn's school-record .593 (757-of-1277).

The expansion of the Gamecocks' frontline have brought her rebounding numbers down slightly (5.4 rpg this season vs. 7.2 average previous three seasons), but Welch continues to provide consistency on the offensive end, shooting 61.2 percent from the field and handing out 1.9 assists per game.

## Trademark TM

Last season, junior guard Tiffany Mitchell established her presence on a national level based on her offensive versatility. But the All-American frequently kept one weapon in check, taking just 2.2 3-pointers per game to account for just 22.1 percent of her field goal attempts on the season.

This season, the usually attacking guard has shown that opponents better be prepared to play her a little tighter around the arc. Mitchell is seventh in the nation in 3-point accuracy, hitting 47.9 percent from long range and has made 2.2 3s per game to rank fourth in the SEC. The outside shot has accounted for nearly half of her field goal attempts (73 3FGA, 152 FGA). In fact, she has taken at least half her shots from outside the arc in eight games this season.

Mitchell's heightened accuracy was on full display against San Diego State (Nov. 23) when her 6-of-6 effort from 3 was the best perfect game in program history. She went on to match her career high with six 3s at Hampton as well, those

coming on eight attempts.

## Double Trouble

One of sophomore Alaina Coates' goals this season focuses around posting double-doubles, taking to heart her head coach's quip that the 6-foot-4 center is a "walking double-double." Ranking 30th in the nation with an SEC-best seven this season, the Irmo, S.C., native has already passed the halfway mark of her freshman year, during which she posted 10 double-doubles, but just three in non-conference action. With 17 career double-doubles through 50 games, Coates is just three shy of making the Gamecocks' career top 10 in the category.

## Bang off the Bench

The Class of 2014's No. 1 recruit, A'ja Wilson drew the start in her collegiate debut, but the 6-foot-5 Heathwood Hall product has thrived off the bench ever since, averaging 14.5 points and 7.3 rebounds during the stretch. Overall on the season, Wilson is second on the team in scoring, ranking ninth in the SEC in at 13.9 ppg, and has been the Gamecocks' top scorer a team-high eight times. She is the only freshman to rank among the SEC's top 20 scorers and rebounders – standing

## Welch Watch

Already second in school history in career offensive rebounds, senior forward Aleighsa Welch looks to mount an attack on other parts of the Gamecock charts before closing out her career.

Here are a few of the career benchmarks she has a chance to catch:

Category	Current	Chasing	To Go
Points	1,270 (17th)	1,299 (16th)	29
FT Made	312 (8th)	319 (7th)	7
FT Att.	501 (6th)	513 (5th)	12
Rebs.	801 (10th)	802 (9th)	1
Off. Rebs	383 (2nd)	427 (1st)	44
Def. Rebs.	418 (8th)	437 (7th)	13
Dbl-Dbls.	19	20 (10th)	1
Blocks	112 (8th)	114 (7th)	2
Games	116	124 (10th)	8

## Scoring Differentials

Largest lead in a win .....	by 64 (111-47), 2nd-0:52, Savannah state, 12/12
Largest deficit overcome to win .....	by 64 (90-26), 2nd-0:36, NC Central, 12/1
Largest lead given up in a loss .....	by 12 (15-27), 1st-8:41, vs. Syracuse, 11/27
Largest deficit in a loss .....	

ninth in both categories and adding a top-five appearance in the league's field goal percentage standings, hitting 52.7 percent.

Wilson has earned SEC Freshman of the Week three times and was the USBWA's first ever Freshman of the Week (games Dec. 1-7).

### Games Led Team In...

*(Tied for team lead in each category included)*

Scoring	2014-15	Career	Record
A'ja Wilson	8	8	8-0
Tiffany Mitchell	6	26	25-1
Alaina Coates	2	9	8-1
Aleighsa Welch	1	26	17-9
Asia Dozier	1	2	2-0
Elem Ibiam	0	6	4-2
Khadijah Sessions	0	3	2-1
Tina Roy	0	2	2-0

Rebounding	2014-15	Career	Record
Alaina Coates	8	26	24-2
A'ja Wilson	6	6	6-0
Aleighsa Welch	1	40	33-7
Elem Ibiam	1	12	12-0
Tiffany Mitchell	0	9	8-1

Assists	2014-15	Career	Record
Khadijah Sessions	5	16	14-2
Tina Roy	5	8	8-0
Tiffany Mitchell	4	21	20-1
Asia Dozier	3	13	13-0
Bianca Cuevas	2	2	2-0
Aleighsa Welch	0	10	7-3
Olivia Gaines	0	1	0-1

### Team Specialty Stats

South Carolina/Opponent

	Pts. in Paint	Pts. Off TOs	2nd Chance Pts	Fast Break Pts
11/15 USC	32-36	16-22	14-10	4-8
11/20 Clem.	46-16	23-9	31-7	8-2
11/23 SDSU	40-8	3-2	15-9	24-2
11/27 vs. Wisc.	32-10	16-11	10-0	4-4
11/28 vs. Syr.	20-16	11-6	13-17	0-0
12/1 NCCU	58-12	31-7	3-3	34-0
12/4 Char.	46-20	19-15	26-4	10-13
12/7 at Duke	32-24	16-19	11-11	6-4
12/14 Sav. St.	70-26	34-12	24-3	18-6
12/17 at HU	26-14	10-19	17-6	11-4
12/20 vs. CMU	62-28	21-8	21-2	16-0
12/21 vs. LU	40-24	24-8	15-4	12-2
1/2 Aub.	52-24	28-12	16-13	22-8
1/4 at LSU	36-26	14-14	5-13	8-0
1/8 at Ala.	32-24	19-6	17-12	13-0
1/11 Ky.	36-28	9-19	18-4	10-18
1/15 at MU				
1/19 at Florida				
1/26 TAMU				
1/29 Alabama				
2/1 at Miss.				
2/5 at Ga.				
2/9 at UConn				
2/12 LSU				
2/15 Vandy				
2/19 at Ark.				
2/23 Tenn.				
2/26 Miss. St.				
3/1 at Ky.				
Averages	41.3-21.1	18.4-11.8	16.0-7.4	12.5-4.4

### It's Elem-entary

Senior center Elem Ibiam is making a charge at the school record for career blocks this season after setting the single-season mark with 83 in 2013-14. The Fayetteville, Ga., native is currently third with 147 in her career, trailing Michelle Murray (1990-93) in second place at 148. The Gamecocks' career record of 177 of set by Lakesha Tolliver (2004-07) is also well within reach.

### Home Grown, Nationally Known

Since her arrival for the 2008-09 season, South Carolina head coach Dawn Staley has been working to protect her new home state's best prospects while fielding a team that competes at a national level. Her efforts have paid huge dividends as eight of the 15 members of this year's team hail from South Carolina. Beginning with Aleighsa Welch, the first South Carolina player to sign a National Letter of Intent for Staley, the Palmetto State has frequently sent its players of the year to Columbia as Welch (2011), Asia Dozier (2012), Alaina Coates (2013), A'ja Wilson (2014) and Kaydra Duckett (2014) have each earned the title during their high school careers.

### Class of 2015 Signee

Head coach Dawn Staley added one future Gamecock during the early signing period. Canada's Shay Colley signed her NLI with South Carolina on Nov. 18 and will have four years of eligibility upon enrollment.

Colley is a three-year standout for Team Canada in junior international play, representing

her country in the 2014 FIBA U18 Americas Championship (silver), the 2013 FIBA U19 World Championship (7th) and the 2012 FIBA U17 World Championship (bronze).

### Cliney to Miss 2014-15 Season

South Carolina announced in September that the NCAA approved an initial eligibility waiver for freshman Doniyah Cliney, which allowed her to enroll in school but not compete for the Gamecocks in the 2014-15 season. The guard focused on academics in the fall semester and was cleared to practice with the team beginning Dec. 15.

### Miscellaneous Stats

Double-Doubles	2014-15	Career	Record
Alaina Coates	7	17	16-1
A'ja Wilson	4	4	4-0
Elem Ibiam	1	2	1-1
Aleighsa Welch	0	19	17-2
Tiffany Mitchell	0	4	4-0

20+ Points	2014-15	Career	Record
Tiffany Mitchell	3	11	11-0
Alaina Coates	2	8	7-1
A'ja Wilson	2	2	2-0
Elem Ibiam	1	1	1-0
Aleighsa Welch	0	5	3-2

10+ Points	2014-15	Career	Record
A'ja Wilson	14	14	14-0
Tiffany Mitchell	12	57	50-7
Aleighsa Welch	10	71	60-11
Alaina Coates	10	33	31-2
Elem Ibiam	6	31	27-4
Bianca Cuevas	4	4	4-0
Asia Dozier	3	12	11-1
Tina Roy	2	9	8-1
Jatarie White	2	2	2-0
Khadijah Sessions	1	16	15-1
Tiffany Davis	0	1	1-0

10+ Rebounds	2014-15	Career	Record
Alaina Coates	8	19	18-1
A'ja Wilson	4	4	4-0
Aleighsa Welch	1	23	21-2
Elem Ibiam	1	4	5-2
Tiffany Mitchell	0	7	6-1
Asia Dozier	0	1	1-0

5+ Assists	2014-15	Career	Record
Khadijah Sessions	3	8	8-0
Tina Roy	3	5	5-0
Bianca Cuevas	2	2	2-0
Tiffany Mitchell	1	8	8-0
Asia Dozier	0	8	8-0
Olivia Gaines	0	1	1-0
Aleighsa Welch	0	1	1-0

5+ Steals	2014-15	Career	Record
Tiffany Mitchell	2	7	7-0
Tiffany Davis	0	1	1-0

5+ Blocks	2014-15	Career	Record
Elem Ibiam	0	7	7-0
Alaina Coates	0	2	2-0
Aleighsa Welch	0	2	2-0

### Starters vs. Bench Points

	SC Starters	Opp. Starters	SC Bench	Opp. Bench
11/15 USC	55	36	15	25
11/20 Clem.	54	27	45	14
11/23 SDSU	36	17	53	21
11/27 vs. Wisc.	28	37	39	7
11/28 vs. Syr.	37	55	30	8
12/1 NCCU	48	18	42	8
12/4 Char.	41	53	41	8
12/7 at Duke	34	33	17	17
12/14 Sav. St.	51	44	60	5
12/17 at HU	33	48	36	1
12/20 vs. CMU	46	29	34	16
12/21 vs. LU	43	32	41	12
1/2 Aub.	38	20	39	38
1/4 at LSU	28	35	47	16
1/8 at Ala.	47	25	55	34
1/11 Ky.	53	40	15	20
1/15 at Mizzou				
1/19 at Florida				
1/26 TAMU				
1/29 Alabama				
2/1 at Miss.				
2/5 at Ga.				
2/9 at UConn				
2/12 LSU				
2/15 Vandy				
2/19 at Ark.				
2/23 Tenn.				
2/26 Miss. St.				
3/1 at Ky.				
Averages	42.0	34.3	38.1	17.3

## South Carolina's Record When...

	SEC	All
Record.....	4-0.....	16-0
Playing a ranked opponent.....	1-0.....	3-0
Playing at home .....	2-0.....	8-0
Playing on the road .....	2-0.....	4-0
Playing at neutral site .....	0-0.....	4-0
Leading at half .....	3-0.....	13-0
Trailing at half .....	1-0.....	3-0
Tied at half .....	0-0.....	0-0
Playing an overtime game .....	0-0.....	0-0
0 players score in double figures .....	0-0.....	0-0
1 player scores in double figures .....	0-0.....	0-0
2 players score in double figures .....	2-0.....	4-0
3 players score in double figures .....	0-0.....	1-0
4 players score in double figures .....	0-0.....	4-0
5 players score in double figures .....	1-0.....	5-0
More than 5 players in double figures.....	1-0.....	2-0
Starters out-score opponent's starters .....	3-0.....	11-0
Opponent's starters score equal/more .....	1-0.....	5-0
Bench out-scores opponent's bench .....	3-0.....	13-0
Opponent's bench scores equal/more.....	1-0.....	3-0
Shooting 50% or better .....	2-0.....	8-0
Shooting between 40-49% .....	1-0.....	5-0
Shooting between 30-39% .....	1-0.....	3-0
Shooting less than 30% .....	0-0.....	0-0
Opponent shoots 50% or better.....	0-0.....	0-0
Opponent shoots between 40-49% .....	0-0.....	1-0
Opponent shoots between 30-39% .....	4-0.....	12-0
Opponent shoots less than 30% .....	0-0.....	3-0
Shooting better than opponent.....	4-0.....	15-0
Shooting worse than/equal to opponent .....	0-0.....	1-0
Having more FTs made than opponent .....	3-0.....	11-0
Having equal/less FTs made than opponent .....	1-0.....	5-0
Out-rebounding opponent.....	4-0.....	14-0
Having equal/less rebounds than opponent .....	0-0.....	2-0
Having more TOs than opponent .....	3-0.....	5-0
Having equal or less TOs than opponent.....	1-0.....	11-0
Attempting more FT than 3FG.....	3-0.....	12-0
Attempting equal/less FT than 3FG .....	1-0.....	4-0
Making 5 or more 3FGs.....	2-0.....	10-0
Making less than 5 3FGs.....	2-0.....	6-0
Making no 3 FGs.....	0-0.....	0-0
Attempting 15 or more 3FGs .....	3-0.....	9-0
Attempting less than 15 3FGs .....	1-0.....	7-0

	SEC	All
No South Carolina players foul out .....	4-0.....	14-0
One or more SC players foul out.....	0-0.....	2-0
Having 20 or more assists .....	1-0.....	9-0
Having less than 20 assists .....	3-0.....	7-0
Scoring more pts. in paint than opponent .....	4-0.....	14-0
Scoring equal/less pts. in paint than opp. ....	0-0.....	2-0
Scoring more pts. off TOs than opponent .....	2-0.....	11-0
Scoring equal/less pts. off TOs than opp. ....	2-0.....	5-0
Scoring more 2nd-chance pts. ....	3-0.....	12-0
Scoring equal/less 2nd-chance pts.....	1-0.....	4-0
Scoring more fast break pts.....	3-0.....	11-0
Scoring equal/less fast break pts.....	1-0.....	5-0
Wearing white uniforms .....	2-0.....	12-0
Wearing black uniforms .....	2-0.....	4-0
Wearing garnet uniforms.....	0-0.....	0-0
Playing in tournaments/classics .....		4-0
Playing on live television .....	4-0.....	11-0
Playing in November.....		5-0
Playing in December .....		7-0
Playing in January .....	4-0.....	4-0
Playing in February .....	0-0.....	0-0
Playing in March.....	0-0.....	0-0
Playing during the day.....	2-0.....	7-0
Playing at night .....	2-0.....	9-0
Playing on Sunday.....	2-0.....	6-0
Playing on Monday.....	0-0.....	1-0
Playing on Tuesday.....	0-0.....	0-0
Playing on Wednesday.....	0-0.....	1-0
Playing on Thursday.....	1-0.....	4-0
Playing on Friday .....	1-0.....	2-0
Playing on Saturday.....	0-0.....	2-0
Margin is less than 5 pts. ....	0-0.....	2-0
Margin is between 5-9.....	1-0.....	2-0
Margin is between 10-19.....	1-0.....	1-0
Margin is 20 pts. or more .....	2-0.....	11-0
Having a 20-pt. scorer .....	2-0.....	6-0
Having a 30-pt. scorer .....	0-0.....	0-0
Scoring 49 points or less.....	0-0.....	0-0
Scoring 50-59 points .....	0-0.....	1-0
Scoring 60-69 points.....	1-0.....	4-0
Scoring 70-79 points.....	2-0.....	4-0
Scoring 80-89 points.....	0-0.....	4-0
Scoring 90-99 points.....	0-0.....	2-0
Scoring 100 points or more .....	1-0.....	2-0

## The Last Time...

### Individual

#### Scored 50 Points

<b>South Carolina</b>	51, Jocelyn Penn vs. Stetson, 1/4/03
<b>Opponent</b>	Never

#### Scored 40 Points

<b>South Carolina</b>	51, Jocelyn Penn vs. Stetson, 1/4/03
<b>Opponent</b>	46, Cornelia Gayden, LSU, 1/14/95

#### Scored 30 Points

<b>South Carolina</b>	30, Ieasia Walker vs. Clemson, 11/18/10
<b>Opponent</b>	32, LaQueta Ferguson, Florida International, 11/25/07

#### Grabbed 20 Rebounds

<b>South Carolina</b>	25, Kelsey Bone vs. Boston University, 12/28/09
<b>Opponent</b>	24, Courtney Paris, Oklahoma, 12/30/07

#### Grabbed 15 Rebounds

<b>South Carolina</b>	16, Alaina Coates vs. CSU Northridge, 3/23/14
<b>Opponent</b>	17, Briana Day, Syracuse, 11/28/14

#### Two Players with 20 or More Points

<b>South Carolina</b>	A'ja Wilson 23/Elem Ibiam 21/Alaina Coates 20 vs. Savannah State, 12/14/14
<b>Opponent</b>	Monica Engelmenn 27/Angel Goodrich 20, Kansas, 3/25/13

#### Two Players with 10 or More Rebounds

<b>South Carolina</b>	Alaina Coates 14/A'ja Wilson 10 vs. Auburn, 1/2/15
<b>Opponent</b>	Quistelle Williams 10/Berna Calli 10, Arkansas, 1/27/13

#### Had 10 Assists

<b>South Carolina</b>	10, Tina Roy vs. Savannah State, 12/14/14
<b>Opponent</b>	11, Marneshia Richard, Mississippi State, 1/21/07

#### Had Five Steals

<b>South Carolina</b>	5 vs. Central Michigan, 12/20/14
<b>Opponent</b>	5, Keira Peak, Arkansas, 2/9/14

#### Had Five Blocked Shots

<b>South Carolina</b>	5, Elem Ibiam vs. Georgia, 2/27/14
<b>Opponent</b>	6, Ashley Rininger, Liberty, 12/21/14

#### Had a Double-Double

<b>South Carolina</b>	A'ja Wilson (21 pts/13 rebs) at LSU, 1/4/15
<b>Opponent</b>	Briana Day (13 pts/17 rebs), Syracuse, 11/28/14

#### Two Players had a Double-Double

<b>South Carolina</b>	Alaina Coates (11 pts/14 rebs)/A'ja Wilson (12 pts/10 rebs) vs. Auburn, 1/2/15
<b>Opponent</b>	Chiney Ogwumike (11 pts/10 rebs)/Nnemkadi Ogwumike (39 pts/10 rebs), Stanford, 3/24/12

#### Three Players had a Double-Double

<b>South Carolina</b>	Ashley Bruner (16 pts/12 rebs)/Aleighsa Welch (16 pts/ 11 rebs)/Elem Ibiam (12 pts/10 rebs) vs. Kansas, 3/25/13
<b>Opponent</b>	Merlakia Jones (26 pts/10 rebs)/Takilya Davis (19 pts/13 rebs)/DeLisha Milton (14 pts/15 rebs), at Florida, 2/20/94

#### Had a Triple-Double

<b>South Carolina</b>	Iva Sliskovic (18 pts, 15 rebs, 10 assts) vs. High Point, 12/20/06
<b>Opponent</b>	Never

### Team

#### Scored 100 Points

<b>South Carolina</b>	102 vs. North Carolina A&T, 3/21/08
<b>Opponent</b>	103, Clemson, 11/21/03

#### Won by 30 or More Points

<b>South Carolina</b>	102-59 (43) at Alabama, 1/8/15
<b>Opponent</b>	66-34 (32), Georgia, 3/4/11

#### Shot 65% or Better from the Field

<b>South Carolina</b>	.652 (45-69) vs. East Tennessee State, 12/19/00
<b>Opponent</b>	Never

#### Shot 60% or Better from the Field

<b>South Carolina</b>	.603 (35-58) vs. NC Central, 12/1/14
<b>Opponent</b>	.604 (29-48), Vanderbilt, 1/18/01

#### Shot 50% or Better from the Field

<b>South Carolina</b>	.638 (37-58) at Alabama, 1/8/15
<b>Opponent</b>	.535 (23-43), Missouri, 2/28/13

#### No Players in Double-Figure Points

<b>South Carolina</b>	at Auburn, 1/19/12
<b>Opponent</b>	at LSU, 1/4/15

#### Five Players in Double-Figure Points

<b>South Carolina</b>	at Alabama 1/8/15
<b>Opponent</b>	Arkansas, 2/14/10

#### More Than Five Players in Double-Figure Points

<b>South Carolina</b>	6 at Alabama 1/8/15
<b>Opponent</b>	6 at Georgia, 2/13/03

#### Faced AP Top-25 Opponent

<b>Win</b>	68-60 vs. No. 10 Kentucky, 1/11/15
<b>Loss</b>	65-58 vs. No. 12 North Carolina, 3/30/14

#### Faced AP Top-10 Opponent

<b>Win</b>	68-60 vs. No. 10 Kentucky, 1/11/15
<b>Loss</b>	61-73 at No. 10 Tennessee, 3/2/14

#### Faced AP Top-5 Opponent

<b>Win</b>	55-50 vs. No. 5 Kentucky, 1/24/13
<b>Loss</b>	49-53 vs. No. 1 Stanford, 12/19/12

#### Faced AP No. 1 Team

<b>Win</b>	Never
<b>Loss</b>	49-53 vs. No. 1 Stanford, 12/19/12

#### Overtime Game

<b>Win</b>	58-55 vs. Drexel, 11/28/12
<b>Loss</b>	65-57 at Texas A&M, 1/16/14

#### Double-Overtime Game

<b>Win</b>	92-91 at Florida State, 2/4/91
<b>Loss</b>	92-94 at Clemson, 11/19/09

#### South Carolina Was Ranked (AP Poll)

<b>No. 1</b>	1/12/15
<b>Top 10</b>	No. 1, 1/12/15
<b>Top 25</b>	No. 1, 1/12/15

## 2014-15 Team High/Low

South Carolina Highs	South Carolina Lows	Category	Opponent Lows	Opponent Highs
111 vs. Savannah State, 12/14	51 at Duke, 12/7	<b>Points in Game</b>	26, NC Central, 12/1	63, Syracuse, 11/28
60 (1st) vs. Savannah State, 12/14	17 (1st) at Duke, 12/7	<b>Points in Half</b>	10 (2nd), NC Central, 12/1	41 (2nd), Auburn, 1/2
38 vs. Savannah State, 12/14	20 at Duke, 12/7	<b>Field Goals Made</b>	10, NC Central, 12/1	24, Charlotte, 12/4
38 vs. Clemson, 11/20				
72 vs. Central Michigan, 12/20	50 vs. Southern Cal, 11/15	<b>Field Goal Attempts</b>	45, NC Central, 12/1	67, vs. Kentucky, 1/11
72 vs. Clemson, 11/20				
.638 (37-58) at Alabama, 1/8	.338 (23-68) vs. Kentucky, 1/11	<b>FG Percentage</b>	.222 (10-45), NC Central, 12/1	.453 (24-53), Charlotte, 12/4
11 at Alabama, 1/8	1 vs. Savannah State, 12/14	<b>3-Point FG Made</b>	1, at LSU, 1/4 1, Savannah State, 12/14	7, Syracuse, 11/28
28 vs. C. of Charleston, 11/14	8 vs. Savannah State, 12/14	<b>3-Point FG Attempts</b>	7, at LSU, 1/4	22, Syracuse, 11/28
.533 (8-15) vs. Clemson, 11/20	.125 (1-8) vs. Savannah St., 12/14	<b>3-Point FG Percentage</b>	.071 (1-14), Savannah St., 12/14	.429 (6-14), San Diego St., 11/23
34 vs. Savannah State, 12/14	3 vs. Central Michigan, 12/20	<b>Free Throws Made</b>	3, Clemson, 11/20	17, at Alabama, 1/8
47 vs. Savannah State, 12/14	9 vs. Central Michigan, 12/20	<b>Free Throw Attempts</b>	6, at LSU, 1/4 6, Liberty, 12/21 6, Clemson, 11/20	22, at Alabama, 1/8 22, Wisconsin, 11/27
.850 (17-20) at Alabama, 1/8	.333 (3-9) vs. Central Mich., 12/20	<b>FT Percentage</b>	.375 (6-16), at LSU, 1/4	1.000 (6-6), Liberty, 12/21
56 vs. Savannah State, 12/14	30 at Alabama, 1/8	<b>Rebounds</b>	20, Charlotte, 12/4	50, Syracuse, 11/28
26 vs. NC Central, 12/1	8 at Duke, 12/7	<b>Assists</b>	2, NC Central, 12/1	16, Charlotte, 12/4
21 vs. NC Central, 12/1	2 at Hampton, 12/17	<b>Steals</b>	1, Wisconsin, 11/27	13, at LSU, 1/4
10 vs. Kentucky, 1/11	1 vs. San Diego St., 11/23	<b>Blocked Shots</b>	1, at Alabama, 1/8 1, at LSU, 1/4 1, Central Michigan, 12/20 1, at Hampton, 12/17 1, NC Central, 12/1 1, Syracuse, 11/28 1, Wisconsin, 11/27	9, Liberty, 12/21
23 at LSU, 1/4	5 vs. Syracuse, 11/28	<b>Turnovers</b>	10, at Hampton, 12/17	29, San Diego St., 11/23
19 at LSU, 1/4	7 vs. Central Michigan, 12/20	<b>Fouls</b>	12, Central Michigan, 12/20	31, Savannah State, 12/14
19 at Hampton, 12/17	7 vs. San Diego St., 11/23			
19 vs Syracuse, 11/28	7 vs. Clemson, 11/20			

## 2014-15 Individual Superlatives

Category	South Carolina	Opponent
<b>Points in Game</b>	23 by A'ja Wilson vs. Savannah State, 12/14	26 by Hasina Muhammad, Auburn, 1/2
<b>Points in Half</b>	15 (1st) by Tiffany Mitchell vs. Syracuse, 11/28	18 (2nd) by Hasina Muhammad, Auburn, 1/2
<b>Field Goals Made</b>	8 by A'ja Wilson vs. Savannah State, 12/14 8 by A'ja Wilson vs. Charlotte, 12/4 8 by Aleighsa Welch vs. Clemson, 11/20	9 by Crystal Bradford, Central Michigan, 12/20
<b>Field Goal Attempts</b>	17 by A'ja Wilson vs. Auburn, 1/2	21 by Brianna Butler, Syracuse, 11/28
<b>FG Percentage</b>	1.000 (7-7) by Elem Ibiam vs. Charlotte, 12/4	1.000 (5-5) by Drew Edelman, Southern Cal, 11/15
<b>3-Point FG Made</b>	6 by Tiffany Mitchell at Hampton, 12/17 6 by Tiffany Mitchell vs. San Diego State, 11/23	4 by Brianna Butler, Syracuse, 11/28
<b>3-Point FG Attempts</b>	9 by Tina Roy vs. Syracuse, 11/28	10 by Brianna Butler, Syracuse, 11/28
<b>3-Point FG Percentage</b>	1.000 (6-6) by Tiffany Mitchell vs. San Diego State, 11/23	1.000 (3-3) by Hillary Sigmon, Charlotte, 12/4
<b>Free Throws Made</b>	11 by Tiffany Mitchell vs. Kentucky, 1/11	10 by Hasina Muhammad, Auburn, 1/2
<b>Free Throw Attempts</b>	12 by Tiffany Mitchell vs. Kentucky, 1/11 12 by Tiffany Mitchell vs. Southern Cal, 11/15	11 by Meoshonti Knight, at Alabama, 1/8 11 by Briana Day, Syracuse, 11/28
<b>FT Percentage</b>	1.000 (6-6) by Alaina Coates at Alabama, 1/8 1.000 (6-6) by Alaina Coates vs. Southern Cal, 11/15	1.000 (10-10) by Hasina Muhammad, Auburn, 1/2
<b>Rebounds</b>	14 by Alaina Coates vs. Auburn, 1/2	17 by Briana Day, Syracuse, 11/28
<b>Assists</b>	10 by Tina Roy vs. Savannah State, 12/14	9 by Alexis Peterson, Syracuse, 11/28
<b>Steals</b>	7 by Tiffany Mitchell vs. NC Central, 12/1	4 by Rebecca Greenwell, at Duke, 12/7 4 by Kaneisha Horn, Southern Cal, 11/15
<b>Blocked Shots</b>	4 by Aleighsa Welch vs. Southern Cal, 11/15	6 by Ashley Rininger, Liberty, 12/21
<b>Turnovers</b>	6 by Tiffany Mitchell vs. Southern Cal, 11/15	7 by McKynzie Fort, San Diego State, 11/23

## Career Highs

### Alaina Coates

<b>Pts</b>	24, 2x, last vs. Ole Miss, 1/30/14
<b>FG</b>	11 vs. Vanderbilt, 1/5/14
<b>FGA</b>	16 vs. Vanderbilt, 1/5/14
<b>FG %</b>	1.000 (7-7) vs. SC St., 12/22/13
<b>FT</b>	11 at San Diego St., 11/23/13
<b>FTA</b>	15 at San Diego St., 11/23/13
<b>FT %</b>	1.000 (9-9) vs. SC St., 12/22/13
<b>Reb</b>	17 vs. Kentucky, 1/9/14
<b>Off Reb</b>	7 vs. Kentucky, 1/9/14
<b>Def Reb</b>	13 vs. CSU Northridge, 3/23/14
<b>Blk</b>	5, 2x, last vs. Florida, 2/23/14
<b>Stl</b>	3 at LSU, 2/16/14
<b>Asst</b>	3 vs. Charlotte, 12/4/14
<b>Min</b>	30 vs. Southern Cal, 11/15/14

### Biana Cuevas

<b>Pts</b>	12 at Hampton, 12/17/14
<b>FG</b>	5 at Hampton, 12/17/14
<b>FGA</b>	10 vs. Clemson, 11/20/14
<b>FG %</b>	.833 (5-6) at Hampton, 12/17/14
<b>3FG</b>	2, 2x, last at Hampton, 12/17/14
<b>3FGA</b>	6 vs. Clemson, 11/20/14
<b>3FG %</b>	.667 (2-3) at Hampton, 12/17/14
<b>FT</b>	4 at Alabama, 1/8/15
<b>FTA</b>	4 at Alabama, 1/8/15
<b>FT %</b>	1.000 (4-4) at Alabama, 1/8/15
<b>Reb</b>	3, 3x, last at Alabama, 1/8/15
<b>Stl</b>	4, 2x, last vs. Savannah State, 12/14/14
<b>Asst</b>	5, 2x, last vs. NC Central, 12/1/14
<b>Min</b>	20, 2x, last vs. Auburn, 1/2/15

### Tiffany Davis

<b>Pts</b>	11 vs. Ole Miss, 1/30/14
<b>FG</b>	3 vs. Savannah State, 12/28/13
<b>FGA</b>	6 vs. SC State, 12/22/13
<b>FG %</b>	1.000 (3-3) vs. Savannah St., 12/28/13
<b>3FG</b>	2, 3x, last vs. Ole Miss, 1/30/14
<b>3FGA</b>	5 vs. Winthrop, 12/20/13
<b>3FG %</b>	1.000 (2-2), 3x, last vs. Ole Miss, 1/30/14
<b>FT</b>	4 at Tennessee, 3/2/14
<b>FTA</b>	4 at Tennessee, 3/2/14
<b>FT %</b>	1.000 (4-4) at Tennessee, 3/2/14
<b>Reb</b>	6 at Arkansas, 1/2/14
<b>Off Reb</b>	2 vs. Arkansas, 2/9/14
<b>Stl</b>	5 vs. Elon, 11/9/12
<b>Asst</b>	3, 4x, last vs. SC St., 12/22/13
<b>Min</b>	30 at Arkansas, 1/2/14

### Asia Dozier

<b>Pts</b>	16, 2x, at San Diego St., 11/23/13
<b>FG</b>	6, 2x, last at Alabama, 1/8/15
<b>FGA</b>	13 at San Diego St., 11/23/13
<b>FG %</b>	1.00 (4-4) at Kentucky, 2/14/13
<b>3FG</b>	4 at San Diego State, 11/23/13
<b>3FGA</b>	10 at San Diego St., 11/23/13
<b>3FG %</b>	1.000 (2-2), 2x, last vs. Savannah St, 12/28/13
<b>FT</b>	4, 2x, last vs. Oregon St., 3/25/14
<b>FTA</b>	7 vs. Elon, 11/9/12
<b>FT %</b>	1.000 (4-4) vs. Oregon State, 3/25/14
<b>Reb</b>	10 vs. Elon, 11/9/12
<b>Off Reb</b>	4 vs. Elon, 11/9/12
<b>Stl</b>	2, 7x, last at Alabama, 1/8/15
<b>Asst</b>	6, 2x, last vs. Georgia, 3/7/14
<b>Min</b>	40 at Arkansas, 1/2/14

### Kaydra Duckett

<b>Pts</b>	2 vs. NC Central, 12/1/14
<b>Reb</b>	1, 3x, last at Alabama, 1/8/15
<b>Stl</b>	1, 2x, last vs. Liberty, 12/21/14
<b>Asst</b>	1 vs. Clemson, 11/20/14
<b>Blk</b>	1 vs. Central Michigan, 12/20/14
<b>Min</b>	4, 3x, last at Alabama, 1/8/15

### India Farmer

<b>Pts</b>	3, 2x, last vs. Alabama, 1/19/14
<b>FG</b>	1, 2x, last vs. Alabama, 1/19/14
<b>FGA</b>	3 vs. NC Central, 12/2/13
<b>FG %</b>	.333 (1-3) vs. NC Central, 12/2/13
<b>3FG</b>	1, 2x, last vs. Alabama, 1/19/14
<b>3FGA</b>	2 vs. NC Central, 12/2/13
<b>3FG %</b>	.500 (1-2) vs. NC Central, 12/2/13
<b>FTA</b>	2 vs. San Diego St., 11/23/14
<b>Reb</b>	3 vs. NC Central, 12/2/13
<b>Off Reb</b>	1, 3x, last vs. Clemson, 11/20/14
<b>Min</b>	11 vs. NC Central, 12/2/13

### Olivia Gaines

<b>Pts</b>	7 vs. Savannah State, 12/28/13
<b>FG</b>	3 vs. Savannah State, 12/28/13
<b>FGA</b>	5 vs. Liberty, 12/21/14
<b>FG %</b>	1.000 (2-2) at Texas A&M, 1/16/14
<b>FT</b>	3 vs. Arkansas, 2/9/14
<b>FTA</b>	3 vs. Arkansas, 2/9/14
<b>FT %</b>	1.000 (3-3) vs. Arkansas, 2/9/14
<b>Reb</b>	5, 2x, last vs. Clemson, 11/20/14
<b>Off Reb</b>	3, 2x, last vs. Clemson, 11/20/14
<b>Stl</b>	3, 2x, last vs. Liberty, 12/21/14
<b>Asst</b>	5 vs. Charleston Sthrn., 11/8/13
<b>Min</b>	23 vs. Alabama, 1/19/14

### Elem Ibiam

<b>Pts</b>	21 vs. Savannah State, 12/14/14
<b>FG</b>	8 vs. Alabama, 3/7/13
<b>FGA</b>	14 at Charlotte, 12/8/13
<b>FG %</b>	1.000 (7-7), 2x, last vs. Charlotte, 12/4/14
<b>FT</b>	7 vs. Savannah State, 12/14/14
<b>FTA</b>	10 vs. Louisiana Tech, 11/10/13
<b>FT %</b>	1.00 (4-4) vs. Alabama, 1/19/14
<b>Reb</b>	12, 2x, last vs. Central Michigan, 12/20/14
<b>Off Reb</b>	6, 2x, last vs. Central Michigan, 12/20/14
<b>Def Reb</b>	10 at Texas A&M, 1/16/14
<b>Blk</b>	7 at Mississippi State, 2/6/14
<b>Stl</b>	2, 4x, last vs. North Carolina, 12/18/13
<b>Asst</b>	3 vs. South Dakota St., 3/23/13
<b>Min</b>	34 at Texas A&M, 1/16/14

### Tiffany Mitchell

<b>Pts</b>	25 vs. Georgia, 2/27/14
<b>FG</b>	8, 2x, last at Texas A&M, 1/16/14
<b>FGA</b>	17 vs. Tennessee, 1/3/13
<b>FG %</b>	.857 (6-7) vs. Savannah State, 12/14/14
<b>3FG</b>	6, 2x, last at Hampton, 12/17/14
<b>3FGA</b>	8, 2x, last at Hampton, 12/17/14
<b>3FG %</b>	1.000 (6-6) vs. San Diego State, 11/23/14
<b>FT</b>	13 vs. CSU Northridge, 3/23/14
<b>FTA</b>	17 vs. CSU Northridge, 3/23/14
<b>FT %</b>	1.000 (10-10) vs. Georgia, 2/27/14
<b>Reb</b>	11, 5x, last at Arkansas, 1/2/14
<b>Off Reb</b>	6 at Florida, 1/20/13
<b>Blk</b>	2, 2x, last vs. Alabama, 1/19/14
<b>Stl</b>	7 vs. NC Central, 12/1/14
<b>Asst</b>	9 at San Diego State, 11/23/13
<b>Min</b>	40 vs. Syracuse, 11/28/14

### Tina Roy

<b>Pts</b>	15 vs. Presbyterian, 11/27/11
<b>FG</b>	5, 3x, last vs. Kentucky, 1/9/14
<b>FGA</b>	12 vs. Georgia, 3/2/12
<b>FG %</b>	1.000 (4-4) at Alabama, 1/8/15
<b>3FG</b>	5 vs. Presbyterian, 11/27/11
<b>3FGA</b>	9, 3x, last vs. Syracuse, 11/28/14
<b>3FG %</b>	1.000 (3-3) at Alabama, 1/8/15
<b>FT</b>	4 at Southern Cal, 11/25/13
<b>FTA</b>	4, 4x, last vs. Georgia, 2/27/14
<b>FT %</b>	1.000 (4-4) at Southern Cal, 11/25/13
<b>Reb</b>	8 at Mississippi State, 2/6/14
<b>Off Reb</b>	3, 2x, last vs. CSU Northridge, 3/23/14
<b>Stl</b>	3 vs. Southern Cal, 11/15/14
<b>Asst</b>	10 vs. Savannah State, 12/14/14
<b>Min</b>	31 vs. Vanderbilt, 1/5/14

### Khadijah Sessions

<b>Pts</b>	19 vs. Auburn, 2/3/13
<b>FG</b>	6, 2x, last vs. Seton Hall, 11/17/13
<b>FGA</b>	15 at Missouri, 2/28/13
<b>FG %</b>	.800 (4-5) vs. Alabama, 3/7/13
<b>3FG</b>	3, 3x, last vs. Kentucky, 1/11/15
<b>3FGA</b>	6, 3x, last vs. Kentucky, 1/11/15
<b>3FG %</b>	1.00 (3-3) at Kentucky, 2/20/14
<b>FT</b>	8 vs. Auburn, 2/3/13
<b>FTA</b>	12 vs. Missouri, 2/2/14
<b>FT %</b>	1.00 (5-5) at Kentucky, 2/20/14
<b>Reb</b>	6 vs. Clemson, 11/20/14
<b>Off Reb</b>	3 at Missouri, 2/28/13
<b>Stl</b>	4, 7x, last at Alabama, 1/8/15
<b>Asst</b>	8 vs. NC Central, 12/1/14
<b>Min</b>	37 at Southern Cal, 11/25/13

### Aleighsa Welch

<b>Pts</b>	23 vs. N. Carolina, 12/18/13
<b>FG</b>	10 at Kentucky, 2/20/14
<b>FGA</b>	19 at Tennessee, 3/2/14
<b>FG %</b>	1.000 (6-6), 2x, last vs. Auburn, 1/2/15
<b>FT</b>	10 at Xavier, 11/30/11
<b>FTA</b>	15 at Xavier, 11/30/11
<b>FT %</b>	1.00 (4-4) at Seton Hall, 12/2/12
<b>Reb</b>	17 vs. C. of Charleston, 11/14/13
<b>Off Reb</b>	8, 6x, last at Texas A&M, 1/16/14
<b>Def Reb</b>	10 vs. C. of Charleston, 11/14/13
<b>Blk</b>	5, 2x, last at Kentucky, 2/20/14
<b>Stl</b>	3, 4x, last at Clemson, 11/20/13
<b>Asst</b>	5 vs. Savannah State, 12/28/13
<b>Min</b>	43 at Texas A&M, 1/6/14

### Jatarie White

<b>Pts</b>	11 vs. Clemson, 11/20/14
<b>FG</b>	5 vs. Clemson, 11/20/14
<b>FGA</b>	12 vs. Clemson, 11/20/14
<b>FG %</b>	.600 (3-5) vs. San Diego State, 11/23/14
<b>FT</b>	2 vs. Wisconsin, 11/27/14
<b>FTA</b>	3 vs. Wisconsin, 11/27/14
<b>FT %</b>	.667 (2-3) vs. Wisconsin, 11/27/14
<b>Reb</b>	6 vs. San Diego St., 11/23/14
<b>Off Reb</b>	3, 2x, last vs. Kentucky, 1/11/15
<b>Def Reb</b>	5 vs. San Diego St., 11/23/14
<b>Min</b>	22 vs. San Diego St., 11/23/14

### A'ja Wilson

<b>Pts</b>	23 vs. Savannah State, 12/14/14
<b>FG</b>	8, 2x, last vs. Savannah State, 12/14/14
<b>FGA</b>	17 vs. Auburn, 1/2/15
<b>FG %</b>	.800 (8-10) vs. Savannah State, 12/14/14
<b>FT</b>	8 vs. NC Central, 12/1/14
<b>FTA</b>	10, 2x, last vs. Liberty, 12/21/14
<b>FT %</b>	.888 (8-9) vs. NC Central, 12/1/14
<b>Reb</b>	13 at LSU, 1/4/15
<b>Off Reb</b>	5 vs. NC Central, 12/1/14
<b>Def Reb</b>	10 at LSU, 1/4/15
<b>Blk</b>	3, 5x, last vs. Kentucky, 1/11/15
<b>Stl</b>	3, 4x, last vs. Central Michigan, 12/20/14
<b>Asst</b>	3, 2x, last at Alabama, 1/8/15
<b>Min</b>	28 vs. Kentucky, 1/11/15



Official Basketball Box Score -- Game Totals -- Final Statistics  
**Southern Cal vs #2 South Carolina**  
11/15/14 7 p.m. at Columbia, S.C./Colonial Life Arena



**Southern Cal 61 • 0-1**

#	Player	Total		3-Ptr		Rebounds			PF	TP	A TO Blk Stl				Min
		FG-FGA	FG-FGA	FT-FTA	FT-FTA	Off	Def	Tot			A	TO	Blk	Stl	
13	Horn, Kaneisha	f	4-9	1-1	2-2	1	1	2	4	11	0	1	0	4	20
21	Vaiolotama, Alexyz	f	3-6	1-1	2-2	0	1	1	4	9	0	0	1	2	18
01	Adams, Jordan	g	3-10	0-2	0-1	0	4	4	1	6	1	2	0	1	34
10	Jaco, Courtney	g	1-6	1-3	0-0	0	0	0	0	3	2	2	0	1	27
23	Barrett, Brianna	g	1-7	0-0	5-8	2	3	5	3	7	2	2	0	1	22
05	Calvert, McKenzie		2-9	0-2	7-7	1	1	2	1	11	0	1	0	0	23
24	Edelman, Drew		5-5	0-0	0-0	3	2	5	3	10	0	3	0	0	16
32	Alofaituli, Kiki		0-2	0-0	0-0	0	1	1	3	0	1	0	0	0	15
35	Simon, Kristen		2-4	0-0	0-0	1	5	6	4	4	3	4	1	1	24
43	Okonkwo, Amy		0-5	0-1	0-0	4	0	4	0	0	0	0	0	0	1
Team						3	1	4							
Totals			21-63	3-10	16-20	15	19	34	23	61	9	15	2	10	200
FG % 1st Half: 9-37		24.3%	2nd half: 12-26		46.2%	Game: 21-63		33.3%							Deadball
3FG % 1st Half: 2-8		25.0%	2nd half: 1-2		50.0%	Game: 3-10		30.0%							Rebounds
FT % 1st Half: 4-4		100.0	2nd half: 12-16		75.0%	Game: 16-20		80.0%							0

**#2 South Carolina 70 • 1-0**

#	Player		Total		3-Ptr		Rebounds			PF	TP	A TO Blk Stl				Min
			FG-FGA	FG-FGA	FT-FTA	Off Def Tot	PF	TP	A			TO	Blk	Stl		
22	WILSON, A'ja	f	2-7	0-0	0-2	1	4	5	0	4	1	3	1	1	16	
24	WELCH, Aleighsa	f	4-5	0-0	2-4	3	4	7	5	10	0	3	4	1	27	
33	IBIAM, Elem	c	2-3	0-0	1-2	2	4	6	1	5	0	0	1	1	22	
41	COATES, Alaina	c	6-8	0-0	6-6	4	9	13	1	18	0	1	2	0	30	
25	MITCHELL, Tiffany	g	4-10	0-3	10-12	1	1	2	3	18	4	6	0	1	38	
01	CUEVAS, Bianca		0-3	0-2	0-1	0	1	1	2	0	0	1	0	1	5	
02	GAINES, Olivia		0-0	0-0	0-0	0	0	0	0	0	0	0	0	0	1	
05	SESSIONS, Khadijah		2-5	2-3	0-0	1	1	2	2	6	2	1	1	1	19	
23	ROY, Tina		3-6	3-5	0-0	0	2	2	3	9	6	2	1	3	25	
31	DOZIER, Asia		0-3	0-2	0-0	0	0	0	0	0	1	2	0	0	14	
40	WHITE, Jatarie		0-0	0-0	0-0	0	2	2	1	0	1	0	0	0	3	
Team						0	3	3								
Totals			23-50	5-15	19-27	12	31	43	18	70	15	19	10	9	200	
FG % 1st Half: 9-25			36.0%	2nd half: 14-25		56.0%	Game: 23-50		46.0%	Deadball						
3FG % 1st Half: 1-5			20.0%	2nd half: 4-10		40.0%	Game: 5-15		33.3%	Rebounds						
FT % 1st Half: 8-13			61.5%	2nd half: 11-14		78.6%	Game: 19-27		70.4%							4

Officials: Lisa Mattingly, Jesse Dickerson, Bruce Morris  
Technical fouls: Southern Cal-None. #2 South Carolina-None.  
Attendance: 10057

Score by periods	1st	2nd	Total
Southern Cal	24	37	61
#2 South Carolina	27	43	70

Last FG - USC 2nd-02:14, SC 2nd-02:35.  
Largest lead - USC by 5 1st-17:02, SC by 13 2nd-02:35.

Points	In	Off	2nd	Fast	Bench
USC	36	22	10	8	25
SC	32	16	14	4	15

Score tied - 6 times.  
Lead changed - 7 times.



Official Basketball Box Score -- Game Totals -- Final Statistics  
**Clemson vs #2/3 South Carolina**  
11/20/14 7 p.m. at Columbia, S.C./Colonial Life Arena



**Clemson 41 • 2-1**

#	Player		Total		3-Ptr		Rebounds			PF	TP	A TO Blk Stl				Min
			FG-FGA	FG-FGA	FT-FTA	Off	Def	Total	A			TO	Blk	Stl		
24	Ivy Atkism	f	4-6	0-0	0-0	2	0	2	0	8	0	1	1	0	24	
00	Shelbie Davenport	g	1-5	1-3	0-0	1	3	4	3	3	0	3	2	0	22	
01	Tiffany Lewis	g	3-11	1-3	0-0	0	2	2	3	7	1	4	0	1	27	
02	Chelsea Lindsay	g	0-4	0-3	0-0	1	0	1	2	0	0	3	0	1	26	
25	Cha'Nelle Perry	g	4-6	0-1	1-2	1	3	4	1	9	3	0	2	0	25	
03	Victoria Cardaci		1-1	1-1	0-0	0	0	0	0	3	1	0	0	0	5	
12	Makayla Johnson		1-2	0-0	0-0	2	5	7	4	2	1	2	1	0	16	
13	Daneasha Provo		0-9	0-5	1-2	2	0	2	0	1	1	0	0	0	21	
14	Paige Mosley		2-4	0-0	0-0	0	1	1	4	4	0	0	1	1	12	
21	Nikki Dixon		1-3	1-1	0-0	1	1	2	2	3	0	3	1	1	12	
33	Alexis Carter		0-1	0-0	1-2	0	0	0	0	1	1	2	0	0	5	
34	Justice Wright		0-1	0-0	0-0	0	0	0	0	0	0	0	0	0	5	
	Team					1	2	3								
Totals			17-53	4-17	3-6	11	17	28	19	41	8	18	8	4	200	
FG % 1st Half: 9-25			36.0%	2nd half: 8-28		28.6%	Game: 17-53		32.1%	Deadball						
3FG % 1st Half: 2-8			25.0%	2nd half: 2-9		22.2%	Game: 4-17		23.5%	Rebounds						
FT % 1st Half: 1-2			50.0%	2nd half: 2-4		50.0%	Game: 3-6		50.0%							

**#2/3 South Carolina 99 • 2-0**

#	Player		Total		3-Ptr		Rebounds			PF	TP	A TO Blk Stl				Min
			FG-FA	FG-FGA	FT-FTA	FT-FTA	Off	Def	Tot			A	TO	Blk	Stl	
24	WELCH, Aleighsa	f	8-11	0-0	1-3	2	1	3	1	17	3	0	0	1	1	24
33	IBIAM, Elem	c	1-2	0-0	1-1	0	3	3	1	3	0	2	2	0	0	18
41	COATES, Alaina	c	4-10	0-0	4-7	4	6	10	0	12	2	0	2	0	2	20
05	SESSIONS, Khadijah	g	2-3	1-1	2-3	1	5	6	0	7	4	0	0	0	1	18
25	MITCHELL, Tiffany	g	6-8	3-4	0-0	0	0	0	2	15	5	1	0	3	0	25
00	FARMER, India		0-0	0-0	0-0	1	0	1	0	0	0	0	0	0	0	4
01	CUEVAS, Bianca		4-10	2-6	0-0	1	2	3	0	10	2	0	0	0	2	17
02	GAINES, Olivia		0-4	0-0	0-0	3	2	5	1	0	2	2	0	1	1	10
03	DUCKETT, Kaydra		0-0	0-0	0-0	0	0	0	0	0	1	0	0	0	0	3
15	DAVIS, Tiffany		1-2	1-2	0-0	0	1	1	0	3	2	0	0	0	0	8
22	WILSON, A'ja		6-8	0-0	6-7	2	3	5	0	18	0	2	1	0	2	20
31	DOZIER, Asia		1-2	1-2	0-0	0	1	1	2	3	4	0	0	0	0	16
40	WHITE, Jatarie		5-12	0-0	1-1	3	2	5	0	11	0	0	0	0	1	17
Team						6	1	7								
Totals				38-72	8-15	15-22	23	27	50	7	99	25	7	6	9	200
FG % 1st Half: 18-35			51.4%	2nd half: 20-37		54.1%	Game: 38-72		52.8%	Deadball						
3FG % 1st Half: 4-8			50.0%	2nd half: 4-7		57.1%	Game: 8-15		53.3%	Rebounds						
FT % 1st Half: 5-9			55.6%	2nd half: 10-13		76.9%	Game: 15-22		68.2%	1						

Officials: Beverly Roberts, Denise Brooks, Maj Forsberg  
Technical fouls: Clemson-None. #2/3 South Carolina-None.  
Attendance: 11012

Score by periods	1st	2nd	Total
Clemson	21	20	41
#2/3 South Carolina	45	54	99

Last FG - CU 2nd-00:33, SC 2nd-01:02.  
Largest lead - CU by 4 1st-17:36, SC by 60 2nd-01:43.

Score tied - 1 time.  
Lead changed - 1 time.



Official Basketball Box Score -- Game Totals -- Final Statistics  
**San Diego State vs #2/3 South Carolina**  
11/23/14 2 p.m. at Columbia, S.C./Colonial Life Arena



**San Diego State 38 • 1-3**

#	Player		Total		3-Ptr		Rebounds			PF	TP	A TO Blk Stl				Min
			FG-FGA	FG-FGA	FT-FTA	Off	Def	Tot	A			TO	Blk	Stl		
02	HUNTER, Christina	f	0-6	0-0	0-0	1	3	4	1	0	0	3	1	1	25	
05	CULBERSON, Chairese	f	1-5	1-3	0-0	2	4	6	2	3	1	2	0	0	23	
25	AMARIKWA, Erimma	f	4-9	0-0	1-4	2	4	6	1	9	1	5	0	3	29	
11	HARVEY, Ahjalee	g	1-5	1-3	0-0	0	0	0	4	3	1	3	0	1	22	
21	JOHNSON, Chloe	g	1-2	0-0	0-0	0	1	1	4	2	0	3	0	0	13	
00	SMITH, Deldra	g	2-4	0-0	0-0	2	3	5	2	4	0	3	1	1	14	
15	FORT, McKynzie	f	1-7	1-1	1-2	1	1	2	2	4	4	7	0	1	27	
22	THORDESON, Lexy	f	1-6	0-4	0-0	1	1	2	0	2	0	0	0	0	11	
30	GREENHOUSE, Cheyen	f	1-3	1-1	2-2	0	2	2	0	5	1	1	0	0	24	
44	BRANDON, Aleiah	f	2-2	2-2	0-0	0	0	0	3	6	0	2	0	0	12	
	Team					2	3	5								
	Totals		14-49	6-14	4-8	11	22	33	19	38	8	29	2	7	200	
	FG % 1st Half:	5-19	26.3%	2nd half:	9-30	30.0%	Game:	14-49	28.6%						Deadball	
	3FG % 1st Half:	2-4	50.0%	2nd half:	4-10	40.0%	Game:	6-14	42.9%						Rebounds	
	FT % 1st Half:	4-8	50.0%	2nd half:	4-0	0.0%	Game:	4-8	50.0%						2,1	



# DAWN STALEY

## 7th Season at South Carolina Virginia, 1992

When three-time Olympic gold medalist Dawn Staley took the reins of the University of South Carolina women's basketball program on May 10, 2008, the Gamecocks' stature immediately rose not just in the Southeastern Conference but on the national stage as well. Building on a foundation of hard work, defensive effort and a "team first" mentality, South Carolina began to realize those expectations in 2011-12. Three consecutive 25-win seasons were capped with the 2013-14 squad's 29-win effort that included the program's first SEC regular-season championship and No. 1 seed in the NCAA Tournament as well as the Gamecocks' second NCAA Sweet 16 appearance in three seasons.

In her 14 seasons as a head coach, Staley has amassed a 309-151 record, including her 137-71 slate in six seasons at South Carolina. She has led her teams to nine 20-win seasons, a total of 11 postseason appearances (two WNIT), highlighted by the Gamecocks' pair of Sweet 16 appearances and 14 weeks in the Associated Press top 10, including four in the top five. The future continues to brighten as the nation's top recruits make Columbia, S.C., a highly coveted destination. Consistently signing the top players in the state, Staley's 2014 group illustrated the seeds her staff had been sowing since its arrival as the No. 1 recruit in the class joined two other top-35 entries among the five-member class that was ranked No. 2 in the nation.

While her coaching career is blossoming, Staley is still recognized for her body of work as a one of the most decorated participants in United States women's basketball history. The Naismith Memorial Basketball Hall of Fame solidified her legacy with her enshrinement into the Hall as part of the Class of 2013. The Phoenix Club of Philadelphia established the Dawn Staley Award recognizing the nation's top guard in women's Division I basketball in 2013 as well. Staley was inducted into the Women's Basketball Hall of Fame as part of the Class of 2012 and was one of the final nominees for induction to the U.S. Olympic Hall of Fame the same year. In the summer of 2011, the WNBA recognized her as one of the league's "Top 15," honoring the most influential players in the league's history.

At the helm of the Gamecocks over the last six seasons, Staley has been named National Coach of the Year (2014, Basketball Times), Naismith National Coach of the Year Finalist (2014), SEC Coach of the Year (2014, Coaches and AP) and BCA Female Coach of the Year (2012). She has coached an All-American, 12 All-SEC selections, five SEC All-Freshman team selections, an SEC Player of the Year, an SEC Sixth Player of the Year, an SEC Defensive Player of the Year and two SEC Freshmen of the Year. South Carolina's 29 wins in 2013-14 were one shy of the overall school record, breaking the best mark since joining the SEC of 25 set in 2011-12 and tied in 2012-13. The Gamecocks have won more SEC games than the season before in each of Staley's last five seasons, and her 52 SEC victories are more than any other Gamecock coach and account for 44.8 percent of the program's total 116 league wins. She has helped the Gamecocks to three of the program's four top-four finishes in the SEC, including the first regular-season championship in 2013-14. Her 97 overall wins in the last four seasons marks the most successful four-year stretch in program history.

### Year-by-Year Coaching Record

Year	School	Record	Conf. Rec.	Conf. Finish	Postseason
2000-01	Temple	19-11	11-5	2nd East	WNIT
2001-02	Temple	20-11	12-4	2nd East	A-10 Tourn. Champ./NCAA 1st Round
2002-03	Temple	14-15	9-7	2nd East	
2003-04	Temple	21-10	14-2	1st East	A-10 Tourn. Champ./NCAA 1st Round
2004-05	Temple	28-4	16-0	1st East*	A-10 Tourn. Champ./NCAA 2nd Round
2005-06	Temple	24-8	12-4	3rd	A-10 Tourn. Champ./NCAA 1st Round
2006-07	Temple	25-8	13-1	2nd	NCAA 2nd Round
2007-08	Temple	21-13	12-2	T-1st	NCAA 1st Round
2008-09	South Carolina	10-18	2-12	11th	
2009-10	South Carolina	14-15	7-9	T-7th	
2010-11	South Carolina	18-15	8-8	T-5th	WNIT 2nd Round
2011-12	South Carolina	25-10	10-6	T-4th	NCAA Sweet 16
2012-13	South Carolina	25-8	11-5	T-4th	NCAA 2nd Round
2013-14	South Carolina	29-5	14-2	1st	NCAA Sweet 16
2014-15	South Carolina	16-0	4-0		
<b>Career</b>	<b>15th season</b>	<b>309-151</b>	<b>155-67</b>		
<b>At SC</b>	<b>7th season</b>	<b>137-71</b>	<b>56-42</b>		

# HEAD COACH

### Coaching Highlights

#### College

- 9 NCAA Tournament Appearances (3 at South Carolina)
- 9 20-Win Seasons (3 at South Carolina)
- 2 Regular-Season Conference Titles (SEC 2014; A-10 2008)
- Naismith National Coach of the Year Finalist (2014)
- Basketball Times National Coach of the Year (2014)
- Two-time WBCA Region Coach of the Year (Region 3 2014; Region 1 2005)
- Three-time Conference Coach of the Year (SEC 2014; A-10 2004, 2005)

#### USA Basketball

- Senior National Team Asst. Coach (2006-08, 2014) – FIBA World Championship gold medal (2014), Beijing Olympics gold medal (2008), FIBA Americas Championship gold medal (2007), FIBA World Championship bronze medal (2006)
- U18 National Team Head Coach – FIBA U18 Americas Championship gold medal (2014)
- Select Team Court Coach (Summer 2012)

### Playing Highlights

#### U.S. Professional – 11 seasons

- Five-time WNBA All-Star (2001, 2002, 2003, 2005, 2006)
- Two-time ABL All-Star (1997, 1998)
- WNBA All-Decade Team

#### USA Basketball

- Three-time Olympic gold medalist (1996, 2000, 2004)
- Flag bearer for U.S. in Olympic Games Opening Ceremony (2004)
- Two-time USA Basketball Female Athlete of the Year (1994, 2004)

#### College – Virginia (1989-92)

- Three-time Kodak All-America (1990, 1991, 1992)
- Honda-Broderick Cup Award for Collegiate Female Athlete of the Year (1991)
- Two-time ACC Player of the Year (1991, 1992)
- NCAA Tournament Most Outstanding Player (1991)

### Other Notables

- Naismith Memorial Basketball Hall of Fame, Class of 2013
- Order of the Palmetto Recipient (2013)
- Women's Basketball Hall of Fame, Class of 2012



# ALAINA COATES

**6-4 • Sophomore • Center**  
**Irmo, S.C. • Dutch Fork**

- Named to the Naismith Trophy Top 50 Watch List, one of four centers selected
- Ranked the No. 25 player in the nation by espnW ... named Preseason All-SEC First Team by the league's coaches.
- Has started five games this season
- Is fifth in the SEC in rebounds and 18th in scoring ... also among the league's top 15 in blocks (6th, 1.6/gm), offensive rebounds (11th, 2.9/gm) and free throw percentage (13th)
- Has seven double-doubles this season, **most in the SEC** and 30th in the nation – four have come in the last nine games
- Has scored in double figures 10 times and posted double-digit rebounds eight times, including six of the last eight games
- Has been the team's top scorer twice – Southern Cal, at Alabama
- Has led team in rebounds eight times – Southern Cal, Clemson, Wisconsin, Charlotte, at Duke, Savannah State, at Hampton, Auburn
- Grabbed a pair of rebounds during game-changing 5-0 run midway through second half of win over #10/11 Kentucky (Jan. 11)
- Scored eight points in a 13-2 first-half run that broke open the game at Alabama (Jan. 8)
- Reeled in season-high 14 rebounds in SEC opener against Auburn (Jan. 2) with seven in each half en route to seventh double-double of the season
- Posted third-straight double-double in game against Central Michigan (Dec. 20), including 12 points in the second half
- After just six minutes of first-half play at Hampton (Dec. 17), posted 12 points and nine rebounds to hold off Lady Pirates in the second half en route to second-straight double-double
- Grabbed six of her team-high 10 rebounds at #9/8 Duke (Dec. 7) in the second half, including two defensive in the critical final two minutes of the comeback win
- Responded to coming off the bench against Charlotte (Dec. 4) with a double-double and a career-high three assists in 23 minutes
- Shook off slow start vs. Clemson (Nov. 20) to finish with 12 points and 10 rebounds – eight points and seven rebounds of which came in second half
- Drew start in season opener vs. Southern Cal (Nov. 15) and delivered a double-double (18 pts/13 rebs), the 11th of her career ... scored six unanswered points late in first half against Trojans to help Gamecocks take lead into halftime

## 2014-15 Game-by-Game

Opponent	Date	GS	MIN	FG-A	3FG-A	FT-A	Reb	A	TO	B	S	TP
Southern Cal	11/15	*	30	6-8	0-0	6-6	4-9-13	0	1	2	0	18
Clemson	11/20	*	20	4-10	0-0	4-7	4-6-10	2	0	2	0	12
San Diego St.	11/23		18	5-8	0-0	0-1	2-3-5	0	1	0	0	10
vs. Wisconsin	11/27	*	17	3-7	0-0	1-4	4-5-9	0	0	1	0	7
vs. Syracuse	11/28	*	13	0-0	0-0	0-0	0-1-1	0	0	0	0	0
NC Central	12/1	*	21	4-7	0-0	1-2	0-5-5	1	1	2	0	9
Charlotte	12/4		23	4-7	0-0	7-10	5-8-13	3	1	2	0	15
at Duke	12/7		22	2-6	0-0	3-5	3-7-10	0	1	1	2	7
vs. Savannah St.	12/14		17	7-8	0-0	6-9	3-7-10	1	2	1	0	20
at Hampton	12/17		21	4-9	0-0	4-6	3-10-13	0	4	3	0	12
vs. C. Michigan	12/20		21	7-10	0-0	2-4	3-7-10	2	1	2	1	16
vs. Liberty	12/21		24	2-10	0-0	7-8	4-2-6	2	1	1	1	11
Auburn	1/2		20	3-4	0-0	5-9	5-9-14	0	0	1	1	11
at LSU	1/4		14	2-2	0-0	3-4	1-3-4	0	3	2	0	7
at Alabama	1/8		21	7-8	0-0	6-6	2-1-3	1	0	3	0	20
Kentucky	1/11		21	1-5	0-0	1-2	3-3-6	0	1	2	1	3

## Career Stats at South Carolina

Year	GP	GS	Min	Avg	FG	FGA	Pct	3FG	FGA	Pct	FT	FTA	Pct	Off	Def	Tot	Avg	PF	FO	A	TO	Blk	Stl	Pts	Avg
2013-14	34	1	668	19.6	148	242	.612	0	0	—	121	185	.654	82	203	285	8.4	83	1	11	57	73	17	417	12.3
2014-15	16	5	323	20.2	61	109	.560	0	0	—	56	83	.675	46	86	132	8.3	18	0	12	17	25	6	178	11.1
<b>Career Totals</b>	<b>50</b>	<b>6</b>	<b>991</b>	<b>19.8</b>	<b>209</b>	<b>351</b>	<b>.595</b>	<b>0</b>	<b>0</b>	<b>—</b>	<b>177</b>	<b>268</b>	<b>.660</b>	<b>128</b>	<b>289</b>	<b>417</b>	<b>8.3</b>	<b>101</b>	<b>1</b>	<b>23</b>	<b>74</b>	<b>98</b>	<b>23</b>	<b>595</b>	<b>11.9</b>

# #41

## Career Highlights

No. 25 Player in the Nation, espnW (2014-15)  
2015 Naismith Trophy Top 50 Watch List  
2015 Preseason All-SEC  
2014 SEC Co-6th Player of the Year (Coaches)  
2014 SEC Freshman of the Year (Coaches, AP)  
2014 Freshman All-America First Team (Full Court)  
2014 SEC All-Freshman Team  
2014 All-SEC Second Team (Coaches)  
5-time SEC Freshman of the Week

	Season	Career
<b>Double-Double</b>	7	17
<b>20+ Points</b>	2	8
<b>10+ Points</b>	10	33
<b>10+ Rebounds</b>	8	19
<b>5+ Blocks</b>	0	2
<b>Tm-High Points</b>	2	9
<b>Tm-High Rebs.</b>	8	26

Miscellaneous

<b>Pts</b> .....	24, 2x, last vs. Ole Miss, 1/30/14
<b>Rebs</b> .....	17 vs. Kentucky, 1/9/14
<b>Blks</b> .....	5, 2x, last vs. Florida, 2/23/14
<b>Stls</b> .....	3 at LSU, 2/16/14
<b>Assts</b> .....	3 vs. Charlotte, 12/4/14
<b>Min</b> .....	30 vs. Southern Cal, 11/15/14
<b>FG</b> .....	11 vs. Vanderbilt, 1/5/14
<b>FT</b> .....	11 at San Diego St., 11/23/13

Career Highs

<b>Pts</b> .....	20, 2x, last at Alabama, 1/8
<b>Rebs</b> .....	14 vs. Auburn, 1/2
<b>Blks</b> .....	3, 2x, last at Alabama, 1/8
<b>Stls</b> .....	2 at Duke, 12/7
<b>Assts</b> .....	3 vs. Charlotte, 12/4
<b>Min</b> .....	30 vs. Southern Cal, 11/15
<b>FG</b> .....	7, 3x, last at Alabama, 1/8
<b>FT</b> .....	7, 2x, last vs. Liberty, 12/20

14-15 Season Highs

<b>Pts</b> .....	24, 2x, last vs. Ole Miss, 1/30/14
<b>Rebs</b> .....	17 vs. Kentucky, 1/9/14
<b>Blks</b> .....	5, 2x, last vs. Florida, 2/23/14
<b>Stls</b> .....	3 at LSU, 2/16/14
<b>Assts</b> .....	2 at Tennessee, 3/2/14
<b>Min</b> .....	28 vs. Vanderbilt, 1/5/14
<b>FG</b> .....	11 vs. Vanderbilt, 1/5/14
<b>FT</b> .....	8, 2x, last vs. Georgia, 2/27/14

SEC Career Highs



# BIANCA CUEVAS

**5-6 • Freshman • Guard**  
**Bronx, N.Y. • Nazareth Regional**

- Played in every game this season
- Has scored in double figures four times
- Has led team in assists twice – San Diego State, vs. Central Michigan
- Shooting 90.0 percent (9-of-10) from free throw line in league play
- Scored six of her 10 points against Auburn (Jan. 2) during 14-4 first-half run and added three during second-half rally after Tigers got within eight points with 12 minutes to play
- Dished out three of her four assists in just 10 minutes of first-half action against Central Michigan (Dec. 20)
- Scored eight of her 12 points at Hampton (Dec. 17) in the second half, including a pair of 3s during key run late in the game
- Swiped four steals against Savannah State (Dec. 14), including three in a two-minute span midway through the first half to help Gamecocks build an insurmountable lead
- Handed out five assists against NC Central (Dec. 1), her second time this season
- Posted 11 points against San Diego State (Nov. 23) while leading team with five assists and four steals as well
- Strong outing against Clemson (Nov. 20) with no turnovers and a pair of 3s
- Came off the bench to play five minutes against Southern Cal (Nov. 15)

# #1

## Career Highlights

No. 35 recruit in 2014 class (espnW)  
2014 High School All-America (McDonald's)

	Season	Career
<b>10+ Points</b>	4	4
<b>5+ Assists</b>	2	2
<b>5+ Steals</b>	0	0
<b>Tm-High Pts.</b>	0	0
<b>Tm-High Assts.</b>	2	2

Miscellaneous

**Pts** ..... 12 at Hampton, 12/17/14  
**Rebs** ..... 3, 3x, last at Alabama, 1/8/15  
**Stls** ..... 4, 2x, last vs. Sav. St., 12/14/14  
**Assts** ..... 5, 2x, last vs. NC Central, 12/1/14  
**Blks** ..... 2 vs. NC Central, 12/1/14  
**Min** ..... 20, 2x, last vs. Auburn, 1/2/15  
**FG** ..... 5 at Hampton, 12/17/14  
**3FG** ..... 2, 2x, last at Hampton, 12/17/14  
**FT** ..... 4 at Alabama, 1/8/15

Career Highs

**Pts** ..... 10 vs. Auburn, 1/2/15  
**Rebs** ..... 3 at Alabama, 1/8/15  
**Blks** ..... 1 vs. Auburn, 1/2/15  
**Stls** ..... 2 at LSU, 1/4/15  
**Assts** ..... 3 at Alabama, 1/8/15  
**Min** ..... 20 vs. Auburn, 1/2/15  
**FG** ..... 4 vs. Auburn, 1/2/15  
**3FG** ..... 1, 2x, last at Alabama, 1/8/15  
**FT** ..... 4 at Alabama, 1/8/15

SEC Career Highs

## 2014-15 Game-by-Game

Opponent	Date	GS	MIN	FG-A	3FG-A	FT-A	Reb	A	TO	B	S	TP
Southern Cal	11/15	5	0-3	0-2	0-1	0-1-1	0	1	0	1	0	0
Clemson	11/20	17	4-10	2-6	0-0	1-2-3	2	0	0	2	10	10
San Diego St.	11/23	17	4-6	1-3	2-2	0-3-3	5	1	0	4	11	11
vs. Wisconsin	11/27	14	1-5	0-2	0-0	1-0-1	1	0	0	0	2	2
vs. Syracuse	11/28	9	0-4	0-3	0-0	0-0-0	0	0	0	0	0	0
NC Central	12/1	20	1-4	1-4	1-2	0-1-1	5	1	2	3	4	4
Charlotte	12/4	6	0-2	0-0	0-0	0-1-1	1	1	0	0	0	0
at Duke	12/7	3	0-0	0-0	0-0	0-0-0	0	2	0	1	0	0
vs. Savannah St.	12/14	18	4-7	0-1	1-1	0-1-1	0	3	0	4	9	9
at Hampton	12/17	19	5-6	2-3	0-0	0-1-1	1	2	0	1	12	12
vs. C. Michigan	12/20	18	1-7	0-4	0-0	1-0-1	4	1	0	2	2	2
vs. Liberty	12/21	17	2-4	1-2	1-2	0-1-1	3	1	0	1	6	6
Auburn	1/2	20	4-8	0-2	2-3	0-0-0	1	2	1	1	10	10
at LSU	1/4	18	2-8	1-4	3-3	0-1-1	2	2	0	2	8	8
at Alabama	1/8	15	1-5	1-4	4-4	1-2-3	3	0	0	0	7	7
Kentucky	1/11	5	1-3	0-0	0-0	0-0-0	0	1	0	0	2	2

## Career Stats at South Carolina

Year	GP	GS	Min	Avg	FG	FGA	Pct	3FG	FGA	Pct	FT	FTA	Pct	Off	Def	Tot	Avg	PF	FO	A	TO	Blk	Stl	Pts	Avg
2014-15	16	0	221	13.8	30	82	.366	9	40	.225	14	18	.778	4	14	18	1.1	20	0	28	18	3	22	83	5.2



# TIFFANY DAVIS

**5-7 • Sophomore • Guard**  
**Houston, Texas • Westbury Christian**

- Has played in 12 games this season
- Scored a season-high four points in just four minutes at Alabama (Jan. 8), hitting a 3 for the second time in as many games
- Draining a 3 from the top of the key as the shot clock was winding down to hold off Lady Tigers' rally late in first half at LSU (Jan. 4)
- Tied season high with three points, all on free throws, against Savannah State (Dec. 14)
- Made her season debut against Clemson (Nov. 20), hitting a second-half 3 and handing out a pair of assists in just eight minutes.

# #15

	Season	Career
10+ Points	0	1
5+ Assists	0	0
5+ Steals	0	1
Tm-High Pts.	0	0
Tm-High Assts.	0	0

Miscellaneous

Pts	11 vs. Ole Miss, 1/30/14
Rebs	6 at Arkansas, 1/2/14
Blks	1 vs. Charleston Southern, 11/8/13
Stls	5 vs. Elon, 11/9/12
Assts	3, 4x, last vs. SC State, 12/22/13
Min	30 at Arkansas, 1/2/14
FG	3 vs. Savannah State, 12/28/13
3FG	2, 3x, last vs. Ole Miss, 1/30/14
FT	5 vs. Ole Miss, 1/30/14

Career Highs

Pts	4 at Alabama, 1/8
Rebs	3 at LSU, 1/4
Blks	
Stls	
Assts	2, 2x, last at LSU, 1/4
Min	11 at LSU, 1/4
FG	1, 4x, last at Alabama, 1/8
3FG	1, 3x, last at Alabama, 1/8
FT	3 vs. Sav. St., 12/14

14-15 Season Highs

Pts	11 vs. Ole Miss, 1/30/14
Rebs	6 at Arkansas, 1/2/14
Blks	2 vs. Ole Miss, 1/30/14
Stls	
Assts	2, 4x, last at LSU, 1/4/15
Min	30 at Arkansas, 1/2/14
FG	2, 2x, last at Miss. St., 2/6/14
3FG	2 vs. Ole Miss, 1/30/14
FT	5 vs. Ole Miss, 1/30/14

SEC Career Highs

## 2014-15 Game-by-Game

Opponent	Date	GS	MIN	FG-A	3FG-A	FT-A	Reb	A	TO	B	S	TP
Southern Cal	11/15											
Clemson	11/20	8	1-2	1-2	0-0	0-1-1	2	0	0	0	0	3
San Diego St.	11/23	8	0-3	0-2	0-1	2-0-2	1	2	0	0	0	0
vs. Wisconsin	11/27	6	1-2	0-1	0-0	0-0-0	0	1	0	0	0	2
vs. Syracuse	11/28											
NC Central	12/1	6	0-1	0-1	0-0	0-1-1	1	0	0	0	0	0
Charlotte	12/4											
at Duke	12/7											
vs. Savannah St.	12/14	10	0-0	0-0	3-4	0-1-1	1	0	0	0	0	3
at Hampton	12/17	3	0-0	0-0	0-0	0-1-1	0	2	0	0	0	0
vs. C. Michigan	12/20	4	0-0	0-0	0-0	0-0-0	0	0	0	0	0	0
vs. Liberty	12/21	5	0-0	0-0	0-0	1-0-1	0	0	0	0	0	0
Auburn	1/2	1	0-0	0-0	0-0	0-0-0	0	0	0	0	0	0
at LSU	1/4	11	1-1	1-1	0-0	0-3-3	2	3	0	0	0	3
at Alabama	1/8	4	1-1	1-1	1-2	1-0-1	0	0	0	0	0	4
Kentucky	1/11	1	0-0	0-0	0-0	0-0-0	0	0	0	0	0	0

## Career Stats at South Carolina

Year	GP	GS	Min	Avg	FG	FGA	Pct	3FG	FGA	Pct	FT	FTA	Pct	Off	Def	Tot	Avg	PF	FO	A	TO	Blk	Stl	Pts	Avg
2012-13	3	0	40	13.3	4	8	.500	1	4	.250	3	4	.750	1	3	4	1.3	2	0	4	2	0	5	12	4.0
2013-14	32	7	356	11.1	23	59	.390	12	30	.400	19	26	.731	5	27	32	1.0	29	0	29	40	1	4	77	2.4
2014-15	12	0	67	5.6	4	10	.400	3	8	.375	4	7	.571	4	7	11	0.9	4	0	7	8	0	0	15	1.3
<b>Career Totals</b>	<b>47</b>	<b>7</b>	<b>463</b>	<b>9.9</b>	<b>31</b>	<b>77</b>	<b>.403</b>	<b>16</b>	<b>42</b>	<b>.381</b>	<b>26</b>	<b>37</b>	<b>.703</b>	<b>10</b>	<b>37</b>	<b>47</b>	<b>1.0</b>	<b>35</b>	<b>0</b>	<b>40</b>	<b>50</b>	<b>1</b>	<b>9</b>	<b>104</b>	<b>2.2</b>



# ASIA DOZIER

**6-0 • Junior • Guard/Forward**  
**Columbia, S.C. • Spring Valley**

- Voted team captain
- Has played in every game, joining the starting lineup against Charlotte (Dec. 4)
- Ranks 10th in the league with 1.5 made 3s per SEC game
- Has led team in assists three times – vs. Wisconsin, vs. Liberty, Auburn
- Has led team in scoring one time – at Duke
- Has scored in double figures three times
- Hit a 3 from the right corner midway through second half against Kentucky (Jan. 11) to allow Gamecocks to hold the lead
- Single-handedly held off the Crimson Tide for first four minutes at Alabama (Jan. 8), scoring eight of her SEC career-high 15 points to keep the game tied early ... best shooting game of the season, hitting 6-of-8 from the field, including 3-of-5 from 3-point range
- Tied for team-high honors with four assists against Auburn (Jan. 2), improving her career record as team's assist leader to 13-0, and hit early 3 to spark first-half offense
- Played solid all-around game against Liberty (Dec. 21), turning just 17 minutes on the floor into four rebounds, team-high four assists and three points
- Scored all of her team-high 11 points at #9/8 Duke (Dec. 7) in the second half of the comeback victory
- Made her first start of the season against Charlotte (Dec. 4) and struggled shooting the ball, but was solid defensively and handed out three assists
- Hit a 3 from the top of the arc to put the Gamecocks ahead of #22/22 Syracuse (Nov. 28) with under two minutes to play, her only points of the night
- Hit 3-of-5 from the field and handed out four assists in just 15 minutes against Wisconsin (Nov. 27)
- Dished out four assists in just 16 minutes against San Diego State (Nov. 23)
- Handed out four assists against Clemson in just 16 minutes (Nov. 20)

## 2014-15 Game-by-Game

Opponent	Date	GS	MIN	FG-A	3FG-A	FT-A	Reb	A	TO	B	S	TP
Southern Cal	11/15		14	0-3	0-2	0-0	0-0-0	1	2	0	0	0
Clemson	11/20		16	1-2	1-2	0-0	0-1-1	4	0	0	0	3
San Diego St.	11/23		16	2-3	1-2	0-1	0-0-0	4	1	0	1	5
vs. Wisconsin	11/27		15	3-5	1-2	0-0	0-0-0	4	1	0	0	7
vs. Syracuse	11/28		7	1-1	1-1	0-0	0-0-0	1	0	0	0	3
NC Central	12/1		16	5-6	3-4	1-1	0-0-0	1	1	0	2	14
Charlotte	12/4	*	18	0-4	0-3	0-0	0-0-0	3	1	0	1	0
at Duke	12/7	*	22	4-7	2-5	1-2	0-0-0	0	2	0	1	11
vs. Savannah St.	12/14	*	15	0-2	0-1	0-0	0-0-0	2	0	0	0	0
at Hampton	12/17	*	17	1-5	1-4	0-0	0-0-0	2	1	1	0	3
vs. C. Michigan	12/20	*	22	2-6	0-2	0-0	0-1-1	2	1	0	1	4
vs. Liberty	12/21	*	17	1-2	1-2	0-0	1-3-4	4	0	0	1	3
Auburn	1/2	*	16	2-6	1-3	0-0	0-0-0	4	2	0	1	5
at LSU	1/4	*	12	1-3	1-3	0-0	0-0-0	1	1	0	0	3
at Alabama	1/8	*	24	6-8	3-5	0-0	0-2-2	2	1	0	2	15
Kentucky	1/11	*	16	2-7	1-4	0-0	0-4-4	2	2	1	0	5

## Career Stats at South Carolina

Year	GP	GS	Min	Avg	FG	FGA	Pct	3FG	FGA	Pct	FT	FTA	Pct	Off	Def	Tot	Avg	PF	FO	A	TO	Blk	Stl	Pts	Avg
2012-13	31	0	398	12.8	28	134	.209	16	91	.176	11	24	.458	19	42	61	2.0	35	1	25	20	4	8	83	2.7
2013-14	34	32	911	26.8	72	211	.341	33	103	.320	28	44	.636	18	77	95	2.8	63	0	92	68	7	21	205	6.0
2014-15	16	10	263	16.4	31	70	.443	17	45	.378	2	4	.500	1	11	12	0.7	10	0	38	16	2	10	81	5.1
<b>Career Totals</b>	<b>81</b>	<b>42</b>	<b>1572</b>	<b>19.4</b>	<b>131</b>	<b>415</b>	<b>.316</b>	<b>66</b>	<b>239</b>	<b>.276</b>	<b>41</b>	<b>72</b>	<b>.569</b>	<b>38</b>	<b>130</b>	<b>168</b>	<b>2.1</b>	<b>108</b>	<b>1</b>	<b>155</b>	<b>104</b>	<b>13</b>	<b>39</b>	<b>369</b>	<b>4.6</b>

# #31

	Season	Career
10+ Points	3	12
10+ Rebounds	0	1
5+ Assists	0	8
Tm-High Pts.	1	2
Tm-High Assts.	3	13

Miscellaneous

Pts	..... 16, 2x, last at San Diego St., 11/23/13
Rebs	.....10 vs. Elon, 11/9/12
Blks	..... 1, 12x, last at Hampton, 12/17/14
Stls	.....2, 6x, last vs. NC Central, 12/1/14
Assts	.....6, 2x, last vs. Georgia, 3/7/14
Min	..... 40 at Arkansas, 1/2/14
FG	.....6, 2x, last at Alabama, 1/8/15
3FG	..... 4 at San Diego St., 11/23/13
FT	..... 4, 2x, last vs. Oregon St., 3/25/14

Career Highs

Pts	..... 15 at Alabama, 1/8
Rebs	.....4, 2x, last vs. Kentucky, 1/11
Blks	..... 1, 2x, last vs. Kentucky, 1/11
Stls	.....2, 2x, last at Alabama, 1/8
Assts	..... 4, 5x, last vs. Auburn, 1/2
Min	..... 24 at Alabama, 1/8
FG	.....6 at Alabama, 1/8
3FG	..... 3, 2x, last at Alabama, 1/8
FT	..... 1, 2x, last at Duke, 12/7

14-15 Season Highs

Pts	.....15 at Alabama, 1/8/15
Rebs	..... 6, 2x, last vs. Florida, 2/23/14
Blks	..... 1, 7x, last vs. Kentucky, 1/11/15
Stls	.....2 at Alabama, 1/8/15
Assts	.....6, 2x, last vs. Georgia, 3/7/14
Min	..... 40 at Arkansas, 1/2/14
FG	.....6 at Alabama, 1/8/15
3FG	.....3, 2x, last at Alabama, 1/8/15
FT	.....2, 3x, last vs. Missouri, 2/2/14

SEC Career Highs



# KAYDRA DUCKETT

**5-8 • Freshman • Guard**  
**Columbia, S.C. • Dreher**

- Has played in nine games this season
- Made her SEC debut at LSU (Jan. 4)
- Grabbed four rebounds in just seven minutes off the bench against Savannah State (Dec. 14)
- Scored first career points against NC Central (Dec. 1)
- Made her college debut against Clemson (Nov. 20), but was limited to three minutes with an ankle injury

# #3

## Career Highlights

No. 32 recruit in 2014 class (espnW)  
2014 High School All-America (McDonald's)

	Season	Career	Miscellaneous
10+ Points	0	0	
5+ Assists	0	0	
5+ Steals	0	0	
Tim-High Pts.	0	0	
Tim-High Assts.	0	0	

Pts .....	2, 2x, last vs. Sav. St., 12/14/14	Career Highs
Rebs.....	4 vs. Savannah St., 12/14/14	
Blks .....	1, 2x, last vs. C. Michigan, 12/20/14	
Stls.....	1, 2x, last vs. Liberty, 12/21/14	
Assts .....	1, 2x, last vs. Sav. St., 12/14/14	
Min.....	7 vs. Savannah St., 12/14/14	
FG .....	1 vs. NC Central, 12/1/14	
3FG .....		SEC Highs
FT.....	2 vs. Savannah St., 12/14/14	
Pts .....		
Rebs.....	1 at Alabama, 1/8/15	
Blks .....		
Stls .....		
Assts .....		
Min.....	4 at Alabama, 1/8/15	
FG .....		
FT.....		

Pts .....		SEC Highs
Rebs.....	1 at Alabama, 1/8/15	
Blks .....		
Stls .....		
Assts .....		
Min.....	4 at Alabama, 1/8/15	SEC Highs
FG .....		
FT.....		

## 2014-15 Game-by-Game

Opponent	Date	GS	MIN	FG-A	3FG-A	FT-A	Reb	A	TO	B	S	TP
Southern Cal	11/15						— DNP (Coach's Decision) —					
Clemson	11/20		3	0-0	0-0	0-0	0-0-0	1	0	0	0	0
San Diego St.	11/23						— DNP (Ankle Injury) —					
vs. Wisconsin	11/27		2	0-0	0-0	0-0	0-0-0	0	0	0	0	0
vs. Syracuse	11/28						— DNP (Coach's Decision) —					
NC Central	12/1		4	1-1	0-0	0-0	0-1-1	0	1	0	1	2
Charlotte	12/4		1	0-0	0-0	0-0	0-0-0	0	0	0	0	0
at Duke	12/7						— DNP (Coach's Decision) —					
vs. Savannah St.	12/14		7	0-3	0-0	2-2	2-2-4	1	0	1	0	2
at Hampton	12/17						— DNP (Coach's Decision) —					
vs. C. Michigan	12/20		1	0-0	0-0	0-0	0-1-1	0	0	1	0	0
vs. Liberty	12/21		4	0-1	0-0	0-0	0-0-0	0	0	0	1	0
Auburn	1/2						— DNP (Coach's Decision) —					
at LSU	1/4		1	0-0	0-0	0-0	0-0-0	0	0	0	0	0
at Alabama	1/8		4	0-0	0-0	0-0	0-1-1	0	0	0	0	0
Kentucky	1/11						— DNP (Coach's Decision) —					

## Career Stats at South Carolina

Year	GP	GS	Min	Avg	FG	FGA	Pct	3FG	FGA	Pct	FT	FTA	Pct	Off	Def	Tot	Avg	PF	FO	A	TO	Blk	Stl	Pts	Avg
2014-15	9	0	27	3.0	1	5	.200	0	0	—	2	2	1.00	2	5	7	0.8	2	0	2	1	2	2	4	0.4



# INDIA FARMER

**6-0 • Sophomore • Forward**  
**N. Myrtle Beach, S.C. • N. Myrtle Beach**

- Has played in 11 games this season
- Scored first point of the season with a free throw against San Diego State (Nov. 23)
- Made season debut vs. Clemson (Nov. 20)

# #0

	Season	Career	Miscellaneous
10+ Points	0	0	
10+ Rebounds	0	0	
5+ Blocks	0	0	
Tm-High Pts.	0	0	
Tm-High Rebs.	0	0	

Pts	.....3, 2x, last vs. Alabama, 1/19/14	Career Highs
Rebs	..... 3 vs. NC Central, 12/2/13	
Blks	..... 1, vs. Savannah State, 12/28/13	
Stls	.....	
Assts	.....	
Min	..... 11 vs. NC Central, 12/2/13	
FG	..... 1, 2x, last vs. Alabama, 1/19/14	
3FG	..... 1, 2x, last vs. Alabama, 1/19/14	
FT	..... 1 vs. San Diego State, 11/23/14	

Pts	..... 1, 2x, last vs. Sav. St., 12/14	14-15 Season Highs
Rebs	..... 2, 2x, last vs. Sav. St., 12/14	
Blks	.....	
Stls	.....	
Assts	.....	
Min	..... 4, 4x, last at Alabama, 1/8	
FG	.....	
3FG	.....	
FT	..... 1, 2x, last vs. Sav. St., 12/14	

Pts	..... 3 vs. Alabama, 1/19/14	SEC Career Highs
Rebs	..... 1, 4x, last at Alabama, 1/8/15	
Blks	.....	
Stls	.....	
Assts	.....	
Min	..... 4 at Alabama, 1/8/15	
FG	..... 1 vs. Alabama, 1/19/14	
3FG	.....	
FT	.....	

## 2014-15 Game-by-Game

Opponent	Date	GS	MIN	FG-A	3FG-A	FT-A	Reb	A	TO	B	S	TP
Southern Cal	11/15						— DNP (Coach's Decision) —					
Clemson	11/20		4	0-0	0-0	0-0	1-0-1	0	0	0	0	0
San Diego St.	11/23		3	0-0	0-0	1-2	0-0-0	0	0	0	0	1
vs. Wisconsin	11/27		2	0-0	0-0	0-0	0-0-0	0	0	0	0	0
vs. Syracuse	11/28						— DNP (Coach's Decision) —					
NC Central	12/1		2	0-0	0-0	0-0	1-1-2	0	0	0	0	0
Charlotte	12/4		2	0-0	0-0	0-0	0-0-0	0	1	0	0	0
at Duke	12/7						— DNP (Coach's Decision) —					
vs. Savannah St.	12/14		4	0-2	0-2	1-2	1-1-2	0	0	0	0	1
at Hampton	12/17						— DNP (Coach's Decision) —					
vs. C. Michigan	12/20		1	0-0	0-0	0-0	0-0-0	0	0	0	0	0
vs. Liberty	12/21		4	0-0	0-0	0-0	0-0-0	0	0	0	0	0
Auburn	1/2		2	0-0	0-0	0-0	0-1-1	0	0	0	0	0
at LSU	1/4		2	0-0	0-0	0-0	0-0-0	0	0	0	0	0
at Alabama	1/8		4	0-1	0-0	0-0	1-0-1	0	0	0	0	0
Kentucky	1/11						— DNP (Coach's Decision) —					

## Career Stats at South Carolina

Year	GP	GS	Min	Avg	FG	FGA	Pct	3FG	FGA	Pct	FT	FTA	Pct	Off	Def	Tot	Avg	PF	FO	A	TO	Blk	Stl	Pts	Avg
2013-14	18	0	48	2.7	2	7	.286	2	4	.500	0	0	—	2	4	6	0.3	4	0	0	1	1	0	6	0.3
2014-15	11	0	30	2.7	0	3	.000	0	2	.000	2	4	.500	4	3	7	0.6	1	0	0	1	0	0	2	0.2
<b>Career Totals</b>	<b>29</b>	<b>0</b>	<b>78</b>	<b>2.7</b>	<b>2</b>	<b>10</b>	<b>.200</b>	<b>2</b>	<b>6</b>	<b>.333</b>	<b>2</b>	<b>4</b>	<b>.500</b>	<b>6</b>	<b>7</b>	<b>13</b>	<b>0.5</b>	<b>5</b>	<b>0</b>	<b>0</b>	<b>2</b>	<b>1</b>	<b>0</b>	<b>8</b>	<b>0.3</b>



# OLIVIA GAINES

**5-7 • Senior • Guard**  
**Chester, S.C. • Louisburg College (N.C.)**

- Has played in all but one contest this season, notching one start (San Diego State)
- Averaging 16.0 minutes per SEC game, providing great defensive pressure when Gamecocks want to change their tempo
- Tied her SEC career high with three assists at Alabama (Jan. 8)
- Saw a season-high 19 minutes at LSU (Jan. 4) dishing out all three of her assists in the first half while Sessions was out with foul trouble
- Was integral to 10-0 second-half run that stopped Auburn (Jan. 2) from coming back after pulling within eight with 12 minutes to play, scoring the first and last points of the spurt in addition to usual defensive pressure
- Matched her career high with three steals against Liberty (Dec. 21), all in the second half, while also handing out three assists in the final 20 minutes of action
- Picked up two steals in just one minute of high-pressure defense at #9/8 Duke (Dec. 7), including the one with 12 seconds left and the Gamecocks down by one, then called a timeout to set up the winning play
- Handed out three assists in just 12 minutes against Wisconsin (Nov. 27)
- Drew her second career start against San Diego State (Nov. 23), picking up a pair of steals
- Came off the bench for one minute of high-pressure defense late in the opener against Southern Cal (Nov. 15)

## 2014-15 Game-by-Game

Opponent	Date	GS	MIN	FG-A	3FG-A	FT-A	Reb	A	TO	B	S	TP
Southern Cal	11/15	1	0-0	0-0	0-0	0-0-0	0	0	0	0	0	0
Clemson	11/20	10	0-4	0-0	0-0	3-2-5	2	2	0	1	0	0
San Diego St.	11/23 *	16	0-2	0-0	0-0	1-1-2	1	2	0	2	0	0
vs. Wisconsin	11/27	12	0-1	0-0	0-0	0-1-1	3	0	0	2	0	0
vs. Syracuse	11/28	2	0-0	0-0	0-0	0-0-0	0	0	0	0	0	0
NC Central	12/1	7	2-3	0-0	0-0	0-1-1	0	1	0	0	0	4
Charlotte	12/4	1	0-0	0-0	0-0	0-0-0	0	0	0	0	0	0
at Duke	12/7	1	0-0	0-0	0-0	0-0-0	0	0	0	2	0	0
vs. Savannah St.	12/14	15	0-3	0-0	2-2	2-2-4	1	0	0	0	0	2
at Hampton	12/17	6	0-0	0-0	0-0	0-0-0	0	0	0	0	0	0
vs. C. Michigan	12/20	9	1-2	0-0	0-0	1-1-2	0	0	0	0	0	2
vs. Liberty	12/21	14	1-5	0-1	0-0	0-1-1	3	1	0	3	2	2
Auburn	1/2	16	1-1	0-0	1-2	0-1-1	1	1	0	1	3	3
at LSU	1/4	19	1-3	0-0	0-0	0-0-0	3	1	0	2	2	2
at Alabama	1/8	13	1-2	0-1	0-0	1-0-1	3	0	0	0	0	2
Kentucky	1/11											

— DNP (Coach's Decision) —

## Career Stats at South Carolina

Year	GP	GS	Min	Avg	FG	FGA	Pct	3FG	FGA	Pct	FT	FTA	Pct	Off	Def	Tot	Avg	PF	FO	A	TO	Blk	Stl	Pts	Avg
2013-14	32	1	309	9.7	23	48	.479	1	2	.500	19	26	.731	12	31	43	1.3	32	0	34	14	3	20	66	2.1
2014-15	15	1	142	9.5	7	26	.269	0	2	.000	3	4	.750	8	10	18	1.2	15	0	17	8	0	13	17	1.1
<b>Career Totals</b>	<b>47</b>	<b>2</b>	<b>451</b>	<b>9.6</b>	<b>30</b>	<b>74</b>	<b>.405</b>	<b>1</b>	<b>4</b>	<b>.250</b>	<b>22</b>	<b>30</b>	<b>.733</b>	<b>20</b>	<b>41</b>	<b>61</b>	<b>1.3</b>	<b>47</b>	<b>0</b>	<b>51</b>	<b>22</b>	<b>3</b>	<b>33</b>	<b>83</b>	<b>1.8</b>

# #2

## Career Highlights

2013 WBCA JUCO Player of the Year  
2013 NJCAA All-America

	Season	Career
10+ Points	0	0
10+ Rebounds	0	0
5+ Assists	0	1
Tm-High Pts.	0	0
Tm-High Assts.	0	1

Miscellaneous

Pts	..... 7 vs. Savannah St., 12/28/13
Rebs	..... 5, 2x, last vs. Clemson, 11/20/14
Blks	..... 1, 3x, last vs. Florida, 2/23/14
Stls	..... 3, 2x, last vs. Liberty, 12/21/14
Assts	..... 5 vs. Charleston Southern, 11/8/13
Min	..... 23 vs. Alabama, 1/19/14
FG	..... 3 vs. Savannah St., 12/28/13
3FG	..... 1 at Texas A&M, 1/16/14
FT	..... 3 vs. Arkansas, 2/9/14

Career Highs

Pts	..... 4 vs. NC Central, 12/1
Rebs	..... 5 vs. Clemson, 11/20
Blks	.....
Stls	..... 3 vs. Liberty, 12/21
Assts	..... 3, 4x, last at Alabama, 1/8
Min	..... 19 at LSU, 1/4
FG	..... 2 vs. NC Central, 12/1
3FG	.....
FT	..... 2 vs. Savannah St., 12/14

14-15 Season Highs

Pts	..... 5, 2x, last vs. Arkansas, 2/9/14
Rebs	..... 3 vs. Alabama, 1/19/14
Blks	..... 1 vs. Florida, 2/23/14
Stls	..... 2, 2x, last at LSU, 1/4/15
Assts	..... 3, 3x, last at Alabama, 1/8/15
Min	..... 23 vs. Alabama, 1/19/14
FG	..... 2, 3x, last vs. Florida, 2/23/14
3FG	..... 1 at Texas A&M, 1/16/14
FT	..... 3 vs. Arkansas, 2/9/14

SEC Career Highs



# ELEM IBIAM

**6-4 • Senior • Center**  
**Fayetteville, Ga. • Fayette County**

- Voted team captain for second time in her career (2013-14)
- Is third in school history with 147 career blocked shots, one shy of Michelle Murray's 148 in second
- Has started every game this season, not missing a start since the first of her career in the 2013-14 season opener (50 games) – *Can you update this note each game, please?*
- Is 12th in the SEC in blocked shots per game (1.1)
- Has scored in double figures six times – all coming in the last 12 games – including one 20-point game
- Has led the team in rebounds once – vs. Central Michigan
- Put back an offensive rebound four minutes into the second half against #10/11 Kentucky (Jan. 11) to give Gamecocks their first lead since early in the 9:00 mark of the first half
- Posted nine of her 11 points against Auburn (Jan. 2) in the second half to help hold off the charging Tigers
- Scored her 11 points against Liberty (Dec. 21) efficiently, hitting 5-of-6 from the field
- Posted her second career double-double – first of this season – against Central Michigan (Dec. 20) in just 18 minutes on the court
- Pulled in four of her seven rebounds at Hampton (Dec. 17) on the offensive end.
- Netted career-high 21 points against Savannah State (Dec. 14), including four points during early run, five during late first-half spurt and first four points of the second half
- Dominated the opening minutes against Charlotte (Dec. 4), scoring six of the Gamecocks' first eight points en route to a perfect 7-of-7 shooting night – the second of her career tied for fourth-best perfect night in Colonial Life Arena history
- Was efficient in 20 minutes against NC Central (Dec. 1), hitting 4-of-5 from the field and blocking a season-high three shots
- Pulled down seven rebounds, including four offensive against Wisconsin (Nov. 27)

## 2014-15 Game-by-Game

Opponent	Date	GS	MIN	FG-A	3FG-A	FT-A	Reb	A	TO	B	S	TP
Southern Cal	11/15	*	22	2-3	0-0	1-2	2-4-6	0	0	1	1	5
Clemson	11/20	*	18	1-2	0-0	1-1	0-3-3	0	2	2	0	3
San Diego St.	11/23	*	14	1-3	0-0	2-2	1-1-2	0	0	0	1	4
vs. Wisconsin	11/27	*	17	4-6	0-0	0-0	4-3-7	0	3	2	1	8
vs. Syracuse	11/28	*	15	0-4	0-0	0-0	2-1-3	2	2	1	0	0
NC Central	12/1	*	20	4-5	0-0	2-5	1-3-4	0	0	3	0	10
Charlotte	12/4	*	19	7-7	0-0	2-3	1-2-3	1	1	0	0	16
at Duke	12/7	*	18	4-7	0-0	0-1	2-3-5	1	1	1	0	8
vs. Savannah St.	12/14	*	18	7-9	0-0	7-8	2-2-4	0	0	1	0	21
at Hampton	12/17	*	25	1-5	0-0	2-4	4-3-7	2	4	1	0	4
vs. C. Michigan	12/20	*	18	5-12	0-0	0-1	6-6-12	1	0	2	0	10
vs. Liberty	12/21	*	17	5-6	0-0	1-2	2-3-5	0	1	1	0	11
Auburn	1/2	*	19	5-8	0-0	1-2	2-0-2	0	1	1	0	11
at LSU	1/4	*	18	1-2	0-0	0-0	0-4-4	1	0	1	1	2
at Alabama	1/8	*	15	2-3	0-0	0-0	1-2-3	0	1	0	0	4
Kentucky	1/11	*	16	3-4	0-0	2-2	1-3-4	0	0	0	0	8

## Career Stats at South Carolina

Year	GP	GS	Min	Avg	FG	FGA	Pct	3FG	FGA	Pct	FT	FTA	Pct	Off	Def	Tot	Avg	PF	FO	A	TO	Blk	Stl	Pts	Avg
2011-12	25	0	197	7.9	26	59	.441	0	1	.000	22	35	.629	34	40	74	3.0	33	0	4	16	17	2	74	3.0
2012-13	30	0	472	15.7	64	131	.489	0	0	—	32	64	.500	52	83	135	4.5	48	1	8	20	30	11	160	5.3
2013-14	34	34	794	23.4	128	238	.538	0	0	—	67	102	.657	59	148	207	6.1	94	3	12	51	83	13	323	9.5
2014-15	16	16	289	18.1	52	86	.605	0	0	—	21	33	.636	31	43	74	4.6	33	0	8	16	17	4	125	7.8
<b>Career Totals</b>	<b>105</b>	<b>50</b>	<b>1752</b>	<b>16.7</b>	<b>270</b>	<b>514</b>	<b>.525</b>	<b>0</b>	<b>1</b>	<b>.000</b>	<b>142</b>	<b>234</b>	<b>.607</b>	<b>176</b>	<b>314</b>	<b>490</b>	<b>4.7</b>	<b>208</b>	<b>4</b>	<b>32</b>	<b>103</b>	<b>147</b>	<b>30</b>	<b>682</b>	<b>6.5</b>

# #33

## Career Highlights

2014 SEC All-Defensive Team  
2014 SEC Women's Basketball Community Service Team

	Season	Career
Double-Double	1	2
20+ Points	1	1
10+ Points	6	31
10+ Rebounds	1	4
5+ Blocks	0	7
Tm-High Pts.	0	6
Tm-High Rebs.	1	12

Miscellaneous

Pts	..... 21 vs. Savannah St., 12/14/14
Rebs	..... 12 at Texas A&M, 1/16/14
Blks	..... 7 at Miss. State, 2/6/14
Stls	..... 2, 4x, last vs. North Carolina, 12/18/13
Assts	..... 3 vs. South Dakota St., 3/23/13
Min	..... 34 at Texas A&M, 1/16/14
FG	..... 8 vs. Alabama, 3/7/13
FT	..... 8 vs. Seton Hall, 11/17/13

Career Highs

Pts	..... 21 vs. Savannah St., 12/14
Rebs	..... 12 vs. C. Michigan, 12/20
Blks	..... 3 vs. NC Central, 12/1
Stls	..... 1, 4x, last at LSU, 1/4
Assts	..... 2, 2x, last at Hampton, 12/17
Min	..... 25 at Hampton, 12/17
FG	..... 7, 2x, last vs. Savannah St., 12/14
FT	..... 7 vs. Savannah St., 12/14

14-15 Season Highs

Pts	..... 18 vs. Alabama, 1/19/14
Rebs	..... 12 at Texas A&M, 1/16/14
Blks	..... 7 at Miss. State, 2/6/14
Stls	..... 1, 5x, last at LSU, 1/4/15
Assts	..... 2 at Texas A&M, 1/16/14
Min	..... 34 at Texas A&M, 1/16/14
FG	..... 8 vs. Alabama, 3/7/13
3FG	.....
FT	..... 5, 2x, last vs. Vanderbilt, 1/5/14

SEC Career Highs



# TIFFANY MITCHELL

**5-9 • Junior • Guard**  
**Charlotte, N.C. • Providence Day**

- Voted team captain
- Started every game this season, not missing a start since the Feb. 28, 2013, game at Missouri her freshman year (55 games) – *Can you update this note each game, please?*
- Leads the SEC and ranks seventh in the nation in 3-point field goal percentage, while ranking fourth in the league in 3s made per game (2.2) ... Is also among the SEC's top 10 in scoring (5th) and assist-to-turnover ratio (8th, 1.6), while 11th in assists (3.1)
- Has scored in double figures 12 times, including three games of 20 or more points
- Has been the team's top scorer six times – Southern Cal, San Diego State, Syracuse, at Hampton, vs. Central Michigan, vs. Kentucky
- Has led the team in assists four times – Clemson, at Duke, Auburn, vs. Kentucky
- Scored 10 of the team's last 13 points in win over #10/11 Kentucky (Jan. 11), including eight straight free throws to hold the Wildcats at bay
- Missed her first three 3-point attempts at Alabama (Jan. 8), all in the first 10 minutes, but buried her next three en route to 16 points and 60.0 percent shooting, including 50.0 percent from outside
- Scored the first six points of each half at LSU (Jan. 4) to help Gamecocks establish early offense
- Scored 13 of her team-high 18 points against Central Michigan (Dec. 20) in just 16 minutes of first-half action
- Hit 4-of-4 from 3-point range in first half alone at Hampton (Dec. 17) en route to tying career high of 6 3s and her third 20-point game of the season
- Posted most efficient scoring game of career, hitting 6-of-7 for 15 point in 21 minutes against Savannah State (Dec. 14)
- Erased a tough shooting day at #9/8 Duke (Dec. 9) with a second-look 3-pointer that brought the Gamecocks within one with 19 seconds to play ... was solid defensively throughout the game as well
- Swiped a career-high seven steals against NC Central (Dec. 1)
- Scored 15 of her 21 points against #22/22 Syracuse (Nov. 28) in the first half to keep Gamecocks within striking distance ... hit free throws late to seal the win over the Orange
- Shot 6-of-6 from 3-point range against San Diego State (Nov. 23), the best perfect long-range shooting night in school history, to net 20 points in just 18 minutes on the court

## 2014-15 Game-by-Game

Opponent	Date	GS	MIN	FG-A	3FG-A	FT-A	Reb	A	TO	B	S	TP
Southern Cal	11/15	*	38	4-10	0-3	10-12	1-1-2	4	6	0	1	18
Clemson	11/20	*	25	6-8	3-4	0-0	0-0-0	5	1	0	3	15
San Diego St.	11/23	*	18	6-8	6-6	2-2	0-2-2	3	2	0	1	20
vs. Wisconsin	11/27	*	26	2-7	1-3	2-2	0-3-3	3	1	0	2	7
vs. Syracuse	11/28	*	40	6-13	3-8	6-8	4-4-8	3	1	0	1	21
NC Central	12/1	*	24	6-8	1-3	1-2	0-3-3	4	1	0	7	14
Charlotte	12/4	*	28	3-6	1-3	2-2	1-0-1	2	4	0	1	9
at Duke	12/7	*	31	2-10	1-4	2-3	0-3-3	4	3	0	1	7
vs. Savannah St.	12/14	*	21	6-7	1-1	2-2	0-2-2	2	0	1	1	15
at Hampton	12/17	*	30	7-10	6-8	0-0	1-3-4	3	1	0	0	20
vs. C. Michigan	12/20	*	24	7-10	3-6	1-2	1-3-4	2	4	0	5	18
vs. Liberty	12/21	*	23	6-11	2-3	0-0	0-1-1	2	0	0	0	14
Auburn	1/2	*	26	1-9	1-4	4-4	0-1-1	4	2	0	2	7
at LSU	1/4	*	24	7-12	3-6	0-0	0-4-4	2	4	0	1	17
at Alabama	1/8	*	26	6-10	3-6	1-1	0-1-1	3	0	0	1	16
Kentucky	1/11	*	33	4-13	0-5	11-12	3-2-5	4	1	0	0	19

## Career Stats at South Carolina

Year	GP	GS	Min	Avg	FG	FGA	Pct	3FG	FGA	Pct	FT	FTA	Pct	Off	Def	Tot	Avg	PF	FO	A	TO	Blk	Stl	Pts	Avg
2012-13	33	30	927	28.1	107	282	.379	22	60	.367	68	111	.613	60	109	169	5.1	64	1	43	82	4	44	304	9.2
2013-14	34	34	1066	31.4	165	335	.493	40	74	.541	157	198	.793	41	149	190	5.6	63	0	118	97	8	62	527	15.5
2014-15	16	16	437	27.3	79	152	.520	35	73	.479	44	52	.846	11	33	44	2.8	25	0	50	31	1	27	237	14.8
<b>Career Totals</b>	<b>83</b>	<b>80</b>	<b>2430</b>	<b>29.3</b>	<b>351</b>	<b>769</b>	<b>.459</b>	<b>97</b>	<b>207</b>	<b>.469</b>	<b>269</b>	<b>361</b>	<b>.745</b>	<b>112</b>	<b>291</b>	<b>403</b>	<b>4.9</b>	<b>152</b>	<b>1</b>	<b>211</b>	<b>210</b>	<b>13</b>	<b>133</b>	<b>1068</b>	<b>12.9</b>

# #25

## Career Highlights

2015 Wade Watch List, Wooden Award Preseason  
 Top 30 and Naismith Trophy Top 50 Watch List  
 2014 Subway All-Classic Team  
 2014 Junkanoo Jam, Lucaya Division All-Tournament  
 No. 4 Player in the Nation, espnW (2014-15)  
 2015 Preseason All-America (AP, Sports Illustrated, ESPN)  
 2015 Preseason SEC Player of the Year (Coaches, Media)  
 2015 Preseason All-SEC (Coaches, Media)  
 2014 WBCA All-America  
 2014 All-America Third Team (AP, Full Court)  
 2014 Wooden Award Final Ballot, Wade Trophy  
 Watch List, Dawn Staley Award Watch List  
 2014 WBCA All-Region 3  
 2014 SEC Player of the Year (Coaches)  
 2014 All-SEC First Team (Coaches, AP)  
 2014 SEC All-Defensive Team  
 2013 SEC All-Freshman Team

	Season	Career
<b>Double-Double</b>	0	4
<b>20+ Points</b>	3	11
<b>10+ Points</b>	12	58
<b>10+ Rebounds</b>	0	7
<b>5+ Assists</b>	1	8
<b>5+ Steals</b>	2	7
<b>Tm-High Pts.</b>	6	26
<b>Tm-High Rebs.</b>	0	9
<b>Tm-High Assts.</b>	4	21

**Pts** .....25 vs. Georgia, 2/27/14  
**Rebs** .....11, 5x, last at Arkansas, 1/21/14  
**Stls** .....7 vs. NC Central, 12/1/14  
**Assts** .....9 at San Diego State, 11/23/13  
**Min** .....40 vs. Syracuse, 11/28/14  
**FG** .....8, 2x, last at Texas A&M, 1/16/14  
**3FG** .....6, 2x, last at Hampton, 12/17/14  
**FT** .....13 vs. CSU Northridge, 3/23/14

**Pts** .....21 vs. Syracuse, 11/28  
**Rebs** .....8, Syracuse, 11/28  
**Stls** .....7 vs. NC Central, 12/1  
**Assts** .....5 vs. Clemson, 11/20  
**Min** .....40 vs. Syracuse, 11/28  
**FG** .....7, 3x, last at LSU, 1/4  
**3FG** .....6, 2x, last at Hampton, 12/17  
**FT** .....11 vs. Kentucky, 1/11

**Pts** .....25 vs. Georgia, 2/27/14  
**Rebs** .....11, 5x, last at Arkansas, 1/21/14  
**Stls** .....6 at Auburn, 1/12/14  
**Assts** .....8, 2x, last vs. Ole Miss, 1/30/14  
**Min** .....39 vs. Kentucky, 1/9/14  
**FG** .....8 at Texas A&M, 1/16/14  
**3FG** .....3, 2x, last at LSU, 1/4/15  
**FT** .....11 vs. Kentucky, 1/11/15



# TINA ROY

**5-11 • Junior • Guard**  
**Kaplan, La. • Kaplan**

- Has played in all but one game this season
- Ranks third in SEC in assist-to-turnover ratio (2.3)... is 15th in SEC in assists (3.0) and 14th in 3s made per game (1.3)
- Has committed multiple turnovers in a game just five times this season
- Has scored in double figures twice
- Has led the team in assists five times – Southern Cal, Syracuse, Savannah State, Central Michigan, at LSU
- Scored nine of her 11 points at Alabama (Jan. 8) in the second half as Gamecocks keep the pressure on the Crimson Tide ... was perfect 3-of-3 from outside the arc
- Hit a pair of 3s in the first half at LSU (Jan. 4), the first of which helped hold off a Lady Tigers' rally
- Became first Gamecock to hand out double-digit assists in the Dawn Staley era with 10 against Savannah State (Dec. 14) while also rebounding well with seven boards
- Hit three 3s against Charlotte (Dec. 4), including two during the late first-half run that turned a two-point lead into an 18-point halftime advantage
- Averaged 9.5 points in just 17.0 minutes over two games at the Junkanoo Jam (Nov. 27-28)
- Hit four 3s against #22/22 Syracuse (Nov. 28), including two during the key 18-4 run that rallied the Gamecocks for the win, and dished out five assists as well
- Provided steady point guard play off the bench against Southern Cal (Nov. 15), handing out six assists to get the inside game going and hitting 3-of-5 from behind the arc

# #23

	Season	Career	Miscellaneous
10+ Points	2	9	
5+ Assists	3	5	
5+ Steals	0	0	
Tm-High Pts.	0	2	
Tm-High Assts.	5	8	

Pts .....	15 vs. Presbyterian, 11/27/11	Career Highs
Rebs.....	8 at Mississippi State, 2/6/14	
Stls.....	3 vs. Southern Cal, 11/15/14	
Assts .....	10 vs. Savannah St., 12/14/14	
Min.....	31 vs. Vanderbilt, 1/5/14	
FG .....	5, 3x, last, vs. Kentucky, 1/9/13	
3FG .....	5 vs. Presbyterian, 11/27/11	
FT.....	4 at Southern Cal, 11/25/13	

Pts .....	12 vs. Syracuse, 11/28	14-15 Season Highs
Rebs.....	7 vs. Savannah St., 12/14	
Stls.....	3 vs. Southern Cal, 11/15	
Assts .....	10 vs. Savannah St., 12/14	
Min.....	25 vs. Southern Cal, 11/15	
FG .....	4, 2x, last at Alabama, 1/8	
3FG .....	4 vs. Syracuse, 11/28	
FT.....		

Pts .....	11, 3x, last at Alabama, 1/8/15	SEC Career Highs
Rebs.....	8 at Mississippi State, 2/6/14	
Stls.....	1, 5x, last at Auburn, 1/12/14	
Assts .....	4, 2x, last at LSU, 1/4/15	
Min.....	31 vs. Vanderbilt, 1/5/14	
FG .....	5 vs. Kentucky, 1/9/14	
3FG .....	3, 2x, last at Alabama, 1/8/15	
FT.....	3 vs. Georgia, 2/27/14	

## 2014-15 Game-by-Game

Opponent	Date	GS	MIN	FG-A	3FG-A	FT-A	Reb	A	TO	B	S	TP
Southern Cal	11/15		25	3-5	3-5	0-0	0-2-2	6	2	1	3	9
Clemson	11/20						— DNP (Coach's Decision) —					
San Diego St.	11/23		19	2-7	1-4	0-0	0-3-3	2	1	0	1	5
vs. Wisconsin	11/27		12	3-6	1-3	0-0	0-4-4	2	1	0	0	7
vs. Syracuse	11/28		22	4-10	4-9	0-0	2-0-2	5	0	0	0	12
NC Central	12/1		13	0-1	0-1	0-0	0-2-2	3	1	0	1	0
Charlotte	12/4		23	3-5	3-5	0-0	0-1-1	3	1	0	0	9
at Duke	12/7		7	0-1	0-1	0-0	0-1-1	0	1	0	0	0
vs. Savannah St.	12/14		18	0-2	0-2	0-0	0-7-7	10	2	0	0	0
at Hampton	12/17		14	0-4	0-3	0-0	0-2-2	1	1	1	0	0
vs. C. Michigan	12/20		15	1-3	0-2	0-0	1-1-2	4	1	0	0	2
vs. Liberty	12/21		14	2-3	1-1	0-0	1-2-3	1	0	0	0	5
Auburn	1/2		11	1-1	1-1	0-0	0-1-1	2	3	0	0	3
at LSU	1/4		21	2-6	2-6	0-0	0-1-1	4	3	0	0	6
at Alabama	1/8		15	4-4	3-3	0-0	0-2-2	1	1	0	0	11
Kentucky	1/11		10	1-4	0-1	0-0	0-1-1	1	2	0	0	2

## Career Stats at South Carolina

Year	GP	GS	Min	Avg	FG	FGA	Pct	3FG	FGA	Pct	FT	FTA	Pct	Off	Def	Tot	Avg	PF	FO	A	TO	Blk	Stl	Pts	Avg
2011-12	34	0	383	11.3	53	181	.293	32	127	.252	10	22	.455	20	29	49	1.4	20	0	10	15	1	9	148	4.4
2012-13	— Did Not Play (injury) —																								
2013-14	34	1	553	16.3	44	146	.301	20	86	.233	14	23	.609	13	56	69	2.0	19	0	48	23	9	6	122	3.6
2014-15	15	0	239	15.9	26	63	.413	19	47	.404	0	0	—	4	30	34	2.3	12	0	45	20	2	5	71	4.7
<b>Career Totals</b>	<b>83</b>	<b>1</b>	<b>1175</b>	<b>14.2</b>	<b>123</b>	<b>390</b>	<b>.315</b>	<b>71</b>	<b>260</b>	<b>.273</b>	<b>24</b>	<b>45</b>	<b>.533</b>	<b>37</b>	<b>115</b>	<b>152</b>	<b>1.8</b>	<b>51</b>	<b>0</b>	<b>103</b>	<b>58</b>	<b>12</b>	<b>20</b>	<b>341</b>	<b>4.1</b>



# KHADIJAH SESSIONS

**5-8 • Junior • Guard**  
**Myrtle Beach, S.C. • Myrtle Beach**

- Has played in every game this season, starting all but the season opener
- Is 28th in the nation in assist-to-turnover ratio with an SEC-best mark of 2.5
- Ranks 10th in SEC in assists (3.3) and is ninth in steals (2.1)
- Has led the team in assists five times – NC Central, Charlotte, at Hampton, Auburn, at Alabama
- Tied career high with three 3s against #10/11 Kentucky (Jan. 11), including one off balance at the end of the shot clock to turn a four-point lead into seven midway through the second half
- Swiped four steals at Alabama (Jan. 8), including back-to-back possessions to spark first-half run the broke open the game
- Matched career high for third time this season with four steals against Savannah State (Dec. 14)
- Swiped one of her three steals late in the comeback at #9/8 Duke and was part of the double-team that generated Olivia Gaines' steal in the last 20 seconds that set up the game-winning play
- Capped the 11-0 comeback run late against #22/22 Syracuse (Nov. 28) with a transition layup
- Tied her career high with four steals against San Diego State (Nov. 23)
- Was solid on both ends of the floor against Clemson (Nov. 20), handing out four assists with no turnovers while pulling down career-high six rebounds
- Hit a clutch 3-pointer to start a 14-0 run that erased a Southern Cal (Nov. 15) lead with seven minutes left and put the game out of reach

# #5

	Season	Career	Miscellaneous
10+ Points	0	15	
5+ Assists	3	8	
5+ Steals	0	0	
Tm-High Pts.	0	3	
Tm-High Assts.	5	16	

Pts	19 vs. Auburn, 2/3/13	Career Highs
Rebs	6 vs. Clemson, 11/20/14	
Stls	4, 6x, last at Alabama, 1/8/15	
Assts	8 vs. NC Central, 12/1/14	
Min	37 at Southern Cal, 11/25/13	
FG	6, 2x, last, vs. Seton Hall, 11/17/13	
3FG	3, 3x, last vs. Kentucky, 1/11/15	14-15 Season Highs
FT	8 vs. Auburn, 2/3/13	

Pts	12 vs. Kentucky, 1/11	SEC Career Highs
Rebs	6 vs. Clemson, 11/20	
Stls	4, 4x, last at Alabama, 1/8	
Assts	8 vs. NC Central, 12/1	
Min	34 at Duke, 12/7	
FG	4 vs. Kentucky, 1/11	
3FG	3 vs. Kentucky, 1/11	14-15 Season Highs
FT	4 vs. Charlotte, 12/4	

Pts	19 vs. Auburn, 2/3/13	SEC Career Highs
Rebs	5, 2x, last vs. Kentucky, 1/11/15	
Stls	4, 3x, last at Alabama, 1/8/15	
Assts	6 vs. Missouri, 2/2/14	
Min	35 at Missouri, 2/28/13	
FG	6 at Missouri, 2/28/13	
3FG	3, 3x, last vs. Kentucky, 1/11/15	14-15 Season Highs
FT	8 vs. Auburn, 2/3/13	

## 2014-15 Game-by-Game

Opponent	Date	GS	MIN	FG-A	3FG-A	FT-A	Reb	A	TO	B	S	TP
Southern Cal	11/15		19	2-5	2-3	0-0	1-1-2	2	1	1	1	6
Clemson	11/20	*	18	2-3	1-1	2-3	1-5-6	4	0	0	1	7
San Diego St.	11/23	*	14	2-5	0-2	2-3	0-0-0	3	0	0	4	6
vs. Wisconsin	11/27	*	21	1-5	0-1	0-0	0-4-4	2	0	0	2	2
vs. Syracuse	11/28	*	22	2-8	1-5	0-1	0-1-1	3	0	1	1	5
NC Central	12/1	*	19	2-2	0-0	0-0	1-3-4	8	1	0	4	4
Charlotte	12/4	*	32	1-4	0-2	4-6	1-1-2	4	2	0	2	6
at Duke	12/7	*	34	0-3	0-2	0-0	1-1-2	2	2	0	3	0
vs. Savannah St.	12/14	*	16	1-5	0-1	2-3	2-0-2	4	1	0	4	4
at Hampton	12/17	*	24	1-3	0-1	0-0	1-2-3	5	0	0	0	2
vs. C. Michigan	12/20	*	21	1-3	0-2	0-0	1-1-2	3	4	0	2	2
vs. Liberty	12/21	*	18	0-3	0-2	0-0	0-1-1	1	1	0	2	0
Auburn	1/2	*	23	1-2	0-1	1-1	0-3-3	4	4	0	2	3
at LSU	1/4	*	13	0-1	0-1	0-0	1-2-3	0	1	0	1	0
at Alabama	1/8	*	18	1-3	0-1	0-0	1-0-1	5	0	0	4	2
Kentucky	1/11	*	29	4-9	3-6	1-4	0-5-5	2	4	0	1	12

## Career Stats at South Carolina

Year	GP	GS	Min	Avg	FG	FGA	Pct	3FG	FGA	Pct	FT	FTA	Pct	Off	Def	Tot	Avg	PF	FO	A	TO	Blk	Stl	Pts	Avg
2012-13	33	3	570	17.3	53	151	.351	13	54	.241	72	109	.661	22	24	46	1.4	43	0	36	49	3	21	191	5.8
2013-14	29	26	761	26.2	58	159	.365	18	59	.305	74	109	.679	9	38	47	1.6	60	0	77	45	1	28	208	7.2
2014-15	16	15	341	21.3	21	64	.328	7	31	.226	12	21	.571	11	30	41	2.6	19	0	52	21	2	34	61	3.8
<b>Career Totals</b>	<b>78</b>	<b>44</b>	<b>1672</b>	<b>21.4</b>	<b>132</b>	<b>374</b>	<b>.353</b>	<b>38</b>	<b>144</b>	<b>.264</b>	<b>158</b>	<b>233</b>	<b>.678</b>	<b>42</b>	<b>92</b>	<b>134</b>	<b>1.7</b>	<b>122</b>	<b>0</b>	<b>165</b>	<b>115</b>	<b>6</b>	<b>83</b>	<b>460</b>	<b>5.9</b>



# ALEIGHSA WELCH

**6-0 • Senior • Forward**  
**Goose Creek, S.C. • Goose Creek**

- Voted team captain for third time in her career
- Rated No. 7 player in the nation by espnW ... earned spots on Naismith Top 50 Watch List, Wade Watch List and Wooden Award Preseason Top 30 ... named Preseason All-SEC First Team by both the league's coaches and the media, receiving votes for Preseason SEC Player of the Year from both groups as well
- Has started every game this season, not missing a start since Nov. 10, 2013, against Louisiana Tech (48 games) – *Can you update this note each game, please?*
- Stands 17th in program history in total points, trailing La'Keisha Sutton in 16th (1,299)
- Moved into the total rebounds top 10 at LSU, trailing Jocelyn Penn in ninth place (802) by one
- Is second in school history in career offensive rebounds with an eye on Marsha Williams' record of 427 (1990-93)
- Ranks 30th in the SEC in scoring and seventh in blocked shots (1.3)
- Has scored in double figures 10 times, including four of the last seven games
- Is shooting 72.0 percent (18-of-25) in SEC play
- Grabbed nine of her 11 rebounds against #10/11 Kentucky (Jan. 11) in the second half, including five in the final 10 minute, four of which came on the offensive end
- Posted her ninth career perfect shooting game with 12 points (6-of-6) against Auburn (Jan. 2), adding six rebounds in just 19 minutes of action
- Was efficient in first half against Liberty (Dec. 21), posting nine of her 15 points and all three of her assists in just 15 minutes of opening-period action
- Played most productive all-around game of season against Charlotte (Dec. 4), narrowly missing double-double by one rebound, grabbing seven of her nine boards on the offensive end, swatting away two shots and handing out three assists
- Scored nine of her 11 points against #22/22 Syracuse (Nov. 28) in the first half to keep the Orange within striking distance ... blocked a shot late in the game to hold off the Orange and become just the 10th Gamecock to record at least 100 career blocks
- Was efficient against Clemson (Nov. 20) with 17 points and three assists in 24 minutes
- Finished with 10 points against Southern Cal (Nov. 15) despite foul trouble and swatted three of her four blocked shots in the game's first four minutes

## 2014-15 Game-by-Game

Opponent	Date	GS	MIN	FG-A	3FG-A	FT-A	Reb	A	TO	B	S	TP
Southern Cal	11/15	*	27	4-5	0-0	2-4	3-4-7	0	3	4	1	10
Clemson	11/20	*	24	8-11	0-0	1-3	2-1-3	3	0	1	1	17
San Diego St.	11/23	*	17	3-6	0-0	0-0	3-0-3	3	0	0	0	6
vs. Wisconsin	11/27	*	20	2-6	0-0	0-0	2-1-3	2	1	2	1	4
vs. Syracuse	11/28	*	36	5-9	0-0	1-2	2-3-5	3	1	1	0	11
NC Central	12/1	*	24	5-7	0-0	1-1	1-3-4	2	2	1	1	11
Charlotte	12/4	*	22	4-7	0-0	2-2	7-2-9	3	1	2	0	10
at Duke	12/7	*	36	4-11	0-0	0-0	2-6-8	1	2	2	1	8
vs. Savannah St.	12/14	*	20	5-7	0-0	1-4	4-4-8	0	3	0	1	11
at Hampton	12/17	*	24	1-4	0-0	2-4	3-2-5	4	1	0	0	4
vs. C. Michigan	12/20	*	26	6-10	0-1	0-2	2-1-3	2	2	0	0	12
vs. Liberty	12/21	*	21	6-8	0-0	3-4	2-2-4	3	2	1	0	15
Auburn	1/2	*	19	6-6	0-0	0-1	3-3-6	0	2	1	0	12
at LSU	1/4	*	21	3-4	0-0	0-2	1-4-5	1	0	1	0	6
at Alabama	1/8	*	22	5-6	0-0	0-0	0-2-2	1	0	1	0	10
Kentucky	1/11	*	36	4-9	0-0	1-2	4-7-11	2	4	3	1	9

## Career Stats at South Carolina

Year	GP	GS	Min	Avg	FG	FGA	Pct	3FG	FGA	Pct	FT	FTA	Pct	Off	Def	Tot	Avg	PF	FO	A	TO	Blk	Stl	Pts	Avg
2011-12	33	2	694	21.0	98	167	.587	0	1	.000	56	98	.571	104	96	200	6.1	41	0	18	40	22	19	252	7.6
2012-13	33	33	981	29.7	134	224	.598	1	1	1.000	126	178	.708	131	124	255	7.7	56	0	34	53	23	26	395	12.0
2013-14	34	33	1037	30.5	175	305	.574	1	1	1.000	116	194	.598	107	153	260	7.6	61	0	67	64	47	29	467	13.7
2014-15	16	16	395	24.7	71	116	.612	0	1	.000	14	31	.452	41	45	86	5.4	24	1	30	24	20	7	156	9.8
<b>Career Totals</b>	<b>116</b>	<b>84</b>	<b>3107</b>	<b>26.8</b>	<b>478</b>	<b>812</b>	<b>.589</b>	<b>2</b>	<b>4</b>	<b>.500</b>	<b>312</b>	<b>501</b>	<b>.623</b>	<b>383</b>	<b>418</b>	<b>801</b>	<b>6.9</b>	<b>182</b>	<b>1</b>	<b>149</b>	<b>181</b>	<b>112</b>	<b>81</b>	<b>1270</b>	<b>10.9</b>

# #24

## Career Highlights

2015 Wade Watch List  
2015 Wooden Award Preseason Top 30  
2015 Naismith Trophy Top 50 Watch List  
No. 7 Player in the Nation, espnW (2014-15)  
2015 Preseason All-America Second Team (ESPN)  
2015 Preseason All-SEC First Team (Coaches, Media)  
2014 All-America Honorable Mention (AP, WBCA)  
2014 All-SEC First Team (Coaches)  
2014 All-SEC Second Team (AP)  
2014 WBCA All-Region 3  
2013-14 CoSIDA Academic All-District 4  
2013 All-SEC Second Team (Coaches)  
2012 SEC All-Freshman Team

	Season	Career
<b>Double-Double</b>	0	19
<b>20+ Points</b>	0	5
<b>10+ Points</b>	10	71
<b>10+ Rebounds</b>	1	23
<b>5+ Blocks</b>	0	2
<b>5+ Assists</b>	0	1
<b>Tm-High Pts.</b>	1	26
<b>Tm-High Rebs.</b>	1	40
<b>Tm-High Assts.</b>	0	10

Miscellaneous

<b>Pts</b> .....	23 vs. N. Carolina 12/18/13
<b>Rebs</b> .....	17 vs. C. of Charleston, 11/14/13
<b>Blks</b> .....	5, 2x, last at Kentucky, 2/20/14
<b>Stls</b> .....	3, 4x, last at Charlotte, 12/8/13
<b>Assts</b> .....	5 vs. Savannah St., 12/28/13
<b>Min.</b> .....	43 at Texas A&M, 1/16/14
<b>FG</b> .....	10 at Kentucky, 2/20/14
<b>FT</b> .....	10 at Xavier, 11/30/11

Career Highs

<b>Pts</b> .....	17 vs. Clemson, 11/20
<b>Rebs</b> .....	11 vs. Kentucky, 1/11
<b>Blks</b> .....	4 vs. Southern Cal, 11/15
<b>Stls</b> .....	1, 7x, last vs. Kentucky, 1/11
<b>Assts</b> .....	4 at Hampton, 12/17
<b>Min.</b> .....	36, 3x, last vs. Kentucky, 1/11
<b>FG</b> .....	8 vs. Clemson, 11/20
<b>FT</b> .....	3 vs. Liberty, 12/21

14-15 Season Highs

<b>Pts</b> .....	21 at Kentucky, 2/20/14
<b>Rebs</b> .....	16 at Texas A&M, 1/16/14
<b>Blks</b> .....	5, 2x, last at Kentucky, 2/20/14
<b>Stls</b> .....	3 vs. Florida, 3/3/13
<b>Assts</b> .....	4, 2x, last at Miss. St., 2/6/14
<b>Min.</b> .....	43 at Texas A&M, 1/16/14
<b>FG</b> .....	10 at Kentucky, 2/20/14
<b>FT</b> .....	8, 2x, last at Miss. St., 2/6/14

SEC Career Highs



# JATARIE WHITE

**6-4 • Freshman • Forward**  
**Charlotte, N.C. • Providence Day**

- Has played in seven games, missing seven (Dec. 4 - Jan. 8) with a foot injury
- Has scored in double figures two times
- Made her SEC debut with three offensive rebounds in just five minutes against #10/11 Kentucky (Jan. 11)
- Netted 10 points in just 15 minutes against Wisconsin (Nov. 27)
- Scored double digits for first time her career with 11 points in 17 minutes against Clemson (Nov. 20)
- Made her collegiate debut against Southern Cal (Nov. 15), grabbing two rebounds in three minutes of action.

# #40

## Career Highlights

No. 7 recruit in 2014 class (espnW)  
2014 High School All-America (WBCA, McDonald's)

	Season	Career	Miscellaneous
Double-Double	0	0	
10+ Points	2	2	
5+ Assists	0	0	
5+ Steals	0	0	
Tm-High Pts.	0	0	
Tm-High Assts.	0	0	

Pts .....	11 vs. Clemson, 11/20/14	Career Highs
Rebs.....	6 vs. San Diego State, 11/23/14	
Blks .....		
Stls.....	1, 3x, last vs. Wisconsin, 11/27/14	
Assts .....	2 vs. Wisconsin, 11/27/14	
Min.....	22 vs. San Diego State, 11/23/14	
FG .....	5 vs. Clemson, 11/20/14	
FT.....	2 vs. Wisconsin, 11/27/14	

Pts .....		SEC Highs
Rebs.....	3 vs. Kentucky, 1/11/15	
Blks .....	1 vs. Kentucky, 1/11/15	
Stls.....		
Assts .....		
Min.....	5 vs. Kentucky, 1/11/15	
FG .....		
FT.....		

## 2014-15 Game-by-Game

Opponent	Date	GS	MIN	FG-A	3FG-A	FT-A	Reb	A	TO	B	S	TP
Southern Cal	11/15	3	0-0	0-0	0-0	0-2-2	1	0	0	0	0	0
Clemson	11/20	17	5-12	0-0	1-1	3-2-5	0	0	0	1	11	
San Diego St.	11/23	22	3-5	0-0	0-0	1-5-6	0	0	0	1	6	
vs. Wisconsin	11/27	15	4-7	0-0	2-3	1-2-3	2	0	0	1	10	
vs. Syracuse	11/28	8	0-2	0-0	0-0	0-0-0	0	0	0	0	0	
NC Central	12/1	7	1-1	0-0	0-0	0-1-1	0	2	0	0	2	
Charlotte	12/4					— DNP (Injury) —						
at Duke	12/7					— DNP (Injury) —						
vs. Savannah St.	12/14					— DNP (Injury) —						
at Hampton	12/17					— DNP (Injury) —						
vs. C. Michigan	12/20					— DNP (Injury) —						
vs. Liberty	12/21					— DNP (Injury) —						
Auburn	1/2					— DNP (Injury) —						
at LSU	1/4					— DNP (Injury) —						
at Alabama	1/8					— DNP (Injury) —						
Kentucky	1/11	5	0-1	0-0	0-0	3-0-3	0	1	1	0	0	

## Career Stats at South Carolina

Year	GP	GS	Min	Avg	FG	FGA	Pct	3FG	FGA	Pct	FT	FTA	Pct	Off	Def	Tot	Avg	PF	FO	A	TO	Blk	Stl	Pts	Avg
2014-15	7	0	75	11.0	13	28	.464	0	0	—	3	4	.750	8	12	20	2.9	7	0	3	3	1	3	29	4.1



# A'JA WILSON

**6-5 • Freshman • Guard**  
**Hopkins, S.C. • Heathwood Hall**

- Is only freshman on the Naismith Trophy Top 50 Watch List and the only freshman to rank among the SEC's top 20 scorers and rebounders, among the top 10 in both categories
- Has played in every game this season with one start (Southern Cal)
- Is fifth in SEC in field goal percentage, ninth in scoring and rebounds and third in blocks
- Averages 9.3 rebounds per SEC game to rank fourth in the league
- Has recorded four double-doubles, including three of the last five games
- Has scored in double figures a team-high 14 times with two 20-point games
- Has led the team in scoring a team-high eight times – Clemson, vs. Wisconsin, NC Central, Charlotte, Savannah State, vs. Liberty, Auburn, at LSU
- Has been team's top rebounder six times – San Diego State, vs. Syracuse, NC Central, vs. Liberty, at LSU, at Alabama
- Scored half of team's points in 6-0 run to close first half at LSU (Jan. 4) and added 12 in second half to prevent any Lady Tiger comeback
- Recorded a double-double in Gamecocks' final game of the month for the second time with 17 points and 10 boards against Liberty (Dec. 21) with 11 of those points coming in the second half
- Scored six points during Gamecocks' 12-2 first-half run against Central Michigan (Dec. 20) that turned a five-point lead into a 15-point advantage
- Poured in career-high 23 points against Savannah State on best shooting night of the season (8-of-10)
- Earned SEC and USBWA National Freshman of the Week honors after leading Gamecocks to three wins (Dec. 1-7)
- Capped the team's comeback from four points down in the final 42 seconds at #9/8 Duke with a game-winning putback with two seconds left ... three of her four made field goals gave team the lead at different points of the second half
- Played good defense against Charlotte (Dec. 4) with career highs in blocks and steals while leading the team with 17 points
- Grabbed five of her eight rebounds against NC Central (Dec. 1) on the offensive end and scored 16 points in just 17 minutes on the floor thanks to 8-of-9 shooting from the free throw line
- Earned SEC Freshman of the Week (Nov. 24-30) and Junkanoo Jam Lucaya Division MVP honors after averaging 13.0 points and a team-high 8.0 rebounds over the two games at the event
- Recorded first career double-double against No. 22/22 Syracuse (Nov. 28), including critical play in final two minutes after Gamecocks had taken a narrow lead, recording a blocked shot, a putback and a steal
- Came off bench against Clemson (Nov. 20) to lead team with 18 points on 6-of-8 shooting and 6-of-7 free throws

## 2014-15 Game-by-Game

Opponent	Date	GS	MIN	FG-A	3FG-A	FT-A	Reb	A	TO	B	S	TP
Southern Cal	11/15	*	16	2-7	0-0	0-2	1-4-5	1	3	1	1	4
Clemson	11/20		20	6-8	0-0	6-7	2-3-5	0	2	1	0	18
San Diego St.	11/23		18	5-9	0-0	5-6	3-6-9	3	0	1	3	15
vs. Wisconsin	11/27		21	4-7	0-0	3-5	1-5-6	1	1	2	3	11
vs. Syracuse	11/28		26	5-13	0-0	5-9	4-6-10	0	1	1	2	15
NC Central	12/1		17	4-12	0-0	8-9	5-3-8	1	1	0	2	16
Charlotte	12/4		25	8-12	0-0	1-3	0-3-3	1	2	3	3	17
at Duke	12/7		26	4-8	0-0	2-5	2-3-5	0	3	1	1	10
vs. Savannah St.	12/14		21	8-10	0-0	7-10	2-4-6	1	1	2	1	23
at Hampton	12/17		17	5-9	0-0	2-2	2-4-6	1	2	1	1	12
vs. C. Michigan	12/20		20	6-9	0-0	0-5	0-5-5	0	1	1	3	12
vs. Liberty	12/21		22	6-11	0-0	5-10	3-7-10	1	0	3	1	17
Auburn	1/2		27	6-17	0-0	0-1	2-8-10	1	1	2	0	12
at LSU	1/4		26	7-11	0-0	7-9	3-10-13	2	5	3	1	21
at Alabama	1/8		19	3-7	0-0	5-7	0-5-5	3	4	3	1	11
Kentucky	1/11		28	3-13	0-0	2-4	4-5-9	1	0	3	0	8

## Career Stats at South Carolina

Year	GP	GS	Min	Avg	FG	FGA	Pct	3FG	FGA	Pct	FT	FTA	Pct	Off	Def	Tot	Avg	PF	FO	A	TO	Blk	Stl	Pts	Avg
2014-15	16	1	349	21.8	82	163	.503	0	0	—	58	89	.652	34	81	115	7.2	29	0	17	27	28	23	222	13.9

# #22

## Career Highlights

2015 Naismith Trophy Top 50 Watch List  
 2014 Subway All-Classic Team  
 2014 Junkanoo Jam, Lucaya Division MVP  
 USBWA National Freshman of the Week (Dec. 1-7  
 Three-Time SEC Freshman of the Week (Nov. 24-30; Dec. 1-7; Dec. 29-Jan. 4)  
 2014 National High School Player of the Year (WBCA, Naismith, Parade)  
 No. 1 recruit in 2014 class (espnW)  
 2014 McDonald's All-America  
 2014 FIBA Americas U18 Championship MVP  
 2014 FIBA Americas U18 Championship (gold)  
 2013 FIBA U19 World Championship (gold)

	Season	Career
Double-Double	4	4
20+ Points	2	2
10+ Points	14	14
10+ Rebs	4	4
5+ Steals	0	0
Tm-High Pts.	8	8
Tm-High Rebs.	6	6

Miscellaneous

Pts ..... 23 vs. Savannah St., 12/14/14  
 Rebs..... 13 at LSU, 1/4/15  
 Blks ..... 3, 5x, last vs. Kentucky, 1/11/15  
 Stls ..... 3, 4x, last vs. C. Michigan, 12/20/14  
 Assts ..... 3, 2x, last at Alabama, 1/8/15  
 Min..... 28 vs. Kentucky, 1/11/15  
 FG ..... 8, 2x, last vs. Sav. St., 12/14/14  
 FT..... 8 vs. NC Central, 12/1/14

Career Hghs

Pts ..... 21 at LSU, 1/4/15  
 Rebs..... 13 at LSU, 1/4/15  
 Blks ..... 3, 3x, last vs. Kentucky, 1/11/15  
 Stls ..... 1, 2x, last at Alabama, 1/8/15  
 Assts ..... 3 at Alabama, 1/8/15  
 Min..... 28 vs. Kentucky, 1/11/15  
 FG ..... 7 at LSU, 1/4/15  
 FT..... 7 at LSU, 1/4/15

SEC Career Hghs



Official Basketball Box Score -- Game Totals -- Final Statistics  
#22/22 Syracuse vs #1/2 South Carolina  
11/28/14 8:00 PM at Freeport Grand Bahamas



#22/22 Syracuse 63 • 4-1

#	Player	Total		3-Ptr		Rebounds			PF	TP	A TO Blk Stl				Min
		FG	FGA	FG	FGA	FT	FTA	Off Def Tot			A	TO	Blk	Stl	
01	Alexis Peterson	*	4-10	1-4	0-0	3	3	6	3	9	9	3	0	1	40
10	Isabella Slim	*	1-2	1-2	0-0	1	0	1	1	3	0	1	0	0	11
11	Cornelia Fondren	*	5-7	1-2	1-1	3	3	6	4	12	1	0	0	0	25
13	Brianna Butler	*	6-21	4-10	2-2	0	4	4	3	18	0	4	0	0	31
50	Briana Day	*	3-7	0-0	7-11	7	10	17	3	13	1	2	1	1	37
00	Diamond Henderson		3-8	0-3	0-0	0	0	0	3	6	0	2	0	1	30
22	Taylor Ford		0-3	0-2	2-4	1	7	8	2	2	4	1	0	0	23
44	Amber Witherspoon		0-0	0-0	0-0	0	1	1	2	0	0	1	0	0	3
Team						4	3	7			2				
Totals			22-58	7-23	12-18	19	31	50	21	63	15	16	1	3	200
FG % 1st Half: 14-30 46.7% 2nd half: 8-28 28.6% Game: 22-58 37.9%															
3FG % 1st Half: 4-12 33.3% 2nd half: 3-11 27.3% Game: 7-23 30.4%															
FT % 1st Half: 3-5 60.0% 2nd half: 9-13 69.2% Game: 12-18 66.7%															
Deadball Rebounds 4															

#1/2 South Carolina 67 • 5-0

#	Player	Total		3-Ptr		Rebounds			PF	TP	A TO Blk Stl				Min
		FG	FGA	FG	FGA	FT	FTA	Off Def Tot			A	TO	Blk	Stl	
24	WELCH, Aleighsa	f	5-9	0-0	1-2	2	3	5	2	11	3	1	1	0	36
33	IBIAM, Elem	f	0-4	0-0	0-0	2	1	3	4	0	2	2	1	0	15
41	COATES, Alaina	f	0-0	0-0	0-0	0	1	1	2	0	0	0	0	0	13
05	SESSIONS, Khadijah	g	2-8	1-5	0-1	0	1	1	1	5	3	0	1	1	22
25	MITCHELL, Tiffany	g	6-13	3-8	6-8	4	4	8	2	21	3	1	0	1	40
01	CUEVAS, Bianca		0-4	0-3	0-0	0	0	0	3	0	0	0	0	0	9
02	GAINES, Olivia		0-0	0-0	0-0	0	0	0	0	0	0	0	0	0	2
22	WILSON, A'ja		5-13	0-0	5-9	4	6	10	3	15	0	1	1	2	26
23	ROY, Tina		4-10	4-9	0-0	2	0	2	1	12	5	0	0	0	22
31	DOZIER, Asia		1-1	1-1	0-0	0	0	0	0	3	1	0	0	0	7
40	WHITE, Jatarie		0-2	0-0	0-0	0	0	0	1	0	0	0	0	0	8
Team						2	3	5							
Totals			23-64	9-26	12-20	16	19	35	19	67	17	5	4	4	200
FG % 1st Half: 11-32 34.4% 2nd half: 12-32 37.5% Game: 23-64 35.9%															
3FG % 1st Half: 4-13 30.8% 2nd half: 5-13 38.5% Game: 9-26 34.6%															
FT % 1st Half: 5-8 62.5% 2nd half: 7-12 58.3% Game: 12-20 60.0%															
Deadball Rebounds 2															

Officials: Kathy Lynch, Andy Bills, D'Lynn Schertz  
Technical fouls: #22/22 Syracuse-None. #1/2 South Carolina-None.  
Attendance: 342

Score by periods	1st	2nd	Total
#22/22 Syracuse	35	28	63
#1/2 South Carolina	31	36	67

Last FG - SU 2nd-06:43, SC 2nd-00:51.  
Largest lead - SU by 12 1st-08:41, SC by 7 1st-16:52.

Points In Off 2nd Fast  
SU Paint T/O Chance Break Bench  
20 11 13 0 8  
30

Score tied - 4 times.  
Lead changed - 8 times.



Official Basketball Box Score -- Game Totals -- Final Statistics  
Charlotte vs #1/2 South Carolina  
12/04/14 8 p.m. at Columbia, S.C./Colonial Life Arena



Charlotte 61 • 1-6

#	Player	Total		3-Ptr		Rebounds			PF	TP	A TO Blk Stl				Min
		FG	FGA	FG	FGA	FT	FTA	Off Def Tot			A	TO	Blk	Stl	
50	RANKIN, Olivia	f	4-5	0-0	0-0	1	1	2	5	8	0	1	0	1	15
03	HOLMES, Ayanna	g	2-6	0-0	4-4	0	2	2	4	8	8	5	0	2	34
20	GORDON, Kira	g	3-9	0-1	1-3	1	3	4	3	7	1	1	1	2	33
21	WEBSTER, Lefty	g	7-13	0-0	3-4	1	0	1	4	17	2	5	0	2	32
22	SIGMON, Hillary	g	4-5	3-3	2-2	2	0	2	3	13	0	6	0	0	26
00	RANSOM, Amaya		0-2	0-0	0-0	0	0	0	0	0	2	0	0	1	5
01	GREGORY, Ciara		0-5	0-3	0-0	3	0	3	1	0	1	0	1	0	16
11	DEMPSEY, Griffin		0-1	0-0	0-0	0	0	0	1	0	1	0	0	0	9
23	OLLEY, Kenya		4-7	0-1	0-0	0	1	1	1	8	0	0	1	1	25
33	BROWN, Tanisha		0-0	0-0	0-0	0	1	1	1	0	1	0	0	0	5
Team						4	0	4							
Totals			24-53	3-8	10-13	12	8	20	23	61	16	18	3	9	200
FG % 1st Half: 10-27 37.0% 2nd half: 14-26 53.8% Game: 24-53 45.3%															
3FG % 1st Half: 1-5 20.0% 2nd half: 2-3 66.7% Game: 3-8 37.5%															
FT % 1st Half: 7-9 77.8% 2nd half: 3-4 75.0% Game: 10-13 76.9%															
Deadball Rebounds 1,1															

#1/2 South Carolina 82 • 7-0

#	Player	Total		3-Ptr		Rebounds			PF	TP	A TO Blk Stl				Min
		FG	FGA	FG	FGA	FT	FTA	Off Def Tot			A	TO	Blk	Stl	
24	WELCH, Aleighsa	f	4-7	0-0	2-2	7	2	9	2	10	3	1	2	0	22
01	DOZIER, Asia	f	0-4	0-3	0-0	0	0	0	0	0	3	1	0	1	18
33	IBIAM, Elem	c	7-7	0-0	2-3	1	2	3	2	16	1	1	0	0	19
05	SESSIONS, Khadijah	g	1-4	0-2	4-6	1	1	2	3	6	4	2	0	2	32
25	MITCHELL, Tiffany	g	3-6	1-3	2-2	1	0	1	3	9	2	4	0	1	28
00	FARMER, India		0-0	0-0	0-0	0	0	0	0	0	0	1	0	0	2
01	CUEVAS, Bianca		0-2	0-0	0-0	0	1	1	1	0	1	1	0	0	6
02	GAINES, Olivia		0-0	0-0	0-0	0	0	0	0	0	0	0	0	0	1
03	DUCKETT, Kaydra		0-0	0-0	0-0	0	0	0	0	0	0	0	0	0	1
22	WILSON, A'ja		8-12	0-0	1-3	0	3	3	3	17	1	2	3	3	25
23	ROY, Tina		3-5	3-5	0-0	0	1	1	0	9	3	1	0	0	23
41	COATES, Alaina		4-7	0-0	7-10	5	8	13	0	15	3	1	2	0	23
Team						3	1	4							
Totals			30-54	4-13	18-26	18	19	37	14	82	21	15	7	7	200
FG % 1st Half: 17-30 56.7% 2nd half: 13-24 54.2% Game: 30-54 55.6%															
3FG % 1st Half: 3-7 42.9% 2nd half: 1-6 16.7% Game: 4-13 30.8%															
FT % 1st Half: 9-12 75.0% 2nd half: 9-14 64.3% Game: 18-26 69.2%															
Deadball Rebounds 5															

Officials: Maj Forsberg, Ed Sidlasky, Bill Larence  
Technical fouls: Charlotte-None. #1/2 South Carolina-None.  
Attendance: 9629

Score by periods	1st	2nd	Total
Charlotte	28	33	61
#1/2 South Carolina	46	36	82

Last FG - CHA 2nd-00:30, SC 2nd-01:57.  
Largest lead - CHA by 2 1st-18:47, SC by 25 2nd-04:51.  
CHA led for 01:31. SC led for 36:23. Game was tied for 02:06.

Points In Off 2nd Fast  
CHA Paint T/O Chance Break Bench  
20 15 4 13 8  
46 19 26 10 41

Score tied - 3 times.  
Lead changed - 6 times.



Official Basketball Box Score -- Game Totals -- Final Statistics  
NC Central vs #1/2 South Carolina  
12/01/14 7 p.m. at Columbia, S.C./Colonial Life Arena



NC Central 26 • 2-4

#	Player		Total		3-Ptr		Rebounds			PF	TP	A TO Blk Stl				Min
			FG-FGA	FG-FGA	FT-FTA	Off	Def	Tot	A			TO	Blk	Stl		
25	DIXON, Tisha	f	1-6	0-0	1-4	0	0	0	3	3	1	1	1	1	20	
15	DAVIS, Racquel	c	2-3	0-0	2-4	2	2	4	5	6	0	3	0	1	18	
13	WILLIAMS, Rachel	g	0-1	0-0	0-0	0	0	0	2	0	0	2	0	0	19	
23	JONES, Morgan	g	3-8	1-3	0-0	0	3	3	3	7	0	6	0	0	28	
24	CONERLY, Khrya	g	1-5	0-0	0-0	0	1	1	4	2	0	5	0	2	13	
03	HYNES, Alexus		0-2	0-1	0-0	0	1	1	1	0	0	4	0	0	21	
04	ASKEW, Kristin		1-4	1-2	0-0	1	0	1	0	3	0	1	0	0	13	
10	WHALEY-BRIGGS, M.		0-0	0-0	0-0	0	3	3	0	0	0	2	0	0	8	
21	WORKS, Nikki		2-12	0-4	1-2	1	2	3	3	5	0	2	0	0	33	
32	ATKINSON, Imani		0-3	0-0	0-0	0	0	0	0	0	0	1	0	1	8	
33	CLEMENT, Tia		0-0	0-0	0-0	0	0	0	0	0	0	0	0	0	4	
35	MORTON, Kierona		0-1	0-0	0-0	0	4	4	1	0	0	0	0	2	15	
Team						2	1	3								
Totals			10-45		2-10	4-10	6	17	23	22	26	2	28	1	7	200
FG % 1st Half:		6-22	27.3%	2nd half:	4-23	17.4%	Game:	10-45	22.2%							Deadball
3FG % 1st Half:		2-5	40.0%	2nd half:	0-5	0.0%	Game:	2-10	20.0%							Rebounds
FT % 1st Half:		2-6	33.3%	2nd half:	0-4	50.0%	Game:	4-10	40.0%							3



Official Basketball Box Score -- Game Totals -- Final Statistics  
**Savannah State vs #1/1 South Carolina**  
 12/14/14 12 p.m. at Columbia, S.C. / Colonial Life Arena



**Savannah State 49 • 4-3**

#	Player		Total		3-Ptr		Rebounds			PF	TP	A TO Blk Stl				Min
			FG	FGA	FG	FGA	FT	FTA	Off Def Tot							
44	DAVIS, Tiyonda	c	2-3	0-0	0-0	0-0	2	2	4	5	4	1	3	0	1	17
01	DORSEY, Brija	g	3-7	0-0	0-1	0-1	1	1	2	2	6	2	5	0	0	26
02	HENDRIX, Kenya	g	2-7	1-5	2-2	0	1	1	0	0	7	0	1	0	2	29
04	NORMAN, Jasmine	g	4-8	0-0	1-2	0	0	0	0	5	9	1	2	0	1	19
23	KALU, Ezinne	g	8-16	0-3	2-4	0	2	2	4	18	2	1	0	1	1	37
05	FIELDS, Lauryn	g	0-2	0-1	0-0	0	0	0	0	0	0	0	1	0	0	8
10	NIXON, Kiah	g	0-0	0-0	0-0	0	0	0	0	0	0	0	0	0	0	5
12	YOUNG, Jada	g	1-4	0-0	0-0	0	2	2	3	2	0	2	1	1	1	10
13	THOMAS, Jazmin	g	0-0	0-0	0-0	0	0	0	1	0	1	1	0	0	0	3
14	RICHARDSON, Tanease	g	1-3	0-0	0-0	0	2	2	4	2	0	0	0	0	0	11
15	BUIE, Shanikwa	g	0-3	0-1	1-2	1	3	4	3	1	0	0	0	1	1	10
24	BROWN, Deyja	g	0-5	0-4	0-0	0	0	0	3	0	1	2	0	1	1	13
25	BUSH, Destini	g	0-1	0-0	0-0	1	2	3	1	0	0	1	1	0	0	12
Team									1	0	1					
Totals			21-59	1-14	6-11	6	15	21	31	49	8	20	2	8	200	

FG % 1st Half: 10-28 35.7% 2nd half: 11-31 35.5% Game: 21-59 35.6%  
 3FG % 1st Half: 1-7 14.3% 2nd half: 0-7 0.0% Game: 1-14 7.1%  
 FT % 1st Half: 1-2 50.0% 2nd half: 5-9 55.6% Game: 6-11 54.5%

**#1/1 South Carolina 111 • 9-0**

#	Player		Total		3-Ptr		Rebounds			PF	TP	A TO Blk Stl				Min
			FG	FGA	FG	FGA	FT	FTA	Off Def Tot							
24	WELCH, Aleighsa	f	5-7	0-0	1-4	4	4	8	1	11	0	3	0	0	1	20
31	DOZIER, Asia	f	0-2	0-1	0-0	0	0	0	0	0	2	0	0	0	0	15
33	IBIAM, Elem	c	7-9	0-0	7-8	2	2	4	0	21	0	0	1	0	1	18
05	SESSIONS, Khadijah	g	1-5	0-1	2-3	2	0	2	0	4	4	1	0	4	16	16
25	MITCHELL, Tiffany	g	6-7	1-1	2-2	0	2	2	2	15	2	0	0	1	1	21
00	FARMER, India	g	0-2	0-2	1-2	1	1	2	0	1	0	0	0	0	4	4
01	CUEVAS, Bianca	g	4-7	0-1	1-1	0	1	1	3	9	0	3	0	4	18	18
02	GAINES, Olivia	g	0-3	0-0	2-2	2	2	4	1	2	1	0	0	0	0	15
03	DUCKETT, Kaydra	g	0-3	0-0	2-2	2	2	4	1	2	1	0	1	0	7	7
15	DAVIS, Tiffany	g	0-0	0-0	3-4	0	1	1	1	3	1	0	0	0	10	10
22	WILSON, A'ja	g	8-10	0-0	7-10	2	4	6	2	23	1	1	2	1	21	21
23	ROY, Tina	g	0-2	0-0	0-0	0	7	7	1	0	10	2	0	0	0	18
41	COATES, Alaina	g	7-8	0-0	6-9	3	7	10	0	20	1	2	1	0	17	17
Team									2	3	5					
Totals			38-65	1-8	34-47	20	36	56	12	111	23	12	6	11	200	

FG % 1st Half: 22-31 71.0% 2nd half: 16-34 47.1% Game: 38-65 58.5%  
 3FG % 1st Half: 1-3 33.3% 2nd half: 0-5 0.0% Game: 1-8 12.5%  
 FT % 1st Half: 15-23 65.2% 2nd half: 19-24 79.2% Game: 34-47 72.3%

Officials: Bob Trammell, Jennifer Rezac, Angelica Suffren  
 Technical fouls: Savannah State-None. #1/1 South Carolina-None.  
 Attendance: 9605

Score by periods	1st	2nd	Total
Savannah State	22	27	49
#1/1 South Carolina	60	51	111

Last FG - SSU 2nd-00:34, SC 2nd-03:04.  
 Largest lead - SSU by 2 1st-19:24, SC by 64 2nd-00:52.

Score tied - 2 times.  
 Lead changed - 3 times.

	In	Off	2nd	Fast	Bench
Points	Paint	T/O	Chance	Break	
SSU	26	12	3	6	5
SC	70	34	24	18	60



Official Basketball Box Score -- Game Totals -- Final Statistics  
**#1/1 South Carolina vs Hampton**  
 12/17/14 7:00 pm at Hampton, Va. (HU Convocation Center)



**#1/1 South Carolina 69 • 10-0**

#	Player		Total		3-Ptr		Rebounds			PF	TP	A TO Blk Stl				Min
			FG	FGA	FG	FGA	FT	FTA	Off Def Tot							
24	WELCH, Aleighsa	f	1-4	0-0	2-4	3	2	5	3	4	4	1	0	0	24	24
31	DOZIER, Asia	f	1-5	1-4	0-0	0	0	0	0	3	2	1	1	0	0	17
33	IBIAM, Elem	c	1-5	0-0	2-4	4	3	7	4	4	2	4	1	0	25	25
05	SESSIONS, Khadijah	g	1-3	0-1	0-0	1	2	3	2	2	5	0	0	0	24	24
25	MITCHELL, Tiffany	g	7-10	6-8	0-0	1	3	4	4	20	3	1	0	0	30	30
01	CUEVAS, Bianca	g	5-6	2-3	0-0	0	1	1	1	12	1	2	0	1	19	19
02	GAINES, Olivia	g	0-0	0-0	0-0	0	0	0	0	0	0	0	0	0	6	6
15	DAVIS, Tiffany	g	0-0	0-0	0-0	0	1	1	0	0	0	2	0	0	3	3
22	WILSON, A'ja	g	5-9	0-0	2-2	2	4	6	3	12	1	2	1	1	17	17
23	ROY, Tina	g	0-4	0-3	0-0	0	2	2	0	0	1	1	1	0	14	14
41	COATES, Alaina	g	4-9	0-0	4-6	3	10	13	2	12	0	4	3	0	21	21
Team									4	2	6					
Totals			25-55	9-19	10-16	18	30	48	19	69	19	18	7	2	200	

FG % 1st Half: 13-33 39.4% 2nd half: 12-22 54.5% Game: 25-55 45.5%  
 3FG % 1st Half: 5-12 41.7% 2nd half: 4-7 57.1% Game: 9-19 47.4%  
 FT % 1st Half: 6-8 75.0% 2nd half: 4-8 50.0% Game: 10-16 62.5%

**Hampton 49 • 3-6**

#	Player		Total		3-Ptr		Rebounds			PF	TP	A TO Blk Stl				Min
			FG	FGA	FG	FGA	FT	FTA	Off Def Tot							
23	HOBGOOD, Tyler	f	1-3	0-0	0-2	2	3	5	4	2	0	3	0	0	15	15
00	TATE-DeFREITAS, Mallia	g	7-20	1-4	4-4	0	2	2	1	19	1	3	0	1	40	40
01	COLE, Kenia	g	3-7	2-6	1-2	2	2	4	2	9	4	1	0	2	40	40
02	WHITE, Kyani	g	4-7	1-2	2-2	0	0	0	1	11	1	2	0	0	38	38
15	JORDAN, Ryan	g	3-13	1-4	0-1	0	4	4	4	7	2	1	1	2	38	38
05	MARSHALL, Jackie	g	0-1	0-1	0-0	0	0	0	0	0	0	0	0	0	2	2
24	DAVIS, Aareana	g	0-0	0-0	0-0	0	0	0	0	1	0	0	0	0	2	2
34	WARD, Brielle	g	0-1	0-0	1-2	0	3	3	5	1	0	0	0	0	25	25
Team									2	1	3					
Totals			18-52	5-17	8-13	6	15	21	18	49	8	10	1	5	200	

FG % 1st Half: 9-26 34.6% 2nd half: 9-26 34.6% Game: 18-52 34.6%  
 3FG % 1st Half: 4-9 44.4% 2nd half: 1-8 12.5% Game: 5-17 29.4%  
 FT % 1st Half: 3-4 75.0% 2nd half: 5-9 55.6% Game: 8-13 61.5%

Officials: Norma Jones, Rachelle Jones, Erika Herriman

Technical fouls: #1/1 South Carolina-None. Hampton-None.

Attendance: 4000

Score by periods	1st	2nd	Total
#1/1 South Carolina	37	32	69
Hampton	25	24	49

Last FG - SC 2nd-00:23, HU 2nd-00:52.  
 Largest lead - SC by 27 2nd-03:58, HU by 1 1st-19:08.

Score tied - 2 times.  
 Lead changed - 4 times.

	In	Off	2nd	Fast	Bench
Points	Paint	T/O	Chance	Break	
SC	26	10	17	11	36
HU	14	19	6	4	1



Official Basketball Box Score -- Game Totals -- Final Statistics  
**Central Michigan vs #1/1 South Carolina**  
 12/20/14 12:00 PM at Williams Arena (Minneapolis, Minn.)



**Central Michigan 45 • 4-4**

#	Player		Total		3-Ptr		Rebounds			PF	TP					Min
			FG	FGA	FG	FGA	FT	FTA	Off			Def	Tot	A	TO	
23	Bradford, Crystal	f	9-18	1-3	1-2	0	4	4	2	20	1	4	0	0	34	
32	Bracey, Jas'Mine	f	1-5	0-0	0-1	3	5	8	4	2	1	5	0	1	23	
03	Green, Jessica	g	1-10	0-2	2-2	2	0	2	1	4	1	3	0	0	21	
10	Breen, Cassandra	g	0-3	0-0	0-0	0	2	2	0	0	0	3	0	0	9	
12	Tamm, Kerby	g	1-2	1-2	0-0	0	2	2	0	3	0	0	0	1	31	
01	Turner, Da'Jourie	g	1-4	0-2	2-2	0	0	0	0	4	1	1	0	2	21	
02	Jones, Lorreal	g	4-9	0-1	2-2	4	4	8	3	10	1	4	0	1	26	
14	Corley, Amani	g	1-4	0-1	0-0	0	3	3	0	2	1	3	0	1	18	
21	Fabrigius, Rikke	g	0-0	0-0	0-0	0	1	1	1	0	0	0	0	0	3	
22	Moore, Tinara	g	0-3	0-0	0-0	0	3	3	1	0	1	0	1	0	12	
24	Herrington, Karli	g	0-1	0-1	0-0	0	1	1	0	0	0	0	0	0	2	
Team						2	0	2								
Totals			18-59	2-12	7-9	11	25	36	12	45	7	23	1	6	200	



Official Basketball Box Score -- Game Totals -- Final Statistics  
**Auburn vs #1/1 South Carolina**  
01/02/15 7 p.m. at Columbia, S.C. / Colonial Life Arena



**Auburn 58 • 9-5, 0-1 SEC**

#	Player	Total		3-Ptr		Rebounds		PF	TP	A	TO	Blk	Stl	Min
		FG	FGA	FG	FGA	FT	FTA							
13	Katie Frerking	f	2-13	1-5	0-0	1	4	5	3	5	0	1	0	24
44	Tr'Ce'e Tanner	f	2-5	0-0	0-0	1	4	5	5	4	2	4	1	29
10	Brandy Montgomery	g	3-10	0-3	0-0	2	5	7	1	6	0	2	0	33
22	Kiani Parker	g	2-3	1-1	0-0	0	2	2	4	5	3	4	0	24
40	Khady Dieng	g	0-1	0-0	0-0	0	0	0	2	0	0	0	0	12
00	Hasina Muhammad		8-18	0-0	10-10	1	1	2	4	26	0	1	3	29
23	Jessica Jones		0-1	0-1	0-0	0	0	0	2	0	0	0	1	6
25	Neydja Petithomme		3-6	2-3	2-4	3	1	4	3	10	3	2	0	28
35	Asia Robeson		1-5	0-1	0-0	2	1	3	1	2	0	1	1	17
50	Cabriana Capers		0-0	0-0	0-0	1	2	3	0	0	0	0	0	8
Team						2	1	3	1		1			
Totals			21-62	4-14	12-14	13	21	34	26	58	8	16	6	11
FG % 1st Half: 7-29		24.1%	2nd half: 14-33		42.4%	Game: 21-62		33.9%	Deadball Rebounds					
3FG % 1st Half: 1-6		16.7%	2nd half: 3-8		37.5%	Game: 4-14		28.6%						
FT % 1st Half: 2-2		100.0%	2nd half: 10-12		83.3%	Game: 12-14		85.7%						

**#1/1 South Carolina 77 • 13-0, 1-0 SEC**

#	Player	Total		3-Ptr		Rebounds		PF	TP	A	TO	Blk	Stl	Min
		FG	FGA	FG	FGA	FT	FTA							
24	WELCH, Aleighsa	f	6-6	0-0	0-1	3	3	6	0	12	0	2	1	0
31	DOZIER, Asia	f	2-6	1-3	0-0	0	0	0	1	5	4	2	0	1
33	IBIAM, Elem	c	5-8	0-0	1-2	2	0	2	3	11	0	1	1	0
05	SESSIONS, Khadijah	g	1-2	0-1	1-1	0	3	3	2	3	4	4	0	23
25	MITCHELL, Tiffany	g	1-9	1-4	4-4	0	1	1	1	7	4	2	0	26
00	FARMER, India		0-0	0-0	0-0	0	1	1	0	0	0	0	0	2
01	CUEVAS, Bianca		4-8	0-2	2-3	0	0	0	2	10	1	2	1	20
02	GAINES, Olivia		1-1	0-0	1-2	0	1	1	3	3	1	1	0	16
15	DAVIS, Tiffany		0-0	0-0	0-0	0	0	0	0	0	0	0	0	1
22	WILSON, A'ja		6-17	0-0	0-1	2	8	10	3	12	1	1	2	0
23	ROY, Tina		1-1	1-1	0-0	0	1	1	0	3	2	3	0	0
41	COATES, Alaina		3-4	0-0	5-9	5	9	14	1	11	0	0	1	20
Team						3	0	3						
Totals			30-62	3-11	14-23	15	27	42	16	77	17	18	6	8
FG % 1st Half: 15-33		45.5%	2nd half: 15-29		51.7%	Game: 30-62		48.4%	Deadball Rebounds					
3FG % 1st Half: 1-6		16.7%	2nd half: 2-5		40.0%	Game: 3-11		27.3%						
FT % 1st Half: 3-4		75.0%	2nd half: 11-19		57.9%	Game: 14-23		60.9%						

Officials: Beverly Roberts, Kelly Johnson, Bill Larence  
Technical fouls: Auburn-TEAM. #1/1 South Carolina-None.  
Attendance: 16465

Score by periods	1st	2nd	Total
Auburn	17	41	58
#1/1 South Carolina	34	43	77

Last FG - AU 2nd-00:06, SC 2nd-01:53.  
Largest lead - AU None, SC by 23 2nd-05:53.

Score tied - 0 times.  
Lead changed - 0 times.



Official Basketball Box Score -- Game Totals -- Final Statistics  
**#1/1 South Carolina vs LSU**  
01/04/15 2:05 p.m. at Baton Rouge, La. (Maravich Center)



**#1/1 South Carolina 75 • 14-0 (2-0 SEC)**

#	Player	Total		3-Ptr		Rebounds		PF	TP	A	TO	Blk	Stl	Min
		FG	FGA	FG	FGA	FT	FTA							
24	WELCH, Aleighsa	f	3-4	0-0	0-2	1	4	5	0	6	1	0	1	0
31	DOZIER, Asia	f	1-3	1-3	0-0	0	0	0	1	3	1	1	0	0
33	IBIAM, Elem	c	1-2	0-0	0-0	0	4	4	2	2	1	0	1	18
05	SESSIONS, Khadijah	g	0-1	0-1	0-0	1	2	3	3	0	0	1	0	13
25	MITCHELL, Tiffany	g	7-12	3-6	0-0	0	4	4	2	17	2	4	0	24
00	FARMER, India		0-0	0-0	0-0	0	0	0	0	0	0	0	0	2
01	CUEVAS, Bianca		2-8	1-4	3-3	0	1	1	2	8	2	2	0	2
02	GAINES, Olivia		1-3	0-0	0-0	0	0	0	2	2	3	1	0	2
03	DUCKETT, Kaydra		0-0	0-0	0-0	0	0	0	0	0	0	0	0	1
15	DAVIS, Tiffany		1-1	1-1	0-0	0	3	3	1	3	2	3	0	0
22	WILSON, A'ja		7-11	0-0	7-9	3	10	13	3	21	2	5	3	1
23	ROY, Tina		2-6	2-6	0-0	0	1	1	1	6	4	3	0	0
41	COATES, Alaina		2-2	0-0	3-4	1	3	4	2	7	0	3	2	0
Team						4	0	4						
Totals			27-53	8-21	13-18	10	32	42	19	75	18	23	7	8
FG % 1st Half: 15-30		50.0%	2nd half: 12-23		52.2%	Game: 27-53		50.9%	Deadball Rebounds					
3FG % 1st Half: 6-15		40.0%	2nd half: 2-6		33.3%	Game: 8-21		38.1%						
FT % 1st Half: 1-3		33.3%	2nd half: 12-15		80.0%	Game: 13-18		72.2%						

**LSU 51 • 7-7 (1-1 SEC)**

#	Player	Total		3-Ptr		Rebounds		PF	TP	A	TO	Blk	Stl	Min
		FG	FGA	FG	FGA	FT	FTA							
23	AMICHIA, Stephanie	f	4-6	0-0	0-2	4	3	7	3	8	1	5	0	2
42	BOYKIN, Sheila	f	3-6	0-0	0-0	3	8	11	2	6	0	1	0	2
11	MONCRIEF, Raigyne	g	3-12	0-0	1-3	2	2	4	1	7	0	1	0	1
13	HILL, Rina	g	2-6	0-0	1-2	0	1	1	2	5	1	1	0	0
24	HARDEN, DaSHAWN	g	4-12	0-1	1-2	0	3	3	3	9	0	4	1	3
01	DEEMER, Jenna		2-6	0-3	1-2	0	0	0	0	5	1	0	0	1
03	BETHEL, Akilah		0-3	0-0	1-2	2	1	3	2	1	0	2	0	1
04	PEDERSEN, Anne		3-8	1-3	1-2	1	0	1	3	8	0	2	0	2
10	RHODES, Jasmine		1-3	0-0	0-1	1	0	1	1	2	1	1	0	1
31	JONES, Ann		0-2	0-0	0-0	1	1	2	3	0	0	1	0	0
Team						2	0	2						
Totals			22-64	1-7	6-16	16	19	35	20	51	4	18	1	13
FG % 1st Half: 9-27		33.3%	2nd half: 13-37		35.1%	Game: 22-64		34.4%	Deadball Rebounds					
3FG % 1st Half: 1-3		33.3%	2nd half: 0-4		0.0%	Game: 1-7		14.3%						
FT % 1st Half: 3-9		33.3%	2nd half: 3-7		42.9%	Game: 6-16		37.5%						

Officials: Laura Morris, Eric Brewton, Ed Sidlasky  
Technical fouls: #1/1 South Carolina-None. LSU-None.  
Attendance: 3438  
Actual Attendance: 2439

Score by periods	1st	2nd	Total
#1/1 South Carolina	37	38	75
LSU	22	29	51

Last FG - SC 2nd-03:00, LSU 2nd-00:06.  
Largest lead - SC by 31 2nd-11:07, LSU by 2 1st-18:22.

Score tied - 1 time.  
Lead changed - 1 time.



Official Basketball Box Score -- Game Totals -- Final Statistics  
**#1/1 South Carolina vs Alabama**  
01/08/15 6 p.m. at Tuscaloosa, Ala. (Foster Auditorium)



**#1/1 South Carolina 102 • 15-0, 3-0 SEC**

#	Player	Total			3-Ptr			Rebounds			PF	TP	A	TO	Blk	Stl	Min
		FG	FGA	FT	FTA	Off	Def	Tot									
24	WELCH, Aleighsa	f	5-6	0-0	0-0	0	2	2	4	10	1	0	1	0	22		
31	DOZIER, Asia	f	6-8	3-5	0-0	0	2	2	2	15	2	1	0	2	24		
33	IBIAM, Elem	c	2-3	0-0	0-0	1	2	3	2	4	0	1	0	0	15		
05	SESSIONS, Khadijah	g	1-3	0-1	0-0	1	0	1	0	2	5	0	0	4	18		
25	MITCHELL, Tiffany	g	6-10	3-6	1-1	0	1	1	2	16	3	0	0	1	20		
00	FARMER, India		0-1	0-0	0-0	1	0	1	0	7	3	0	0	0	4		
01	CUEVAS, Bianca		1-5	1-4	4-4	1	2	3	0	7	3	0	0	0	15		
02	GAINES, Olivia		1-2	0-1	0-0	1	0	1	1	2	3	0	0	0	13		
03	DUCKETT, Kaydra		0-0	0-0	0-0	0	1	1	0	0	0	0	0	0	4		
15	DAVIS, Tiffany		1-1	1-1	1-2	1	0	1	0	4	0	0	0	0	4		
22	WILSON, A'ja		3-7	0-0	5-7	0	5	5	1	11	3	4	3	1	19		
23	ROY, Tina		4-4	3-3	0-0	0	2	2	1	11	1	1	0	0	15		
41	COATES, Alaina		7-8	0-0	6-6	2	1	3	1	20	1	0	3	0	21		
	Team		38	5-0		0	4	4							200		
	Totals			11-21		17-20		8	22	30	15	102	22	7	7	8	21
	FG % 1st Half: 19-28		67.9%	2nd half: 18-30		60.0%	Game: 37-58		63.8%								Deadball
	3FG % 1st Half: 4-9		44.4%	2nd half: 7-12		58.3%	Game: 11-21		52.4%								Rebounds
	FT % 1st Half: 6-7		85.7%	2nd half: 11-13		84.6%	Game: 17-20		85.0%								1



**2014-15 South Carolina Basketball**  
**South Carolina Game-by-Game Highs (as of Jan 11, 2015)**  
**All games**



Opponent	Date	Score	Points	Rebounds	Assists	Steals	Blocked shots
SOUTHERN CAL	11/15/14	70-61	18-MITCHELL, Tiffany COATES, Alaina	13-COATES, Alaina	6-ROY, Tina	3-ROY, Tina	4-WELCH, Aleighsa
CLEMSON	11/20/14	99-41	18-WILSON, A'ja	10-COATES, Alaina	5-MITCHELL, Tiffany	3-MITCHELL, Tiffany	2-COATES, Alaina IBIAM, Elem
SAN DIEGO STATE	11/23/14	89-38	20-MITCHELL, Tiffany	9-WILSON, A'ja	5-CUEVAS, Bianca	4-SESSIONS, Khadij CUEVAS, Bianca	1-WILSON, A'ja
vs Wisconsin	11/27/14	67-44	11-WILSON, A'ja	9-COATES, Alaina	4-DOZIER, Asia	3-WILSON, A'ja	2-WELCH, Aleighsa IBIAM, Elem WILSON, A'ja
vs #22/22 Syracuse	11/28/14	67-63	21-MITCHELL, Tiffany	10-WILSON, A'ja	5-ROY, Tina	2-WILSON, A'ja	1-SESSIONS, Khadij IBIAM, Elem WELCH, Aleighsa WILSON, A'ja
NC CENTRAL	12/01/14	90-26	16-WILSON, A'ja	8-WILSON, A'ja	8-SESSIONS, Khadij	7-MITCHELL, Tiffany	3-IBIAM, Elem
CHARLOTTE	12/04/14	82-61	17-WILSON, A'ja	13-COATES, Alaina	4-SESSIONS, Khadij	3-WILSON, A'ja	3-WILSON, A'ja
at #9/8 Duke	12/07/14	51-50	11-DOZIER, Asia	10-COATES, Alaina	4-MITCHELL, Tiffany	3-SESSIONS, Khadij	2-WELCH, Aleighsa
SAVANNAH STATE	12/14/14	111-49	23-WILSON, A'ja	10-COATES, Alaina	10-ROY, Tina	4-SESSIONS, Khadij CUEVAS, Bianca	2-WILSON, A'ja
at Hampton	12/17/14	69-49	20-MITCHELL, Tiffany	13-COATES, Alaina	5-SESSIONS, Khadij	1-WILSON, A'ja CUEVAS, Bianca	3-COATES, Alaina
vs Central Michigan	12/20/14	80-45	18-MITCHELL, Tiffany	12-IBIAM, Elem	4-CUEVAS, Bianca ROY, Tina	5-MITCHELL, Tiffany	2-IBIAM, Elem COATES, Alaina
vs Liberty	12/21/14	84-44	17-WILSON, A'ja	10-WILSON, A'ja	4-DOZIER, Asia	3-GAINES, Olivia	3-WILSON, A'ja
AUBURN	01/02/15	77-58	12-WELCH, Aleighsa WILSON, A'ja	14-COATES, Alaina	4-MITCHELL, Tiffany DOZIER, Asia SESSIONS, Khadija	2-MITCHELL, Tiffany SESSIONS, Khadija	2-WILSON, A'ja
at LSU	01/04/15	75-51	21-WILSON, A'ja	13-WILSON, A'ja	4-ROY, Tina	2-CUEVAS, Bianca GAINES, Olivia	3-WILSON, A'ja
at Alabama	01/08/15	102-59	20-COATES, Alaina	5-WILSON, A'ja	5-SESSIONS, Khadij	4-SESSIONS, Khadij	3-WILSON, A'ja COATES, Alaina
#10/11 KENTUCKY	01/11/15	68-60	19-MITCHELL, Tiffany	11-WELCH, Aleighsa	4-MITCHELL, Tiffany	1-SESSIONS, Khadij WELCH, Aleighsa COATES, Alaina	3-WILSON, A'ja WELCH, Aleighsa



# **2014-15 South Carolina Basketball** **South Carolina Points-Rebounds-Assists (as of Jan 11, 2015)** **All games**



Opponent	Date	Score	00	01	02	03	05	15	22	23	24	25	31	33
USC	11/15/14	70-61 w	DNP	0-1-0	0-0-0	DNP	6-2-2	DNP	4-5-1	9-2-6	10-7-0	18-2-4	0-0-1	5-6-0
CU	11/20/14	99-41 w	0-1-0	10-3-2	0-5-2	0-0-1	7-6-4	3-1-2	18-5-0	DNP	17-3-3	15-0-5	3-1-4	3-3-0
SDSU	11/23/14	89-38 w	1-0-0	11-3-5	0-2-1	DNP	6-0-3	0-2-1	15-9-3	5-3-2	6-3-3	20-2-3	5-0-4	4-2-0
vs WIS	11/27/14	67-44 w	0-0-0	2-1-1	0-1-3	0-0-0	2-4-2	2-0-0	11-6-1	7-4-2	4-3-2	7-3-3	7-0-4	8-7-0
vs SU	11/28/14	67-63 w	DNP	0-0-0	0-0-0	DNP	5-1-3	DNP	15-10-0	12-2-5	11-5-3	21-8-3	3-0-1	0-3-2
NCCU	12/01/14	90-26 w	0-2-0	4-1-5	4-1-0	2-1-0	4-4-8	0-1-1	16-8-1	0-2-3	11-4-2	14-3-4	14-0-1	10-4-0
CHA	12/04/14	82-61 w	0-0-0	0-1-1	0-0-0	0-0-0	6-2-4	DNP	17-3-1	9-1-3	10-9-3	9-1-2	0-0-3	16-3-1
at DUKE	12/07/14	51-50 w	DNP	0-0-0	0-0-0	DNP	0-2-2	DNP	10-5-0	0-1-0	8-8-1	7-3-4	11-0-0	8-5-1
SSU	12/14/14	111-49 w	1-2-0	9-1-0	2-4-1	2-4-1	4-2-4	3-1-1	23-6-1	0-7-10	11-8-0	15-2-2	0-0-2	21-4-0
at HU	12/17/14	69-49 w	DNP	12-1-1	0-0-0	DNP	2-3-5	0-1-0	12-6-1	0-2-1	4-5-4	20-4-3	3-0-2	4-7-2
vs CMU	12/20/14	80-45 w	0-0-0	2-1-4	2-2-0	0-1-0	2-2-3	0-0-0	12-5-0	2-2-4	12-3-2	18-4-2	4-1-3	10-12-1
vs LIB	12/21/14	84-44 w	0-0-0	6-1-3	2-1-3	0-0-0	0-1-1	0-1-0	17-10-1	5-3-1	15-4-3	14-1-2	3-4-4	11-5-0
AU	01/02/15	77-58 w	0-1-0	10-0-1	3-1-1	DNP	3-3-4	0-0-0	12-10-1	3-1-2	12-6-0	7-1-4	5-0-4	11-2-0
at LSU	01/04/15	75-51 w	0-0-0	8-1-2	2-0-3	0-0-0	0-3-0	3-3-2	21-13-2	6-1-4	6-5-1	17-4-2	3-0-1	2-4-1
at UA	01/08/15	102-59 w	0-1-0	7-3-3	2-1-3	0-1-0	2-1-5	4-1-0	11-5-3	11-2-1	10-2-1	16-1-3	15-2-2	4-3-0
UK	01/11/15	68-60 w	DNP	2-0-0	DNP	DNP	12-5-2	0-0-0	8-9-1	2-1-1	9-11-2	19-5-4	5-4-2	8-4-0

Opponent	Date	Score	40	41
USC	11/15/14	70-61 w	0-2-1	18-13-0
CU	11/20/14	99-41 w	11-5-0	12-10-2
SDSU	11/23/14	89-38 w	6-6-0	10-5-0
vs WIS	11/27/14	67-44 w	10-3-2	7-9-0
vs SU	11/28/14	67-63 w	0-0-0	0-1-0
NCCU	12/01/14	90-26 w	2-1-0	9-5-1
CHA	12/04/14	82-61 w	DNP	15-13-3
at DUKE	12/07/14	51-50 w	DNP	7-10-0
SSU	12/14/14	111-49 w	DNP	20-10-1
at HU	12/17/14	69-49 w	DNP	12-13-0
vs CMU	12/20/14	80-45 w	DNP	16-10-2
vs LIB	12/21/14	84-44 w	DNP	11-6-2
AU	01/02/15	77-58 w	DNP	11-14-0
at LSU	01/04/15	75-51 w	DNP	7-4-0
at UA	01/08/15	102-59 w	DNP	20-3-1
UK	01/11/15	68-60 w	0-3-0	3-6-0



# **2014-15 South Carolina Basketball** **South Carolina Team Game-by-Game Comparison (as of Jan 11, 2015)** **All games**



Opponent	1st	2nd	Score	Mar	Total FG	FG Pct	3-Pointers	3FG Pct	Free Throws	FT Pct	Rebounds	Assist	T/Over	Block	Steal	Fouls	
SOUTHERN CAL	27/24	43/37	70-61	+9	23-50/21-63	.460/.333	5-15/3-10	.333/.300	19-27/16-20	.704/.800	43/34	+9	15/9	19/15	10/2	9/10	18/23
CLEMSON	45/21	54/20	99-41	+58	38-72/17-53	.528/.321	8-15/4-17	.533/.235	15-22/3-6	.682/.500	50/28	+22	25/8	7/18	6/8	9/4	7/19
SAN DIEGO STATE	51/16	38/22	89-38	+51	33-65/14-49	.508/.286	9-19/6-14	.474/.429	14-20/4-8	.700/.500	40/33	+7	25/8	10/29	1/2	18/7	7/19
Wisconsin	31/18	36/26	67-44	+23	28-64/13-46	.438/.283	3-12/4-11	.250/.364	8-14/14-22	.571/.636	41/34	+7	20/10	10/19	7/1	12/1	16/16
#22/22 Syracuse	31/35	36/28	67-63	+4	23-64/22-58	.359/.379	9-26/7-23	.346/.304	12-20/12-18	.600/.667	35/50	(15)	17/15	5/16	4/1	4/3	19/21
NC CENTRAL	39/16	51/10	90-26	+64	35-58/10-45	.603/.222	5-13/2-10	.385/.200	15-22/4-10	.682/.400	40/23	+17	26/2	13/28	8/1	21/7	11/22
CHARLOTTE	46/28	36/33	82-61	+21	30-54/24-53	.556/.453	4-13/3-8	.308/.375	18-26/10-13	.692/.769	37/20	+17	21/16	15/18	7/3	7/9	14/23
#9/8 Duke	17/21	34/29	51-50	+1	20-53/18-57	.377/.316	3-12/4-19	.250/.211	8-16/10-13	.500/.769	36/44	(8)	8/8	18/22	5/8	12/8	15/16
SAVANNAH STATE	60/22	51/27	111-49	+62	38-65/21-59	.585/.356	1-8/1-14	.125/.071	34-47/6-11	.723/.545	56/21	+35	23/8	12/20	6/2	11/8	12/31
Hampton	37/25	32/24	69-49	+20	25-55/18-52	.455/.346	9-19/5-17	.474/.294	10-16/8-13	.625/6.15	48/21	+27	19/8	18/10	7/1	2/5	19/18
Central Michigan	37/24	43/21	80-45	+35	37-72/18-59	.514/.305	3-17/2-12	.176/.167	3-9/7-9	.333/.778	48/36	+12	21/7	16/23	6/1	14/6	7/12
Liberty	44/20	40/24	84-44	+40	31-64/18-55	.484/.327	5-11/2-12	.455/.167	17-26/6-6	.654/1000	46/30	+16	20/10	8/18	6/9	10/4	12/21
AUBURN	34/17	43/41	77-58	+19	30-62/21-62	.484/.339	3-11/4-14	.273/.286	14-23/12-14	.609/.857	42/34	+8	17/8	18/16	6/6	8/11	16/26
LSU	37/22	38/29	75-51	+24	27-53/22-64	.509/.344	8-21/1-7	.381/.143	13-18/6-16	.722/.375	42/35	+7	18/4	23/18	7/1	8/13	19/20
Alabama	48/30	54/29	102-59	+43	37-58/19-51	.638/.373	11-21/4-15	.524/.267	17-20/17-22	.850/.773	30/26	+4	22/7	7/17	7/1	8/4	15/15
#10/11 KENTUCKY	35/38	33/22	68-60	+8	23-68/22-67	.338/.328	4-16/4-15	.250/.267	18-26/12-14	.692/857	55/37	+18	12/11	16/11	10/8	3/10	13/22

Note: Game totals are displayed in the format TEAM/OPPONENT for each category



**2014-15 South Carolina Basketball**  
**South Carolina Combined Team Statistics (as of Jan 11, 2015)**  
**All games**



<b>RECORD:</b>	<b>OVERALL</b>	<b>HOME</b>	<b>AWAY</b>	<b>NEUTRAL</b>
ALL GAMES	16-0	8-0	4-0	4-0
CONFERENCE	4-0	2-0	2-0	0-0
NON-CONFERENCE	12-0	6-0	2-0	4-0

#	Player	gp-gs	min	avg	Total		3-Point		F-Throw		Rebounds				pf	dq	a	to	blk	stl	pts	avg
					fg-fga	fg%	3fg-fga	3fg%	ft-fga	ft%	off	def	tot	avg								
25	MITCHELL, Tiffany	16-16	437	27.3	79-152	.520	35-73	.479	44-52	.846	11	33	44	2.8	25	0	50	31	1	27	237	14.8
22	WILSON, A'ja	16-1	349	21.8	82-163	.503	0-0	.000	58-89	.652	34	81	115	7.2	29	0	17	27	28	23	222	13.9
41	COATES, Alaina	16-5	323	20.2	61-109	.560	0-0	.000	56-83	.675	46	86	132	8.3	18	0	12	17	25	6	178	11.1
24	WELCH, Aleighsa	16-16	395	24.7	71-116	.612	0-1	.000	14-31	.452	41	45	86	5.4	24	1	30	24	20	7	156	9.8
33	IBIAM, Elem	16-16	289	18.1	52-86	.605	0-0	.000	21-33	.636	31	43	74	4.6	33	0	8	16	17	4	125	7.8
01	CUEVAS, Bianca	16-0	221	13.8	30-82	.366	9-40	.225	14-18	.778	4	14	18	1.1	20	0	28	18	3	22	83	5.2
31	DOZIER, Asia	16-10	263	16.4	31-70	.443	17-45	.378	2-4	.500	1	11	12	0.8	10	0	38	16	2	10	81	5.1
23	ROY, Tina	15-0	239	15.9	26-63	.413	19-47	.404	0-0	.000	4	30	34	2.3	12	0	45	20	2	5	71	4.7
40	WHITE, Jatarie	7-0	77	11.0	13-28	.464	0-0	.000	3-4	.750	8	12	20	2.9	7	0	3	3	1	3	29	4.1
05	SESSIONS, Khadijah	16-15	341	21.3	21-64	.328	7-31	.226	12-21	.571	11	30	41	2.6	19	0	52	21	2	34	61	3.8
15	DAVIS, Tiffany	12-0	67	5.6	4-10	.400	3-8	.375	4-7	.571	4	7	11	0.9	4	0	7	8	0	0	15	1.3
02	GAINES, Olivia	15-1	142	9.5	7-26	.269	0-2	.000	3-4	.750	8	10	18	1.2	15	0	17	8	0	13	17	1.1
03	DUCKETT, Kaydra	9-0	27	3.0	1-5	.200	0-0	.000	2-2	1.000	2	5	7	0.8	2	0	2	1	2	2	4	0.4
00	FARMER, India	11-0	30	2.7	0-3	.000	0-2	.000	2-4	.500	4	3	7	0.6	1	0	0	1	0	0	2	0.2
Team											34	36	70		1		4					
Total.....		16	3200		478-977	.489	90-249	.361	235-352	.668	243	446	689	43.1	220	1	309	215	103	156	1281	80.1
Opponents.....		16	3200		298-893	.334	56-218	.257	147-215	.684	181	325	506	31.6	324	6	139	298	55	110	799	49.9

<b>TEAM STATISTICS</b>	<b>SC</b>	<b>OPP</b>	<b>Date</b>	<b>Opponent</b>	<b>Score</b>	<b>Att.</b>
SCORING	1281	799	11/15/14	SOUTHERN CAL	w 70-61	10057
Points per game	80.1	49.9	11/20/14	CLEMSON	w 99-41	11012
Scoring margin	+30.1	-	11/23/14	SAN DIEGO STATE	w 89-38	10301
FIELD GOALS-ATT	478-977	298-893	@ 11/27/14	vs Wisconsin	w 67-44	167
Field goal pct	.489	.334	@ 11/28/14	vs #22/22 Syracuse	w 67-63	342
3 POINT FG-ATT	90-249	56-218	12/01/14	NC CENTRAL	w 90-26	8823
3-point FG pct	.361	.257	12/04/14	CHARLOTTE	w 82-61	9629
3-pt FG made per game	5.6	3.5	12/07/14	at #9/8 Duke	w 51-50	6004
FREE THROWS-ATT	235-352	147-215	12/14/14	SAVANNAH STATE	w 111-49	9605
Free throw pct	.668	.684	12/17/14	at Hampton	w 69-49	4000
F-Throws made per game	14.7	9.2	12/20/14	vs Central Michigan	w 80-45	2858
REBOUNDS	689	506	12/21/14	vs Liberty	w 84-44	0
Rebounds per game	43.1	31.6	* 01/02/15	AUBURN	w 77-58	16465
Rebounding margin	+11.4	-	* 01/04/15	at LSU	w 75-51	3438
ASSISTS	309	139	* 01/08/15	at Alabama	w 102-59	2454
Assists per game	19.3	8.7	* 01/11/15	#10/11 KENTUCKY	w 68-60	17156
TURNOVERS	215	298				
Turnovers per game	13.4	18.6				
Turnover margin	+5.2	-				
Assist/turnover ratio	1.4	0.5				
STEALS	156	110				
Steals per game	9.8	6.9				
BLOCKS	103	55				
Blocks per game	6.4	3.4				
ATTENDANCE	93048	19263				
Home games-Avg/Game	8-11631	4-3974				
Neutral site-Avg/Game	-	4-842				

\* = SEC game  
 @ = Junkanoo Jam (Freeport, Bahamas)

<b>Score by Periods</b>	<b>1st</b>	<b>2nd</b>	<b>Totals</b>
South Carolina	619	662	1281
Opponents	377	422	799



**2014-15 South Carolina Basketball**  
**South Carolina Combined Team Statistics (as of Jan 11, 2015)**  
**Conference games**



<b>RECORD:</b>	<b>OVERALL</b>	<b>HOME</b>	<b>AWAY</b>	<b>NEUTRAL</b>
ALL GAMES	4-0	2-0	2-0	0-0
CONFERENCE	4-0	2-0	2-0	0-0
NON-CONFERENCE	0-0	0-0	0-0	0-0

#	Player	gp-gs	min	avg	Total		3-Point		F-Throw		Rebounds				pf	dq	a	to	blk	stl	pts	avg	
					fg-fga	fg%	3fg-fga	3fg%	ft-fa	ft%	off	def	tot	avg									
25	MITCHELL, Tiffany	4-4	109	27.3	18-44	.409	7-21	.333	16-17	.941	3	8	11	2.8	7	0	13	7	0	4	59	14.8	
22	WILSON, A'ja	4-0	100	25.0	19-48	.396	0-0	.000	14-21	.667	9	28	37	9.3	8	0	7	10	11	2	52	13.0	
41	COATES, Alaina	4-0	76	19.0	13-19	.684	0-0	.000	15-21	.714	11	16	27	6.8	6	0	1	4	8	2	41	10.3	
24	WELCH, Aleighsa	4-4	98	24.5	18-25	.720	0-0	.000	1-5	.200	8	16	24	6.0	5	0	4	6	6	1	37	9.3	
31	DOZIER, Asia	4-4	68	17.0	11-24	.458	6-15	.400	0-0	.000	0	6	6	1.5	6	0	9	6	1	3	28	7.0	
01	CUEVAS, Bianca	4-0	58	14.5	8-24	.333	2-10	.200	9-10	.900	1	3	4	1.0	5	0	6	5	1	3	27	6.8	
33	IBIAM, Elem	4-4	68	17.0	11-17	.647	0-0	.000	3-4	.750	4	9	13	3.3	9	0	1	2	2	1	25	6.3	
23	ROY, Tina	4-0	57	14.3	8-15	.533	6-11	.545	0-0	.000	0	5	5	1.3	3	0	8	9	0	0	22	5.5	
05	SESSIONS, Khadijah	4-4	83	20.8	6-15	.400	3-9	.333	2-5	.400	2	10	12	3.0	6	0	11	9	0	8	17	4.3	
02	GAINES, Olivia	3-0	48	16.0	3-6	.500	0-1	.000	1-2	.500	1	1	2	0.7	6	0	7	2	0	3	7	2.3	
15	DAVIS, Tiffany	4-0	17	4.3	2-2	1.000	2-2	1.000	1-2	.500	1	3	4	1.0	1	0	2	3	0	0	7	1.8	
03	DUCKETT, Kaydra	2-0	5	2.5	0-0	.000	0-0	.000	0-0	.000	0	1	1	0.5	0	0	0	0	0	0	0	0.0	
40	WHITE, Jatarie	1-0	5	5.0	0-1	.000	0-0	.000	0-0	.000	3	0	3	3.0	0	0	0	1	1	0	0	0.0	
00	FARMER, India	3-0	8	2.7	0-1	.000	0-0	.000	0-0	.000	1	1	2	0.7	1	0	0	0	0	0	0	0.0	
Team											11	7	18										
Total.....		4	800		117-241	.485	26-69	.377	62-87	.713	55	114	169	42.2	63	0	69	64	30	27	322	80.5	
Opponents.....		4	800		84-244	.344	13-51	.255	47-66	.712	53	79	132	33.0	83	1	30	62	16	38	228	57.0	

<b>TEAM STATISTICS</b>	<b>SC</b>	<b>OPP</b>	<b>Date</b>	<b>Opponent</b>	<b>Score</b>	<b>Att.</b>
SCORING	322	228	* 01/02/15	AUBURN	w 77-58	16465
Points per game	80.5	57.0	* 01/04/15	at LSU	w 75-51	3438
Scoring margin	+23.5	-	* 01/08/15	at Alabama	w 102-59	2454
FIELD GOALS-ATT	117-241	84-244	* 01/11/15	#10/11 KENTUCKY	w 68-60	17156
Field goal pct	.485	.344				
3 POINT FG-ATT	26-69	13-51				
3-point FG pct	.377	.255				
3-pt FG made per game	6.5	3.3				
FREE THROWS-ATT	62-87	47-66				
Free throw pct	.713	.712				
F-Throws made per game	15.5	11.8				
REBOUNDS	169	132				
Rebounds per game	42.2	33.0				
Rebounding margin	+9.3	-				
ASSISTS	69	30				
Assists per game	17.3	7.5				
TURNOVERS	64	62				
Turnovers per game	16.0	15.5				
Turnover margin	-0.5	-				
Assist/turnover ratio	1.1	0.5				
STEALS	27	38				
Steals per game	6.8	9.5				
BLOCKS	30	16				
Blocks per game	7.5	4.0				
ATTENDANCE	33621	5892				
Home games-Avg/Game	2-16810	2-2946				
Neutral site-Avg/Game	-	0-0				

\* = SEC game  
 @ = Junkanoo Jam (Freeport, Bahamas)

<b>Score by Periods</b>	<b>1st</b>	<b>2nd</b>	<b>Totals</b>
South Carolina	154	168	322
Opponents	107	121	228