



2015-16 Women's Basketball SOUTH CAROLINA

Assoc. Media Relations Director: Diana Koval | Office: 803.777.7977 | Cell: 314.369.6050 | Email: dkoval@mailbox.sc.edu | Twitter: @DianaKovalSID
Website: www.GamecocksOnline.com | Twitter: @GamecockWBB | Instagram: @GamecockWBB | Facebook: @GamecockWBB

Game 1

November 13, 2015 • 7 p.m. • Columbia, S.C. • Colonial Life Arena

South Carolina Gamecocks
0-0



vs.



Ohio State Buckeyes
0-0

Ranking: 2/2 (AP/Coaches)

Head Coach: Dawn Staley

Record at South Carolina: 155-74 (8th)

Career Record: 327-154 (16th)

Top Returning Scorer: Tiffany Mitchell (14.4)

Top Returning Rebounder: Alaina Coates (7.9)

Ranking: 6/10

Head Coach: Kevin McGuff

Record at OSU: 41-29 (3rd)

Career Record: 296-128 (14th)

Top Returning Scorer: Kelsey Mitchell (24.9)

Top Returning Rebounder: Alexa Hart (8.9)

Schedule/Results

Nov. 6	Newberry (Exh.) (SECN+)	W, 93-49
Nov. 13	#10/6 Ohio State (SECN+)	7 p.m.
Nov. 15	UNC Greensboro (SECN+)	3 p.m.
Nov. 18	at Clemson	7 p.m.
Nov. 22	at UCLA (Pac-12 Network)	4 p.m.
	Waikiki Beach Marriott	
	Rainbow Wahine Showdown	
Nov. 27	vs. Arizona State	7:30 p.m.
Nov. 28	vs. CSU Bakersfield	6:30 p.m.
Nov. 29	at Hawaii	10 p.m.
Dec. 6	Duke (ESPN2)	2 p.m.
Dec. 13	Winthrop (SECN)	2 p.m.
Dec. 16	Hampton (SECN+)	7 p.m.
Dec. 20	vs. East Carolina	1 p.m.
Dec. 22	Elon (SECN+)	7 p.m.
Jan. 3	Arkansas* (ESPN2)	3 p.m.
Jan. 7	at Vanderbilt* (SECN^)	9 p.m.
Jan. 10	Missouri* (SECN)	Noon
Jan. 14	at Kentucky* (SECN)	7 p.m.
Jan. 17	Texas A&M* (ESPN2)	1:30 p.m.
Jan. 21	at Auburn* (SECN+)	7 p.m.
Jan. 24	at Mississippi State* (ESPN2)	5 p.m.
Jan. 28	Ole Miss* (SECN+)	7 p.m.
Jan. 31	at Texas A&M* (ESPN2)	6 p.m.
Feb. 4	Kentucky* (SECN)	7 p.m.
Feb. 8	Connecticut (ESPN2)	7 p.m.
Feb. 11	Florida* (SECN+)	7 p.m.
Feb. 15	at Tennessee* (ESPN2)	7 p.m.
Feb. 18	Georgia* (SECN+)	7 p.m.
Feb. 22	at Alabama* (SECN)	7 p.m.
Feb. 25	at Ole Miss* (SECN^)	9 p.m.
Feb. 28	LSU* (ESPN2/U)	TBA
	SEC Tournament (Jacksonville, Fla.)	
Mar. 2	First Round	TBA
Mar. 3	Second Round	TBA
Mar. 4	Quarterfinals	TBA
Mar. 5	Semifinals	TBA
Mar. 6	Final	TBA

All Times Listed as Eastern and are subject to change
< indicates game played in Myrtle Beach, S.C.
* indicates SEC Game

Game Information

Doors Open: 5:30 p.m.

Tickets: \$8 Adults, \$4 Youth (17 and under)

Live Stats: GamecocksOnline.com

Broadcast: SEC Network+ (Derek Scott, play-by-play; Debbie Antonelli, analyst)

Radio: 107.5 The Game (Brad Muller)

Series History

South Carolina Record	1-2
In Columbia	1-0
In Columbus	0-2
At Neutral Site	0-0
Last Meeting	OSU 69-62, 1/8/81
First Meeting	OSU 56-52, 1/9/79
Current Streak	Lost 1

Last Five Meetings:

Date	Result	Location
1/8/81	L, 69-62	Columbus
2/18/80	W, 75-47	Columbia
1/9/79	L, 56-52	Columbus

Game Notables














- South Carolina will begin tonight with a ceremony to recognize the 2014-15 team's accomplishments, including the distribution of rings and the unveiling of banners for the team's SEC regular-season and tournament championships and NCAA Final Four appearance.
- Both Ohio State and South Carolina return a bulk of their high-octane offenses from 2014-15. The Gamecocks bring back 77.9 percent of their 75.9 points per game, which is the third-best scoring average in program history. The Buckeyes netted a school record 2,836 points and return 2,804 of them. Both teams return preseason All-American Mitchells as their leading scorers in Tiffany for the Gamecocks (14.4) and Kelsey for the Buckeyes (24.9). Both also led their teams in assists.
- South Carolina's roster boasts 11 returning letterwinners, including five juniors and four seniors. The Buckeyes bring just six upperclassmen into the season.
- Both teams tonight have stacked schedules this season with the Gamecocks playing 10 games against opponents in both the AP and USA Today Coaches polls, while the Buckeyes will have 12 against teams in either poll.
- South Carolina head coach Dawn Staley is 11-3 in season openers in her career, including a 5-2 mark at South Carolina. Ohio State head coach Kevin McGuff is 9-4 in season openers in his career with a 1-1 mark at OSU.

Stat Comparison

From 2014-15 Season

OSU	SC	
24-11	Overall Record	34-3
13-5	Conference Record	15-1
14-3	Home Record	16-0
5-5	Away Record	9-2
5-3	Neutral Record	9-1
81.0	Points Per Game	75.9
71.8	Opp. Points Per Game	54.1
.439	Field Goal %age	.484
.387	Opp. Field Goal %age	.349
.342	3-Pt. Field Goal %age	.349
.330	Opp. 3-Pt. Field Goal %age	.288
.733	Free Throw %age	.674
14.8	FTs Made Per Game	14.4
15.3	Assists Per Game	16.6
+3.8	Turnover Margin	+1.8
40.6	Rebounds Per Game	41.4
-3.9	Rebounding Margin	+9.6
7.8	Steals Per Game	8.5
6.2	Blocked Shots Per Game	6.3

2015-16 South Carolina Media Roster

0		Shay Colley 5-8 • Fr. • Guard • Brampton, Ontario, Canada <i>CAHL-ee</i>	PPG -- RPG -- APG -- FG% -- FT% --	LAST GAME: DNP exhibition; hip injury NOTABLE: Spent four seasons with Team Canada, collecting silver at 2014 FIBA U18 Americas Champs., bronze at 2010 FIBA U17 World Champs.	Career Highs Pts: — Reb: — Ast: — Stl: —
1		Bianca Cuevas 5-6 • So. • Guard • Bronx, N.Y. <i>kway-VAAS</i>	PPG 5.6 RPG 1.3 APG 1.7 FG% .370 FT% .776	LAST GAME: DNP exhibition; illness NOTABLE: Last season, posted 10+ points 8 times ... 6.8 ppg in SEC, 4.8 ppg in non-SEC ... 7.0 ppg on 41.4 percent shooting in NCAA Tournament ... 2014 McDonald's All-America.	Career Highs Pts: 21 at Ole Miss, 2/1/15 Reb: 4, 3x, at Georgia, 2/5/15 Ast: 5, 5x, vs. Sav. St., 3/20/15 Stl: 4, 2x, vs. Sav. St., 12/14/14
3		Kaydra Duckett 5-8 • So. • Guard • Columbia, S.C. <i>KAY-druh DUCK-it</i>	PPG 0.2 RPG 0.6 APG 0.2 FG% .077 FT% .500	LAST GAME: 4 rebs, 4 assists vs. Newberry NOTABLE: Played in 20 games last season, including 10 SEC outings and two NCAA Tournament games ... 2014 SCBCA 3A Player of the Year ... won two HS state titles.	Career Highs Pts: 2, 2x, vs. Sav. St., 12/14/14 Reb: 4 vs. Sav. St., 12/14/14 Ast: 1, 3x, vs. Syracuse, 3/22/15 Min: 7 vs. Sav. St., 12/14/14
4		Doniyah Cliney 6-0 • R-Fr. • Guard • Newark, N.J. <i>dawn-YAY CLY-nee</i>	PPG -- RPG -- APG -- FG% -- FT% --	LAST GAME: DNP exhibition, hand injury NOTABLE: Sat out last season, practicing with team in second semester ... good size on the wing ... won two high school state titles.	Career Highs Pts: — Reb: — Ast: — Stl: —
5		Khadijah Sessions 5-8 • Sr. • Guard • Myrtle Beach, S.C. <i>kub-DEE-zhub SESH-uns</i>	PPG 4.5 RPG 2.4 APG 2.8 FG% .401 FT% .529	LAST GAME: 9 pts, 7 assts, 3 stls vs. Newberry NOTABLE: Team captain ... started 36 of 37 games last season ... top 11 in SEC in assists and steals (1.8) ... shot 60.0% from 3 in SEC Tourn. ... 2012 SCBCA 4A Player of the Year.	Career Highs Pts: 19 vs. Auburn, 2/3/13 Reb: 6 vs. Clemson, 11/20/14 Ast: 8 vs. NC Central, 12/1/14 Stl: 4, 10x, vs. Fla. St., 3/29/15
22		A'ja Wilson 6-5 • So. • Forward • Hopkins, S.C. <i>A-zhub</i>	PPG 13.1 RPG 6.6 BPG 1.8 FG% .538 FT% .662	LAST GAME: DNP exhibition; foot injury NOTABLE: SEC Fr. of the Year, 1st SC freshman to earn All-America ... scored 10+ 24 times, 5 double-doubles ... 10th in SEC in pts., 8th in rebs. ... shot 66.7% in NCAA Tournament.	Career Highs Pts: 26 vs. LSU, 2/12/15 Reb: 19 at Kentucky, 3/1/15 Blks: 6 at Kentucky, 3/1/15 Stl: 3, 4x, vs. C. Mich., 12/20/14
23		Tina Roy 5-11 • Sr. • Guard • Kaplan, La.	PPG 4.6 RPG 1.9 APG 2.1 FG% .388 FT% .400	LAST GAME: 15 pts (5 3FG), 7 assts vs. Newberry NOTABLE: Team captain ... team-high 43.1 percent from 3 in SEC play last season ... great point guard play in Sweet 16 vs. UNC ... averaged 6.3 points, 3.7 assists in SEC Tournament.	Career Highs Pts: 15, 2x, vs. LSU, 3/7/15 Reb: 8 at Miss. St., 2/6/14 Ast: 10 vs. Sav. St., 12/14/14 Stl: 3 vs. Southern Cal, 11/15/14
24		Sarah Imovbich 6-2 • Sr. • Forward • Abuja, Nigera <i>ih-MOE-vee-o</i>	PPG -- RPG -- APG -- FG% -- FT% --	LAST GAME: 8 pts, 11 rebs vs. Newberry NOTABLE: Three seasons at Virginia, among ACC's top 15 rebounders each year ... 19th in nation with ACC-best 10.8 rpg in 2014-15, also scored 12.6 ppg ... efficient scorer with good range.	Career Highs Pts: — Reb: — Ast: — Stl: —
25		Tiffany Mitchell 5-9 • Sr. • Guard • Charlotte, N.C.	PPG 14.4 RPG 3.1 APG 2.9 FG% .500 FT% .838	LAST GAME: 13 pts, 3 assts vs. Newberry NOTABLE: Team captain ... cleared for practice this week after foot surgery ... 2x SEC Player of the Year, All-America ... finalist for 2015 Naismith, Wade, Wooden awards; won Dawn Staley Award.	Career Highs Pts: 25 vs. Georgia, 2/27/14 Reb: 11, 5x, at Arkansas, 1/2/14 Ast: 9 at SDSU, 11/23/13 Stl: 7 vs. NC Central, 12/1/14
31		Asia Dozier 6-0 • Sr. • Guard/Forward • Columbia, S.C. <i>DOE-zbur</i>	PPG 4.0 RPG 1.0 APG 1.8 FG% .414 FT% .769	LAST GAME: DNP exhibition; ankle injury NOTABLE: Team captain, two-time ... started 62 of 71 games last two seasons, 30 of 32 SEC games ... in NCAA Tourn., posted 5.2 ppg on 6-of-10 from 3-pt arc and 2.8 apg.	Career Highs Pts: 16, 2x, at SDSU, 11/23/13 Reb: 10 vs. Elon, 11/9/12 Ast: 6, 2x, vs. Georgia, 3/7/14 Stl: 2, 8x, vs. LSU, 3/7/15
40		Jatarie White 6-4 • So. • Forward • Charlotte, N.C. <i>jub-TAR-ee</i>	PPG 2.5 RPG 2.2 BPG 0.3 FG% .408 FT% .643	LAST GAME: 10 pts, 2 blks vs. Newberry NOTABLE: Slowed by foot injury in preseason ... played in 20 games as freshman ... best outing came at Georgia, playing extended minutes ... 2014 WBCA, McDonald's All-America.	Career Highs Pts: 11 vs. Clemson, 11/20/14 Reb: 7 at Georgia, 2/5/15 Blk: 2 at Georgia, 2/5/15 Stl: 2 vs. Syracuse, 3/22/15
41		Alaina Coates 6-4 • Jr. • Center • Irmo, S.C. <i>uh-LAY-nub COATS</i>	PPG 11.1 RPG 7.9 BPG 1.5 FG% .562 FT% .696	LAST GAME: 24 pts, 8 rebs vs. Newberry NOTABLE: Had solid preseason with great focus ... 8th in career blocked shots (126), 10th in career double-doubles (22) ... 2x 2nd-Team All-SEC ... NCAA Greensboro Region MOP.	Career Highs Pts: 24, 2x, vs. Ole Miss, 1/30/14 Reb: 17 vs. Kentucky, 1/9/14 Blk: 5, 3x, vs. Alabama, 1/29/15 Min: 30 vs. So. Cal, 11/15/14
44		India Farmer 6-0 • Jr. • Forward • N. Myrtle Beach, S.C.	PPG 0.3 RPG 0.5 APG 0.0 FG% .000 FT% .667	LAST GAME: 3 pts, 1 reb vs. Newberry NOTABLE: Played in 16 games last season, including five SEC and three postseason games ... great team player ... works hard with good attitude.	Career Highs Pts: 3, 2x, vs. Alabama, 1/19/14 Reb: 3 vs. NC Central, 12/2/13 Blk: 1 vs. Sav. St., 12/28/13 Stl: 1 at Florida, 1/19/15

Starter

Reserve

Quick Facts

The University

Location: Columbia, S.C.
Founded: 1801
Enrollment: 32,972
Colors: Garnet (PMS 202C) and Black
Nickname: Gamecocks
Conference: Southeastern
President: Dr. Harris Pastides
Athletics Director: Ray Tanner
Facility: Colonial Life Arena (18,000)

Coaching Staff

Head Coach: Dawn Staley
Alma Mater: Virginia, 1992
Overall Record: 327-154 (16th season)
School Record: 155-74 (8th season)
Assoc. Head Coach (Alma Mater):
Lisa Boyer (Ithaca, 1979)
Assistant Coaches (Alma Mater):
Nikki McCray-Penson (Tennessee, 1995)
Fred Chmiel (Excelsior, 2001)

Team Information

2014-15 Record: 34-3
Home: 16-0 Away: 9-2 Neutral: 9-1
SEC Record (Finish): 15-1 (T-1st)
Home: 8-0 Away: 7-1
Letterwinners Returning/Lost: 11/3
Starters Returning/Lost: 3/2

Program History

First Year of Women's Basketball: 1974-75
All-Time Record: 735-503 (42nd season)
All-Time SEC Record: 131-200 (23rd season)
NCAA Appearances (Last): 12 (2015)
NCAA Tournament Record: 17-12
2015 NCAA Result: Final Four; L, 65-66, Notre Dame; Tampa, Fla.
WNIT Appearances (Last): 4 (2011)
WNIT Record: 3-4

Media Relations

Women's Basketball Contact: Diana Koval
Office: 803.777.7977
Cell: 314.369.6050
Email: dkoval@mailbox.sc.edu
Press Row Phone: 803.777.6182
Athletics Department on the Web
Website: GamecocksOnline.com
Twitter: @GamecocksOnline
Instagram: @GamecocksOnline
Facebook: Facebook.com/GamecocksOnline
YouTube: YouTube.com/GamecocksOnline
Women's Basketball on Twitter
Team: @GamecockWBB
Head Coach: @DawnStaley

2015-16 Awards

Alaina Coates

Preseason All-SEC First Team (Media, Coaches)

Tiffany Mitchell

Preseason All-America (AP, Lindy's, Athlon, SI)
Preseason All-SEC First Team (Media, Coaches)
Preseason SEC Player of the Year (Media, Coaches)

A'ja Wilson

Preseason All-America Second Team (Lindy's, SI)
Preseason All-America Honorable Mention (AP)
Preseason All-SEC First Team (Media, Coaches)

Five-Second Count

South Carolina is enjoying its most successful period in program history. The 2015 Senior Class set a four-year record with 113 wins and a .813 winning percentage. The 2016 Senior Class has a chance to top that number, entering the season with a three-year mark of 88-16, winning 84.6 percent of its contests. Winning consecutive SEC regular-season titles in the last two seasons, South Carolina has not finished outside the SEC's top four in four campaigns.

In the last two seasons, three Gamecocks have earned All-America honors – prior to the 2013-14 season just 12 Gamecocks had captured the title. Seven Gamecocks have earned All-SEC selection in the last two seasons, including three members of the 2015-16 squad.

By the Numbers

- 2 Returning All-Americans on this season's Gamecock roster – Tiffany Mitchell (1st team) and A'ja Wilson (3rd team)
- 3 Gamecocks named to the Preseason All-SEC First Team by both the league's coaches and media – Alaina Coates, Tiffany Mitchell and A'ja Wilson
- 4 Season openers played in Colonial Life Arena in the Dawn Staley era, during which the Gamecocks went 3-1
- 8 Gamecocks on this season's roster who were named either McDonald's or Parade All-America in high school
- 11 Letterwinners returning from last season's school-record setting team
- 58.8 Percent of last season's made field goals that were assisted

Ohio State Series Notes

The Buckeyes have a 2-1 edge in the all-time series with the Gamecocks, but the two teams have not met since the 1980-81 season. The home team has won every game of the series.

Preseason Poll Pop

For the second-straight season, South Carolina is ranked No. 2 in both the AP and USA Today Coaches Preseason Poll, which is the best preseason rank in program history. The Gamecocks spent the entire 2014-15 season ranked in the top three in the nation, including 12 weeks at No. 1 – the first-ever No. 1 ranking for the program.

Season Openers

South Carolina is 29-12 all-time in season openers with a 14-1 record in openers played at home. Head coach Dawn Staley has led the Gamecocks to a 5-2 record on opening day with just one of those games coming against a nationally ranked opponent – Nov. 15, 2010, an 84-65 loss to No. 5 Xavier.

Tonight's game is just the Gamecocks' fourth opener all-time against a ranked opponent. In addition to the loss to Xavier, South Carolina toppled No. 7 Texas Tech on Nov. 23, 1990, in Hawaii and fell at No. 6 Auburn on Nov. 28, 1989 to kick off those seasons.

To Watch SEC Network+

To watch SEC Network+, you must have access to the SEC Network through a participating cable or satellite provider. Using the username and password from your provider, you can access SEC Network+ content on computers, tablets, mobile phones and other consumer devices like Xbox.

Ranked Readings

South Carolina's 10 wins against ranked foes last season set a new program record, topping the eight wins of the 1979-80 squad. Of those 10 wins, five came against a top-10 foe.

This season, the Gamecocks have 10 games on the schedule against teams ranked in the preseason top 20, including three against top-10 entries.

After posting a 14-8 record against ranked opponents over the last two seasons, head coach Dawn Staley has a 25-42 mark vs. the nation's best teams during her South Carolina tenure, highlighted by a 13-8 mark when the Gamecocks carry a better ranking than their opponent into the contest.

2014-15 Rewind

South Carolina is coming off its most successful season, winning a school-record 34 games, earning its first-ever No. 1 national ranking (holding the position for 12 weeks), repeating as SEC regular-season champions and advancing to the NCAA Final Four for the first time. The Gamecocks also won their first SEC Tournament title in their first appearance in the championship game. Scoring 75.9 points per game, South Carolina ranked 18th in the nation in scoring while maintaining its defensive presence at 12th in the nation, allowing just 54.1 points per game. The Gamecocks' .484 field goal percentage was fourth-best in the nation, and they also ranked among the nation's top 10 in scoring margin (+21.7, 3rd), field goal percentage defense (.349, 10th), rebound margin (+9.6, 10th) and blocked shots (6.3, 7th).

Home Sweet Home

The Gamecocks are riding a 34-game winning streak at Colonial Life Arena into tonight's game. South Carolina turned in back-to-back perfect seasons, going 16-0 at home in 2013-14 and 2014-15. The Gamecocks' last loss at Colonial Life Arena was a 50-48 decision to No. 14 Texas A&M on Feb. 10, 2013.

Great Gamecock Fans

The state of South Carolina has rallied around head coach Dawn Staley's program in unprecedented numbers. The Gamecocks have led the nation in average attendance increase in each of the last two seasons and paced the country in average attendance last season at 12,293. South Carolina played in front of over 10,000 fans 15 times last season with 13 of those coming at Colonial Life Arena. The 17,156 fans that turned out for the Jan. 11 game against Kentucky were

just shy of the women's basketball record of 17,712 (vs. Clemson, 11/22/02) at the facility.

Opponents should be ready for more of the same this season as the South Carolina Ticket Office has distributed the full allotment of over 11,000 season tickets. Only single-game, general admission tickets remain available for purchase.

Offensive Operation

Head coach Dawn Staley is often thought of as a defensive coach, but she has steadily built an efficient offensive team over the last few seasons, culminating in the 2014-15 squad's 79.5 points per game on 48.4 percent shooting. That group ranked 18th in the nation in scoring and fourth in field goal percentage. Here's a look at the offense's growth over the last five seasons.

Season	PPG	FG%age
2014-15	75.9	.484
2013-14	72.9	.474
2012-13	61.3	.390
2011-12	61.2	.398
2010-11	58.7	.380

Made by Tiffany's

Senior guard Tiffany Mitchell has worked her way into the annual national player of the year conversations over the last two seasons, and expectations are the same this season. The two-time All-American and reigning SEC Player of the Year has powered South Carolina, especially in the biggest moments. Mitchell's heroics put the Gamecocks into their first NCAA Final Four as she hit the game winner in the waning moments against North Carolina in the Sweet 16 and went on a personal 7-2 run that turned a tie game into a five-point lead in the last minute against Florida

State in the regional championship.

The most significant change in Mitchell's game has been her shot selection and efficiency, which has also lifted her assist numbers. Here's a look at her season-by-season breakdown

Season	PPG	FG%	3FG%	APG
2014-15	14.4	.500	.416	2.9
2013-14	15.5	.493	.541	3.5
2012-13	9.2	.379	.367	1.3

Hometown Hero

Sophomore forward A'ja Wilson did not disappoint in her first season after being rated the No. 1 recruit in the nation in the 2014 class. The SEC Freshman of the Year and a First-Team All-SEC selection, she became the first Gamecock freshman to earn All-America honors, capturing a spot on the AP's third team. She was the team's second-leading scorer and rebounder and thrived in the brightest spotlight. Wilson led the Gamecocks with 20 points against Notre Dame in the national semifinals, adding nine rebounds, four blocks and two assists in 24 minutes on the floor.

This season, Wilson picked up Preseason All-America honors from Sports Illustrated, and head coach Dawn Staley expects to see more shooting range and leadership from her second-year forward. Look for Wilson to build on her 13.1 points and 6.6 rebounds from last season.

Double-Double Trouble

Junior center Alaina Coates was a dominant force and big reason South Carolina advanced to its first NCAA Final Four last season. With career averages of 11.7 points and 8.1 rebounds, Coates is already 10th on the program's career double-

doubles list with 22. Ten of those have come in SEC play, which rank her second in program history in that category.

Games Led Team In...

(Tied for team lead in each category included)

Scoring	2014-15	Career	Record
Tiffany Mitchell	17	37	35-2
A'ja Wilson	15	15	13-2
Alaina Coates	5	12	11-1
Bianca Cuevas	2	2	2-0
Asia Dozier	1	2	2-0
Khadijah Sessions	0	3	2-1
Tina Roy	0	2	2-0

Rebounding	2014-15	Career	Record
Alaina Coates	16	34	32-2
A'ja Wilson	9	9	8-1
Tiffany Mitchell	1	10	9-1

Assists	2014-15	Career	Record
Tiffany Mitchell	12	29	27-2
Khadijah Sessions	11	22	20-2
Tina Roy	8	11	11-0
Bianca Cuevas	8	8	7-1
Asia Dozier	3	13	13-0
Alaina Coates	1	1	1-0

Miscellaneous Stats

Double-Doubles	2014-15	Career	Record
Alaina Coates	12	22	21-1
A'ja Wilson	5	5	4-1
Tiffany Mitchell	0	4	4-0

20+ Points	2014-15	Career	Record
Tiffany Mitchell	5	13	13-0
A'ja Wilson	5	5	4-1
Alaina Coates	2	8	7-1
Bianca Cuevas	1	1	1-0

10+ Points	2014-15	Career	Record
Tiffany Mitchell	30	75	66-9
A'ja Wilson	29	29	26-3
Alaina Coates	24	47	44-3
Bianca Cuevas	8	8	8-0
Asia Dozier	4	13	12-1
Khadijah Sessions	5	20	19-1
Tina Roy	5	12	10-2
Jatarie White	2	2	2-0
Tiffany Davis	0	1	1-0

10+ Rebounds	2014-15	Career	Record
Alaina Coates	14	25	24-1
A'ja Wilson	5	5	4-1
Tiffany Mitchell	0	7	6-1
Asia Dozier	0	1	1-0

5+ Assists	2014-15	Career	Record
Bianca Cuevas	5	5	5-0
Tiffany Mitchell	4	11	11-0
Khadijah Sessions	4	9	9-0
Tina Roy	3	5	5-0
Asia Dozier	0	8	8-0

5+ Steals	2014-15	Career	Record
Tiffany Mitchell	3	8	8-0
Tiffany Davis	0	1	1-0

5+ Blocks	2014-15	Career	Record
Alaina Coates	1	3	3-0
A'ja Wilson	1	1	0-1

AP Top 25

(Preseason)

1. Connecticut	0-0
2. South Carolina	0-0
3. Notre Dame	0-0
4. Tennessee	0-0
5. Baylor	0-0
6. Ohio State	0-0
7. Florida State	0-0
8. Louisville	0-0
9. Maryland	0-0
10. Oregon State	0-0
11. Mississippi State	0-0
12. Texas	0-0
13. Texas A&M	0-0
14. Duke	0-0
15. Arizona State	0-0
16. Stanford	0-0
17. Oklahoma	0-0
18. Kentucky	0-0
19. Northwestern	0-0
20. South Florida	0-0
21. George Washington	0-0
22. North Carolina	0-0
23. Syracuse	0-0
24. Michigan State	0-0
25. Chattanooga	0-0

USA Today Coaches Top 25

(Week of March 2)

1. Connecticut	0-0
2. South Carolina	0-0
3. Notre Dame	0-0
4. Tennessee	0-0
5. Baylor	0-0
6. Maryland	0-0
7. Florida State	0-0
8. Louisville	0-0
9. Oregon State	0-0
10. Ohio State	0-0
11. Texas	0-0
12. Duke	0-0
13. Mississippi State	0-0
14. Stanford	0-0
15. Arizona State	0-0
16. Texas A&M	0-0
17. Kentucky	0-0
18. Oklahoma	0-0
19. South Florida	0-0
20. North Carolina	0-0
21. George Washington	0-0
22. DePaul	0-0
23. Iowa	0-0
24. Northwestern	0-0
25. Princeton	0-0

Staley Era Team Records

Italics indicates set in 2014-15

Scoring

Most	Points
1. vs. Savannah State, 12/14/14	111
2. at Alabama, 1/8/15	102
3. vs. Clemson, 11/20/14	99
vs. Ole Miss, 1/30/14	99
vs. Charleston Southern, 11/8/13	99

Fewest	Points
1. at Stanford, 11/26/10	32
2. vs. Georgia, 3/4/11	34
3. vs. Mississippi State, 3/5/09	39
4. at Georgia, 1/13/13	40
5. at Mississippi State, 2/26/09	41

Fewest Allowed	Points
1. vs. South Carolina State, 12/14/11	21
2. vs. Presbyterian, 11/27/11	24
3. vs. NC Central, 12/1/14	26
vs. SC State, 12/22/13	26
5. vs. NC Central, 12/2/13	27

Most Allowed	Points
1. at Clemson, 11/19/09	94
2. vs. North Carolina, 12/20/09	93
3. at Connecticut, 2/9/15	87
4. vs. Xavier, 11/12/10	84
5. at Tennessee, 2/17/11	82
at Florida, 2/22/09	82

Margin of Outcome

Victory	Score	Margin
1. vs. Charleston Southern, 11/8/13	99-29	+70
2. vs. NC Central, 12/1/14	90-26	+64
3. vs. Savannah State, 12/14/14	111-49	+62
4. vs. Clemson, 11/20/14	99-41	+58
5. vs. NC Central	79-27	+52

Defeat	Score	Margin
1. at Stanford, 11/26/10	32-70	-38
2. vs. Georgia, 3/4/11	34-66	-32
3. vs. Stanford, 12/19/08	47-78	-31
4. at Penn State, 11/21/10	48-78	-30
5. vs. Connecticut, 12/28/08	48-77	-29

Field Goals

Made	FGM
1. vs. Charleston Southern, 11/8/13	39
2. vs. Savannah State, 12/14/14	38
vs. Clemson, 11/20/14	38
4. at Alabama, 1/8/15	37
vs. Central Michigan, 12/20/14	37

Attempts	FGA
1. vs. Penn State, 11/20/11	76
2. at Clemson, 11/19/09	74
3. vs. Tennessee, 1/20/11	73
4. vs. Central Michigan, 12/20/14	72
vs. Clemson, 11/20/14	72
vs. Kansas, 3/25/13	72

Highest Percentage (Min. 40 FGA)	FGM-A	Pct
1. vs. Savannah State, 3/20/15	34-53	.642
2. at Alabama, 1/8/15	37-58	.638
3. vs. Florida State, 3/29/15	30-49	.612
4. vs. Charleston Southern, 11/8/13	39-64	.609
5. vs. Ole Miss, 1/30/14	31-51	.608

Lowest Percentage (Min. 40 FGA)	FGM-A	Pct
1. at Stanford, 11/26/10	12-55	.218
2. vs. Georgia, 3/4/11	12-52	.231
3. at Florida, 1/20/13	15-64	.234
4. at Kentucky, 2/5/09	13-55	.236
5. at Georgia, 1/2/11	13-54	.241

Lowest Percentage Allowed	FGM-A	Pct
1. vs. South Carolina State, 12/14/11	6-48	.125
2. vs. NC Central, 12/2/13	8-50	.160
3. vs. Charleston Southern, 11/8/13	10-54	.185
4. vs. Arkansas, 3/6/15	11-57	.193
vs. Hampton, 11/22/12	11-57	.193

Highest Percentage Allowed	FGM-A	Pct
1. vs. Connecticut, 12/28/08	35-62	.565
vs. Florida, 1/9/11	26-46	.565
3. vs. Xavier, 11/12/10	34-61	.557
4. at Connecticut, 2/9/15	31-56	.554
5. at Kentucky, 1/13/11	30-55	.545

3-Point Field Goals

Made	3FGM
1. at Alabama, 1/8/15	11
2. at Hampton, 12/17/14	9
vs. Syracuse, 11/28/14	9
vs. San Diego State, 11/23/14	9
Seven other times	9

Attempts	3FGA
1. vs. Penn State, 11/20/11	29
2. vs. College of Charleston, 11/14/13	28
vs. North Carolina, 12/19/10	28
4. vs. Syracuse, 11/28/14	26
5. vs. Savannah State, 11/15/12	25
at Ole Miss, 1/16/11	25

Percentage (Min. 5 3FGA)	3FGM-A	Pct
1. vs. Oregon State, 3/25/14	4-6	.667
vs. Ole Miss, 1/30/14	4-6	.667
vs. Savannah State, 12/28/13	4-6	.667
vs. Western Carolina, 12/29/12	6-9	.667
at Alabama, 1/10/10	8-12	.667
vs. Charlotte, 12/21/08	8-12	.667

Free Throws

Made	FTM
1. vs. Savannah State, 12/14/14	34
vs. Oregon State, 3/25/14	34
3. vs. Ole Miss, 1/30/14	32
at Mississippi State, 1/6/13	32
5. vs. Georgia, 2/27/14	30
vs. Savannah State, 12/28/13	30
vs. Seton Hall, 11/17/13	30

Attempts	FTA
1. at Mississippi State, 1/6/13	50
2. vs. Savannah State, 12/28/13	48
3. vs. Savannah State, 12/14/14	47
4. vs. Missouri, 2/2/14	46
5. vs. Seton Hall, 11/17/13	44
vs. SC State, 12/21/12	44

Percentage (Min. 10 FTA)	FTM-A	Pct
1. vs. Alabama, 1/19/14	10-11	.909
2. vs. Auburn, 1/2/09	23-26	.885
3. vs. San Diego State, 11/28/09	14-16	.875
4. at Mississippi State, 2/6/14	20-23	.870
5. at Alabama, 1/8/15	17-20	.850
at Kentucky, 2/20/14	17-20	.850

Rebounding

Total	Rebs
1. vs. College of Charleston, 11/14/13	62
2. at Florida, 1/20/13	59
3. vs. Hampton, 11/22/12	57
4. vs. Savannah State, 12/14/14	56
5. vs. Kentucky, 1/11/15	55

Margin	Rebs	Margin
1. vs. Savannah State, 12/14/14	56-21	+35
2. at Alabama, 2/7/13	53-24	+29
3. vs. Hampton, 12/17/14	48-21	+27
4. vs. SC State, 12/22/13	47-21	+26
vs. Florida Gulf Coast, 11/23/12	46-20	+26

Assists

Game	Assists
1. vs. NC Central, 12/11/14	26
2. vs. San Diego State, 11/23/14	25
vs. Clemson, 11/20/14	25
vs. Alabama, 1/19/14	25
vs. Charleston Southern, 11/8/13	25

Steals

Game	Steals
1. vs. NC Central, 12/11/14	21
vs. Furman, 12/11/11	21
3. vs. San Diego State, 11/23/14	18
4. vs. Charleston Southern, 11/8/13	17
5. vs. NC State, 12/12/10	16
vs. USC Upstate, 12/16/08	16

Blocked Shots

Game	Blocks
1. vs. Arkansas, 3/6/15	15
2. at Mississippi State, 2/6/14	14
vs. Kentucky, 1/9/14	14
4. at Kentucky, 3/1/15	12
vs. Charleston Southern, 11/14/13	12

Turnovers

Fewest	TOs
1. at Tennessee, 2/2/12	4
2. vs. Tennessee, 2/23/15	5
vs. Syracuse, 11/28/14	5
at Missouri, 2/28/13	5
vs. Georgia, 3/2/12	5
vs. Ole Miss, 3/3/11	5

Most	TOs
1. at Wake Forest, 12/3/08	32
2. vs. Hampton, 11/22/12	29
vs. Kentucky, 1/15/12	29
4. at Kentucky, 1/13/11	28
5. vs. Jacksonville, 12/30/08	26

The Last Time...

Individual

Scored 50 Points

South Carolina 51, Jocelyn Penn vs. Stetson, 1/4/03
Opponent Never

Scored 40 Points

South Carolina 51, Jocelyn Penn vs. Stetson, 1/4/03
Opponent 46, Cornelia Gayden, LSU, 1/14/95

Scored 30 Points

South Carolina 30, Ieasia Walker vs. Clemson, 11/18/10
Opponent 32, LaQueta Ferguson, Florida International, 11/25/07

Grabbed 20 Rebounds

South Carolina 25, Kelsey Bone vs. Boston University, 12/28/09
Opponent 24, Courtney Paris, Oklahoma, 12/30/07

Grabbed 15 Rebounds

South Carolina 19, A'ja Wilson at Kentucky, 3/1/15
Opponent 17, Briana Day, Syracuse, 11/28/14

Two Players with 20 or More Points

South Carolina Tiffany Mitchell 20/A'ja Wilson 20 vs. Vanderbilt, 2/15/15
Opponent Kaleena Mosqueda-Lewis 23/Breanna Stewart 22 at UConn, 2/9/15

Two Players with 10 or More Rebounds

South Carolina Alaina Coates 14/A'ja Wilson 10 vs. Auburn, 1/2/15
Opponent Shela Boykin 12/Danielle Ballard 12, LSU, 2/12/15

Had 10 Assists

South Carolina 10, Tina Roy vs. Savannah State, 12/14/14
Opponent 11, Marneshia Richard, Mississippi State, 1/21/07

Had Five Steals

South Carolina 5, Tiffany Mitchell at Arkansas, 2/19/15
Opponent 5, Danielle Ballard, LSU, 2/12/15

Had Five Blocked Shots

South Carolina 5, Alaina Coates vs. Alabama, 1/29/15
Opponent 5, Breanna Stewart, at UConn, 2/9/15

Had a Double-Double

South Carolina Alaina Coates (18 pts/10 rebs) vs. North Carolina, 3/27/15
Opponent Stephanie Mavunga (10 pts/13 rebs), North Carolina, 3/27/15

Two Players had a Double-Double

South Carolina Alaina Coates (11 pts/14 rebs)/A'ja Wilson (12 pts/10 rebs) vs. Auburn, 1/2/15
Opponent Sheila Boykin (12 pts/12 rebs)/Danielle Ballard (16 pts/12 rebs), LSU, 2/12/15

Three Players had a Double-Double

South Carolina Ashley Bruner (16 pts/12 rebs)/Aleighsa Welch (16 pts/ 11 rebs)/Elem Ibiam (12 pts/10 rebs) vs. Kansas, 3/25/13
Opponent Merlakia Jones (26 pts/10 rebs)/Takilya Davis (19 pts/13 rebs)/DeLisha Milton (14 pts/15 rebs), at Florida, 2/20/94

Had a Triple-Double

South Carolina Iva Sliskovic (18 pts, 15 rebs, 10 assts) vs. High Point, 12/20/06
Opponent Never

Team

Scored 100 Points

South Carolina 102 vs. North Carolina A&T, 3/21/08
Opponent 103, Clemson, 11/21/03

Won by 30 or More Points

South Carolina 89-59 (30) vs. Vanderbilt, 2/15/15
Opponent 66-34 (32), Georgia, 3/4/11

Shot 65% or Better from the Field

South Carolina .652 (45-69) vs. East Tennessee State, 12/19/00
Opponent Never

Shot 60% or Better from the Field

South Carolina .612 (30-49) vs. Florida State, 3/29/15
Opponent .604 (29-48), Vanderbilt, 1/18/01

Shot 50% or Better from the Field

South Carolina .612 (30-49) vs. Florida State, 3/29/15
Opponent .554 (31-56), at UConn, 2/9/15

No Players in Double-Figure Points

South Carolina at Auburn, 1/19/12
Opponent at Georgia, 2/5/15

Five Players in Double-Figure Points

South Carolina at Ole Miss, 2/1/15
Opponent Arkansas, 2/14/10

More Than Five Players in Double-Figure Points

South Carolina 6 vs. Syracuse, 3/22/15
Opponent 6 at Georgia, 2/13/03

Faced AP Top-25 Opponent

Win 80-74 vs. No. 7 Florida State, 3/29/15
Loss 56-67 at No. 13 Kentucky, 3/1/15

Faced AP Top-10 Opponent

Win 80-74 vs. No. 7 Florida State, 3/29/15
Loss 87-62 at No. 2 UConn, 2/9/15

Faced AP Top-5 Opponent

Win 62-46 vs. No. 5 Tennessee, 3/8/15
Loss 87-62 at No. 2 UConn, 2/9/15

Faced AP No. 1 Team

Win Never
Loss 49-53 vs. No. 1 Stanford, 12/19/12

Overtime Game

Win 58-55 vs. Drexel, 11/28/12
Loss 65-57 at Texas A&M, 1/16/14

Double-Overtime Game

Win 92-91 at Florida State, 2/4/91
Loss 92-94 at Clemson, 11/19/09

South Carolina Was Ranked (AP Poll)

No. 1 2/9/15
Top 10 No. 3, 3/17/15
Top 25 No. 3, 3/17/15



Dawn Staley

Head Coach
8th Season at South Carolina
Virginia, 1992



When three-time Olympic gold medalist Dawn Staley took the reins of the University of South Carolina women's basketball program on May 10, 2008, the Gamecocks' stature immediately rose not just in the Southeastern Conference but on the national stage as well. Building on a foundation of hard work, defensive effort and a "team first" mentality, South Carolina began to realize those expectations in 2011-12, and the program has continued to thrive. The Gamecocks boast four straight 25-win seasons, which include two SEC regular-season championships (2014, 2015), an SEC Tournament title (2015), an NCAA Final Four appearance (2015) and two other Sweet 16 seasons (2012, 2014), the program's first ever No. 1 national ranking and a school-record 34 wins in 2014-15. Staley's success has united every demographic in the state of South Carolina as the Gamecocks' fan based has tripled over the last three seasons, leading the nation in home attendance in 2014-15 at 12,293 fans per game and pacing the country in attendance increase in 2013-14 and 2014-15.

While her coaching career is blossoming, Staley is still recognized for her body of work as one of the most decorated participants in United States women's basketball history. The Naismith Memorial Basketball Hall of Fame solidified her legacy with her enshrinement into the Hall as part of the Class of 2013. The Phoenix Club of Philadelphia established the Dawn Staley Award recognizing the nation's top guard in women's Division I basketball in 2013 as well. Staley was inducted into the Women's Basketball Hall of Fame as part of the Class of 2012 and was one of the final nominees for induction to the U.S. Olympic Hall of Fame the same year. In the summer of 2011, the WNBA recognized her as one of the league's "Top 15," honoring the most influential players in the league's history.

In her 15 seasons as a head coach, Staley has amassed a 327-154 record, including her 155-74 slate in seven seasons at South Carolina. She has led her teams to six 25-win seasons, a total of 12 postseason appearances (two WNIT) and 34 weeks in the Associated Press top 10, including 12 in the No. 1 spot.

At the helm of the Gamecocks over the last seven seasons, Staley has been named National Coach of the Year (2014, Basketball Times), a Naismith National Coach of the Year Finalist (2014, 2015), SEC Coach of the Year (2014, Coaches and AP; 2015, Coaches) and BCA Female Coach of the Year (2012). She has coached two All-Americans, 16 All-SEC selections, six SEC All-Freshman team selections, two SEC Player of the Year choices, an SEC Sixth Player of the Year, an SEC Defensive Player of the Year and three SEC Freshman of the Year winners. South Carolina has turned in historic seasons each of the last four, especially standing out among the program's 24 seasons in the SEC, posting 25 wins in 2011-12 and 2012-13, 29 wins in 2013-14 and a school-record 34 victories in 2014-15. The Gamecocks have won more SEC games than the season before in each of Staley's last six seasons, and her 67 SEC victories are more than any other Gamecock coach, accounting for 51.1 percent of the program's total 131 league wins. She has helped the Gamecocks to four of the program's five top-four finishes in the SEC, including the first regular-season championship in 2013-14 and a share of the same title in 2014-15. Her 113 overall wins in the last four seasons mark the most successful four-year stretch in program history. Off the court, Staley's Gamecocks have been active in the community and thriving in the classroom. Every student-athlete who completed her eligibility under Staley at South Carolina has graduated or is on track to graduate, and the team GPA has been over 3.0 for the last six semesters. During the historic 2014-15 season, eight Gamecocks posted at least a 3.0 GPA for the year.

Coaching Highlights

College

- 10 NCAA Tournament Appearances (4 at South Carolina)
- 10 20-Win Seasons (4 at South Carolina)
- 3 Regular-Season Conference Titles (SEC 2014, 2015; A-10 2008)
- 5 Conference Tournament Titles (SEC 2015; A-10 2002, 2004, 2005, 2006)
- 2-time Naismith National Coach of the Year Finalist (2014, 2015)
- Basketball Times National Coach of the Year (2014)
- 3-time WBCA Region Coach of the Year (Region 3 2014, 2015; Region 1 2005)
- Four-time Conference Coach of the Year (SEC 2014, 2015; A-10 2004, 2005)

USA Basketball

- Senior National Team Asst. Coach (2006-08, 2014-16) – FIBA World Championship gold medal (2014), Beijing Olympics gold medal (2008), FIBA Americas Championship gold medal (2007), FIBA World Championship bronze medal (2006)
- U19 National Team Head Coach – FIBA U19 World Championship gold medal (2015)
- U18 National Team Head Coach – FIBA U18 Americas Championship gold medal (2014)
- Pan Am Games Head Coach – Gold medal (2007)

Playing Highlights

U.S. Professional – 11 seasons

- Five-time WNBA All-Star (2001, 2002, 2003, 2005, 2006)
- Two-time ABL All-Star (1997, 1998)
- WNBA All-Decade Team

USA Basketball

- Olympic gold medalist (1996, 2000, 2004)
- Flag bearer for U.S. in Olympic Games Opening Ceremony (2004)
- Two-time USA Basketball Female Athlete of the Year (1994, 2004)

College – Virginia (1989-92)

- Kodak All-America (1990, 1991, 1992)
- Honda-Broderick Cup Award for Collegiate Female Athlete of the Year (1991)
- Two-time ACC Player of the Year (1991, 1992)
- NCAA Tournament MOP (1991)

Other Notables

- Naismith Memorial Basketball Hall of Fame, Class of 2013
- Order of the Palmetto Recipient (2013)
- Women's Basketball Hall of Fame, Class of 2012

Year-by-Year Coaching Record

Year	School	Record	Conf. Rec.	Conf. Finish	Postseason
2000-01	Temple	19-11	11-5	2nd East	WNIT
2001-02	Temple	20-11	12-4	2nd East	A-10 Tourn. Champ./NCAA 1st Round
2002-03	Temple	14-15	9-7	2nd East	
2003-04	Temple	21-10	14-2	1st East	A-10 Tourn. Champ./NCAA 1st Round
2004-05	Temple	28-4	16-0	1st East*	A-10 Tourn. Champ./NCAA 2nd Round
2005-06	Temple	24-8	12-4	3rd	A-10 Tourn. Champ./NCAA 1st Round
2006-07	Temple	25-8	13-1	2nd	NCAA 2nd Round
2007-08	Temple	21-13	12-2	T-1st	NCAA 1st Round
2008-09	South Carolina	10-18	2-12	11th	
2009-10	South Carolina	14-15	7-9	T-7th	
2010-11	South Carolina	18-15	8-8	T-5th	WNIT 2nd Round
2011-12	South Carolina	25-10	10-6	T-4th	NCAA Sweet 16
2012-13	South Carolina	25-8	11-5	T-4th	NCAA 2nd Round
2013-14	South Carolina	29-5	14-2	1st	NCAA Sweet 16
2014-15	South Carolina	34-3	15-1	T-1st	SEC Tourn. Champ./NCAA Final Four
Career	16th season	327-154	166-68		
At SC	8th season	155-74	67-43		



DONIYAH CLINEY

6-0 • R-Fr. • G • Neward, N.J. • Shabazz



- Received an initial eligibility waiver from the NCAA, allowing her to enroll in school but not compete
- After focusing on academics in the fall, began practicing with the team in the spring
- Ranked 13th in the nation among 2014 guards by *ProspectNation.com*
- Scored over 1,000 points in her career
- Named honorable mention all-state
- Averaged 13.4 points, 3.3 assists and 5.2 rebounds, shooting 48 percent from the field, including 39 percent from 3-point range as a senior (2013-14)
- Helped team to state titles her junior (2012-13) and senior (2013-14) seasons
- Played four seasons for Coach Vanessa Watson's Bulldogs

Miscellaneous

	Season	Career
Double-Double	0	0
20+ Points	0	0
10+ Points	0	0
10+ Rebounds	0	0
5+ Blocks	0	0
Tim-High Points	0	0
Tim-High Rebs.	0	0

Career Highs

Pts	
Rebs.....	
Blks	
Stls	
Assts	
Min.....	
FG	
FT	



#41

ALAINA COATES

6-4 • Jr. • C • Irmo, S.C. • Dutch Fork



Career Highlights

Preseason All-SEC First Team (Coaches, Media)	2015 Naismith Trophy Top 50 Watch List
2015 SEC All-Defensive Team	2014 SEC Co-6th Player of the Year (Coaches)
All-SEC 2nd Team (Coaches - 2014, 2015; AP - 2015)	2014 SEC Freshman of the Year (Coaches, AP)
2015 NCAA Greensboro Region MOP	2014 Freshman All-America First Team (Full Court)
2015 SEC All-Tournament Team	2014 SEC All-Freshman Team
No. 25 Player in the Nation, espnW (2014-15)	5-time SEC Freshman of the Week (2013-14)

- Named All-SEC Second Team for second-straight season and All-Defensive Team
- Second in the SEC in double-doubles (12), fourth in rebounding average (7.9) and 20th in scoring average (11.1) ... among top 10 in blocks (4th, 1.5/gm), offensive rebs 10th, 2.8/gm) and FT %age (10th, .696)
- Scored in double figures 24 times and posted double-digit rebounds 14 times
- Was the team's top scorer five times – Southern Cal, at Alabama, vs. LSU, Syracuse (NCAA), vs. North Carolina (NCAA)
- Led team in rebounds 16 times – Southern Cal, Clemson, Wisconsin, Charlotte, at Duke, Savannah State, at Hampton, Auburn, at Florida, Texas A&M, Alabama, at Ole Miss, at Arkansas, Mississippi St., vs. Tennessee, vs. North Carolina (NCAA)
- Was the team's second-leading scorer in NCAA Tournament action, posting 14.0 points per game on a team-high 68.4 percent shooting
- Named NCAA Greensboro Region Most Outstanding Player after averaging 16.0 points on 62.5 percent shooting

Miscellaneous

	Season	Career
Double-Double	12	22
20+ Points	2	8
10+ Points	24	47
10+ Rebounds	14	25
5+ Blocks	1	3
Tim-High Points	5	12
Tim-High Rebs.	16	34

Career Highs

Pts	24, 2x, last vs. Ole Miss, 1/30/14
Rebs	17 vs. Kentucky, 1/9/14
Blks	5, 3x, last vs. Alabama, 1/29/15
Stls	3, 2x, last at Florida, 1/19/15
Assts	3, 3x, last vs. Savannah St., 3/20/15
Min	30 vs. Southern Cal, 11/15/14
FG	11 vs. Vanderbilt, 1/5/14
FT	11 at San Diego St., 11/23/13

Career Stats at South Carolina

Year	GP	GS	Min	Avg	FG	FGA	Pct	3FG	FGA	Pct	FT	FTA	Pct	Off	Def	Tot	Avg	PF	FO	A	TO	Blk	Stl	Pts	Avg
2013-14	34	1	668	19.6	148	242	.612	0	0	—	121	185	.654	82	203	285	8.4	83	1	11	57	73	17	417	12.3
2014-15	36	5	760	21.1	141	251	.562	0	0	—	117	168	.696	99	186	285	7.9	62	0	28	50	53	19	399	11.1
Career	70	6	1428	20.4	289	493	.586	0	0	—	238	353	.674	181	389	570	8.1	145	1	39	107	126	36	816	11.7



SHAY COLLEY

5-8 • Fr. • G • Brampton, Ontario • SECS



Career Highlights

2014 FIBA Americas U18 Championship (Canada), silver medal
 2010 FIBA U17 World Championship (Canada), bronze medal

- Named All-SEC Second Team for second-straight season and All-Defensive Team
- Second in the SEC in double-doubles (12), fourth in rebounding average (7.9) and 20th in scoring average (11.1) ... among top 10 in blocks (4th, 1.5/gm), offensive rebs 10th, 2.8/gm) and FT %age (10th, .696)
- Scored in double figures 24 times and posted double-digit rebounds 14 times
- Was the team's top scorer five times – Southern Cal, at Alabama, vs. LSU, Syracuse (NCAA), vs. North Carolina (NCAA)
- Led team in rebounds 16 times – Southern Cal, Clemson, Wisconsin, Charlotte, at Duke, Savannah State, at Hampton, Auburn, at Florida, Texas A&M, Alabama, at Ole Miss, at Arkansas, Mississippi St., vs. Tennessee, vs. North Carolina (NCAA)
- Was the team's second-leading scorer in NCAA Tournament action, posting 14.0 points per game on a team-high 68.4 percent shooting
- Named NCAA Greensboro Region Most Outstanding Player after averaging 16.0 points on 62.5 percent shooting

Miscellaneous

	Season	Career
Double-Double	0	0
20+ Points	0	0
10+ Points	0	0
10+ Rebounds	0	0
5+ Blocks	0	0
Tim-High Points	0	0
Tim-High Rebs.	0	0

Career Highs

Pts
Rebs
Blks
Stls
Assts
Min
FG
FT



BIANCA CUEVAS

5-6 • So. • G • Bronx, N.Y. • Nazareth Regional



Career Highlights

McDonald's All-America (2013-14)
New York Class AA co-Player of the Year (2013-14)

- Scored in double figures eight times, including one 20-point game
- Was the team's top scorer twice - at Ole Miss, at Georgia
- Led team in assists eight times - San Diego State, vs. Central Michigan, at Florida, Alabama, Vanderbilt, vs. Arkansas, Savannah St., Notre Dame
- Averaged 7.0 points on 41.4 percent shooting in NCAA Tournament play
- Tied school record for games played in a season (37, 2014-15)

Miscellaneous

	2014-15	Career
20+ Points	1	1
10+ Points	8	8
5+ Assists	5	5
Tm-High Points	2	2
Tm-High Assists	8	8

Career Highs

Pts	21 at Ole Miss, 2/1/15
Rebs	4, 3x, last at Georgia, 2/5/15
Blks	2 vs. NC Central, 12/1/14
Stls	4, 2x, last vs. Savannah State, 12/14/14
Assts	5, 5x, last vs. Savannah State, 3/20/15
Min	30 vs. Southern Cal, 11/15/14
FG	7 at Georgia, 2/5/15
3FG	2, 4x, last at Georgia, 2/5/15
FT	9 at Ole Miss, 2/1/15

Career Stats at South Carolina

Year	GP	GS	Min	Avg	FG	FGA	Pct	3FG	FGA	Pct	FT	FTA	Pct	Off	Def	Tot	Avg	PF	FO	A	TO	Blk	Stl	Pts	Avg
2014-15	37	0	536	14.5	74	200	.370	16	72	.222	45	58	.776	13	35	48	1.3	44	1	64	60	5	42	209	5.6



ASIA DOZIER

6-0 • Sr. • G/F • Columbia, S.C. • Spring Valley



Career Highlights

Three-time SEC Academic Honor Roll

- Team captain
- Played in every game, joining the starting lineup against Charlotte (Dec. 4)
- Led the team in assists three times – vs. Wisconsin, vs. Liberty, Auburn
- Paced team in scoring one time – at Duke
- Scored in double figures four times
- Posted 5.2 points per game on 61.5 percent shooting, including 6-of-10 from 3-point range, and handed out 2.8 assists per game in NCAA Tournament play

Miscellaneous

	Season	Career
10+ Points	4	13
10+ Rebounds	0	1
5+ Assists	0	8
Tm-High Points	1	2
Tm-High Rebs.	3	13

Career Highs

Pts	16, 2x, at San Diego State, 11/23/13
Rebs	10 vs. Elon, 11/9/12
Blks	3 at Kentucky, 3/1/15
Stls	2, 8x, last vs. LSU, 3/7/15
Assts	6, 2x, last vs. Georgia, 3/7/14
Min	40 at Arkansas, 1/2/14
FG	6, 2x, last at Alabama, 1/8/15
3FG	4, 2x, last vs. Syracuse, 3/22/15
FT	4, 3x, last vs. Florida State, 3/29/15

Career Stats at South Carolina

Year	GP	GS	Min	Avg	FG	FGA	Pct	3FG	FGA	Pct	FT	FTA	Pct	Off	Def	Tot	Avg	PF	FO	A	TO	Blk	Stl	Pts	Avg
2012-13	31	0	398	12.8	28	134	.209	16	91	.176	11	24	.458	19	42	61	2.0	35	1	25	20	4	8	83	2.7
2013-14	34	32	911	26.8	72	211	.341	33	103	.320	28	44	.636	18	77	95	2.8	63	0	92	68	7	21	205	6.0
2014-15	37	30	615	16.6	55	133	.414	29	87	.333	10	13	.769	2	36	38	1.0	27	0	67	33	7	20	149	4.0
Career	102	62	1924	18.9	155	478	.324	78	281	.278	49	81	.605	39	155	194	1.9	125	1	184	121	18	49	437	4.3



KAYDRA DUCKETT

5-8 • So. • G • Columbia, S.C. • Dreher



Career Highlights

2014 S.C. Basketball Coaches Association 3A Player of the Year
 2014 WBCA Honorable Mention (HS) All-America

- Played in 20 games, including 10 SEC outings and two NCAA Tournament games
- Made her SEC debut at LSU (Jan. 4)

Career Highs

Pts2, 2x, last vs. Savannah State, 12/14/14
Rebs.....4 vs. Savannah State, 12/14/14
Blks1, 2x, last vs. Central Michigan, 12/20/14
Stls.....1, 4x, last vs. Savannah State, 12/14/14
Assts1, 3x, last vs. Syracuse, 3/22/15
Min.....7 vs. Savannah State, 12/14/14
FG1 vs. NC Central, 12/1/14
FT.....2 vs. Savannah State, 12/14/14

Career Stats at South Carolina

Year	GP	GS	Min	Avg	FG	FGA	Pct	3FG	FGA	Pct	FT	FTA	Pct	Off	Def	Tot	Avg	PF	FO	A	TO	Blk	Stl	Pts	Avg
2014-15	20	0	52	2.6	1	13	.077	0	1	.000	2	4	.500	4	7	11	0.6	4	0	3	1	2	4	4	0.2



#44 INDIA FARMER

6-0 • Jr. • F • N. Myrtle Beach, S.C. • North Myrtle Beach



Career Highlights

Two-time SEC Academic Honor Roll

- Played in 16 games this season, including five SEC contests
- Added a pair of free throws to win at Florida (Jan. 19)
- Scored first point of the season with a free throw vs. San Diego State (Nov. 23)
- Made season debut vs. Clemson (Nov. 20)

Career Highs

Pts3, 2x, last vs. Alabama, 1/19/14
Rebs..... 3 vs. NC Central, 12/2/13
Blks1 vs. Savannah State, 12/28/13
Stls..... 1 at Florida, 1/19/15
Min..... 11 vs. NC Central, 12/2/13
FG1, 2x, last vs. Alabama, 1/19/14
FT..... 2 at Florida, 1/19/15

Career Stats at South Carolina

Year	GP	GS	Min	Avg	FG	FGA	Pct	3FG	FGA	Pct	FT	FTA	Pct	Off	Def	Tot	Avg	PF	FO	A	TO	Blk	Stl	Pts	Avg
2013-14	18	0	48	2.7	2	7	.286	2	4	.500	0	0	—	2	4	6	0.3	4	0	0	1	1	0	6	0.3
2014-15	16	0	37	2.3	0	4	.000	0	2	.000	4	6	.667	5	3	8	0.5	1	0	0	1	0	1	4	0.3
Career	34	0	85	2.5	2	11	.182	2	6	.333	4	6	.667	7	7	14	0.4	5	0	0	2	1	1	10	0.3



#24

SARAH IMOV BIOH

6-2 • Sr. • F • Abuja, Nigeria • Virginia



Career Highlights

2011 Parade All-America (HS)

- Played three seasons at Virginia (2013-15), ranking among the ACC's top 15 in rebounding and top 10 in field goal percentage each season
- Closed out her Cavalier experience ranking 19th in the nation with an ACC-best 10.8 rebounds per game (2014-15) while shooting 58.4 percent from the field to rank third in the league
- Was among the ACC's top 25 scorers as a junior (2014-15), netting 12.6 points per game to average a double-double for the season
- Posted 13 double-doubles in 2014-15 to finish her career with 27 to rank ninth in program history
- Became the 30th member of the Cavalier's 1,000-point club and is ninth all-time in career rebounding (793)
- Ranked eighth in the ACC in field goal percentage as a sophomore (2013-14), hitting 54.5 percent from the field, after leading the league with a .591 percentage as a freshman
- Ranked the No. 15 post player in the 2011 class by ESPN Hoopgurlz
- Named a 2011 *Parade* All-American after averaging 29.0 points and 22.6 rebounds her senior season
- Led St. Anne's-Belfield to the VIS Division II state championship game

Miscellaneous

	Season	Career
Double-Double	0	0
20+ Points	0	0
10+ Points	0	0
10+ Rebounds	0	0
5+ Blocks	0	0
Tim-High Points	0	0
Tim-High Rebs.	0	0

Career Highs

Pts
Rebs
Blks
Stls
Assts
Min
FG
FT



TIFFANY MITCHELL

5-9 • Sr. • G • Charlotte, N.C. • Providence Day



Career Highlights

Preseason All-America (AP, Lindy's, Athlon, SI)	2015 NCAA Greensboro Region All-Tournament Team
Preseason SEC Player of the Year (Coaches, Media)	No. 4 Player in the Nation, espnW (2014-15)
Preseason All-SEC First Team (Coaches, Media)	2015 Preseason All-America (AP, SI, ESPN)
Two-time SEC Player of the Year (Coaches – 2014, 2015; AP - 2015)	2015 FIBA 3x3 World Championships Gold Medal (USA)
Two-time All-SEC First Team (Coaches – 2014, 2015; AP – 2014, 2015)	2014 WBCA All-America
2015 All-America First Team (ESPN, AP, USBWA)	2014 All-America Third Team (AP, Full Court)
2015 Dawn Staley Award Finalist	2014 Wooden Award Final Ballot, Wade Trophy Watch List, Dawn Staley Award Watch List
2015 Naismith Finalist	2014 WBCA All-Region 3
2015 Wooden Award All-America Team/Finalist	2014 SEC All-Defensive Team
2015 Wade Watch List	2013 SEC All-Freshman Team
2015 Capital One Academic All-District 4	

- Team captain
- Became program's first to be named finalist for all three national player of the year awards – Naismith Trophy, Wooden Award, Wade Trophy
- Named First-Team All-America by ESPN, AP and USBWA in addition to WBCA All-America honors, becoming Gamecocks' first back-to-back All-American since Marsha Williams in 1992 and 1993
- Won The Dawn Staley Award as best guard in the nation
- First woman in the SEC to earn consecutive outright league Player of the Year honors since 2005 and 2006
- With teammate Aleighsa Welch, first Gamecocks to make multiple appearances on All-SEC First Team since Jocelyn Penn in 2002 and 2003
- Became 19th Gamecock to post 1,000 career points with 200 career assists, ranking seventh in scoring among that group
- Sixth in SEC in scoring (14.4), second in field goal percentage (.500), third in free throw percentage (.838), 10th in assists (2.9) and 11th in steals (1.8) – only full-season SEC player to rank among the league's top 15 in scoring, assists and steals
- Field goal and free throw percentages ranked among top 50 in the nation, 50th and 46th, respectively
- Averaged 14.2 points and 4.2 assists in NCAA Tournament play
- Scored in double figures a team-high 30 times, including five games of 20 or more points
- Was team's top scorer a team-high 17 times – Southern Cal, San Diego St., Syracuse, at Hampton, vs. Central Michigan, Kentucky, at Missouri, at Florida, at UConn, Vanderbilt, at Arkansas, Mississippi St., vs. Arkansas, vs. Tennessee, Syracuse (NCAA), vs. North Carolina (NCAA), vs. Florida St. (NCAA)
- Led team in assists 12 times – Clemson, at Duke, Auburn, Kentucky, Texas A&M, at Georgia, at UConn, Tennessee, at Kentucky, Syracuse (NCAA), vs. North Carolina (NCAA), vs. Florida St. (NCAA)
- Tied school record for games played in a season (37, 2014-15)
- Career record book standings – 8th in free throws made (323), 16th in points (1,364)
- Holds single-season records for 3-point field goal percentage (.541 in 2013-14), free throws made (157 in 2013-14), games started and games played (37 in 2014-15)
- Holds single-game record for 3-point field goal percentage, hitting 6-of-6 (1.000) against San Diego State on Nov. 23, 2014

Miscellaneous

	Season	Career
Double-Double	0	4
20+ Points	5	13
10+ Points	30	75
10+ Rebounds	0	7
5+ Assists	4	11
5+ Steals	3	8
Tm-High Points	17	37
Tm-High Rebs.	1	10
Tm-High Assists	12	29

Career Highs

Pts	25 vs. Georgia, 2/27/14
Rebs	11, 5x, last at Arkansas, 1/2/14
Blks	3 at Arkansas, 2/19/15
Stls	7 vs. NC Central, 12/2/14
Assts	9 at San Diego State, 11/23/13
Min	40, 2x, last vs. Florida State, 3/29/15
FG	8, 6x, last vs. Florida State, 3/29/15
3FG	6, 2x, last at Hampton, 12/17/14
FT	13 vs. CSU Northridge, 3/23/14

Career Stats at South Carolina

Year	GP	GS	Min	Avg	FG	FGA	Pct	3FG	FGA	Pct	FT	FTA	Pct	Off	Def	Tot	Avg	PF	FO	A	TO	Blk	Stl	Pts	Avg
2012-13	33	30	927	28.1	107	282	.379	22	60	.367	68	111	.613	60	109	169	5.1	64	1	43	82	4	44	304	9.2
2013-14	34	34	1066	31.4	165	335	.493	40	74	.541	157	198	.793	41	149	190	5.6	63	0	118	97	8	62	527	15.5
2014-15	37	37	1106	29.9	189	378	.500	57	137	.416	98	117	.838	28	87	115	3.1	64	1	106	82	11	65	533	14.4
Career	104	101	3099	29.8	461	995	.463	119	271	.439	323	426	.758	129	345	474	4.6	191	2	267	261	23	171	1364	13.1



#23

TINA ROY

5-11 • Sr. • G • Kaplan, La. • Kaplan



Career Highlights

Two-time SEC Academic Honor Roll

- Played in all but one game
- Scored in double figures five times
- Led the team in assists eight times – Southern Cal, Syracuse, Savannah State, Central Michigan, at LSU, vs. Arkansas, vs. LSU (SEC Tourn), vs. Tennessee (SEC Tourn)
- Brought a steady hand to the offense in the NCAA Sweet 16 game against #15/12 North Carolina (Mar. 27), running the team from the point guard position and hitting four 3s, including one that stopped a 7-0 run to shift momentum back to the Gamecocks
- Averaged 6.3 points and team-high 3.7 assists in SEC Tournament (3 games)
- Powered Gamecocks into SEC Tournament final with season-high 15 points against LSU (Mar. 7) in the semifinals, hitting 4-of-5 3-pointers in the second period to turn four-point halftime deficit into 20-point victory

Miscellaneous

	Season	Career
10+ Points	5	12
5+ Assists	3	5
Tm-High Points	0	2
Tm-High Assists	8	11

Career Highs

Pts	15, 2x, last vs. LSU, 3/7/15
Rebs	8 at Mississippi State, 2/6/14
Blks	2 at Mississippi State, 2/6/14
Stls	3 vs. Southern Cal, 11/15/14
Assts	10 vs. Savannah State, 12/14/14
Min	31 vs. Vanderbilt, 1/5/14
FG	5, 4x, last vs. LSU, 3/7/15
3FG	5, 2x, last vs. LSU, 3/7/15
FT	4 at Southern Cal, 11/25/13

Career Stats at South Carolina

Year	GP	GS	Min	Avg	FG	FGA	Pct	3FG	FGA	Pct	FT	FTA	Pct	Off	Def	Tot	Avg	PF	FO	A	TO	Blk	Stl	Pts	Avg	
2011-12	34	0	383	11.3	53	181	.293	32	127	.252	10	22	.455	20	29	49	1.4	20	0	10	15	1	9	148	4.4	
2012-13	— Did Not Play —																									
2013-14	34	1	553	16.3	44	146	.301	20	86	.233	14	23	.609	13	56	69	2.0	19	0	48	23	9	6	122	3.6	
2014-15	36	0	568	15.8	59	152	.388	46	119	.387	2	5	.400	8	59	67	1.9	19	0	78	34	5	7	166	4.6	
Career	104	1	1504	14.5	156	479	.326	98	332	.295	26	50	.520	41	144	185	1.8	58	0	136	72	15	22	436	4.2	



KHADIJAH SESSIONS

5-8 • Sr. • G • Myrtle Beach, S.C. • Myrtle Beach



Career Highlights

Three-time SEC Academic Honor Roll | 2012 SCBA Class 4A Player of the Year
 2012 Parade All-America (HS)

- Played in every game, starting all but the season opener
- Ranked 11th in the SEC in assists (2.8) and 10th in steals (1.8)
- Led the team in assists 11 times – NC Central, Charlotte, at Hampton, Auburn, at Alabama, at Missouri, at Ole Miss, at Arkansas, Tennessee, Mississippi State, vs. Tennessee
- Tied school record for games played in a season (37, 2014-15)

Miscellaneous

	Season	Career
10+ Points	5	20
5+ Assists	4	9
Tm-High Points	0	3
Tm-High Assists	11	22

Career Highs

Pts	19 vs. Auburn, 2/3/13
Rebs	6 vs. Clemson, 11/20/14
Blks	1, 8x, last vs. Vanderbilt, 2/15/15
Stls	4, 10x, last vs. Florida State, 3/29/15
Assts	8 vs. NC Central, 12/1/14
Min	37 at Southern Cal, 11/25/13
FG	6, 2x, last vs. Seton Hall, 11/17/13
3FG	3, 4x, last vs. LSU, 3/7/15
FT	8 vs. Auburn, 2/3/13

Career Stats at South Carolina

Year	GP	GS	Min	Avg	FG	FGA	Pct	3FG	FGA	Pct	FT	FTA	Pct	Off	Def	Tot	Avg	PF	FO	A	TO	Blk	Stl	Pts	Avg
2012-13	33	3	570	17.3	53	151	.351	13	54	.241	72	109	.661	22	24	46	1.4	43	0	36	49	3	21	191	5.8
2013-14	29	26	761	26.2	58	159	.365	18	59	.305	74	109	.679	9	38	47	1.6	60	0	77	45	1	28	208	7.2
2014-15	37	36	814	22.0	59	147	.401	20	64	.313	27	51	.529	26	63	89	2.4	63	0	105	49	4	68	165	4.5
Career	99	65	2145	21.7	170	457	.372	51	177	.288	173	269	.643	57	125	182	1.8	166	0	218	143	8	117	564	5.7



#40 JATARIE WHITE

6-4 • So. • F • Charlotte, N.C. • Providence Day



Career Highlights

2014 McDonald's All-America | 2x *Charlotte Observer* Player of the Year (2013, 2014)
 2014 WBCA All-America | 2x North Carolina Miss Basketball (2013, 2014)

- Played in 20 games, missing nine (Dec. 4 - Jan. 8) with a foot injury and three due to illness (Jan. 26-Feb. 1)
- Scored in double figures two times

Miscellaneous

	Season	Career
Double-Double	0	0
10+ Points	2	2
10+ Rebounds	0	0
5+ Blocks	0	0
Tm-High Points	0	0
Tm-High Rebs.	0	0

Career Highs

Pts	11 vs. Clemson, 11/20/14
Rebs	7 at Georgia, 2/5/15
Blks	2 at Georgia, 2/5/15
Stls	2 vs. Syracuse, 3/22/15
Assts	2, 2x, last vs. LSU, 2/12/15
Min	22 vs. San Diego St., 11/23/14
FG	5 vs. Clemson, 11/20/14
FT	2, 3x, last vs. Savannah St., 3/20/15

Career Stats at South Carolina

Year	GP	GS	Min	Avg	FG	FGA	Pct	3FG	FGA	Pct	FT	FTA	Pct	Off	Def	Tot	Avg	PF	FO	A	TO	Blk	Stl	Pts	Avg
2014-15	20	0	184	9.2	20	49	.408	0	0	—	9	14	.643	16	28	44	2.2	20	0	7	14	5	7	49	2.5



#22

A'JA WILSON

6-5 • So. • F • Hopkins, S.C. • Heathwood Hall



Career Highlights

Preseason All-America Second Team (Lindy's, SI)	2015 SEC All-Freshman Team
Preseason All-America Honorable Mention (AP)	USBWA National Freshman of the Week (Dec. 1-7)
Preseason All-SEC First Team (Media, Coaches)	Five-time SEC Freshman of the Week
2015 All-America Third Team (AP)	2014 National High School Player of the Year (WBCA, Naismith, Parade)
2015 All-America Honorable Mention (WBCA)	2014 McDonald's (HS) All-America
2015 WBCA All-Region 3	2014 Parade (HS) All-America
2015 SEC Freshman of the Year (Coaches, AP)	Three-time SCISA Player of the Year
2015 All-SEC First Team (Coaches, AP)	

- Earned Third-Team All-America honors from the Associated Press, the first Gamecock freshman to capture the honor
- Named SEC Freshman of the Year (Coaches, AP) and a First-Team All-SEC selection by the league's coaches
- Played in every game with one start (Southern Cal)
- Ranked 12th in the league in points (13.1) and rebounds (6.6) – only freshman among league's top 20 in both categories – coming in second in blocks (1.8)
- Recorded five double-doubles
- Scored in double figures 29 times with five 20-point games
- Led the team in scoring 15 times – Clemson, vs. Wisconsin, NCCU, Charlotte, Savannah State, vs. Liberty, Auburn, at LSU, Texas A&M, Alabama, LSU, Vanderbilt, at Kentucky, Savannah State (NCAA), vs. Notre Dame (NCAA)
- Was the team's top rebounder nine times – San Diego State, vs. Syracuse, NCCU, vs. Liberty, at LSU, at Alabama, Mississippi State, at Kentucky, Savannah State (NCAA)
- Averaged 3.0 blocks in the SEC Tournament (3 games), including four against Arkansas (Mar. 6) in quarterfinals

Miscellaneous

	Season	Career
Double-Double	5	5
20+ Points	5	5
10+ Points	29	29
10+ Rebounds	5	5
5+ Blocks	1	1
Tim-High Points	15	15
Tim-High Rebs.	9	9

Career Highs

Pts	26 vs. LSU, 2/12/15
Rebs	19 at Kentucky, 3/1/15
Blks	6 at Kentucky, 3/1/15
Stls	3, 4x, last vs. C. Michigan, 12/20/14
Assts	3, 4x, last vs. Savannah St., 3/20/15
Min	33 at Kentucky, 3/1/15
FG	8, 2x, last vs. Savannah State, 12/14/14
FT	11 vs. LSU, 2/12/15

Career Stats at South Carolina

Year	GP	GS	Min	Avg	FG	FGA	Pct	3FG	FGA	Pct	FT	FTA	Pct	Off	Def	Tot	Avg	PF	FO	A	TO	Blk	Stl	Pts	Avg
2014-15	37	1	734	19.8	177	329	.538	1	3	.333	131	198	.662	78	165	243	6.6	72	1	37	62	65	32	486	13.1



2014-15 South Carolina Basketball
South Carolina Combined Team Statistics (as of Apr 11, 2015)
All games



Overall record: 34-3 Conf: 15-1 Home: 16-0 Away: 9-2 Neutral: 9-1

##	Player	gp-gs	min	avg	Total		3-Point		F-Throw		Rebounds			avg	pf	dq	a	to	blk	stl	pts	avg
					fg-fga	fg%	3fg-fga	3fg%	ft-fga	ft%	off	def	tot									
25	MITCHELL, Tiffany	37-37	1106	29.9	189-378	.500	57-137	.416	98-117	.838	28	87	115	3.1	64	1	106	82	11	65	533	14.4
22	WILSON, A'ja	37-1	734	19.8	177-329	.538	1-3	.333	131-198	.662	78	165	243	6.6	72	1	37	62	65	32	486	13.1
41	COATES, Alaina	36-5	760	21.1	141-251	.562	0-0	.000	117-168	.696	99	186	285	7.9	62	0	28	50	53	19	399	11.1
24	WELCH, Aleighsa	37-37	973	26.3	153-274	.558	0-1	.000	31-75	.413	107	134	241	6.5	59	2	71	60	38	21	337	9.1
33	IBIAM, Elem	37-37	603	16.3	91-163	.558	0-0	.000	43-60	.717	51	86	137	3.7	79	1	11	44	34	9	225	6.1
01	CUEVAS, Bianca	37-0	536	14.5	74-200	.370	16-72	.222	45-58	.776	13	35	48	1.3	44	1	64	60	5	42	209	5.6
23	ROY, Tina	36-0	568	15.8	59-152	.388	46-119	.387	2-5	.400	8	59	67	1.9	19	0	78	34	5	7	166	4.6
05	SESSIONS, Khadijah	37-36	814	22.0	59-147	.401	20-64	.313	27-51	.529	26	63	89	2.4	63	0	105	49	4	68	165	4.5
31	DOZIER, Asia	37-30	615	16.6	55-133	.414	29-87	.333	10-13	.769	2	36	38	1.0	27	0	67	33	7	20	149	4.0
40	WHITE, Jatarie	20-0	184	9.2	20-49	.408	0-0	.000	9-14	.643	16	28	44	2.2	20	0	7	14	5	7	49	2.5
02	GAINES, Olivia	35-2	334	9.5	23-58	.397	3-8	.375	9-14	.643	13	25	38	1.1	42	1	32	16	3	20	58	1.7
15	DAVIS, Tiffany	16-0	84	5.3	6-16	.375	5-13	.385	6-9	.667	5	13	18	1.1	5	0	7	9	0	0	23	1.4
00	FARMER, India	16-0	37	2.3	0-4	.000	0-2	.000	4-6	.667	5	3	8	0.5	1	0	0	1	0	1	4	0.3
03	DUCKETT, Kaydra	20-0	52	2.6	1-13	.077	0-1	.000	2-4	.500	4	7	11	0.6	4	0	3	1	2	4	4	0.2
Team											69	82	151		1		13					
Total.....		37	7400		1048-2167	.484	177-507	.349	534-792	.674	524	1009	1533	41.4	562	7	616	528	232	315	2807	75.9
Opponents.....		37	7400		739-2116	.349	147-511	.288	378-557	.679	444	734	1178	31.8	738	25	353	595	111	248	2003	54.1

TEAM STATISTICS	SC	OPP	Date	Opponent	Score	Att.	
SCORING	2807	2003	11/15/14	SOUTHERN CAL	w 70-61	10057	
Points per game	75.9	54.1	11/20/14	CLEMSON	w 99-41	11012	
Scoring margin	+21.7	-	11/23/14	SAN DIEGO STATE	w 89-38	10301	
FIELD GOALS-ATT	1048-2167	739-2116	@ 11/27/14	vs Wisconsin	w 67-44	167	
Field goal pct	.484	.349	@ 11/28/14	vs #22/22 Syracuse	w 67-63	342	
3 POINT FG-ATT	177-507	147-511	12/01/14	NC CENTRAL	w 90-26	8823	
3-point FG pct	.349	.288	12/04/14	CHARLOTTE	w 82-61	9629	
3-pt FG made per game	4.8	4.0	12/07/14	at #9/8 Duke	w 51-50	6004	
FREE THROWS-ATT	534-792	378-557	12/14/14	SAVANNAH STATE	w 111-49	9605	
Free throw pct	.674	.679	12/17/14	at Hampton	w 69-49	4000	
F-Throws made per game	14.4	10.2	< 12/20/14	vs Central Michigan	w 80-45	2858	
REBOUNDS	1533	1178	< 12/21/14	vs Liberty	w 84-44	2659	
Rebounds per game	41.4	31.8	* 01/02/15	AUBURN	w 77-58	16465	
Rebounding margin	+9.6	-	* 01/04/15	at LSU	w 75-51	3438	
ASSISTS	616	353	* 01/08/15	at Alabama	w 102-59	2454	
Assists per game	16.6	9.5	* 01/11/15	#10/11 KENTUCKY	w 68-60	17156	
TURNOVERS	528	595	* 01/15/15	at Mizzou	w 60-49	1440	
Turnovers per game	14.3	16.1	* 01/19/15	at Florida	w 77-42	1503	
Turnover margin	+1.8	-	* 01/26/15	#12/10 TEXAS A&M	w 79-61	13546	
Assist/turnover ratio	1.2	0.6	* 01/29/15	ALABAMA	w 85-54	11927	
STEALS	315	248	* 02/01/15	at Ole Miss	w 77-59	1935	
Steals per game	8.5	6.7	* 02/05/15	at #22/21 Georgia	w 58-35	4896	
BLOCKS	232	111	02/09/15	at #2/2 Connecticut	L 62-87	10167	
Blocks per game	6.3	3.0	* 02/12/15	LSU	w 86-62	12342	
ATTENDANCE	196684	99307	* 02/15/15	VANDERBILT	w 89-59	15255	
Home games-Avg/Game	16-12293	11-4084	* 02/19/15	at Arkansas	w 73-56	1531	
Neutral site-Avg/Game	-	10-5438	* 02/23/15	#6/6 TENNESSEE	w 71-66	14390	
Score by Periods	1st	2nd	Totals	* 02/26/15	#11/13 MISS. STATE	w 69-50	15047
South Carolina	1365	1442	2807	* 03/01/15	at #13/15 Kentucky	L 56-67	7560
Opponents	947	1056	2003	^ 03/06/15	vs Arkansas	w 58-36	4630
				^ 03/07/15	vs LSU	w 74-54	5524
				^ 03/08/15	vs #5/5 Tennessee	w 62-46	5819
				\$ 03/20/15	SAVANNAH STATE	w 81-48	10644
				\$ 03/22/15	SYRACUSE	w 97-68	10485
				\$ 03/27/15	vs #15/12 North Carolina	w 67-65	6286
				\$ 03/29/15	vs #7/7 Florida State	w 80-74	6364
				\$ 04/05/15	vs #2/2 Notre Dame	L 65-66	19730

* = SEC game
 @ = Junkanoo Jam (Freeport, Bahamas)
 < = Subway Classic (Minneapolis)
 ^ = SEC Tournament (N. Little Rock, Ark.)
 \$ = NCAA Tournament (Columbia, S.C./Greensboro, N.C./Tampa, Fla.)