



2011-12 SOUTH CAROLINA BASKETBALL

OPENING TIP

Date: Saturday, January 7, 2012
Tipoff: 4 p.m. ET
Location: Lexington, Ky.
Arena: Rupp Arena (23,500)
Series: Kentucky leads, 44-10
Television: SEC Network (check local listings)
Talent: Carter Blackburn (pxp), Kyle Macy (analyst)
Radio: Andy Demetra (pxp), Casey Manning (analyst)
 Gamecock Radio Network

GAME 15



SOUTH CAROLINA
GAMECOCKS
(8-6, 0-0)

- VS -

NO. 2/2 KENTUCKY
WILDCATS
(14-1, 0-0)



Ranking: AP/Coaches (-/-)
Last Five: 4-1
Head Coach: Darrin Horn
Record at SC: 58-48 (4th)
Career Rec.: 169-96 (9th)
vs. UK: 3-3
SID: Emily Feeney

Stat Leaders (per game):
Points: Cooke (13.1)
Rebounds: Gill (5.1)
Assists: Jackson (2.1)
Blocks: Harris (2.1)
Steals: Cooke (2.0)

Ranking: AP/Coaches (2/2)
Last Five: 4-1
Head Coach: John Calipari
Record at UK: 78-13 (3rd)
Career Rec.: 523-153 (20th)
vs. SC: 6-1
SID: Peevy/Hayden

Stat Leaders (per game):
Points: Lamb (14.9)
Rebounds: Davis (10.6)
Assists: Teague (4.5)
Blocks: Davis (4.5)
Steals: Davis (1.4)

2011-12 SCHEDULE

DATE	OPPONENT (TV)	TIME/RESULT
Nov. 3	Kentucky Wesleyan& (SS)	W, 69-59
Nov. 11	Western Carolina (SS)	W, 75-50
Nov. 15	at Elon (SS)	L, 58-53
<i>Continental Tire Las Vegas Invitational</i>		
Nov. 20	Tennessee State (SS)	L, 64-63
Nov. 22	Mississippi Valley State (SS)	W, 61-57
Nov. 25	No. 1 North Carolina (ESPN2)	L, 87-62
Nov. 26	Southern California (ESPN3.com)	L, 63-60
<i>Big East/SEC Challenge</i>		
Dec. 1	Providence (ESPNU)	L, 76-67
Dec. 4	at Clemson (ESPNU)	W, 58-55
Dec. 13	Presbyterian (SS)	W, 66-58
Dec. 17	No. 2 Ohio State (ESPN)	L, 66-7
Dec. 21	Southeastern Louisiana (SS)	W, 62-43
Dec. 28	Wofford (CSS)	W, 57-45
Dec. 31	USC Upstate (SS)	W, 72-66
Jan. 3	SC State	W, 79-51
Jan. 7	at Kentucky* (SECN)	4 p.m.
Jan. 10	Vanderbilt* (ESPNU)	9 p.m.
Jan. 14	Florida* (CSS)	7 p.m.
Jan. 21	at Auburn* (SECN)	1:30 p.m.
Jan. 25	Alabama* (SECN)	8 p.m.
Jan. 28	at Ole Miss* (FSN)	7 p.m.
Feb. 2	at Florida* (ESPN/ESPN2)	9 p.m.
Feb. 4	Kentucky* (ESPN/ESPN2)	6 p.m.
Feb. 8	at Tennessee* (SECN)	8 p.m.
Feb. 11	at Arkansas* (SECN)	1:30 p.m.
Feb. 15	Georgia* (CSS)	7 p.m.
Feb. 18	LSU* (SECN)	1:30 p.m.
Feb. 22	at Vanderbilt* (SECN)	8 p.m.
Feb. 25	Tennessee* (FSN)	8 p.m.
Feb. 29	Mississippi State* (SECN)	8 p.m.
March 3	at Georgia* (SECN)	1:30 p.m.
<i>SEC Tournament</i>		
March 10	First Round (SECN)	TBA
March 11	Quarterfinals (SECN)	TBA
March 12	Semifinals (ABC)	TBA
March 13	Finals (ABC)	TBA

All home games in **bold** | All times listed Eastern
 * indicates SEC contest | & indicates exhibition | **SS**-SportSouth |
SECN-SEC Network | **CSS**-CharterSports SE

PROBABLE STARTERS (BASED ON PREVIOUS GAME)

South Carolina	Ht.	Wt.	Yr.	Hometown	PPG	RPG	MPG
G - #5, Eric Smith	5-11	210	So.	Mullins, S.C.	6.8	1.2	20.9
F - #30, Lakeem Jackson	6-5	238	Jr.	Charlotte, N.C.	5.3	3.6	22.5
F - #13, Anthony Gill	6-8	235	Fr.	Charlotte, N.C.	8.4	5.1	23.9
F - #15, Malik Cooke	6-6	215	R-Sr.	Charlotte, N.C.	13.1	4.8	30.4
F - #24, Damontre Harris	6-9	226	So.	Fayetteville, N.C.	5.7	5.0	23.8

Kentucky	Ht.	Wt.	Yr.	Hometown	PPG	RPG	MPG
F - #3, Terrence Jones	6-9	252	So.	Portland, Oregon	11.2	6.5	28.2
F - #14, M. Kidd-Gilchrist	6-7	232	Fr.	Somerdale, N.J.	13.9	7.9	30.5
F - #23, Anthony Davis	6-10	220	Fr.	Chicago, Ill.	12.7	10.6	28.9
G - #20, Doron Lamb	6-4	210	So.	Queens, N.Y.	14.9	3.6	30.5
G - #25, Marquis Teague	6-2	189	Fr.	Indianapolis, Ind.	10.4	2.3	30.5

CAROLINA QUICK HITS

- South Carolina is in its 104th season of basketball.
- The Gamecocks are led by fourth-year head coach Darrin Horn.
- South Carolina concluded its longest homestand of the season vs. SC State on Tuesday with a 79-51 victory. During the six-game home swing, the Gamecocks collected a 5-1 record, with their only loss against No. 2 Ohio State. South Carolina is 7-3 in games played at Colonial Life Arena this season.
- South Carolina scored a season high 79 points vs. SC State on Tuesday, with redshirt-senior Malik Cooke and sophomore Damontre Harris leading the way with 11 points each. Four other Gamecocks registered at least eight points in the win, including sophomore RJ Slawson with nine points and a team high nine rebounds.
- The Gamecocks open SEC play at No. 2 Kentucky on Saturday. It marks the fourth time in its history that South Carolina will face the Wildcats to open the SEC season. The last time was on Jan. 5, 2005, in Lexington. The Wildcats won that contest 79-75.
- The Gamecocks enter their 21st season of competition in the Southeastern Conference in 2012. Carolina owns a 127-193 (.396) all-time record in SEC play.
- South Carolina is 8-12 all-time in SEC openers (home and away), including a 3-0 record in SEC openers under head coach Darrin Horn.
- Carolina's last road victory in an SEC opener came in a win over Auburn on Jan. 9, 2010. The win marked Carolina's first in an SEC opener on the road since a 95-85 win at Tennessee on Jan. 6, 1993.
- Darrin Horn-led teams are 78-48 (.619) all-time in league play.
- The Gamecocks own a 1-1 record in true road games this season. South Carolina suffered a 58-53 loss at Elon on Nov. 15, and claimed a 58-55 victory at Clemson on Dec. 4.
- South Carolina prepares to play its third top-five opponent of the season when it travels to No. 2 Kentucky on Saturday. The Gamecocks played No. 1 North Carolina on Nov. 25 in Las Vegas and most recently hosted No. 2 Ohio State on Dec. 17.
- South Carolina ranks fifth in the SEC and among the nation's top 25 with 5.6 blocks per game. Sophomore forward Damontre Harris ranks among the top 50 with 2.1 blocks per game. Kentucky's Anthony Davis leads the nation with his 4.6 blocks per outing.
- South Carolina ranks first in the SEC in rebounding defense, as Carolina opponents collect just 31.9 rebounds per game. The Gamecocks have out-rebounded nine of 14 opponents this season.
- In games it has won in 2011-12, South Carolina holds a +13.1 scoring margin over its opponents. To compare, in games it has lost, Gamecock opponents score 8.5 more points per game.
- The Gamecocks own a 402-341 (.540) all-time record in the month of January. South Carolina earned a 4-4 record during the month last season, including overtime victories over No. 22/24 Vanderbilt and Arkansas in SEC play.



SOUTH CAROLINA GAMECOCKS

OVERALL: 8-6; SEC: 0-0; HOME: 7-3; AWAY: 1-1; NEUTRAL: 0-2

1		BRENTON WILLIAMS - So. - G - 5-11 - 172 - Kissimmee, Fla. <table><tr><th>MIN</th><th>PTS</th><th>RBS</th><th>AST</th><th>FG%</th><th>3FG%</th><th>FT%</th></tr><tr><td>11.4</td><td>4.7</td><td>0.4</td><td>0.6</td><td>33.3</td><td>23.1</td><td>85.7</td></tr></table> <ul style="list-style-type: none">• Junior college transfer from Santa Fe College• Explosive in season opener versus Western Carolina, scoring 13 points on 5-of-8 field goals ... Also collected 5 steals vs. WCU• Solid game vs. USC Upstate, playing a season high 20 minutes, mainly at the point guard position; 11 points, one assist, two turnovers	MIN	PTS	RBS	AST	FG%	3FG%	FT%	11.4	4.7	0.4	0.6	33.3	23.1	85.7
MIN	PTS	RBS	AST	FG%	3FG%	FT%										
11.4	4.7	0.4	0.6	33.3	23.1	85.7										
2		BRIAN RICHARDSON - So. - G - 6-4 - 171 - Wilson, N.C. <table><tr><th>MIN</th><th>PTS</th><th>RBS</th><th>AST</th><th>FG%</th><th>3FG%</th><th>FT%</th></tr><tr><td>15.0</td><td>3.6</td><td>1.4</td><td>0.6</td><td>29.0</td><td>20.9</td><td>66.7</td></tr></table> <ul style="list-style-type: none">• After a slow start to the season, has steadied offensively over the course of the last four games, averaging 7.0 points and 3.0 rebounds• Tallied a season high 12 points vs. Southern Cal on Nov. 26• Matched career high with two steals vs. Presbyterian on Dec. 13• Was 2-of-2 from 3-point range vs. USC Upstate for six points	MIN	PTS	RBS	AST	FG%	3FG%	FT%	15.0	3.6	1.4	0.6	29.0	20.9	66.7
MIN	PTS	RBS	AST	FG%	3FG%	FT%										
15.0	3.6	1.4	0.6	29.0	20.9	66.7										
5		ERIC SMITH - So. - G - 5-11 - 210 - Mullins, S.C. <table><tr><th>MIN</th><th>PTS</th><th>RBS</th><th>AST</th><th>FG%</th><th>3FG%</th><th>FT%</th></tr><tr><td>20.9</td><td>6.8</td><td>1.2</td><td>1.8</td><td>48.0</td><td>45.0</td><td>41.7</td></tr></table> <ul style="list-style-type: none">• Sophomore point guard who has started 11 contests in 2011-12• Scored with 25.9 seconds on the clock, crucial shot in victory at Clemson• Top game of the season, scored career high 18 points vs. Tenn State• Tallied five points vs. USC Upstate• Dished two assists and scored eight points in 16 minutes vs. SC State	MIN	PTS	RBS	AST	FG%	3FG%	FT%	20.9	6.8	1.2	1.8	48.0	45.0	41.7
MIN	PTS	RBS	AST	FG%	3FG%	FT%										
20.9	6.8	1.2	1.8	48.0	45.0	41.7										
13		ANTHONY GILL - Fr. - F - 6-8 - 235 - Charlotte, N.C. <table><tr><th>MIN</th><th>PTS</th><th>RBS</th><th>AST</th><th>FG%</th><th>3FG%</th><th>FT%</th></tr><tr><td>23.9</td><td>8.4</td><td>5.1</td><td>1.5</td><td>52.5</td><td>66.7</td><td>70.0</td></tr></table> <ul style="list-style-type: none">• Freshman forward who leads team with 5.1 rebounds per game• Key contributor in win at Clemson; scoring five points in final five minutes• Posted 11 points in the second half, collecting four rebounds vs. #2 Ohio State• Collected team high eight rebounds in win over Wofford• Two blocks, one steal, one assist and six points in win over SC State	MIN	PTS	RBS	AST	FG%	3FG%	FT%	23.9	8.4	5.1	1.5	52.5	66.7	70.0
MIN	PTS	RBS	AST	FG%	3FG%	FT%										
23.9	8.4	5.1	1.5	52.5	66.7	70.0										
15		MALIK COOKE - R-Sr. - F - 6-6 - 215 - Charlotte, N.C. <table><tr><th>MIN</th><th>PTS</th><th>RBS</th><th>AST</th><th>FG%</th><th>3FG%</th><th>FT%</th></tr><tr><td>30.4</td><td>13.1</td><td>4.8</td><td>2.0</td><td>45.0</td><td>34.4</td><td>80.0</td></tr></table> <ul style="list-style-type: none">• Lone senior on the team; emerged into team leader over the summer and throughout fall practice and training• Career high 24 pts. vs. USC Upstate; also 10 rbs. for 3rd career double-double• Averaging 14.6 points, 4.6 rebounds, 1.1 assists and 2.0 steals over the course of the last five games	MIN	PTS	RBS	AST	FG%	3FG%	FT%	30.4	13.1	4.8	2.0	45.0	34.4	80.0
MIN	PTS	RBS	AST	FG%	3FG%	FT%										
30.4	13.1	4.8	2.0	45.0	34.4	80.0										
23		BRUCE ELLINGTON - So. - G - 5-9 - 197 - Moncks Corner, S.C. <table><tr><th>MIN</th><th>PTS</th><th>RBS</th><th>AST</th><th>FG%</th><th>3FG%</th><th>FT%</th></tr><tr><td>22.4</td><td>9.4</td><td>1.6</td><td>0.7</td><td>38.3</td><td>42.9</td><td>80.0</td></tr></table> <ul style="list-style-type: none">• Named to the 2011 SEC All-Freshman Team; led the Gamecocks in scoring last season with 12.8 points per game• Returned to the hoops team for Nov. 28th practice; first game vs. Providence• Hit winning free throws vs. Clemson with 13.0 seconds on the clock• Missed Dec. 31 game vs. USC Upstate while at Capital One Bowl	MIN	PTS	RBS	AST	FG%	3FG%	FT%	22.4	9.4	1.6	0.7	38.3	42.9	80.0
MIN	PTS	RBS	AST	FG%	3FG%	FT%										
22.4	9.4	1.6	0.7	38.3	42.9	80.0										
24		DAMONTRE HARRIS - So. - F - 6-9 - 226 - Fayetteville, N.C. <table><tr><th>MIN</th><th>PTS</th><th>RBS</th><th>BLK</th><th>FG%</th><th>3FG%</th><th>FT%</th></tr><tr><td>23.8</td><td>5.7</td><td>5.0</td><td>2.1</td><td>46.4</td><td>0.0</td><td>76.2</td></tr></table> <ul style="list-style-type: none">• Top offensive game of the season came in 15-point effort vs. So. Cal on Nov. 26• Tied for team lead with 10 points in win at Clemson• Matched career high with five blocks vs. Wofford; 7 rebounds and 2 assists• Paces South Carolina with 2.1 blocks per game• Scored 11 points, 6 rebounds and one block vs. SC State	MIN	PTS	RBS	BLK	FG%	3FG%	FT%	23.8	5.7	5.0	2.1	46.4	0.0	76.2
MIN	PTS	RBS	BLK	FG%	3FG%	FT%										
23.8	5.7	5.0	2.1	46.4	0.0	76.2										
30		LAKEEM JACKSON - Jr. - F - 6-5 - 238 - Charlotte, N.C. <table><tr><th>MIN</th><th>PTS</th><th>RBS</th><th>AST</th><th>FG%</th><th>3FG%</th><th>FT%</th></tr><tr><td>22.5</td><td>5.3</td><td>3.6</td><td>2.1</td><td>58.9</td><td>0.0</td><td>36.4</td></tr></table> <ul style="list-style-type: none">• Experienced junior who saw time early at the point guard position while Ellington was competing with the football team• Posted six points vs. #2 Ohio State• Solid in win over Wofford; six points, four assists• Played season high 32 min vs. SC State; 6 pts, 5 rbs, 3 assists, 2 blks, 2 steals	MIN	PTS	RBS	AST	FG%	3FG%	FT%	22.5	5.3	3.6	2.1	58.9	0.0	36.4
MIN	PTS	RBS	AST	FG%	3FG%	FT%										
22.5	5.3	3.6	2.1	58.9	0.0	36.4										
32		DAMIEN LEONARD - Fr. - G - 6-4 - 192 - Greenville, S.C. <table><tr><th>MIN</th><th>PTS</th><th>RBS</th><th>AST</th><th>FG%</th><th>3FG%</th><th>FT%</th></tr><tr><td>19.2</td><td>6.9</td><td>1.4</td><td>0.4</td><td>31.0</td><td>32.9</td><td>62.5</td></tr></table> <ul style="list-style-type: none">• Top game of the season came in 16-point effort vs. MVSU, followed by a 15-point performance vs. top-ranked North Carolina• Tallied seven points and three rebounds vs. #2 Ohio State• Tallied 14 points off the bench, hitting four 3s vs. Wofford• Averaging 7.8 pts and shooting 48.0% over the course of the last five games	MIN	PTS	RBS	AST	FG%	3FG%	FT%	19.2	6.9	1.4	0.4	31.0	32.9	62.5
MIN	PTS	RBS	AST	FG%	3FG%	FT%										
19.2	6.9	1.4	0.4	31.0	32.9	62.5										
33		RJ SLAWSON - So. - F - 6-8 - 207 - Charleston, S.C. <table><tr><th>MIN</th><th>PTS</th><th>RBS</th><th>BLK</th><th>FG%</th><th>3FG%</th><th>FT%</th></tr><tr><td>19.6</td><td>6.1</td><td>4.6</td><td>0.9</td><td>47.1</td><td>36.4</td><td>60.9</td></tr></table> <ul style="list-style-type: none">• Suffered a right foot strain vs. Providence on Dec. 1, but was available vs. Clemson• Named to Continental Tire Las Vegas Invitational All-Tournament Team• Collected first career double-double with 13 points and 14 rebounds vs. UNC• 10 points and 8 rebounds vs. USC Upstate; added two blocks	MIN	PTS	RBS	BLK	FG%	3FG%	FT%	19.6	6.1	4.6	0.9	47.1	36.4	60.9
MIN	PTS	RBS	BLK	FG%	3FG%	FT%										
19.6	6.1	4.6	0.9	47.1	36.4	60.9										
45		CARLTON GEATHERS - R-Fr. - 6-10 - 250 - Georgetown, S.C. <table><tr><th>MIN</th><th>PTS</th><th>RBS</th><th>BLK</th><th>FG%</th><th>3FG%</th><th>FT%</th></tr><tr><td>7.7</td><td>1.2</td><td>2.1</td><td>0.7</td><td>46.7</td><td>0.0</td><td>75.0</td></tr></table> <ul style="list-style-type: none">• Redshirt-freshman forward who will see first action of his career in 2011-12• Has played well defensively, blocking an average of 1.0 shots per game; with season highs of three blocks vs. Mississippi Valley State and Providence• Blocked one shot vs. #2 Ohio State• Scored four points and collected four rebounds vs. SE La. on Dec. 21	MIN	PTS	RBS	BLK	FG%	3FG%	FT%	7.7	1.2	2.1	0.7	46.7	0.0	75.0
MIN	PTS	RBS	BLK	FG%	3FG%	FT%										
7.7	1.2	2.1	0.7	46.7	0.0	75.0										

INTERVIEW POLICIES

All interview requests must be made in advance to SID Emily Feeney in the South Carolina Media Relations Office. Beginning with the start of practice in October, Feeney will release a weekly coach and player availability schedule to media no later than 9 a.m. each Monday morning during the season.

Post-Game Interview Policy: After each home game, the visiting coach will address the media first, followed by South Carolina head coach Darrin Horn and then South Carolina players. (Depending on deadline and during non-conference season, this may be altered on a game-by-game basis)

Road Interview Policy: Interviews with Coach Horn while on the road will be scheduled according to the home post-game media procedure. No player interviews are allowed until after the game once the team leaves Columbia.

All interviews are to be coordinated through the Media Relations Office. This allows the staff to arrange the interview when it best suits the student-athlete's and the reporter's schedules. Please contact the Media Relations Office in advance to make your interview requests. Media are not permitted to contact student-athletes on their own at any time.

All interviews will take place at the designated media interview site for that day as listed in the weekly availability schedule or in the Media Relations Office.

Dormitory, apartment and cell phone numbers for student-athletes will not be provided to the media. Should you need to conduct a telephone interview with a student-athlete, a call will be placed to you from the student-athlete at a mutually agreeable time.

SOUTH CAROLINA MEDIA RELATIONS

Emily Feeney, primary contact

Assistant Director

cell: 803-727-3284

e-mail: efeeney@mailbox.sc.edu

Website: www.GamecocksOnline.com

Facebook: www.Facebook.com/gamecocksonline

Twitter: @GamecockMBB

2011-12 STAT COMPARISON

	SC	KENTUCKY
Record	8-6	14-1
Conference Record	0-0	0-0
Current Streak	W4	W6
Scoring Avg.	64.4	81.0
Opponent Scoring Avg.	60.5	58.7
Scoring Margin	+3.9	+22.3
Field Goal %	.430	.485
Opponent Field Goal %	.420	.347
3-Point Field Goal %	.345	.364
Opponent 3-Point Field Goal %	.374	.310
3-Point Field Goal Made PG	6.6	5.9
3-Point Field Goal Attempts PG	19.1	16.1
Free Throw %	.688	.709
Opponent Free Throw %	.638	.678
Rebounding Avg.	33.3	42.6
Opponent Rebounding Avg.	31.9	33.1
Rebounding Margin	+1.4	+9.5
Turnovers Avg.	13.1	13.6
Opponent Turnover Avg.	14.5	14.2
Assists Avg.	10.9	14.3
Blocks Avg.	5.6	9.4
Steals Avg.	7.0	6.9

WEEKLY MEDIA AVAILABILITY (JAN. 1-7)

SUNDAY Jan. 1	MONDAY Jan. 2	TUESDAY Jan. 3	WEDNESDAY Jan. 4	THURSDAY Jan. 5	FRIDAY Jan. 6	SATURDAY Jan. 7
No Availability	No Availability	vs. SC State W, 79-51	SEC Teleconference Horn at 11:14 am ET	Availability 12:40 p.m. Colonial Life Arena	No Availability	SEC Opener at Kentucky 4 p.m. SECN

* All practices are closed * please contact SID Emily Feeney for all media requests

A SOUTH CAROLINA WIN WOULD ...

- Be Carolina's first in Lexington since a 78-77 victory at Rupp Arena on Jan. 31, 2009
- Be the Gamecocks' fourth-straight victory in an SEC opener
- Be the fifth-straight for South Carolina, and its seventh win in the last eight games

BY THE NUMBERS

17 - South Carolina dished a season high 17 assists on Tuesday vs. SC State. The 17 helpers came on 28 made baskets. It marked the most assists in a game since last season's 91-56 victory over SC State on Jan. 4, 2011, when the Gamecocks also collected 17 assists.

8-of-9 - Sophomore guard Bruce Ellington has been stellar from beyond the arc over the course of the last two games, hitting 8-of-9 attempts from 3-point range. In the five previous games, Ellington had hit just 4-of-18 attempts from 3.

50% - South Carolina has hit at least 50 percent of its shot attempts from the floor in back-to-back games, as Carolina posted a 51.1% (23-45) mark vs. USC Upstate on Dec. 31, followed by a 50.0% (28-56) effort vs. SC State on Jan. 3. It marked the first time that the Gamecocks have registered at least 50% from the floor in consecutive contests since Nov. 2009. South Carolina hit 51.9% of its shots in a win vs. Georgia Southern on Nov. 16, before hitting 50.8% from the floor in another victory over La Salle at the Charleston Classic on Nov. 19.

9 - South Carolina's bench point production continues to impress, as the Gamecocks average 24.8 points per game from bench production. Sophomores Bruce Ellington and RJ Slawson and freshman Damien Leonard all tallied nine points each off the bench vs. SC State to pace the Gamecocks.

12 - All 12 Gamecocks that saw action vs. SC State scored at least one point, as junior walk-on Shane Phillips saw his first action of the season and connected on a free throw with one second remaining on the clock for the first point of his career.

SCOUTING KENTUCKY

The Wildcats enter Saturday's contest ranked No. 2 in both the AP and coaches polls after winning six-straight after the one-point loss at Indiana on Dec. 10 ... Led by an impressive freshmen class, the Wildcats are 14-1 on the year and are 10-0 in games played at Rupp Arena ... Sophomore guard Doron Lamb paces six Wildcats in double figures with 14.9 points per game, while freshman forward Michael Kidd-Gilchrist adds 13.9 points per game, and classmate Anthony Davis posts 12.7 points and a team high 10.6 rebounds per contest ... Kentucky's +22.3 scoring margin leads the SEC and ranks among the top three in the nation ... UK's 9.4 blocked shots per game ranks first in the nation.

KENTUCKY SERIES INFORMATION

■ Kentucky holds a 44-10 advantage in the all-time series against South Carolina, including a 23-2 upperhand in games played in Lexington.

■ South Carolina swept the season series vs. UK for just the second time (1997) in 2009 under first-year head coach - and Lexington, Ky., native - Darrin Horn.

■ South Carolina head coach Darrin Horn won his first three meetings against Kentucky.

ELLINGTON SCHEDULE

■ Sophomore guard Bruce Ellington missed just the Dec. 31 men's hoops contest vs. USC Upstate, as he traveled following the Dec. 28 men's basketball contest vs. Wofford to join the Gamecock football team in Orlando for the Capital One Bowl. In the 30-13 South Carolina victory over Nebraska in the Jan. 2 bowl game, Ellington collected 73 yards on kick off returns, including a long of 45 yards. During the football season, Ellington posted 780 all purpose yards, including 106 rushing, 211 receiving and 463 yards on kick returns, and he scored two touchdowns. His first career TD came on a 61-yard rush in a Gamecock victory over Kentucky on Oct. 8.

KENTUCKY CONNECTIONS

■ South Carolina head coach Darrin Horn is a Lexington, Ky., native, having played his high school hoops at Tates Creek High School. Horn stayed in-state for his college career, playing for the Western Kentucky Hilltoppers from 1992-95. Horn was an Academic All-American and an All-Sun Belt Conference honoree during his time at WKU. He spent five years as the head coach of the Hilltopper program prior to his arrival in Columbia. South Carolina assistant coach Cypheus Bunton is also a Kentucky native, hailing from Louisville. Bunton played at Sullivan Junior College before he and Horn were teammates at Western Kentucky.

FLASHBACK - HISTORIC VICTORY AT RUPP

■ South Carolina won the first of two contests vs. Kentucky during the 2009 SEC campaign in late January in an historic victory at Rupp Arena. Devan Downey's turnaround jumper with 3 seconds left lifted South Carolina to a 78-77 victory over then-No. 24 Kentucky. Downey had been largely quiet throughout most of the game, failing to score until the final 2 minutes of the first half. But he awoke in a hurry when it counted and finished with 23 points, all but four in the second half. Prior to South Carolina's win at Rupp Arena on Jan. 31, 2009, the Gamecocks had won just **ONCE** at Rupp Arena in 22 tries. The previous Carolina win in Lexington came during the 1997 campaign.

QUOTABLE

On what has changed while winning six of the last seven games after opening the season 2-5...

"I don't know that it's anything special. We've talked a lot about that over this stretch. It's a collection of things. I think a big part of it is we've got a really young roster with one senior and one junior. They do what young guys do and continue to get better. I think we've seen some individuals show some more consistency. Damontre Harris is one that sticks out in terms of being solid and doing what he needs to do night in and night out. I think just understanding and getting better at what we need to be as a team in order to get better, be our best, and give ourselves our best chance in league play which obviously starts on Saturday."

- South Carolina head coach Darrin Horn following Tuesday's game vs. SC State

► ASSOCIATED PRESS TOP 25

Jan. 2, 2012

Rk.	Team	Record	Pts.
1	Syracuse (60)	15-0	1,618
2	Kentucky (5)	13-1	1,554
3	North Carolina	13-2	1,451
4	Baylor	13-0	1,389
5	Duke	12-1	1,354
6	Ohio State	13-2	1,277
7	Missouri	13-0	1,255
8	Connecticut	12-1	1,199
9	Georgetown	12-1	1,072
10	Michigan State	13-2	992
11	Louisville	12-2	977
12	Indiana	13-1	974
13	Florida	11-3	753
14	Kansas	10-3	663
15	Mississippi State	13-2	644
16	Michigan	12-2	641
17	UNLV	15-2	611
18	Wisconsin	12-3	506
19	Murray State	14-0	454
20	Marquette	12-2	447
21	Virginia	12-1	292
22	Harvard	12-1	269
23	Kansas State	11-1	229
24	San Diego State	12-2	196
25	Gonzaga	11-2	121

Others receiving votes: Creighton 86, Ohio 28, Stanford 12, Vanderbilt 8, Xavier 8, Pittsburgh 8, Purdue 6, Saint Louis 6, New Mexico 6, Cincinnati 6, Texas A&M 4, Saint Mary's 3, Seton Hall 2, California 2, Alabama 1, Wagner 1

Dropped from rankings: Creighton 21, Pittsburgh 22

► ESPN/USA TODAY TOP 25

Jan. 2, 2012

Rk.	Team	Record	Pts.
1	Syracuse (30)	15-0	774
2	Kentucky (1)	13-1	739
3	Duke	12-1	679
4	North Carolina	13-2	670
5	Baylor	13-0	638
6	Missouri	13-0	620
7	Ohio State	13-2	593
8	Connecticut	12-1	580
9	Georgetown	12-1	515
10	Louisville	12-2	454
11	Michigan State	13-2	442
12	Indiana	13-1	423
13	Michigan	12-2	368
14	Florida	11-3	367
15	Kansas	10-3	318
16	Mississippi State	13-2	300
17	UNLV	15-2	263
18	Murray State	14-0	236
19	Wisconsin	12-3	230
20	Marquette	12-2	196
21	Harvard	12-1	156
22	Kansas State	11-1	127
23	Virginia	12-1	125
24	Creighton	11-2	67
25	San Diego State	12-2	60

Others receiving votes: Gonzaga 57, Saint Mary's 17, Vanderbilt 16, Middle Tennessee 9, New Mexico 9, Stanford 7, Pittsburgh 6, Purdue 3, Seton Hall 3, Alabama 3, Southern Miss 2, Saint Louis 2, Illinois 1



SOUTHEASTERN CONFERENCE STANDINGS

Team	Conference	Overall
Kentucky	0-0	14-1
Mississippi State	0-0	13-2
Florida	0-0	12-3
Alabama	0-0	11-3
Arkansas	0-0	11-3
Auburn	0-0	10-4
LSU	0-0	10-4
Ole Miss	0-0	10-4
Vanderbilt	0-0	10-4
Georgia	0-0	9-5
South Carolina	0-0	8-6
Tennessee	0-0	7-7

COACHES TELECONFERENCE

The weekly SEC men's basketball coaches teleconference is scheduled for every Monday Jan. 4 - March 5.

The 12 Southeastern Conference men's head basketball coaches will be featured from 10:00 - 11:17 a.m. (CT).

Media representatives wishing to participate in the teleconference should contact the SEC Media Relations Department for further details. Each coach will appear on the teleconference for seven minutes, according to the following schedule:

Order of Appearance (All Times Central)

10:00 a.m. Kevin Stallings, Vanderbilt

10:07 a.m. Billy Donovan, Florida

10:14 a.m. Darrin Horn, South Carolina

10:21 a.m. Mark Fox, Georgia

10:28 a.m. Trent Johnson, LSU

10:35 a.m. John Calipari, Kentucky

10:42 a.m. Cuonzo Martin, Tennessee

10:49 a.m. Mike Anderson, Arkansas

10:56 a.m. Anthony Grant, Alabama

11:03 a.m. Tony Barbee, Auburn

11:10 a.m. Andy Kennedy, Ole Miss

11:17 a.m. Rick Stansbury, Miss. State

In addition, the SEC men's basketball teams who make it to postseason will be on a teleconference on Monday, March 15 beginning at 10:00 a.m. CT.

All SEC basketball teleconferences can be listened to on the internet at www.secsports.com starting at 1:00 p.m. CT.

SOUTH CAROLINA BENCH PRODUCTION

GAME	SC-OPP	DIFF.	SC HIGH BENCH SCORER
Western Car.	38-16	+22	Williams (13)
at Elon	15-16	-1	Smith (6)
Tenn. State	29-22	7	Smith (18)
Miss. Val. St.	7-11	-4	Slawson (4)
vs. UNC	19-30	-11	Slawson (14)
vs. SoCal	25-4	+21	Richardson (12)
Providence	23-10	+13	Slawson (8)
at Clemson	20-16	+4	Richardson/Ellington (9)
Presbyterian	27-9	+18	Ellington (15)
Ohio State	19-11	+8	Ellington (8)
SE Louisiana	18-23	-5	Leonard (8)
Wofford	40-2	+38	Ellington (17)
USC Upstate	30-16	+14	Williams (11)
SC State	37-10	+27	Ellington/Leonard/Slawson (9)
at UK			
Vandy			
Florida			
at Auburn			
Alabama			
at Ole Miss			
at Florida			
UK			
at Tennessee			
at Arkansas			
Georgia			
LSU			
at Vandy			
Tennessee			
Miss. State			
at Georgia			

SPECIALTY STATS

(PP) points in paint; (OT) points off turnovers; (2nd) second chance points; (FB) fast break points

(South Carolina-Opponent)

GAME	PP	OT	2ND	FB
Western Car.	46-18	22-15	20-9	19-10
at Elon	26-10	8-2	10-7	6-0
Tenn. State	24-14	15-14	9-11	11-6
Miss. Val. St.	22-18	17-15	14-3	13-8
vs. UNC	20-44	8-28	16-16	0-16
vs. SoCal	24-26	12-18	9-17	2-4
Providence	36-34	14-19	21-11	4-16
at Clemson	26-22	13-9	9-8	0-4
Presbyterian	34-26	20-10	12-10	19-4
Ohio State	28-38	16-15	11-19	4-8
SE Louisiana	22-16	30-6	15-10	3-3
Wofford	18-18	11-18	8-8	2-6
USC Upstate	32-28	10-19	16-17	6-8
SC State	32-16	19-7	6-12	6-6
at UK				
Vandy				
Florida				
at Auburn				
Alabama				
at Ole Miss				
at Florida				
UK				
at Tennessee				
at Arkansas				
Georgia				
LSU				
at Vandy				
Tennessee				
Miss. State				
at Georgia				
SC Total	390	215	176	95
SC Average	27.9	15.4	12.6	6.8
Opp Total	328	195	158	99
Opp Average	23.4	13.9	11.3	7.1

UNIVERSITY INFORMATION

Location	Columbia, S.C.
Founded	1801
Enrollment	29,957
Nickname	Gamecocks
Colors	Garnet (PMS 202) and Black
National Affiliation	NCAA Division I
Conference	Southeastern (SEC)
Athletics Web Address	www.GamecocksOnline.com
University Web Address	www.sc.edu
President	Dr. Harris Pastides
NCAA Representative	Dr. Zach Kelehear
Athletics Director	Eric Hyman
Basketball Administrator/Executive Associate AD	Kevin O'Connell

BASKETBALL STAFF/INFORMATION

Head Coach	Darrin Horn
Alma Mater	Western Kentucky, '95
Record At South Carolina/Seasons	58-48 (.547), 21-27 SEC/4th season
Overall Record/Seasons	169-96 (.637)/9th season
Assistant Coaches	Neill Berry (Southeastern Louisiana, '03) Michael Boynton Jr. (South Carolina, '04) Cypheus Bunton (Western Kentucky, '95)
Director of Basketball Operations	Justin Phelps (Kent State, '06)
Strength & Conditioning Coach	Irele Oderinde (Western Kentucky, '03)
Athletic Trainer	Mark Rodger (Buffalo, '01)
Home Arena	Colonial Life Arena
Capacity	18,000
Arena General Manager	TBA
Press Row Phone Number	803-777-6182

BASKETBALL HISTORY

First Year of Basketball	1908
All-Time Record	1,295-1,134-1 (.532)
Overall Postseason Record	25-18
NCAA Tournament Appearances	1971, 1972, 1973, 1974, 1989, 1997, 1998, 2004
NCAA Tournament Record	4-9
Last NCAA Tournament Appearance	2004, L vs. Memphis, 59-43
NIT Appearances	1969, 1975, 1978, 1983, 1991, 1996, 2001, 2002, 2005, 2006, 2009
NIT Record	21-9
Last NIT Appearance	2009, L vs. Davidson, 70-63
Conference Championships	1970 ACC, 1997 SEC, 2009 SEC East Co-Champs
Conference Tournament Titles	1934 SoCon, 1971 ACC

TEAM INFORMATION

2010-11 Record	14-16
Southeastern Conference Record/Finish	5-11/6th SEC East
Postseason	NA
Letterwinners Returning/Lost	7/4
Starters Returning/Lost	4/1
Newcomers	3
Roster Breakdown	1 senior, 1 junior, 6 sophomores, 3 freshmen
Returning Scoring	1,285 of 2,027 (63.3%)
Returning Field Goals	468 of 741 (63.1%)
Returning Rebounding	720 of 1,144 (69.0%)
Returning Assists	259 of 327 (79.2%)
Returning Minutes	4,128 of 6,100 (67.6%)

MEDIA RELATIONS

Asst. Media Relations Director/Men's Basketball Contact	Emily Feeney
Feeney's email	efeeney@mailbox.sc.edu
Feeney's office phone	803-777-7743
Website	GamecocksOnline.com

2011-12 SOUTH CAROLINA ROSTER

No.	Name	Pos.	Ht.	Wt.	Cl.	Exp.	Hometown (High/Last School)
1	Brenton Williams	G	5-11	172	SO	JC	Kissimmee, Fla. (Osceola High School)
2	Brian Richardson	G	6-4	171	SO	1VL	Wilson, N.C. (Greenfield School)
5	Eric Smith	G	5-11	210	SO	1VL	Mullins, S.C. (Christ School)
12	Shane Phillips*	G	5-10	170	JR	HS	Wheeling, W. Va. (Wheeling Central)
13	Anthony Gill	F	6-8	235	FR	HS	Charlotte, N.C. (Charlotte Christian School)
15	Malik Cooke	F	6-6	215	RS SR	3VL	Charlotte, N.C. (Christ School)
23	Bruce Ellington	G	5-9	197	SO	1VL	Moncks Corner, S.C. (Berkeley)
24	Damontre Harris	F	6-9	226	SO	1VL	Fayetteville, N.C. (Trinity Christian)
30	Lakeem Jackson	SF	6-5	238	JR	2VL	Charlotte, N.C. (Christ School)
32	Damien Leonard	G	6-4	192	FR	HS	Greenville, S.C. (J.L. Mann)
33	RJ Slawson	F	6-8	207	SO	1VL	Charleston, S.C. (Fort Dorchester)
35	Alex Irwin*	F	6-4	170	JR	HS	Richmond, Va. (Woodberry Forest)
45	Carlton Geathers	F	6-10	250	RS FR	HS	Georgetown, S.C. (Carvers Bay)

* denotes walk-on

Head Coach: Darrin Horn | **Assistant Coaches:** Neill Berry, Mike Boynton Jr., Cypheus Bunton |
Director of Basketball Operations: Justin Phelps | **Strength & Conditioning Coach:** Irele Oderinde |
Athletic Trainer: Mark Rodger

DISTRIBUTION IN THE NUMBERS

■ South Carolina has several players making a significant impact in several various categories entering league play. Only senior forward Malik Cooke averages double-digit points at 13.1 per game, but five others average at least 6.1 points per game. Similarly, freshman forward Anthony Gill leads the team with 5.1 rebounds per game, but three others average at least 4.6 boards per outing. Same with assists, as three have tallied at least 25 this season, led by Lakeem Jackson's 30.

TREND SETTING

Gamecock trends under Darrin Horn ...

- South Carolina is 22-9 when collecting at least 10 steals in a contest.
 - South Carolina collected 11 steals in its season-opening win over Western Carolina, again vs. SE Louisiana on Dec. 21 and vs. SC State on Jan. 3.
- The Gamecocks are 23-14 when blocking at least seven shots in a game.
 - The Gamecocks average 5.5 blocks per game this season; Carolina blocked a season high seven shots vs. Tennessee State, Mississippi Valley State, UNC, Providence Presbyterian, No. 2 Ohio State and most recently vs. Wofford.
- South Carolina is 54-14 when holding its opponents under 45% shooting from the field.
 - South Carolina has held eight opponents, to under 45% shooting from the field in 2011-12.
- Carolina is 32-10 when out-rebounding its opponent.
 - The Gamecocks have out-rebounded nine of 14 opponents this season, including a 43-35 mark vs. top ranked UNC.

SEASON NOTABLES

- Behind freshman forward Anthony Gill's 14-point performance, the Gamecocks earned a 69-59 victory over D-II powerhouse Kentucky Wesleyan in the lone exhibition of the season on Nov. 3. Senior forward Malik Cooke chipped in 11 points and sophomore forward RJ Slawson added 10, while collecting a team-best nine rebounds.
- South Carolina earned a 75-50 victory over Western Carolina in the season opener on Nov. 11. Freshman forward Anthony Gill paced Carolina with 14 points, while sophomore guard Brenton Williams impressed, scoring 13 points on 5-of-8 shooting from the floor, while collecting five steals.
- South Carolina first-year players (Gill, Leonard, Williams, Geathers) accounted for 36 points vs. Western Carolina on Nov. 11. Gill paced the group with 14 points.
- Carolina's 12 3-point field goal attempts versus Western Carolina ranked as the second-fewest in the Darrin Horn era. The Gamecocks have attempted just 12 on six occasions, with the previous time in a 74-61 win over Delaware State on Dec. 1, 2010. Under Horn, the fewest attempts by Carolina in a game is 10, which has happened three times.
- South Carolina sophomore guard Eric Smith tallied a career high 18 points in just 18 minutes vs. Tennessee State on Nov. 20. The Mullins, S.C., native hit 6-of-10 from the floor, including a stellar 5-of-7 from 3-point range. Smith's previous career high was nine points.
- Senior forward Malik Cooke paced the Gamecocks with 18 points against Mississippi Valley State on Nov. 22, including a stellar 10-of-12 mark from the free throw line. Both his free throws made and attempted were career highs for the Charlotte, N.C., native.
- South Carolina rallied from an 11-point deficit with 6:36 to go against MVSU, out-scoring the Delta Devils 22-7 over the final minutes for the win. The Gamecocks converted on six MVSU turnovers for 12 points down the stretch, using solid half-court pressure to force the giveaways.
- Sophomore forward RJ Slawson had a career night against top-ranked North Carolina on Nov. 25, posting career highs with 13 points, 14 rebounds and four blocks. It was the most rebounds in a game for South Carolina since Sam Muldrow collected 14 vs. Vanderbilt on Jan. 8, 2011.
- South Carolina concluded play in the Continental Tire Las Vegas Invitational with a 63-60 loss to Southern California on Nov. 26. Sophomore forward Damontre Harris led the Gamecocks with a career high 15 points in the contest.

■ Three Gamecocks registered season highs competing in Las Vegas. Slawson's career high 13 points vs. UNC, sophomore guard Brian Richardson's season high 12 points vs. Southern Cal, and sophomore forward Damontre Harris' career high 15 points against the Trojans.

■ R-senior forward Malik Cooke tallied a game-high 21 points vs. Providence on Dec. 1, just one point shy of matching his career high.

■ Sophomore guard Bruce Ellington posted the winning point on two clutch free throws with 13.0 seconds on the clock, and R-senior forward Malik Cooke sealed the win with a pair of free throws with 6.7 on the clock in a 58-55 victory at Clemson on Dec. 4. Sophomore guard Eric Smith also sank a crucial jumper with 25.9 on the clock to propel the Gamecocks to their first win at Clemson since the 2003 campaign.

■ South Carolina earned its second-consecutive win with a 66-58 victory over Presbyterian on Dec. 13 at Colonial Life Arena. Sophomore guard Bruce Ellington led three Gamecocks in double figures with 15 points on the night. It marked his best all-around performance since his return to the court from the football field, as Ellington also dished three assists and collected one steal.

■ South Carolina used 54.2 percent shooting in the opening half to hold a 33-29 lead over No. 2 Ohio State at halftime on Dec. 17 at Colonial Life Arena, however, the Buckeyes rallied around a 20-point second-half effort from Deshaun Thomas to rally for a 74-66 win over the Gamecocks.

■ South Carolina senior forward Malik Cooke battled through an eye injury versus No. 2 Ohio State to match a then-season high with 21 points, including an impressive 9-of-10 effort from the charity stripe in the contest. Despite only playing 13 minutes in the second half due to lengthy breaks to tend to a cut above his eye, Cooke matched freshman forward Anthony Gill for a team-best 11 points in the set, including a 7-of-8 performance from the free throw line.

■ Senior forward Malik Cooke and freshman forward Anthony Gill led the Gamecocks with 14 points each in a 62-43 win over SE Louisiana on Dec. 21 in the final game before the break for the holiday. Cooke also posted team highs with three assists, two blocks and four steals.

■ SE Louisiana's 26 turnovers on Dec. 21 marked the second-most by a Gamecock opponent under the direction of Darrin Horn. The most opponent giveaways under Horn was 34 by NC Central on Dec. 16, 2008. It also marked a South Carolina opponent record for turnovers in a contest.

■ Paced by Bruce Ellington's season high 17 points and Damien Leonards 14 points in 16 minutes, South Carolina earned a 57-45 victory over intrastate rival Wofford on Dec. 28 at Colonial Life Arena in the first game following the break for the holiday. South Carolina hit a season high 11 3s in the contest, including five by Ellington and four from Leonard.

■ Sophomore forward Damontre Harris matched his career high with five blocks vs. Wofford. At the time, his season total of 26 blocks in 12 games (2.2 per game) matches his total from last season, which he posted in 29 games (0.9 per game).

■ Paced by Malik Cooke's double-double and career high 24 points, the Gamecocks earned a 72-66 victory versus intrastate foe USC Upstate on Saturday. South Carolina, without Bruce Ellington in the contest as he prepared for the Capital One Bowl in Orlando, surpassed the 70-point plateau for the first time since a 75-point performance vs. Western Carolina in the season opener.

■ Sophomore guard Brenton Williams, who has played sparingly since a left knee injury on Nov. 20 vs. Tennessee State, stepped into the lineup vs. USC Upstate, playing 20 minutes and scoring 11 points vs. the Spartans. The 20 minutes for Williams marked a season high.

HEAD COACH DARRIN HORN

Darrin Horn is in his fourth season in Columbia with a career record of 169-96, including a 58-48 mark at South Carolina. Darrin Horn-led teams are 78-48 all-time in league play. Horn led Carolina to a 10-6 record in SEC action during his first year in Columbia, a 6-10 mark in his second and one of the youngest teams in the nation to a 5-11 mark in 2011. Horn led Carolina to one of the most celebrated seasons of its 19-year participation in the SEC during the 2009 campaign, as the squad captured the 2009 SEC Eastern Division Co-Championship and won double-digit league games for the first time since the 1998 campaign. His 2010 squad earned upset wins over No. 1 Kentucky and No. 13/19 Vanderbilt.

COOKE PARTICIPATES IN DECEMBER GRADUATION

University of South Carolina redshirt-senior forward Malik Cooke took part in December graduation ceremonies on Dec. 12 at Colonial Life Arena, earning his degree in sociology. Cooke, a native of Charlotte, N.C., joins a list of student-athletes with academic success under head coach Darrin Horn, as every player who has completed his eligibility under Horn, both at South Carolina and Western Kentucky, has earned his degree.

NON-CONFERENCE SCHEDULE

Contests against at least five teams that competed in the 2011 NCAA Tournament highlight the 2011-12 South Carolina men's basketball non-conference schedule. South Carolina will host 11 non-conference contests at Colonial Life Arena, including one exhibition, the first two rounds of the Las Vegas Invitational, Providence in the Big East/SEC Challenge and Big Ten powerhouse Ohio State. The Gamecocks will face at least six teams that compiled 18 or more wins last season, including North Carolina, Southern California or

UNLV, Clemson, Ohio State and Wofford, which all advanced to the NCAA Tournament. South Carolina is slated to face five BCS schools during the coming non-conference portion of the schedule.

HORN VS. RANKED OPPONENTS

■ Following South Carolina's loss to second-ranked Ohio State on Dec. 17, 2011, South Carolina head coach Darrin Horn holds a 7-19 overall record in his career against ranked opponents. Horn is 6-15 in games against ranked opponents at the helm of the Gamecock program. His victory over Drake and loss to UCLA both came during Western Kentucky's Sweet 16 run in the NCAA Tournament during the 2007-08 season.

Opponent	Date	Result
No. 1 Florida	Nov. 24, 2006	L, 68-101
No. 14 Gonzaga	Nov. 22, 2007	L, 71-74
No. 11 Tennessee	Dec. 15, 2007	L, 82-88
No. 14 Drake	March 21, 2008	W, 101-99
No. 3 UCLA	March 27, 2008	L, 78-88
No. 20 Clemson	Dec. 30, 2008	L, 87-98
No. 19 Baylor	Jan. 2, 2009	W, 85-84
No. 24 Tennessee	Jan. 17, 2009	L, 79-82
No. 24 Florida	Jan. 21, 2009	W, 70-69
No. 24 Kentucky	Jan. 31, 2009	W, 78-77
No. 18 Clemson	Dec. 6, 2009	L, 72-61
No. 22 Ole Miss	Jan. 20, 2010	L, 57-66
No. 1 Kentucky	Jan. 26, 2010	W, 68-62
No. 14 Tennessee	Feb. 6, 2010	L, 53-79
No. 20/18 Tennessee	Feb. 20, 2010	L, 55-63
No. 2 Kentucky	Feb. 25, 2010	L, 61-82
No. 13/19 Vanderbilt	March 6, 2010	W, 77-73
No. 2/2 Michigan State	Nov. 16, 2010	L, 73-82
No. 2/2 Ohio State	Dec. 18, 2010	L, 57-79
No. 22/24 Vanderbilt	Jan. 8, 2011	W, 83-75 (OT)
No. 12/12 Kentucky	Jan. 22, 2011	L, 58-67
No. 23/24 Vanderbilt	Feb. 5, 2011	L, 60-78
No. 17/19 Florida	Feb. 9, 2011	L, 60-79
No. 22/22 Kentucky	Feb. 19, 2011	L, 59-90
No. 1/1 North Carolina	Nov. 25, 2011	L, 62-87
No. 2/2 Ohio State	Dec. 17, 2011	L, 74-66
Totals		7-19

2012 SEC TOURNAMENT

The 2012 SEC Tournament returns to New Orleans, La., next spring, marking the third time the city has hosted the event. It will be the first time the tournament will be held at the New Orleans Arena. The SEC Basketball Tournament semifinals and championship game will be televised nationally on ABC, while the first two rounds of the event will be televised on the SEC Network.

SEC DIVISIONAL PLAY

Starting with the 2011-12 season, this year marks the first time there will not be an East/West Division champion since the conference split into two divisions in 1992. The regular season standings will be listed from one through 12. This season the schedule will still reflect the divisions of years past, as South Carolina will still play the five schools who were also in the East - Florida, Georgia, Kentucky, Tennessee and Vanderbilt - twice, while playing the former West schools - Alabama, Arkansas, Auburn, LSU, Ole Miss and Mississippi State - once during the regular season.

HAUGHTON SIGNS WITH GAMECOCKS

South Carolina head men's basketball coach Darrin Horn announced on Nov. 9 the signing of Tyrone Haughton to a National Letter of Intent to attend South Carolina and join the men's basketball squad beginning with the 2012-13 season. Below is his bio information:

Tyrone Haughton - 6-10 - 195 - Miami, Fla. - Dr. Michael M. Krop High School

Solid under the basket, physical presence defensively ... Excellent shot blocker and rebounder ... Rated the No. 24 center according to ESPN.com ... Averaged 11 points, 12 rebounds and six blocks per game as a junior for coach Shakey Rodriguez at Dr. Krop High School, a Florida high school basketball powerhouse ... Shot 62 percent from the field as a junior ... Named an All-Miami City honoree following 2010-11 campaign ... Chose South Carolina over UCONN, Alabama and Virginia Tech among others.


TV/RADIO SPOT CHART



#1

**BRENTON
WILLIAMS**

So. - G - 5-11 - 172
Kissimmee, Fla.
Santa Fe College



#2

**BRIAN
RICHARDSON**


So. - G - 6-4 - 171
Wilson, N.C.
Greenfield School



#5

**ERIC
SMITH**

So. - G - 5-11 - 210
Mullins, S.C.
Christ School



#13

**ANTHONY
GILL**


Fr. - F - 6-8 - 235
Charlotte, N.C.
Charlotte Christian



#15

**MALIK
COOKE**

R-Sr. - F - 6-6 - 215
Charlotte, N.C.
Nevada



#23

**BRUCE
ELLINGTON**


So. - G - 5-9 - 197
Moncks Corner, S.C.
Berkeley



#24

**DAMONTRE
HARRIS**


So. - F - 6-9 - 226
Fayetteville, N.C.
Trinity Christian



#30

**LAKEEM
JACKSON**

Jr. - F - 6-5 - 238
Charlotte, N.C.
Christ School



#32

**DAMIEN
LEONARD**


Fr. - G - 6-4 - 192
Greenville, S.C.
J.L. Mann



#33

**RJ
SLAWSON**

So. - F - 6-8 - 207
Charleston, S.C.
Fort Dorchester



#45

**CARLTON
GEATHERS**

R-Fr. - F - 6-10 - 250
Georgetown, S.C.
Carvers Bay



DARRIN HORN

Head Coach



NEILL BERRY

Assistant Coach



MIKE BOYNTON JR.

Assistant Coach



CYPHEUS BUNTON

Assistant Coach



JUSTIN PHELPS

Director of Operations

GAMECOCKS RECORD WHEN ...

At home	7-3
On the road	1-1
At neutral sites	0-2
In overtime	0-0
vs. Top 25 team	0-2
vs. Top 10 team	0-2
Leading at half	6-1
Trailing at half	2-5
Tied at half	0-0
Shooting 50% or better	3-1
Shooting between 39-49%	4-3
Shooting less than 39%	1-2
Opp. shooting 50% or better	0-2
Opp. shooting between 39-49%	3-4
Opp. shooting less than 39%	5-0
Shooting better than opp.	6-1
Shooting worse then/equal to opp.	2-6
Starters out-score opp. starters	4-0
Opp. starters score/equal more	4-6
Bench out-scores opp. bench	6-4
Opp. bench scores/equals more	2-2
Having more FTs than opp.	5-0
Having equal/less FTs than opp.	3-6
Have more TOs than opp.	1-3
Having equal/less TOs than opp.	7-3
Having more rebounds than opp.	5-4
Having equal/less rebounds than opp.	3-2
Making 6 or more 3FGs	4-5
Having 15 or more assists	1-0
Having less than 15 assists	7-6
Score more points in paint than opp.	7-3
Scoring equal/less points in paint than opp.	1-4
Scoring more points off TOs than opp.	6-3
Scoring equal/less points off TOs than opp.	2-4
Scoring more 2nd-chance points than opp.	5-2
Scoring equal/less 2nd-chance points than opp.	3-4
Scoring more fast break points than opp.	3-2
Scoring equal/less fast break points than opp.	5-4
Wearing white uniforms	7-3
Wearing Garnet uniforms	0-1
Wearing Black uniforms	1-1
Wearing Gray Uniforms	0-1
Playing on live TV	6-6
Playing in November	2-4
Playing in December	4-2
Playing in January	1-0
Playing in February	0-0
Playing in March	0-0
Playing a day-game	2-2
Playing a night-game	5-4
Playing on Sunday	1-1
Playing on a Monday	0-0
Playing on a Tuesday	3-1
Playing on a Wednesday	2-0
Playing on a Thursday	0-1
Playing on a Friday	1-1
Playing on a Saturday	1-2
Scoring margin is 5 points or less	2-3
Margin is between 6-10	1-2
Margin is between 11-20	2-0
Margin is more than 20	2-1
Scoring 59 points or less	2-1
Scoring 60-69 points	3-5
Scoring 70-79 points	3-0
Scoring 80-89 points	0-0
Scoring 90-99 points	0-0
Scoring 100+ points	0-0

MISCELLANEOUS

Current streak	W4
Home court streak	W4
Away streak	W1
Neutral court streak	L2

2011-12 SUPERLATIVES

(tied for team lead also included)

Scoring Leaders	'11-12	Career
Anthony Gill	4	4
Malik Cooke	7	13*
Eric Smith	1	1
RJ Slawson	1	1
Damontre Harris	3	3
Bruce Ellington	2	12

Rebounding Leaders	'11-12	Career
Lakeem Jackson	1	16
Damontre Harris	4	5
Anthony Gill	5	5
RJ Slawson	2	3
Malik Cooke	2	12*

Assists Leaders	'11-12	Career
Lakeem Jackson	6	23
Eric Smith	2	6
Damien Leonard	1	1
Anthony Gill	1	1
Malik Cooke	6	6*
Bruce Ellington	1	19
RJ Slawson	1	1

Blocks Leaders	'11-12	Career
Damontre Harris	7	13
Anthony Gill	3	3
Malik Cooke	3	7*
Carlton Geathers	3	3
RJ Slawson	1	2
Bruce Ellington	1	1
Lakeem Jackson	1	3

Steals Leaders	'11-12	Career
Brenton Williams	1	1
Damontre Harris	3	7
Lakeem Jackson	2	14
Damien Leonard	2	2
Malik Cooke	9	22*
Anthony Gill	1	1
Brian Richardson	1	7
RJ Slawson	1	2

Double-Figure Scoring	'11-12	Career
Anthony Gill	6	6
Malik Cooke	10	25*
Brenton Williams	2	2
Lakeem Jackson	1	18
Eric Smith	2	2
Damien Leonard	3	3
RJ Slawson	2	3
Damontre Harris	3	4
Bruce Ellington	2	19

20+ points	'11-12	Career
Malik Cooke	3	4*

30+ points	'11-12	Career
-		

Double-Figure Rebounding	'11-12	Career
Lakeem Jackson	1	6
Damontre Harris	1	2
RJ Slawson	1	1
Malik Cooke	1	5

5+ assists	'11-12	Career
Lakeem Jackson	1	6

3+ steals	'11-12	Career
Brenton Williams	1	1
Lakeem Jackson	1	6
Malik Cooke	4	9*
RJ Slawson	1	1

2+ blocks	'11-12	Career
Damontre Harris	7	14
Malik Cooke	5	5*
Carlton Geathers	2	2
RJ Slawson	2	2
Anthony Gill	1	1
Lakeem Jackson	1	4

Double-Doubles	'11-12	Career
RJ Slawson	1	1
Malik Cooke	1	2*

Clutch Free Throws (under 5 min/OT)		
Anthony Gill	8-11	.727
RJ Slawson	2-4	.500
Malik Cooke	20-25	.800
Damien Leonard	4-4	1.000
Damontre Harris	1-1	1.000
Bruce Ellington	3-5	.600
Shane Phillips	1-2	.500
Carlton Geathers	2-2	1.000
Totals	41-54	.759

* indicates at South Carolina

Miscellaneous

Largest Halftime Lead	
SC	22, SC State
Opp	15, North Carolina
Smallest Halftime Lead	
SC	4, vs. Mississippi Valley State
Opp	4, Southern California
Fewest Points In First Half	
SC	19, vs. Tennessee State, vs. Presbyterian
Opp	16, SE Louisiana
Most Points In First Half	
SC	45, SC State
Opp	45, North Carolina
Most Points In Second Half	
SC	47, vs. Presbyterian
Opp	45, Ohio State
Fewest Points In Second Half	
SC	28, vs. Wofford
Opp	24, Elon
Largest Margin of Victory	
SC	28, vs. SC State
Opp	25, North Carolina
Smallest Margin of Victory	
SC	3, at Clemson
Opp	1, Tennessee State

2011-12 GAME BY GAME COMPARISON

	Date	Result	FG-A	Pct	3FG-A	Pct	FT-A	Pct	O-D-Total	PF	Pts	A	TO	Blk	Stl	Min	Half
Western Carolina			17-47	.362	6-18	.333	10-16	.625	13-16-29	17	50	10	19	4	8	200	25
South Carolina	Nov. 11	W, 75-50	30-59	.508	5-12	.417	10-17	.588	18-19-37	14	75	14	12	5	11	200	35
Elon			16-40	.400	6-16	.375	20-28	.714	8-30-38	18	58	9	14	3	1	200	34
South Carolina	Nov. 15	L, 58-53	20-64	.313	3-27	.111	10-17	.588	18-22-40	24	53	6	7	2	9	200	23
Tennessee State			21-47	.447	10-22	.455	12-21	.571	6-22-28	23	64	15	13	1	9	200	33
South Carolina	Nov. 20	L, 64-63	22-55	.400	7-26	.269	12-20	.600	12-21-33	21	63	13	16	7	5	200	19
Miss Valley State			20-49	.408	7-17	.412	10-16	.625	7-23-30	24	57	12	14	5	8	200	26
South Carolina	Nov. 22	W, 61-57	19-48	.396	6-18	.333	17-25	.680	12-24-36	17	61	9	13	7	7	200	30
North Carolina			31-67	.463	8-16	.500	17-30	.567	15-20-35	15	87	22	10	3	11	200	45
South Carolina	Nov. 25	L, 87-62	23-55	.418	9-23	.391	7-12	.583	14-29-43	25	62	12	25	7	5	200	30
Southern California			24-48	.500	7-11	.636	8-12	.667	14-14-28	13	63	7	10	1	6	200	30
South Carolina	Nov. 26	L, 63-60	22-42	.524	8-17	.471	8-8	1.000	6-12-18	16	60	10	13	4	4	200	26
Providence			24-50	.480	6-11	.545	22-27	.815	7-27-34	10	76	16	15	10	4	200	34
South Carolina	Dec. 1	L, 76-67	26-72	.361	6-30	.200	9-10	.900	20-20-40	19	67	9	13	7	9	200	27
Clemson			19-50	.380	5-18	.278	12-16	.750	11-22-33	15	55	13	11	1	3	200	35
South Carolina	Dec. 4	W, 58-55	21-50	.420	5-15	.333	11-17	.647	10-23-33	16	58	8	8	5	6	200	28
Presbyterian			21-45	.467	7-18	.389	9-13	.692	7-17-24	13	58	13	18	2	3	200	25
South Carolina	Dec. 13	W, 66-58	26-56	.464	5-11	.455	9-11	.818	12-21-33	15	66	14	13	7	7	200	19
Ohio State			27-54	.500	5-16	.313	15-20	.750	15-19-34	19	74	16	12	3	7	200	29
South Carolina	Dec. 17	L, 74-66	23-48	.479	6-15	.400	14-18	.778	7-12-19	18	66	9	15	4	3	200	33
SE Louisiana			15-43	.349	6-22	.273	7-13	.538	15-20-35	17	43	9	26	5	3	200	16
South Carolina	Dec. 21	W, 62-43	20-55	.364	6-18	.333	16-24	.667	17-17-34	18	62	9	10	4	11	200	25
Wofford			18-50	.360	5-19	.263	4-10	.400	14-20-34	13	45	10	15	1	4	200	21
South Carolina	Dec. 28	W, 57-45	20-45	.444	11-20	.550	6-10	.600	6-20-26	9	57	14	13	7	6	200	29
USC Upstate			25-63	.397	8-20	.400	8-15	.533	16-15-31	24	66	12	8	2	10	200	31
South Carolina	Dec. 31	W, 72-66	23-45	.511	4-11	.364	22-32	.688	11-26-37	18	72	9	14	6	4	200	40
SC State			18-52	.346	3-15	.200	12-23	.522	15-19-34	13	51	11	17	5	5	200	23
South Carolina	Jan. 3	W, 79-51	28-56	.500	11-23	.478	12-16	.750	10-26-36	20	79	17	13	6	11	200	45

2011-12 RESULTS: OVERALL, 8-6; HOME, 7-3; AWAY, 1-1; NEUTRAL, 0-2; SEC, 0-0

Date	Opponent	W/L	Score	Record	Points	Rebounds	Assists	Steals	Attendance
Nov. 11	Western Carolina	W	75-50	1-0	Gill (14)	Jackson (10)	Jackson (10)	Williams (5)	9,330 (paid)
Nov. 15	at Elon	L	58-53	1-1	Gill/Cooke (9)	Harris (10)	Leonard/Smith (2)	Harris/Jackson/Leonard (2)	1,589
Nov. 20	Tennessee State	L	64-63	1-2	Smith (18)	Harris (7)	Gill/Jackson (3)	Cooke/Leonard (2)	9,045 (paid)
Nov. 22	Miss Valley State	W	61-57	2-2	Cooke (18)	Gill (8)	Cooke (3)	Cooke (3)	6,723 (paid)
Nov. 25	vs. #1 North Carolina	L	87-62	2-3	Leonard (15)	Slawson (14)	Cooke (4)	Cooke (2)	5,567
Nov. 26	vs. Southern California	L	63-60	2-4	Harris (15)	Harris (6)	Jackson (4)	Gill (2)	1,798
Dec. 1	Providence	L	76-67	2-5	Cooke (21)	Slawson (8)	Cooke (3)	Cooke (4)	7,476 (paid)
Dec. 4	at Clemson	W	58-55	3-5	Gill/Harris (10)	Cooke (8)	Smith (3)	Cooke (4)	7,238
Dec. 13	Presbyterian	W	66-58	4-5	Ellington (15)	Gill (8)	Jackson/Ellington (3)	3 with 2	7,003 (paid)
Dec. 17	#2 Ohio State	L	66-74	4-6	Cooke (21)	Gill (4)	Cooke (3)	Cooke (2)	13,654 (paid)
Dec. 21	SE Louisiana	W	62-43	5-6	Cooke/Gill (14)	Harris (7)	Cooke (3)	Cooke (4)	7,972 (paid)
Dec. 28	Wofford	W	57-45	6-6	Ellington (17)	Gill (8)	Jackson (4)	Cooke/Harris (2)	8,152 (paid)
Dec. 31	USC Upstate	W	72-66	7-6	Cooke (24)	Cooke (10)	Cooke (3)	Harris (2)	6,876 (paid)
Jan.3	SC State	W	79-51	8-6	Cooke/Harris (11)	Slawson (9)	Jackson/Slawson (3)	Slawson (3)	6,557 (paid)

2011-12 STARTING LINEUPS

Guard	Guard	Forward	Forward	Forward	2011-12	Games
Jackson	Leonard	Gill	Harris	Cooke	1-2	3
Smith	Leonard	Gill	Harris	Cooke	1-3	4
Smith	Jackson	Gill	Harris	Cooke	6-1	7



DARRIN HORN FILE

Born December 24, 1972, in Glasgow, Ky.
High School Bates Creek, Lexington, Ky., 1991
College Western Kentucky University, 1995
 (BA, allied language arts)
College Athletics Four-year letterman, All-Sun Belt Conference, Academic All-America
Wife Carla (Walker)
Children Caroline and Walker

COACHING EXPERIENCE

- Western Kentucky, assistant coach, 1995-97
- Morehead State, assistant coach, 1997-99
- Marquette, assistant coach, 1999-03
- Western Kentucky, head coach, 2003-08
- **South Carolina, head coach, 2008-present**

HEAD COACHING CAREER

WESTERN KENTUCKY (2003-2008)

2003-04	15-13	SBC Tournament 2nd Round
2004-05	22-9	NIT 2nd Round
2005-06	23-8	NIT 1st Round
2006-07	22-11	SBC Tournament 1st Round
2007-08	29-7	NCAA Tournament Sweet 16
5 years	111-48 (.698)	

SOUTH CAROLINA (2008-PRESENT)

2008-09	21-10	NIT 1st Round
2009-10	15-16	-
2010-11	14-16	-
2011-12	8-6	
4 years	58-48 (.547)	
Career Total	169-96 (.637)	

2008-09 (SOUTH CAROLINA)

Record: 21-10
Home: 16-3; Away: 5-6; Neutral: 0-1
SEC: 1-1st East
Record: 10-6 (Home: 7-1; Away: 3-5)



11/14	Jacksonville State	W, 89-76
11/16	Winthrop	W, 86-63
11/22	USC Upstate	W, 75-53
11/25	Gardner-Webb	W, 85-70
11/28	at C.of Charleston	L, 80-82 (ot)
12/2	at Princeton	W, 84-58
12/5	Furman	W, 72-48
12/16	NC Central	W, 90-43
12/20	The Citadel	W, 80-66
12/23	Presbyterian	W, 75-56
12/30	Clemson	L, 87-98
1/2	at Baylor	W, 85-84
1/5	Wofford	W, 78-61
1/10	Auburn*	W, 68-56
1/14	at LSU*	L, 68-85
1/17	at Tennessee*	L, 79-82
1/21	Florida*	W, 70-69
1/24	Mississippi*	W, 82-71
1/28	Vanderbilt*	W, 86-76
1/31	at Kentucky*	W, 78-77
2/3	at Florida*	L, 93-97
2/7	Georgia*	W, 79-68
2/14	at Alabama*	W, 75-73
2/18	at Mississippi State*	L, 70-75
2/21	Arkansas*	W, 82-78 (ot)
2/25	Kentucky*	W, 77-59
2/28	at Vanderbilt*	L, 83-96
3/5	Tennessee*	L, 70-86
3/7	at Georgia*	W, 68-51
3/13	(1) vs. Mississippi State	L, 68-82
3/17	(2) Davidson	L, 63-70

* SEC Conference game
 (1) SEC Tournament, Tampa, Fla. - (2) NIT, Columbia, S.C.

2009-10 (SOUTH CAROLINA)

Record: 15-16
Home: 11-5; Away: 2-9; Neutral: 2-2
SEC: 5th East
Record: 6-10 (Home: 4-4; Away: 2-6)



11/13	Alabama A&M	W, 88-50
11/16	Georgia Southern	W, 90-66
11/19	(1) vs. La Salle	W, 78-68
11/20	(1) vs. USF	W, 69-66
11/22	(1) vs. Miami (Fla.)	L, 70-85
11/27	Jacksonville	W, 97-93
12/2	Western Kentucky	W, 74-56
12/6	at Clemson	L, 61-72
12/16	Richmond	W, 76-58
12/19	at Wofford	L, 61-68
12/21	Furman	W, 81-57
12/30	at Boston College	L, 76-85
1/2	Baylor	L, 74-85
1/5	Longwood	W, 88-58
1/9	at Auburn*	W, 80-71
1/13	LSU*	W, 67-58
1/16	Vanderbilt*	L, 79-89
1/20	at Ole Miss*	L, 57-66
1/23	at Florida*	L, 56-58
1/26	Kentucky*	W, 68-62
1/30	Georgia*	W, 78-77
2/6	at Tennessee*	L, 53-79
2/10	Florida*	W, 77-71
2/13	at Georgia*	L, 61-66
2/17	at Arkansas*	L, 79-92
2/20	Tennessee*	L, 55-63
2/25	at Kentucky*	L, 61-82

2/27	Mississippi State*	L, 63-76
3/3	Alabama*	L, 70-79
3/6	at Vanderbilt*	W, 77-73
3/11	(2) Alabama	L, 63-68

* SEC Conference game

- (1) Charleston Classic, Charleston, S.C. -
 (2) SEC Tournament, Nashville, Tenn.

2010-11 (SOUTH CAROLINA)

Record: 14-16
Home: 11-6; Away: 3-5; Neutral: 0-1
SEC: 6th East
Record: 5-11 (Home: 3-5; Away: 2-6)



11/12	Elon	W, 94-79
11/16	at Michigan State	L, 73-82
11/19	Radford	W, 85-56
11/23	USC Upstate	W, 57-41
11/27	at WKU	W, 87-85
12/1	Delaware State	W, 74-61
12/5	Clemson	W, 64-60
12/11	Wofford	W, 64-53
12/18	at Ohio State	L, 57-79
12/22	at Furman	L, 75-91
12/29	Jacksonville State	W, 56-49
1/1	Boston College	L, 70-85
1/4	SC State	W, 91-56
1/8	Vanderbilt*	W, 83-75
1/12	at Alabama*	L, 47-57
1/15	at Florida*	W, 72-69
1/19	Arkansas*	W, 81-74
1/22	Kentucky*	L, 58-67
1/29	Auburn*	L, 64-79
2/2	at LSU*	W, 64-56
2/5	at Vanderbilt*	L, 60-78
2/9	Florida*	L, 60-79
2/12	Georgia*	L, 56-60
2/16	at Tennessee*	L, 67-73
2/19	at Kentucky*	L, 59-90
2/22	Ole Miss*	W, 79-73
2/26	at Georgia*	L, 48-64
3/3	Tennessee*	L, 69-73
3/5	at Mississippi State*	L, 58-60
3/10	(1) vs. Ole Miss	L, 55-66

* SEC Conference game

- (1) SEC Tournament, Atlanta, Ga.

2011-12 (SOUTH CAROLINA)

Record: 8-6
Home: 7-3; Away: 1-1; Neutral: 0-2
SEC: -
Record: -



11/11	Western Carolina	W, 75-50
11/15	at Elon	L, 53-58
11/20	Tennessee State	L, 63-64
11/22	Miss Valley State	W, 61-57
11/25	vs. North Carolina	L, 62-87
11/26	vs. Southern California	L, 60-63
12/1	Providence	L, 67-76
12/4	at Clemson	W, 58-55
12/13	Presbyterian	W, 66-58
12/17	Ohio State	L, 66-74
12/21	SE Louisiana	W, 62-43
12/28	Wofford	W, 57-45
12/31	USC Upstate	W, 72-66
1/3	SC State	W, 79-51

SOUTH CAROLINA SUPERLATIVES UNDER HORN

Most Field Goals Made

1. 36, at Florida, Feb. 3, 2009
2. 35, vs. Elon, Nov. 12, 2010
- 35, vs. Jacksonville, Nov. 27, 2009
4. 34, at Vanderbilt, Feb. 28, 2009
- 34, at Baylor, Jan. 2, 2009
- 34, vs. Jacksonville State, Nov. 14, 2008

Most Field Goals Attempted

1. 83, at WKU, Nov. 27, 2010
- 83, vs. Baylor, Jan. 2, 2010
3. 81, at Vanderbilt, Feb. 28, 2009
4. 76, vs. Miami (Fla.), Nov. 22, 2009
- 76, vs. Mississippi State, March 13, 2009
- 76, at Kentucky, Jan. 31, 2009

Highest Field Goal Percent

1. 58.1% (32-55), vs. Presbyterian, Dec. 23, 2008
2. 57.3% (35-61), vs. Jacksonville, Nov. 27, 2009
3. 54.2% (32-59), at Princeton, Dec. 2, 2008
4. 53.9% (34-63), at Baylor, Jan. 2, 2009
5. 53.2% (33-62), vs. SC State, Jan. 4, 2011

Most 3-Point Field Goals Made

1. 12, at Furman, Dec. 22, 2010
2. 11, vs. SC State, Jan. 3, 2012
- 11, vs. Wofford, Dec. 28, 2011
- 11, vs. Radford, Nov. 19, 2010
- 11, at Michigan State, Nov. 16, 2010
- 11, at Arkansas, Feb. 17, 2010
- 11, vs. LSU, Jan. 13, 2010
- 11, at Auburn, Jan. 9, 2010
- 11, vs. Miami (Fla.), Nov. 22, 2009
- 11, at Florida, Feb. 3, 2009

Most 3-Point Field Goals Attempted

1. 35, at Vanderbilt, Feb. 28, 2009
2. 34, vs. Miami (Fla.), Nov. 22, 2009
3. 33, vs. Auburn, Jan. 29, 2011
4. 32, at Tennessee, Feb. 16, 2011
- 32, at Georgia, Feb. 13, 2010
- 32, vs. LSU, Jan. 13, 2010

Highest 3-Point Field Goal Percentage (min. 10 attempts)

1. 66.7% (8-12), at College of Charleston, Nov. 28, 2008
2. 57.1% (8-14), at Baylor, Jan. 2, 2009
3. 56.3% (9-16), vs. Elon, Nov. 12, 2010
- 56.3% (9-16), at Georgia, March 7, 2009
5. 55.0% (11-20), vs. Wofford, Dec. 28, 2011

Most Free Throws Made

1. 32, vs. Vanderbilt, Jan. 28, 2009
2. 28, vs. Georgia Southern, Nov. 16, 2009
- 28, vs. The Citadel, Dec. 20, 2008
4. 23, vs. Alabama A&M, Nov. 13, 2009
- 23, vs. Furman, Dec. 5, 2008

Most Free Throws Attempted

1. 49, vs. Vanderbilt, Jan. 28, 2009
2. 44, vs. Georgia Southern, Nov. 16, 2009
3. 34, vs. Furman, Dec. 5, 2008
4. 33, vs. The Citadel, Dec. 20, 2008
5. 32, vs. USC Upstate, Dec. 31, 2011
- 32, vs. Alabama A&M, Nov. 13, 2009

Highest Free Throw Percentage (min. 10 attempts)

1. 92.3% (12-13), vs. Tennessee, March 3, 2011
2. 90.9% (20-22), vs. Ole Miss, Feb. 22, 2011
3. 84.8% (28-33), vs. The Citadel, Dec. 20, 2008
4. 82.4% (14-17), at LSU, Feb. 2, 2011
5. 80.0% (12-15), vs. Richmond, Dec. 16, 2009

Most Offensive Rebounds

1. 23, vs. Winthrop, Nov. 16, 2008
2. 22, vs. Baylor, Jan. 2, 2010
3. 21, vs. USC Upstate, Nov. 23, 2010
- 21, vs. Radford, Nov. 19, 2010
- 21, at Michigan State, Nov. 16, 2010
- 21, vs. Richmond, Dec. 16, 2009

Most Defensive Rebounds

1. 36, at WKU, Nov. 27, 2010
2. 34, vs. USC Upstate, Nov. 23, 2010
3. 33, vs. Gardner-Webb, Nov. 25, 2008
4. 31, vs. Georgia Southern, Nov. 16, 2009
- 31, at Georgia, March 7, 2009

Most Total Rebounds

1. 55, vs. USC Upstate, Nov. 23, 2010
2. 53, at WKU, Nov. 27, 2010
3. 52, vs. Gardner-Webb, Nov. 25, 2008
4. 51, vs. Radford, Nov. 19, 2010
5. 48, vs. Vanderbilt, Jan. 8, 2011
- 48, vs. Winthrop, Nov. 16, 2008

Most Personal Fouls

1. 30, at Arkansas, Feb. 17, 2010
- 30, at Florida, Feb. 3, 2009
3. 27, vs. Davidson, March 17, 2009
4. 26, vs. Auburn, Jan. 29, 2011
- 26, at Vanderbilt, Feb. 28, 2009
- 26, at LSU, Jan. 14, 2009

Most Points

1. 97, vs. Jacksonville, Nov. 27, 2009
2. 94, vs. Elon, Nov. 12, 2010
3. 93, at Florida, Feb. 3, 2009
4. 91, vs. SC State, Jan. 4, 2011
5. 90, vs. Georgia Southern, Nov. 16, 2009
- 90, vs. NC Central, Dec. 16, 2008

Fewest Points

1. 47, at Alabama, Jan. 12, 2011
2. 48, at Georgia, Feb. 26, 2011
3. 53, at Elon, Nov. 15, 2011
- 53, at Tennessee, Feb. 6, 2010
5. 55, vs. Tennessee, Feb. 20, 2010
- 55, vs. Ole Miss, March 10, 2011

Most Assists

1. 23, vs. Elon, Nov. 12, 2010
2. 20, vs. NC Central, Dec. 16, 2008
3. 18, vs. Georgia Southern, Nov. 16, 2009
4. 17, vs. SC State, Jan. 3, 2012
- 17, vs. SC State, Jan. 4, 2011
- 17, vs. Georgia, Feb. 7, 2009
- 17, vs. Jacksonville State, Nov. 14, 2008

Fewest Turnovers

1. 5, vs. Mississippi State, March 13, 2009
2. 6, vs. Florida, Feb. 10, 2010
- 6, vs. Baylor, Jan. 2, 2010
- 6, vs. Wofford, Jan. 5, 2009
5. 7, vs. Tennessee State, Nov. 20, 2011
- 7, at Elon, Nov. 15, 2011
- 7, vs. Florida, Feb. 23, 2010
- 7, at Georgia, Feb. 13, 2010
- 7, vs. Boston College, Jan. 1, 2010

Most Blocks

1. 16, vs. Kentucky, Feb. 25, 2009
2. 15, vs. SC State, Jan. 4, 2011
3. 12, vs. Vanderbilt, Jan. 8, 2011
- 12, vs. Georgia Southern, Nov. 16, 2009
5. 11, vs. Auburn, Jan. 29, 2011
- 11, vs. Richmond, Dec. 16, 2009

Most Steals

1. 18, at Princeton, Dec. 2, 2008
2. 16, vs. Furman, Dec. 21, 2009
3. 15, vs. Vanderbilt, Jan. 16, 2008
- 15, vs. NC Central, Dec. 16, 2008
5. 14, vs. Baylor, Jan. 2, 2010
- 14, at Clemson, Dec. 6, 2009
- 14, vs. USC Upstate, Nov. 22, 2008

Most Points At Halftime

1. 52, vs. Alabama, A&M, Nov. 13, 2009
2. 49, vs. Radford, Nov. 19, 2010
- 49, vs. Jacksonville, Nov. 27, 2009
4. 47, vs. Longwood, Jan. 5, 2010
- 47, vs. USC Upstate, Nov. 22, 2008
- 47, vs. Jacksonville State, Nov. 14, 2008

Most Points By Opponent

1. 98, Clemson, Dec. 30, 2008
2. 97, Florida, Feb. 3, 2009
3. 96, Vanderbilt, Feb. 28, 2009
4. 93, Jacksonville, Nov. 27, 2009
5. 92, Arkansas, Feb. 17, 2010

Fewest Points By Opponent

1. 41, USC Upstate, Nov. 23, 2010
2. 42, SE Louisiana, Dec. 21, 2011
3. 43, NC Central, Dec. 16, 2008
4. 45, Wofford, Dec. 28, 2011
5. 48, Furman, Dec. 5, 2008

Most Field Goals Made By Opponent

1. 36, Clemson, Dec. 30, 2008
2. 35, Tennessee, March 5, 2009
3. 33, Boston College, Jan. 1, 2011
- 33, Vanderbilt, Jan. 16, 2010
5. 32, WKU, Nov. 27, 2010
- 32, Kentucky, Feb. 25, 2010

Fewest Field Goals Made By Opponent

1. 15, SE Louisiana, Dec. 21, 2011
- 15, USC Upstate, Nov. 23, 2010
3. 16, at Elon, Nov. 15, 2011
- 16, Furman, Dec. 5, 2008
5. 17, Western Carolina, Nov. 11, 2011
- 17, Wofford, Dec. 11, 2010
- 17, NC Central, Dec. 16, 2008

Most Rebounds By Opponent

1. 57, Miami (Fla.), Nov. 22, 2009
2. 52, WKU, Nov. 27, 2010
- 52, Baylor, Jan. 2, 2010
4. 50, Mississippi State, March 13, 2009
5. 49, Alabama, March 3, 2010
- 49, Georgia, March 7, 2009

Fewest Rebounds By Opponent

1. 27, Tennessee, March 3, 2011
2. 28, Southern California, Nov. 26, 2011
- 28, Tennessee State, Nov. 20, 2011
- 28, Vanderbilt, March 6, 2010
- 28, Presbyterian, Dec. 23, 2008
- 28, Furman, Dec. 5, 2008
7. 29, Western Carolina, Nov. 11, 2011
- 29, Wofford, Dec. 11, 2010
- 29, Wofford, Jan. 5, 2009

GAME 1 - SOUTH CAROLINA, 75, WESTERN CAROLINA 50 COLUMBIA, S.C. - NOV. 11, 2011

COLUMBIA, S.C. - Freshman Anthony Gill and sophomore Brenton Williams scored 14 and 13 points, respectively, to lead the South Carolina men's basketball team to a season-opening 75-50 victory over Western Carolina on Friday night at Colonial Life Arena.

Gill was 6-of-7 from the floor, including 1-for-1 from 3-point range, while Williams was 5-for-8 on the night. Williams also led a solid defensive effort, collecting five of the Gamecocks' 11 steals. Senior Malik Cooke added 10 points and seven rebounds, and junior Lakeem Jackson filled the stat sheet with five points, five assists, 10 rebounds and three steals.

With the win, the Gamecocks (1-0) claim their 11th straight season opener, including a 4-0 mark under head coach Darrin Horn.

South Carolina dominated nearly every statistical category as it shot 50.8 percent from the floor (30-of-59) and held the Catamounts to 36.2 percent shooting (17-of-47). The Gamecocks also held a decisive advantage in points in the paint (46-18), second chance points (20-9), bench points (38-16) and points off turnovers (22-15) and they controlled the boards with a 37-29 edge, including 18 offensive boards.

The Gamecocks used their defensive pressure to break an 8-8 tie early on with an 8-0 run, including six straight points off turnovers. Williams made a transition layup off a steal by Brian Richardson to cap the run and give South Carolina a 16-8 lead at the 10:40 mark.

Western Carolina (0-1) scrapped back with back-to-back 3-pointers and a dunk by Brandon Boggs to knot the game at 16-16, but South Carolina scored the next nine points to build a lead it would not relinquish. Williams gave the Gamecocks their biggest lead of the half at 33-22 by converting a layup off a steal by Jackson, one of five South Carolina had in the half. Williams, who paced the Gamecocks with 11 points in the half, sank a pair of free throws with less than a minute remaining to give South Carolina a 35-25 advantage heading into the locker room.

The Gamecocks outscored Western Carolina 40-25 in the second half as they held the Catamounts to just 32 percent shooting. Gill drained a 3-pointer at the 17:00 mark to give South Carolina a 43-29 lead. After Boggs knocked down a jumper to trim the Gamecocks' lead to 43-33 with 15:06 remaining, South Carolina outscored Western Carolina 26-10 over the next 10 minutes to pull away for the win.

Sophomore Eric Smith chipped in a career-high nine points and four assists for the Gamecocks.

Trey Sumler and Harouna Mutombo netted 11 points apiece to lead Western Carolina.

GAME 2 - SOUTH CAROLINA 53, ELON 58 ELON, N.C. - NOV. 15, 2011

ELON, N.C. - The South Carolina men's basketball team (1-1) suffered a 58-53 non-conference loss at Elon (1-1) on Tuesday. Freshman forward Anthony Gill and senior Malik Cooke led the Gamecocks with nine points each.

The team's combined for 42 fouls in the game, with the Gamecocks called for 24 and Elon 18.

South Carolina shot just 31.3 percent (20-64) in the contest, including an 11.1 percent (3-27) mark from 3-point range.

Elon was led by Lucas Troutman with 16 points on 5-of-8 shooting from the field and a 6-of-6 effort from the free throw line. Freshman guard Austin Hamilton chipped in 12 points and two assists.

Back and forth play was the story of the first part of the opening half. Two Troutman free throws gave Elon a 13-10 lead with 10:52 remaining in the first half.

The teams traded layups to follow, before consecutive dunks by sophomore guard Brian Richardson followed by a jumper by sophomore guard Eric Smith gave the Gamecocks their first lead of the game at 20-19 with just over four minutes remaining before halftime.

Elon regained the lead on two Kevin Blake free throws at the 3:52 mark and the Phoenix capitalized during the final minutes of the half to hold an 11-point lead at 34-23 at the break.

South Carolina used a 15-6 run through the first eight minutes of the second half to pull within two at 40-38. Foul trouble plagued the Gamecocks during the later portion of the contest, however, as both Cooke and junior guard Lakeem Jackson fouled out of the game.

Elon held the lead for the remainder of the second half and Ryley Beaumont hit four free throws with under 30 seconds remaining to close the win for the Phoenix.

Official Basketball Box Score -- Game Totals -- Final Statistics Western Carolina vs South Carolina 11/11/11 7 p.m. at Columbia, S.C. (Colonial Life Arena)

Western Carolina 50 • 0-1

#	Player		Total		3-Ptr		Rebounds			PF	TP	A	TO	Blk	Stl	Min
			FG	FGA	FG	FGA	FT	Off	Def	Tot						
32	KING, Tawaski	f	2-5	0-0	0-1	1	1	2	5	4	1	1	0	1	0	29
40	ROSS, Preston	f	0-2	0-2	1-2	0	0	0	1	1	0	1	0	0	0	12
05	SUMLER, Trey	g	2-5	2-3	5-6	1	3	4	2	11	4	5	0	1	35	
22	MUTOMBO, Harouna	g	4-9	0-1	3-5	3	5	8	2	11	1	3	0	0	30	
24	BOGGS, Brandon	g	3-8	1-4	0-0	2	1	3	2	7	1	3	2	1	28	
00	TANKELEWICZ, Tom		2-5	1-2	1-2	2	2	4	1	6	0	0	0	1	14	
01	HALL, Kenny		0-0	0-0	0-0	0	1	1	1	0	0	0	0	0	4	
02	DUNFORD, Dillon		0-0	0-0	0-0	0	0	0	0	0	0	1	0	0	1	
04	COLE, Keaton		3-9	2-6	0-0	0	1	1	0	8	3	5	0	3	28	
25	SINCLAIR, James		1-1	0-0	0-0	0	0	0	0	2	0	0	0	0	3	
33	HOLLIS, Ishmael		0-1	0-0	0-0	0	1	1	2	0	0	0	0	1	10	
44	SMITHSON, Sam		0-2	0-0	0-0	1	0	1	1	0	0	0	2	0	6	
Team						3	1	4								
Totals			17-47	6-18	10-16	13	16	29	17	50	10	19	4	8	200	
FG % 1st Half: 9-22			40.9%	2nd half: 8-25	32.0%	Game: 17-47	36.2%									
3FG % 1st Half: 2-8			25.0%	2nd half: 4-10	40.0%	Game: 6-18	33.3%									
FT % 1st Half: 5-9			55.6%	2nd half: 5-7	71.4%	Game: 10-16	62.5%									

Deadball
Rebounds
3,1

South Carolina 75 • 1-0

#	Player		Total		3-Ptr		Rebounds			PF	TP	A	TO	Blk	Stl	Min
			FG	FGA	FG	FGA	FT	Off	Def	Tot						
13	GILL, Anthony	f	6-7	1-1	1-2	2	2	4	2	14	1	1	0	0	23	
15	COOKE, Malik	f	3-8	0-0	4-6	5	2	7	0	10	1	3	0	0	23	
24	HARRIS, Damontre	f	1-4	0-0	1-2	1	0	1	4	3	0	1	2	0	19	
30	JACKSON, Lakeem	g	2-4	0-0	1-1	2	8	10	2	5	5	0	0	3	21	
32	LEONARD, Damien	g	2-10	1-5	0-0	1	0	1	1	5	0	1	1	1	22	
01	WILLIAMS, Brenton		5-8	1-1	2-2	0	2	2	1	13	1	4	0	5	17	
02	RICHARDSON, Brian		2-4	1-3	0-0	1	0	1	1	5	1	0	1	1	19	
05	SMITH, Eric		4-6	1-2	0-2	0	0	0	0	9	4	1	0	0	19	
33	SLAWSON, RJ		3-4	0-0	1-2	3	0	3	3	7	1	0	0	1	21	
45	GEATHERS, Carlton		2-4	0-0	0-0	1	5	6	0	4	0	0	1	0	16	
Team						2	0	2				1				
Totals			30-59	5-12	10-17	18	19	37	14	75	14	12	5	11	200	
FG % 1st Half: 15-30			50.0%	2nd half: 15-29	51.7%	Game: 30-59	50.8%									
3FG % 1st Half: 1-4			25.0%	2nd half: 4-8	50.0%	Game: 5-12	41.7%									
FT % 1st Half: 4-6			66.7%	2nd half: 6-11	54.5%	Game: 10-17	58.8%									

Deadball
Rebounds
1,2

Officials: Mike Kitts, Brian Shey, Carlos Gonzalez
Technical fouls: Western Carolina-None. South Carolina-None.
Attendance: 9330
2011-12 Season Opener

Score by periods	1st	2nd	Total
Western Carolina	25	25	50
South Carolina	35	40	75

Points	In	Off	2nd	Fast	Bench
WCU	18	15	9	10	16
SC	46	22	20	19	38

Last FG - WCU 2nd-00:33, SC 2nd-01:11.
Largest lead - WCU by 3 1st-13:26, SC by 27 2nd-01:11.

Score tied - 5 times.
Lead changed - 3 times.

Official Basketball Box Score -- Game Totals -- Final Statistics South Carolina vs Elon 11/15/11 7:00 p.m. at Elon, N.C. (Alumni Gym)

South Carolina 53 • 1-1

#	Player		Total		3-Ptr		Rebounds			PF	TP	A	TO	Blk	Stl	Min
			FG	FGA	FG	FGA	FT	Off	Def	Tot						
13	GILL, Anthony	f	4-5	0-0	1-3	2	7	9	4	9	0	2	1	0	28	
15	COOKE, Malik	f	3-10	1-3	2-2	2	3	5	5	9	1	0	0	0	26	
24	HARRIS, Damontre	f	2-6	0-0	4-7	6	4	10	1	8	0	1	1	2	26	
30	JACKSON, Lakeem	g	2-4	0-0	1-2	3	1	4	5	5	1	2	0	2	26	
32	LEONARD, Damien	g	2-17	1-11	2-2	2	0	2	2	7	2	0	0	2	27	
01	WILLIAMS, Brenton		1-3	1-3	0-0	0	1	1	1	3	0	1	0	0	13	
02	RICHARDSON, Brian		2-9	0-6	0-0	0	0	0	0	4	0	0	0	1	21	
05	SMITH, Eric		3-5	0-2	0-1	0	1	1	2	6	2	1	0	1	14	
33	SLAWSON, RJ		1-5	0-2	0-0	1	2	3	2	2	0	0	0	1	11	
45	GEATHERS, Carlton		0-0	0-0	0-0	0	1	1	2	0	0	0	0	0	8	
Team						2	2	4								
Totals			20-64	3-27	10-17	18	22	40	24	53	6	7	2	9	200	
FG % 1st Half: 8-32			25.0%	2nd half: 12-32	37.5%	Game: 20-64	31.3%									
3FG % 1st Half: 0-12			0.0%	2nd half: 3-15	20.0%	Game: 3-27	11.1%									
FT % 1st Half: 7-11			63.6%	2nd half: 3-6	50.0%	Game: 10-17	58.8%									

Deadball
Rebounds
3

Elon 58 • 1-1

#	Player		Total		3-Ptr		Rebounds			PF	TP	A	TO	Blk	Stl	Min
			FG	FGA	FG	FGA	FT	Off	Def	Tot						
21	BEAUMONT, Ryley	f	1-2	1-1	3-4	0	5	5	3	6	0	1	0	0	20	
31	TROUTMAN, Lucas	f	5-8	0-0	6-6	2	3	5	4	16	2	2	2	0	25	
01	SPRADLIN, Drew	g	2-5	2-4	0-0	1	4	5	1	6	2	4	0	0	25	
10	HAMILTON, Austin	g	4-7	0-1	4-8	0	3	3	2	12	2	1	0	0	32	
24	KOCH, Sebastian	g	0-5	0-4	2-2	1	2	3	2	2	1	1	0	0	27	
00	BONNEY, Josh		0-2	0-0	0-0	0	2	2	1	0	0	1	0	1	7	
11	BLAKE, Kevin		0-3	0-2	3-6	1	5	6	0	3	0	1	0	1	28	
12	DUGAS, Roger		1-1	0-0	0-0	0	0	0	0	2	0	1	0	0	5	
23	EDOMWONYI, Egeheosa		0-2	0-0	2-2	1	1	2	5	2	1	3	0	0	17	
44	ERVIN, Brett		3-5	3-4	0-0	2	4	6	0	9	1	0	0	0	14	
Team						0	1	1								
Totals			16-40	6-16	20-28	8	30	38	18	58	9	14	3	1	200	
FG % 1st Half: 8-19			42.1%	2nd half: 8-21	38.1%	Game: 16-40	40.0%									
3FG % 1st Half: 5-8			62.5%	2nd half: 1-8	12.5%	Game: 6-16	37.5%									
FT % 1st Half: 13-16			81.3%	2nd half: 7-12	58.3%	Game: 20-28	71.4%									

<

GAME 3 - SOUTH CAROLINA 63, TENNESSEE STATE 64

COLUMBIA, S.C. - NOV. 20, 2011

COLUMBIA, S.C. - The South Carolina Gamecocks (1-2) suffered a 64-63 defeat against Tennessee State (2-2) on Sunday night at Colonial Life Arena competing in the Continental Tire Las Vegas Invitational. Sophomore guard Eric Smith led the Gamecocks with 18 points, doubling a career high.

Tennessee State started a run as the game passed the 10-minute mark and held a 15-9 lead with just over eight minutes left in the opening half. Carolina gained new life 30 seconds later after senior Malik Cooke poked the ball free from a Tiger guard and Lakeem Jackson collected the loose ball to take it down the floor and slam home a two-handed dunk.

Tennessee State's Robert Covington would hit a 3 at the other end, but Cooke would follow with a free throw and Damien Leonard hit a 3 from the corner to pull the Gamecocks to within three points of the Tigers with 5:31 left in the stanza. Following the under-four minute media timeout, Tennessee State's Jordan Cyphers buried two 3s and added three free throws, as the Tigers took a 33-19 lead into the locker room at halftime.

Sophomore forward Damontre Harris would convert a three-point play and Smith would hit a pair of 3s from the left wing to bring the Garnet and Black scratching back in the second half. With 10:07 left, Smith drove to the hole and dished a pass to RJ Slawson who finished the possession with a layup to near the score at 49-38.

The Tigers took a timeout to halt the momentum, but the Gamecocks' run wasn't over, as right off the break solid defense set up Cooke for a mid-range jumper followed by a 3 from the wing to pull within six points of the Tiger lead with 8:46 remaining.

Following the under-eight minute media timeout, Carolina pressed the Tigers off the break and Slawson came up with a steal at mid-court to set up a deep 3 from Smith at the top of the key to pull the Gamecocks to within two points with 7:20 left on the clock.

With 3:17 remaining, Tennessee State's Wil Peters hit a 3 to push the lead to 63-56 Tigers, but Smith would respond with two more 3s to pull the lead back to two with 1:19 remaining in the contest.

A steal by Leonard gave the ball to Carolina with under a minute left. Slawson would be fouled under the basket with a chance to tie, as the score stood at 64-62 with seven seconds remaining. Slawson would hit one of the two attempts from the line, and the Tigers would miss the front end of a bonus shot from the line at the other end, but Tennessee State held on to earn the 64-63 win.

The Gamecocks held the advantage in the paint, outscoring the Tigers 24-14 and holding the rebounding advantage by a mark of 33-28.

Smith posted a career high with 18 points, while Jackson would add 12, and Cooke and Slawson contributed 10 apiece.

GAME 4 - SOUTH CAROLINA 61, MISS VALLEY STATE 57

COLUMBIA, S.C. - NOV. 22, 2011

COLUMBIA, S.C. - The South Carolina Gamecocks (2-2) rallied for a 61-57 victory over Mississippi Valley State (0-4) on Tuesday night at Colonial Life Arena competing in the second game of the Continental Tire Las Vegas Invitational. Senior forward Malik Cooke led the Gamecocks with 18 points, and freshman guard Damien Leonard scored a career-high 16 points for the Gamecocks. Freshman forward Anthony Gill corralled a game-leading seven rebounds, and redshirt freshman Carlton Geathers blocked a career high three shots.

Mississippi Valley State was led by junior guard Terrance Joyner with 22 points and senior forward Falando Jones who tallied 11 points in the contest. The Delta Devil's senior guard Cor-J Cox pulled down a game-leading seven rebounds. Senior center Paul Crosby and freshman guard Luca Pajkovic added six boards for MVSU.

After giving up the first basket to Mississippi Valley State, the Gamecocks went on a 23-7 run to start the game. Leonard led the charge during the Gamecocks' surge with 12 points on a 4-of-5 performance from behind the arc. The run gave the Gamecocks a 14-point lead, their largest of the game, at the 8:16 mark in the first half.

Mississippi Valley State found a rhythm and went on a run of their own. The Delta Devils outscored the Gamecocks 14 to 5 over the last 6:59 of the first half to pull within four points at the break. Geathers blocked Amos Studivant's jumper in the lane that would have tied the game at 28. Cooke was fouled on the subsequent rebound and knocked down two free throws with 21 seconds left in the half to give the Gamecocks a 30-26 advantage at the break.

Mississippi Valley State took the lead early coming out of the locker room on back-to-back transition layups to begin the second half by Kevin Burwell and Terrance Joyner. Joyner drew sophomore forward Damontre Harris' third foul and converted a three-point play that gave the Delta Devils a 31-30 lead, their first lead of the game since the opening basket.

South Carolina, who had begun to chip away at the MVSU lead since the 6:36 mark in the second half, then began a feverish comeback that was ignited by the Gamecocks defense. Sophomore forward R.J. Slawson stole the ball at midcourt due to the South Carolina press. Sophomore guard Eric Smith drained a three-pointer, which was assisted by Slawson on a crossover pass, to cut the lead to five at 48-53 with 3:19 remaining. South Carolina continued to apply the press and forced another turnover, which resulted in two Leonard free throws to bring the Gamecocks to within three. A third consecutive steal, this time on an inbounds pass created a Leonard fast break layup to cut the MVSU lead to one at 52-53.

Gill drew a charge on Crosby to give the Gamecocks a chance to take the lead. Slawson drained a jumper with just 2:00 minutes remaining to take the lead at 54-53. Cooke put back a Slawson miss to extend the Gamecocks' lead to three. Cooke collected a loose ball and hit two free throws to make the score 58-53 with 55.7 to go in the game.

The Delta Devils cut the Gamecocks' lead to one at a score of 58-57 on shots by Cox and freshman guard Brent Arrington with just 24 seconds remaining, but Cooke extended the Gamecock lead to 61-57 on two trips to the line.

Official Basketball Box Score -- Game Totals -- Final Statistics

Tennessee State vs South Carolina

11/20/11 6 p.m. at Columbia, S.C. (Colonial Life Arena)

Tennessee State 64 • 2-2

#	Player	Total		3-Ptr		Rebounds			PF	TP	A	TO	Blk	Stl	Min
		FG-FGA	FG-FGA	FT-FTA	FT-FTA	Off	Def	Tot							
31	MOORE, Kenny	f	2-7	0-3	3-6	0	4	4	2	7	2	1	0	1	22
33	COVINGTON, Robert	f	5-12	3-7	3-4	1	8	9	2	16	3	1	0	1	37
34	RHETT, M.J.	f	0-1	0-0	0-0	0	2	2	4	0	1	1	0	1	15
02	MILLER, Patrick	g	4-8	1-1	2-5	0	1	1	3	11	6	2	0	3	32
10	PETERS, Wil	g	3-7	2-5	0-0	0	1	1	2	8	0	4	0	3	34
03	BUTCHER, Kharon	g	1-1	1-1	0-0	0	2	2	1	3	2	0	0	0	15
12	BAWA, Muniru	g	0-1	0-0	0-0	0	0	0	0	0	0	0	0	0	4
21	THORNTON, Kellen	g	3-3	0-0	1-2	1	1	2	5	7	1	1	0	0	18
44	GREEN, Michael	g	0-0	0-0	0-0	0	0	0	2	0	0	2	0	0	7
45	CYPHERS, Jordan	g	3-7	3-5	3-4	1	1	2	2	12	0	1	1	0	16
Team						3	2	5							
Totals			21-47	10-22	12-21	6	22	28	23	64	15	13	1	9	200

FG % 1st Half:	10-26	38.5%	2nd half:	11-21	52.4%	Game:	21-47	44.7%	Deadball Rebounds 6,2
3FG % 1st Half:	6-13	46.2%	2nd half:	4-9	44.4%	Game:	10-22	45.5%	
FT % 1st Half:	7-14	50.0%	2nd half:	5-7	71.4%	Game:	12-21	57.1%	

South Carolina 63 • 1-2

#	Player	Total		3-Ptr		Rebounds			PF	TP	A	TO	Blk	Stl	Min
		FG-FGA	FG-FGA	FT-FTA	FT-FTA	Off	Def	Tot							
13	GILL, Anthony	f	1-3	0-0	0-0	1	1	2	2	2	3	0	0	0	21
15	COOKE, Malik	f	4-12	1-6	1-2	1	5	6	4	10	2	4	3	2	36
24	HARRIS, Damontre	f	2-2	0-0	1-1	0	7	7	2	5	0	0	2	0	16
30	JACKSON, Lakeem	g	5-6	0-0	2-4	0	2	2	1	12	3	4	0	0	26
32	LEONARD, Damien	g	1-5	1-5	2-4	1	0	1	3	5	2	2	0	2	24
01	WILLIAMS, Brenton	g	0-1	0-1	1-2	0	0	0	0	1	0	0	0	0	2
02	RICHARDSON, Brian	g	0-8	0-5	0-0	1	0	1	3	0	2	0	0	0	16
05	SMITH, Eric	g	6-10	5-7	1-1	0	2	2	2	18	1	4	0	0	18
33	SLAWSON, RJ	g	3-7	0-2	4-6	3	3	6	3	10	0	2	1	1	28
45	GEATHERS, Carlton	g	0-1	0-0	0-0	1	1	2	1	0	0	0	1	0	13
Team						4	0	4							
Totals			22-55	7-26	12-20	12	21	33	21	63	13	16	7	5	200

FG % 1st Half:	5-22	22.7%	2nd half:	17-33	51.5%	Game:	22-55	40.0%	Deadball Rebounds 4,2
3FG % 1st Half:	1-8	12.5%	2nd half:	6-18	33.3%	Game:	7-26	26.9%	
FT % 1st Half:	8-15	53.3%	2nd half:	4-5	80.0%	Game:	12-20	60.0%	

Officials: Bill Covington Jr., Ron Tyburski, Sean Casady
Technical fouls: Tennessee State-None. South Carolina-None.
Attendance: 9045
Las Vegas Invitational

Score by periods	1st	2nd	Total						
Tennessee State	33	31	64	Points	In	Off	2nd	Fast	Bench
South Carolina	19	44	63	TSU	14	14	11	6	22
				SC	24	15	9	11	29

Last FG - TSU 2nd-03:17, SC 2nd-01:19. Score tied - 0 times.
Largest lead - TSU by 22 2nd-14:49, SC by 4 1st-16:50. Lead changed - 3 times.

Official Basketball Box Score -- Game Totals -- Final Statistics

Miss. Valley State vs South Carolina

11/22/11 7 p.m. at Columbia, S.C. (Colonial Life Arena)

Miss. Valley State 57 • 0-4

#	Player	Total		3-Ptr		Rebounds			PF	TP	A	TO	Blk	Stl	Min
		FG-FGA	FG-FGA	FT-FTA	FT-FTA	Off	Def	Tot							
12	STUDIVANT,Amos	f	1-3	0-0	1-4	0	2	2	4	3	0	1	0	0	22
23	JONES,Falando	f	3-7	1-2	4-4	0	2	2	5	11	6	1	1	3	32
32	CROSBY,Paul	c	2-7	0-1	1-1	2	4	6	3	5	0	4	2	1	32
03	JOYNER,Terrance	g	8-13	4-5	2-4	0	1	1	5	22	2	3	1	2	37
25	BURWELL,Kevin	g	2-7	1-4	0-0	1	1	2	3	5	2	3	1	0	35
05	PAJKOVIC,Luka	g	0-0	0-0	0-0	0	0	0	0	0	0	0	0	0	1
11	ARRINGTON,Brent	g	1-5	0-3	2-3	2	4	6	2	4	1	2	0	2	16
21	COX,Cor-J	g	3-7	1-2	0-0	1	7	8	2	7	0	2	1	0	25
Team						1	2	3							
Totals			20-49	7-17	10-16	7	23	30	24	57	12	14	5	8	200

FG % 1st Half:	7-24	29.2%	2nd half:	13-25	52.0%	Game:	20-49	40.8%	Deadball Rebounds 2,2
3FG % 1st Half:	4-11	36.4%	2nd half:	3-6	50.0%	Game:	7-17	41.2%	
FT % 1st Half:	8-12	66.7%	2nd half:	2-4	50.0%	Game:	10-16	62.5%	

South Carolina 61 • 2-2

#	Player	Total		3-Ptr		Rebounds			PF	TP	A	TO	Blk	Stl	Min
		FG-FGA	FG-FGA	FT-FTA	FT-FTA	Off	Def	Tot							
13	GILL, Anthony	f	3-6	0-0	2-3	3	5	8	3	8	1	2	0	0	29
15	COOKE, Malik	f	4-8	0-3	10-12	1	3	4	1	18	3	1	2	3	32
24	HARRIS, Damontre	f	1-3	0-0	2-2	2	1	3	2	4	0	1	1	0	19
05	SMITH, Eric	g	3-6	2-3	0-1	1	2	3	2	8	2	4	0	2	31
32	LEONARD, Damien	g	5-12	4-9	2-2	0	3	3	2	16	0	3	0	1	32
02	RICHARDSON, Brian	g	1-5	0-3	0-0	0	2	2	1	2	1	1	0	0	11
30	JACKSON, Lakeem	g	0-2	0-0	1-3	2	1	3	1	1	0	1	0	0	19
33	SLAWSON, RJ	g	2-6	0-0	0-2	1	2	3	4	4	2	0	1	1	16
45	GEATHERS, Carlton	g	0-0	0-0	0-0	0	3	3	1	0	0	0	3	0	11
Team						2	2	4							
Totals			19-48	6-18	17-25	12	24	36	17	61	9	13	7	7	200

FG % 1st Half:	10-21	47.6%	2nd half:	9-27	33.3%	Game:	19-48	39.6%	Deadball Rebounds 2,1
3FG % 1st Half:	5-10	50.0%	2nd half:	1-8	12.5%	Game:	6-18	33.3%	
FT % 1st Half:	5-10	50.0%	2nd half:	12-15	80.0%	Game:	17-25	68.0%	

Officials: Alan Spainhour, Matt Potter, Tim Haddix
Technical fouls: Miss. Valley State-None. South Carolina-None.
Attendance: 6723
Las Vegas Invitational

Score by periods	1st	2nd	Total						
Miss. Valley State	26	31	57	Points	In	Off	2nd	Fast	Bench
South Carolina	30	31	61	MVSUM	18	15	3	8	11
				SC	22	17	14	13	7

Last FG - MVSUM 2nd-00:24, SC 2nd-01:19. Score tied - 3 times.
Largest lead - MVSUM by 11 2nd-06:36, SC by 14 1st-08:16. Lead changed - 5 times.

GAME 5 - SOUTH CAROLINA, 62, #1 NORTH CAROLINA 87 LAS VEGAS, NEV. - NOV. 25, 2011

LAS VEGAS. - The South Carolina men's basketball team (2-3) suffered an 87-62 loss to No. 1 North Carolina (5-0) on Friday in the Continental Tire Las Vegas Invitational, held at the Orleans Arena in Las Vegas. Sophomore forward RJ Slawson had an impressive game for South Carolina, posting career highs with 13 points, 14 rebounds and four blocks in the loss.

The Gamecocks had four reach double figures in the game, with freshman guard Damien Leonard leading the way with 15 points, followed by Slawson with 13, senior forward Malik Cooke with 12 and freshman forward Anthony Gill with 10. Slawson's 14 rebounds were a game high.

The top-ranked Tar Heels were led by Harrison Barnes with 21 points, while John Henson added 18 and P.J. Hairston tallied 19. Sophomore guard Kendall Marshall collected 14 assists and six steals.

North Carolina jumped out to a 27-10 lead midway through the first half, but sparked by Slawson's play, the Gamecocks battled back before halftime, where the Tar Heels would hold a 45-32 advantage.

Leonard hit two early 3s in the second half to pull Carolina within 11 at 51-40 with 16 minutes to go in the half.

The teams would trade buckets, but UNC would use a late run to push the final score to 87-62.

South Carolina shot 41.8 percent from the floor, hitting a season high nine 3s in the contest, paced by Leonard's season high five 3s.

GAME 6 - SOUTH CAROLINA 60, SOUTHERN CALIFORNIA 63 LAS VEGAS, NEV. - NOV. 16, 2011

LAS VEGAS. - The South Carolina men's basketball team (2-4) suffered a 63-60 loss to Southern California (3-4) in the final round of the Continental Tire Las Vegas Invitational at the Orleans Arena on Saturday night in Las Vegas. Sophomore forward Damontre Harris led the Gamecocks with a season high 15 points, while the Trojans were paced by sophomore guard Maurice Jones with a game high 28 points.

Led by Harris' 15, three Gamecocks registered double-digit points, as senior forward Malik Cooke added 10 and sophomore guard Brian Richardson contributed a season high 12 points on 4-of-7 shooting from 3-point range. Harris collected a team high six rebounds. The Gamecocks were out-rebounded in the contest for the first time this season.

Jones led all scorers with 28 points, hitting a perfect 7-of-7 from beyond the arc, while adding two layups and three from the foul line. He played 39 minutes in the contest. Sophomore forward Dewayne Dedmon chipped in 15 points and junior forward Aaron Fuller led the Trojans with 10 rebounds.

A Richardson 3 gave South Carolina a 26-23 upperhand with just under four minutes remaining in the first half, but the Trojans would connect on three layups before halftime to hold a 30-26 advantage at the break.

Back-to-back layups by Harris and Cooke to open the second half knotted the score at 30-30 with 18:48 remaining.

The teams would trade baskets through the middle of the half, with neither team holding more than a five-point advantage. A 3 by Cooke with 8:39 remaining gave the Gamecocks a 48-44 edge, but Jones would bury three 3s over the next five minutes to give Southern California a 58-53 lead with 3:09 remaining.

The score stayed close during the final minutes of play. The Gamecocks found themselves down three with 43 seconds to go, but another clutch jumper by Cooke would pull Carolina within one at 60-61 with 33 seconds remaining.

A Gamecock foul would give Jones a one-and-one opportunity with 25 seconds to go. Jones scored both at the line and the Gamecocks were unable to connect on a 3 late in the set, as Southern California won 63-60.

Official Basketball Box Score -- Game Totals -- Final Statistics SC vs NC 11/25/11 7:00pm at The Orleans

SC 62 • 2-3

#	Player	Total		3-Ptr		Rebounds			PF	TP	A	TO	Blk	Stl	Min
		FG-FGA	FG-FGA	FT-FTA	Off	Def	Tot								
05	SMITH, Eric	* 2-6	2-5	0-0	0	0	0	1	6	3	3	0	0	0	27
13	GILL, Anthony	* 3-7	0-0	4-6	3	3	6	5	10	2	3	0	1	23	
15	COOKE, Malik	* 4-9	2-2	2-4	2	3	5	3	12	4	3	2	2	29	
24	HARRIS, Damontre	* 0-2	0-0	0-0	2	3	5	3	0	0	0	1	1	19	
32	LEONARD, Damien	* 5-12	5-11	0-0	0	1	1	3	15	0	5	0	0	36	
02	RICHARDSON, Brian	2-6	0-4	0-0	0	3	3	4	4	2	3	0	0	19	
30	JACKSON, Lakeem	1-2	0-0	0-0	0	2	2	0	2	1	4	0	0	13	
33	SLAWSON, RJ	6-10	0-1	1-2	4	10	14	4	13	0	4	4	1	31	
45	GEATHERS, Carlton	0-1	0-0	0-0	0	2	2	2	0	0	0	0	0	3	
Team					3	2	5								
Totals		23-55	9-23	7-12	14	29	43	25	62	12	25	7	5	200	
FG % 1st Half: 12-25 48.0% 2nd half: 11-30 36.7% Game: 23-55 41.8% Deadball Rebounds 3															
3FG % 1st Half: 3-9 33.3% 2nd half: 6-14 42.9% Game: 9-23 39.1%															
FT % 1st Half: 5-9 55.6% 2nd half: 2-3 66.7% Game: 7-12 58.3%															

NC 87 • 5-0

#	Player	Total		3-Ptr		Rebounds			PF	TP	A	TO	Blk	Stl	Min
		FG-FGA	FG-FGA	FT-FTA	Off	Def	Tot								
01	Dexter Strickland	* 1-3	0-0	0-0	0	3	3	2	2	1	2	0	0	32	
05	Kendall Marshall	* 2-3	0-0	0-0	0	2	2	1	4	14	1	0	6	32	
31	John Henson	* 8-15	0-0	2-6	2	6	8	2	18	1	2	1	0	29	
40	Harrison Barnes	* 6-10	2-3	7-10	2	3	5	2	21	0	3	0	1	24	
44	Tyler Zeller	* 4-12	0-0	4-6	4	1	5	4	12	1	1	1	2	20	
11	Stilman White	1-1	1-1	0-0	0	0	0	0	3	1	0	0	0	3	
14	Desmond Hubert	0-0	0-0	0-0	0	0	0	0	0	0	0	0	0	1	
15	P.J. Hairston	5-8	5-8	4-6	1	1	2	1	19	0	0	0	1	15	
21	Jackson Simmons	0-0	0-0	0-0	1	0	1	0	0	0	1	0	0	1	
22	David Dupont	0-1	0-1	0-0	0	0	0	0	0	0	0	0	0	1	
24	Justin Watts	1-4	0-1	0-0	0	1	1	1	2	0	0	0	1	8	
30	Patrick Crouch	0-0	0-0	0-0	0	0	0	0	0	1	0	0	0	1	
34	Stewart Cooper	0-0	0-0	0-0	0	0	0	0	0	0	0	0	0	1	
35	Reggie Bullock	0-4	0-2	0-0	3	2	5	0	0	3	0	0	0	13	
43	James Michael McAdoo	3-6	0-0	0-2	0	1	1	2	6	0	0	1	0	19	
Team					2	0	2								
Totals		31-67	8-16	17-30	15	20	35	15	87	22	10	3	11	200	
FG % 1st Half: 16-35 45.7% 2nd half: 15-32 46.9% Game: 31-67 46.3% Deadball Rebounds 5															
3FG % 1st Half: 3-7 42.9% 2nd half: 5-9 55.6% Game: 8-16 50.0%															
FT % 1st Half: 10-15 66.7% 2nd half: 7-15 46.7% Game: 17-30 56.7%															

Officials: Onell, Stigliano, Schnur
Technical fouls: SC-RICHARDSON, Brian; COOKE, Malik. NC-None.
Attendance:

Score by periods	1st	2nd	Total
SC	32	30	62
NC	45	42	87

Last FG - SC 2nd-00:30, NC 2nd-00:52.
Largest lead - SC None, NC by 27 2nd-00:52.

Score tied - 0 times.
Lead changed - 0 times.

Official Basketball Box Score -- Game Totals -- Final Statistics Southern Cal vs South Carolina 11/26/11 4:30pm at The Orleans

Southern Cal 63 • 3-4

#	Player	Total		3-Ptr		Rebounds			PF	TP	A	TO	Blk	Stl	Min
		FG-FGA	FG-FGA	FT-FTA	Off	Def	Tot								
02	ALLEN, G	* 1-4	0-3	0-0	0	1	1	1	2	3	0	0	0	32	
10	Jones, Maurice	* 9-15	7-7	3-5	0	1	1	2	28	2	3	0	2	39	
14	DEDMON, D	* 6-8	0-0	3-3	5	3	8	3	15	0	2	1	3	35	
21	Fuller, Aaron	* 2-6	0-0	2-4	6	4	10	2	6	2	2	0	1	35	
25	WESLEY, B	* 4-7	0-0	0-0	1	1	2	3	8	0	2	0	0	35	
03	Moore, Alexis	0-2	0-0	0-0	0	1	1	1	0	0	1	0	0	13	
24	Munoz, Daniel	0-1	0-0	0-0	1	0	1	0	0	0	0	0	0	0	
31	Błaszczyk, James	0-1	0-0	0-0	0	2	2	0	0	0	0	0	0	5	
33	JACKSON, G	2-4	0-1	0-0	0	1	1	1	4	0	0	0	0	6	
Team					1	0	1								
Totals		24-48	7-11	8-12	14	14	28	13	63	7	10	1	6	200	
FG % 1st Half: 12-28 42.9% 2nd half: 12-20 60.0% Game: 24-48 50.0% Deadball Rebounds 2															
3FG % 1st Half: 2-5 40.0% 2nd half: 5-6 83.3% Game: 7-11 63.6%															
FT % 1st Half: 4-6 66.7% 2nd half: 4-6 66.7% Game: 8-12 66.7%															

South Carolina 60 • 2-4

#	Player	Total		3-Ptr		Rebounds			PF	TP	A	TO	Blk	Stl	Min
		FG-FGA	FG-FGA	FT-FTA	Off	Def	Tot								
05	SMITH, Eric	* 1-1	1-1	0-0	0	0	0	4	3	1	3	0	1	20	
13	GILL, Anthony	* 2-3	0-0	3-3	2	0	2	2	7	2	0	0	2	18	
15	COOKE, Malik	* 4-5	1-2	1-1	0	2	2	2	10	0	3	0	1	30	
24	HARRIS, Damontre	* 7-11	0-0	1-1	3	3	6	1	15	0	0	2	0	30	
32	LEONARD, Damien	* 0-6	0-4	0-0	0	0	0	2	0	0	1	0	0	23	
02	RICHARDSON, Brian	4-9	4-7	0-0	0	2	2	2	12	1	2	0	0	27	
30	JACKSON, Lakeem	1-1	0-0	2-2	0	1	1	1	4	4	3	1	0	20	
33	SLAWSON, RJ	3-6	2-3	1-1	0	3	3	1	9	2	1	1	0	29	
45	GEATHERS, Carlton	0-0	0-0	0-0	0	0	0	1	0	0	0	0	0	3	
Team					1	1	2								
Totals		22-42	8-17	8-8	6	12	18	16	60	10	13	4	4	200	
FG % 1st Half: 10-22 45.5% 2nd half: 12-20 60.0% Game: 22-42 52.4% Deadball Rebounds 0															
3FG % 1st Half: 4-10 40.0% 2nd half: 4-7 57.1% Game: 8-17 47.1%															
FT % 1st Half: 2-2 100.0 2nd half: 6-6 100.0 Game: 8-8 100.0															

Officials: Darren George, Jeb Hartness, Mark Schur
Technical fouls: Southern Cal-None. South Carolina-None.
Attendance:

Score by periods	1st	2nd	Total
Southern Cal	30	33	63
South Carolina	26	34	60

Last FG - USC 2nd-00:43, SC 2nd-00:33.
Largest lead - USC by 5 2nd-16:52, SC by 4 1st-09:48.

Score tied - 9 times.
Lead changed - 9 times.

GAME 7 - SOUTH CAROLINA 67, PROVIDENCE 76

COLUMBIA, S.C. - DEC. 1, 2011

COLUMBIA, S.C. - Despite a late rally, South Carolina (2-5) could not overcome a 14-point deficit and suffered a 76-67 defeat to Providence (6-2) at Colonial Life Arena on Thursday night as a part of the Big East/SEC Challenge. Senior forward Malik Cooke led the Gamecock offense, shooting 8-of-12 from the field and scoring a season-high 21 points. Sophomore guard Eric Smith also added 16 points.

Sophomore forward R.J. Slawson's eight rebounds paced South Carolina in holding a 40-34 advantage in the rebounding category, and freshman forward Carlton Geathers tied a career-high with three blocks on the night.

The Friars found themselves with a 15-8 lead as the game crossed the 11:00 mark in the first half, but a 3-point basket from Cooke from the top of the key and a tough layup brought the Gamecocks to within two at the halfway point of the first half. Providence would maintain the lead though near the end of the half and went into the break leading the game 34-27.

Carolina would fight back in the second half with a 7-0 run started by a Lakeem Jackson dunk with 11:50 left to play. Cooke would follow with two free throws and sophomore guard Brian Richardson capped off the run with a three-point play to make the game 51-47 Friars with 8:58 left to go.

Providence answered with a pair of free throws by Gerard Coleman and staved off the Gamecock rally to open their lead back up to 10 with five and a half minutes left.

South Carolina staged a late comeback as Cooke hit his third 3 of the night and sophomore Bruce Ellington finished off an acrobatic layup with 3:34 remaining. Cooke would hit another jumper to cut the Friar lead to seven, but Providence would answer with solid free throw shooting to close out the game.

GAME 8 - SOUTH CAROLINA 58, CLEMSON 55

CLEMSON, S.C. - DEC. 4, 2011

CLEMSON, S.C. - Malik Cooke hit two free throws with 6.7 seconds remaining to seal a 58-55 South Carolina victory over Clemson on Sunday at Littlejohn Coliseum. The Gamecocks improve to 3-5 on the year, while Clemson falls to 4-3. The victory was South Carolina's first at Clemson since the 2003 campaign, while it was Carolina's second straight victory over the Tigers.

Sophomore forward Damontre Harris contributed 10 points, six rebounds and a career-high five blocks to pace the Gamecocks, and Cooke sealed the win with two free throws in the final seven seconds en route to six points, eight rebounds and four steals in the game. In just his second game back with the basketball team, sophomore guard Bruce Ellington contributed nine points, including two key free throws with 13 seconds remaining.

Both teams traded baskets to start the contest before Clemson extended its lead to 22-16 with 8:31 remaining in the opening half. Sophomore guard Eric Smith responded for Carolina with a driving layup, but Clemson's Andre Young connected on a 3 for a 25-18 Tiger advantage with 5:44 on the clock.

Both team's had their offensive chances the remainder of the half. Young hit a layup, and a 3 by Tanner Smith pushed the Tiger lead to 35-25 with just seconds remaining before halftime, but Ellington stepped to the 3-point line and hit a jumper with 1.9 seconds on the clock to pull the Gamecocks within seven at the break, 35-28.

Both teams started slow on the offensive end to open the second half. Junior forward Lakeem Jackson hit a bank shot with 18:42 on the clock and Cooke connected on a jumper 30 seconds later, as the Tiger lead was just three points at the 16-minute mark.

A putback by Harris with 4:36 on the clock knotted the score at 47-47, before a layup by freshman forward Anthony Gill with just over three minutes remaining gave the Gamecocks a 49-47 advantage.

Clemson responded to tie the score at 49 before Gill gave the Gamecocks a 52-49 advantage on a 3 from the wing with 1:19 on the clock.

Clemson's Devin Booker made two free throws to pull within one at 52-51 with 58.1 on the clock, before Smith hit a crucial shot for the Gamecocks, connecting on a jumper assisted by Ellington with 25.9 seconds remaining, pushing the Carolina advantage to 54-51.

Ellington and Cooke both connected on free throw opportunities down the stretch, and Clemson's Smith was unable to tie the score on three free throw attempts, as the Gamecock earned the 58-55 victory.

Official Basketball Box Score -- Game Totals -- Final Statistics

Providence College vs South Carolina

12/1/11 7 p.m. at Columbia, S.C. (Colonial Life Arena)

Providence College 76 • 6-2

##	Player	Total		3-Ptr		Rebounds			PF	TP	A TO Blk			Stl	Min
		FG-FGA	FG-FGA	FT-FTA	Off Def Tot										
23	HENTON, LaDontae	f	6-9	3-3	3-3	3	5	8	1	18	2	2	0	0	40-
34	GIPLAYE, Ron	f	0-2	0-0	1-2	0	3	3	3	1	0	0	2	0	13
01	COLEMAN, Gerard	g	4-9	0-1	10-13	0	4	4	0	18	4	3	0	1	40
11	COTTON, Bryce	g	3-8	2-4	5-5	2	4	6	2	13	4	3	0	1	39
32	COUNCIL, Vincent	g	7-14	1-3	1-2	0	0	0	2	16	6	5	1	2	39
13	KOFANE, Brice		0-1	0-0	0-0	0	2	2	1	0	0	0	0	0	5
21	GOLDSBROUGH, Lee		0-0	0-0	0-0	0	0	0	0	0	0	0	0	0	2
42	DIXON, Bilal		4-7	0-0	2-2	2	5	7	1	10	0	2	7	0	22
Team						0	4	4							
Totals			24-50	6-11	22-27	7	27	34	10	76	16	15	10	4	200
FG % 1st Half: 13-28 46.4% 2nd half: 11-22 50.0% Game: 24-50 48.0%															
3FG % 1st Half: 3-5 60.0% 2nd half: 3-6 50.0% Game: 6-11 54.5%															
FT % 1st Half: 5-7 71.4% 2nd half: 17-20 85.0% Game: 22-27 81.5%															
Deadball Rebounds 2															

South Carolina 67 • 2-5

##	Player	Total		3-Ptr		Rebounds			PF	TP	A TO Blk			Stl	Min
		FG-FGA	FG-FGA	FT-FTA	Off Def Tot										
13	GILL, Anthony	f	3-6	0-0	1-1	2	1	3	0	7	2	1	0	0	17
15	COOKE, Malik	f	8-12	3-5	2-2	2	1	3	2	21	3	4	2	4	33
24	HARRIS, Damontre	f	0-1	0-0	0-0	1	1	2	1	0	0	0	1	0	15
05	SMITH, Eric	g	6-13	3-8	1-2	1	2	3	2	16	1	0	0	2	28
32	LEONARD, Damien	g	0-5	0-5	0-0	0	2	2	1	0	0	1	0	0	9
02	RICHARDSON, Brian		2-12	0-6	1-1	2	2	4	3	5	0	0	0	0	17
23	ELLINGTON, Bruce		3-11	0-4	0-0	1	1	2	3	6	1	2	0	0	27
30	JACKSON, Lakeem		2-4	0-1	0-0	5	1	6	2	4	1	2	0	1	24
33	SLAWSON, RJ		2-8	0-1	4-4	4	4	8	4	8	1	2	1	2	22
45	GEATHERS, Carlton		0-0	0-0	0-0	0	3	3	1	0	0	1	3	0	8
Team						2	2	4							
Totals			26-72	6-30	9-10	20	20	40	19	67	9	13	7	9	200
FG % 1st Half: 12-39 30.8% 2nd half: 14-33 42.4% Game: 26-72 36.1%															
3FG % 1st Half: 2-14 14.3% 2nd half: 4-16 25.0% Game: 6-30 20.0%															
FT % 1st Half: 1-2 50.0% 2nd half: 8-8 100.0% Game: 9-10 90.0%															
Deadball Rebounds 1															

Officials: Doug Simrons, Karl Hess, Mike Roberts
Technical fouls: Providence College-None. South Carolina-None.
Attendance: 7476
Big East/SEC Challenge

Score by periods	1st	2nd	Total
Providence College	34	42	76
South Carolina	27	40	67

Last FG - PC 2nd-01:36, SC 2nd-00:35.
Largest lead - PC by 14 2nd-04:04, SC by 2 1st-19:09.

Score tied - 1 time.
Lead changed - 1 time.

Official Basketball Box Score -- Game Totals -- Final Statistics

South Carolina vs Clemson

12/4/11 3:30 PM at Clemson, SC (Littlejohn Coliseum)

South Carolina 58 • 3-5

##	Player	Total		3-Ptr		Rebounds			PF	TP	A TO Blk			Stl	Min
		FG-FGA	FG-FGA	FT-FTA	Off Def Tot										
13	GILL, Anthony	f	3-7	2-3	2-4	0	6	6	4	10	0	0	0	0	24
15	COOKE, Malik	f	2-10	0-2	2-4	5	3	8	2	6	1	1	0	4	35
24	HARRIS, Damontre	f	4-9	0-0	2-2	3	3	6	2	10	0	1	5	1	35
30	JACKSON, Lakeem	f	4-5	0-1	0-1	1	3	4	1	8	2	2	0	0	25
05	SMITH, Eric	g	2-3	0-1	0-0	0	2	2	2	4	3	1	0	0	22
02	RICHARDSON, Brian		3-4	2-3	1-2	1	2	3	0	9	0	0	0	0	22
23	ELLINGTON, Bruce		2-8	1-4	4-4	0	0	0	3	9	2	2	0	1	23
32	LEONARD, Damien		1-3	0-1	0-0	0	0	0	0	2	0	0	0	0	5
33	SLAWSON, RJ		0-0	0-0	0-0	0	1	1	2	0	0	0	0	0	6
45	GEATHERS, Carlton		0-1	0-0	0-0	0	0	0	0	0	0	0	0	0	3
Team						0	3	3							
Totals			21-50	5-15	11-17	10	23	33	16	58	8	8	5	6	200
FG % 1st Half: 12-26 46.2% 2nd half: 9-24 37.5% Game: 21-50 42.0%															
3FG % 1st Half: 4-10 40.0% 2nd half: 1-5 20.0% Game: 5-15 33.3%															
FT % 1st Half: 0-0 0.0% 2nd half: 11-17 64.7% Game: 11-17 64.7%															
Deadball Rebounds 3															

Clemson 55 • 4-3

##	Player	Total		3-Ptr		Rebounds			PF	TP	A TO Blk			Stl	Min
		FG-FGA	FG-FGA	FT-FTA	Off Def Tot										
24	Jennings, Milton	f	3-8	0-1	1-2	2	2	4	1	7	1	5	0	0	31
31	Booker, Devin	f	2-7	0-0	2-2	4	5	9	2	6	2	2	0	1	31
04	Hall, Rod	g	2-2	1-1	1-2	0	0	0	5	6	3	0	0	0	34
05	Smith, Tanner	g	2-7	2-5	6-7	0	6	6	1	12	5	0	0	1	36
11	Young, Andre	g	3-11	2-9	0-0	2	5	7	1	8	2	0	0	0	35
01	Sapp, T.J.		1-3	0-1	0-0	0	0	0	1	2	0	1	0	1	12
10	Baciu, Catalin		4-4	0-0	2-3	1	2	3	2	10	0	0	1	0	9
21	Narcisse, Bryan		2-8	0-1	0-0	2	0	2	1	4	0	2	0	0	8
22	Sullivan, Bernard		0-0	0-0	0-0	0	1	1	0	0	0	0	0	0	2
32	McDaniels, K.J.		0-0	0-0	0-0	0	0	0	0	0	0	0	0	0	2
Team						0	1	1							
Totals			19-50	5-18	12-16	11	22	33	15	55	13	11	1	3	200
FG % 1st Half: 12-26 46.2% 2nd half: 7-24 29.2% Game: 19-50 38.0%															
3FG % 1st Half: 5-11 45.5% 2nd half: 0-7 0.0% Game: 5-18 27.8%															
FT % 1st Half: 6-9 66.7% 2nd half: 6-7 85.7% Game: 12-16 75.0%															
Deadball Rebounds 1															

Officials: Roger Ayers, Tony Greene, Gary Maxwell
Technical fouls: South Carolina-None. Clemson-None.
Attendance: 7238

Score by periods	1st	2nd	Total
South Carolina	28	30	58
Clemson	35	20	55

Last FG - SC 2nd-00:29, CU 2nd-00:17.
Largest lead - SC by 5 1st-17:48, CU by 10 1st-00:24.

Score tied - 4 times.
Lead changed - 8 times.

GAME 9 - SOUTH CAROLINA, 66, PRESBYTERIAN 58

COLUMBIA, S.C. - DEC. 13, 2011

COLUMBIA, S.C. - Bruce Ellington tallied a season high 15 points to lead South Carolina (4-5) to its second straight win with a 66-58 victory over Presbyterian (4-5) Tuesday night at the Colonial Life Arena.

Ellington, who has increased his scoring output in all three games that he has played since returning to the team, also hit his season high marks with three assists and a steal. Malik Cooke was nearly perfect in his 14-point night, going 5-for-7 from the field and 3-for-3 from the charity stripe. He also made his lone attempt from 3-point range.

Freshman Anthony Gill put together a 10-point, 8-rebound effort, and sophomore Damontre Harris matched his career high with five blocks in the game.

After beginning the night cold from the field and falling behind 20-10 midway through the first half, South Carolina used a 12-0 run over a two-minute period in the second half to turn the tide.

Trailing 30-28, Ellington's free throw on the backend of a three-point play with 15:37 remaining in the game gave the Gamecocks their first lead of the game at 31-30. Brian Richardson added two on Carolina's next possession, and Cooke finished a reverse layup in transition to push the lead to 35-30.

Following a timeout, Cooke responded with five more unanswered points to give the Gamecocks a double-digit lead before the Blue Hose ended the bleeding with a bucket with 13:41 remaining in the game.

Presbyterian was unable to pull within four points for the remainder of the contest with South Carolina swelling its lead to as many as 14 points. The Gamecocks shot 70.4 percent from the field in the second half after only hitting 7-of-29 shots in the first half.

GAME 10 - SOUTH CAROLINA 66, #2 OHIO STATE 74

COLUMBIA, S.C. - DEC. 17, 2011

COLUMBIA, S.C. - South Carolina gave No. 2/2 Ohio State a scare, but the Buckeyes were able to hold on late for a 74-66 win Saturday afternoon at Colonial Life Arena. Ohio State improves to 10-1, and South Carolina falls to 4-6.

Ohio State's Deshaun Thomas posted a career-high 30 points in the absence of Jared Sullinger to lead the Buckeyes to their smallest margin of victory against an unranked opponent. William Buford added 17 points, and Lenzelle Smith Jr. had nine points and nine rebounds for the Buckeyes.

Malik Cooke hit a season-high 21 points and added three assists and two steals for South Carolina. Anthony Gill contributed 11 points and a team-high four rebounds.

Ohio State only got six minutes out of Sullinger, the Preseason Player of the Year who left the court in the first half after injuring his foot. The sophomore had three points, two rebounds and a block before leaving the building on crutches.

The Gamecocks took a 33-29 lead into the half courtesy of Cooke's 10 points and an all-around effort that saw eight players score in the half. The Buckeyes jumped out to a seven-point lead midway through the opening half before the Gamecocks evened the score at 22 with a 3-pointer by Eric Smith with five minutes remaining in the period.

South Carolina took its first lead at 27-26 when Damien Leonard popped a 3-pointer from the baseline, and the team solidified the halftime advantage with Damontre Harris and Cooke scoring the final four points of the half.

Two minutes into the second half, Cooke left the game with an injury, and the Buckeyes took advantage with a 17-6 run to reclaim the lead and momentum before Cooke returned with 12 minutes to go in the game.

Ohio State pushed its advantage to as many as 13 points in the final five minutes before the Gamecocks fought back in the closing minutes. Trailing 73-66 with 32 seconds remaining, South Carolina had an opportunity to turn it into a two-possession game, but Ohio State forced a turnover and hit a free throw to seal the victory.

Official Basketball Box Score -- Game Totals -- Final Statistics

Presbyterian vs South Carolina

12/13/11 7 p.m. at Columbia, S.C. (Colonial Life Arena)

Presbyterian 58 • 4-5

#	Player	Total		3-Ptr	Rebounds			PF	TP	A	TO	Blk	Stl	Min
		FG-FGA	FG-FGA		Off	Def	Tot							
34	COLEMAN, Al'Lonzo	f	4-9	0-0	2-4	1	5	6	5	10	3	3	0	31
44	REYNOLDS, Jay	f	4-7	0-0	1-2	3	1	4	1	9	0	2	0	32
11	JOHNSON, Josh	g	4-8	3-7	2-2	0	5	5	1	13	1	0	1	33
24	MUTAKABBIR, Khalid	g	6-11	3-4	0-0	0	2	2	4	15	1	3	0	37
33	WASHINGTON, Eric	g	0-3	0-2	2-2	2	3	5	1	2	6	6	0	23
01	CLYBURN, Joshua		0-0	0-0	0	0	0	0	1	0	1	2	0	11
02	DEIHL, Tyler		0-0	0-0	0	0	0	0	0	0	0	0	0	1
03	MILLER, Pierre		3-6	1-4	1-1	0	0	0	0	8	1	2	0	23
05	HARGRAVE, Ryan		0-1	0-1	0-0	0	0	0	0	0	0	0	0	3
13	TRUSS, William		0-0	0-0	0	0	0	0	0	0	0	0	0	3
20	McTAVISH, Ryan		0-0	0-0	1-2	0	0	0	0	1	0	0	1	0
	Team				1	1	2							
Totals			21-45	7-18	9-13	7	17	24	13	58	13	18	2	200

FG % 1st Half: 10-20 50.0% 2nd half: 11-25 44.0% Game: 21-45 46.7%
3FG % 1st Half: 5-10 50.0% 2nd half: 2-8 25.0% Game: 7-18 38.9%
FT % 1st Half: 0-0 0.0% 2nd half: 9-13 69.2% Game: 9-13 69.2%

Deadball
Rebounds
0,2

South Carolina 66 • 4-5

#	Player	Total		3-Ptr	Rebounds			PF	TP	A	TO	Blk	Stl	Min
		FG-FGA	FG-FGA		Off	Def	Tot							
13	GILL, Anthony	f	3-6	1-1	3-3	4	4	8	2	10	2	5	0	33
15	COOKE, Malik	f	5-7	1-1	3-3	1	3	4	1	14	2	1	0	27
24	HARRIS, Damontre	f	4-6	0-0	1-1	0	3	3	4	9	2	1	5	26
05	SMITH, Eric	g	0-4	0-1	0-0	0	3	3	1	0	2	0	0	19
30	JACKSON, Lakeem	g	3-4	0-0	0-0	1	1	2	0	6	3	0	0	20
01	WILLIAMS, Brenton		0-3	0-2	0-0	0	0	0	0	0	0	0	0	5
02	RICHARDSON, Brian		1-4	0-1	0-0	1	2	3	1	2	0	2	0	14
23	ELLINGTON, Bruce		6-14	1-3	2-4	2	1	3	1	15	3	2	0	25
32	LEONARD, Damien		3-5	2-2	0	0	0	2	8	0	2	0	0	10
33	SLAWSON, RJ		1-3	0-0	0-0	1	3	4	2	2	0	0	2	17
45	GEATHERS, Carlton		0-0	0-0	0-0	0	1	1	1	0	0	0	0	4
	Team				2	0	2							
Totals			26-56	5-11	9-11	12	21	33	15	66	14	13	7	200

FG % 1st Half: 7-29 24.1% 2nd half: 19-27 70.4% Game: 26-56 46.4%
3FG % 1st Half: 1-5 20.0% 2nd half: 4-6 66.7% Game: 5-11 45.5%
FT % 1st Half: 4-4 100.0% 2nd half: 5-7 71.4% Game: 9-11 81.8%

Deadball
Rebounds
1

Officials: John Cahill, J.B. Caldwell, Mike Kitts
Technical fouls: Presbyterian-None. South Carolina-None.
Attendance: 7003

Score by periods	1st	2nd	Total					
Presbyterian	25	33	58	Points	In	Off	2nd	Fast
South Carolina	19	47	66	PresB	Paint	T/O	Chance	Break
				SC	34	20	12	19
								Bench
								27

Last FG - PRESB 2nd-02:53, SC 2nd-02:16.
Largest lead - PRESB by 10 1st-07:11, SC by 14 2nd-07:07.

Score tied - 1 time.
Lead changed - 1 time.

Official Basketball Box Score -- Game Totals -- Final Statistics

Ohio State vs South Carolina

12/17/11 12 p.m. at Columbia, S.C. (Colonial Life Arena)

Ohio State 74 • 10-1

#	Player	Total		3-Ptr	Rebounds			PF	TP	A	TO	Blk	Stl	Min
		FG-FGA	FG-FGA		Off	Def	Tot							
00	Sullinger, Jared	f	1-2	0-0	1-1	1	1	2	1	3	0	1	1	6
01	Thomas, Deshaun	f	13-16	2-5	2-3	5	1	6	2	30	3	5	0	40
04	Craft, Aaron	g	1-3	0-1	2-5	1	2	3	3	4	4	1	0	38
32	Smith Jr., Lenzelle	g	2-6	1-1	4-4	4	5	9	3	9	3	3	0	33
44	Buford, William	g	5-14	2-6	5-5	0	5	5	2	17	5	1	0	40
02	Sibert, Jordan		0-2	0-2	0-0	0	1	1	0	0	1	0	0	7
03	Scott, Shannon		0-0	0-0	0-0	0	0	0	1	0	0	0	0	2
12	Thompson, Sam		0-0	0-0	0-0	0	0	0	0	0	0	0	0	1
23	Williams, Amir		3-5	0-0	0-0	1	3	4	3	6	0	0	2	15
30	Ravenel, Evan		2-5	0-0	1-2	2	1	3	4	5	0	2	0	18
	Team				0	0	0							
Totals			27-53	5-15	15-20	14	19	33	19	74	16	13	3	200

FG % 1st Half: 12-26 46.2% 2nd half: 15-27 55.6% Game: 27-53 50.9%
3FG % 1st Half: 1-7 14.3% 2nd half: 4-8 50.0% Game: 5-15 33.3%
FT % 1st Half: 4-5 80.0% 2nd half: 11-15 73.3% Game: 15-20 75.0%

Deadball
Rebounds
4

South Carolina 66 • 4-6

#	Player	Total		3-Ptr	Rebounds			PF	TP	A	TO	Blk	Stl	Min
		FG-FGA	FG-FGA		Off	Def	Tot							
13	GILL, Anthony	f	4-6	0-0	3-3	2	2	4	2	11	2	4	1	0
15	COOKE, Malik	f	6-10	0-1	9-10	2	2	4	2	21	3	2	1	31
24	HARRIS, Damontre	f	2-4	0-0	0-0	0	2	2	0	4	1	0	0	1
05	SMITH, Eric	g	2-5	1-2	0-0	1	0	1	0	5	1	2	0	23
30	JACKSON, Lakeem	g	3-7	0-0	0-1	1	1	2	4	6	0	1	0	28
02	RICHARDSON, Brian		0-1	0-0	0	0	0	0	0	0	1	1	0	3
23	ELLINGTON, Bruce		3-8	2-5	0-0	0	1	1	4	8	1	1	1	23
32	LEONARD, Damien		2-6	2-6	1-2	1	2	3	3	7	0	2	0	22
33	SLAWSON, RJ		1-2	1-2	0-0	0	0	0	3	3	0	1	0	16
45	GEATHERS, Carlton		0-0	0-0	1-2	1	2	3	0	1	0	0	1	8
	Team				0	0	0							
Totals			23-49	6-16	14-18	8	12	20	18	66	9	14	4	200

FG % 1st Half: 13-24 54.2% 2nd half: 10-25 40.0% Game: 23-49 46.9%
3FG % 1st Half: 4-7 57.1% 2nd half: 2-9 22.2% Game: 6-16 37.5%
FT % 1st Half: 3-5 60.0% 2nd half: 11-13 84.6% Game: 14-18 77.8%

Deadball
Rebounds
3,1

Officials: Tony Greene, Mike Eades, Mark Whitehead
Technical fouls: Ohio State-Williams, Amir. South Carolina-None.
Attendance: 13654

Score by periods	1st	2nd	Total					
Ohio State	29	45	74	Points	In	Off	2nd	Fast
South Carolina	33	33	66	OSU	Paint	T/O	Chance	Break
				SC	38	15	19	8
								Bench
								11

Last FG - OSU 2nd-00:49, SC 2nd-00:35.
Largest lead - OSU by 13 2nd-04:46, SC by 6 2nd-18:33.

Score tied - 5 times.
Lead changed - 6 times.

GAME 11 - SOUTH CAROLINA 62, SE LOUISIANA 43

COLUMBIA, S.C. - DEC. 21, 2011

COLUMBIA, S.C. - South Carolina (5-6) coasted to a 62-43 victory over Southeastern Louisiana (5-5) Wednesday night in the final match before the Christmas holiday behind 14-point efforts from Malik Cooke and Anthony Gill.

Gill's 14 points matched his career high on what was a balanced scoring night for the Gamecocks. Cooke added three assists, two blocks and a season high four steals to his 14 points in another solid outing for the lone senior.

It was a strong defensive outing for South Carolina with season best marks of 11 steals and 26 forced turnovers. The 43 points scored by Southeastern Louisiana was a season-low for the Lions, who never led in the contest.

Leading 14-13, South Carolina closed out the first half on an 11-0 run in a nine-minute span and increased the lead with another 11-0 run over a two-minute span to push the score to 38-19.

The Gamecocks pushed their lead to as many as 25 points to coast to the victory. The Lions never came closer than 12 points in the final 10 minutes of the game.

GAME 12 - SOUTH CAROLINA 57, WOFFORD 45

COLUMBIA, S.C. - DEC. 28, 2011

COLUMBIA, S.C. - South Carolina continued its winning ways after the holiday break with a 57-45 win against in-state foe Wofford (7-6) Wednesday night at the Colonial Life Arena. Bruce Ellington scored a season high 17 points behind a 5-for-6 effort from beyond the arc to pace the Gamecocks (6-6).

Freshman Damien Leonard scored 14 points in 16 minutes of action courtesy of shooting 4-for-6 from 3-point range, and R.J. Slawson added two more 3's as South Carolina had its best outside shooting effort of the season at 55 percent with 11 made 3-pointers.

Sophomore Damontre Harris tied his career high with five blocks. Anthony Gill led all players with eight rebounds on the night, seven on the defensive end.

Despite a first half disadvantage in rebounding with Wofford controlling a 19-9 edge on the boards in the opening 20 minutes, South Carolina used timely shooting from beyond the arc to build and reclaim the lead in the first half. Trailing 19-16 with five minutes remaining in the half, the Gamecocks closed out the break on a 13-2 run highlighted by three consecutive 3's to race to a 29-21 halftime lead.

Wofford closed to within five points twice in the second half and threatened the match at 46-41 with 5:06 remaining, but Leonard and Ellington closed out the game on an 11-2 run to seal the victory. Leonard hit two consecutive 3's followed by a third by Ellington before Leonard hit two free throws for the final points of the game.

Official Basketball Box Score -- Game Totals -- Final Statistics

SE Louisiana vs South Carolina

12/21/11 7 p.m. at Columbia, S.C. (Colonial Life Arena)

SE Louisiana 43 • 5-5

#	Player	Total		3-Ptr		Rebounds			PF	TP	A TO Blk Stl				Min
		FG-FGA	FG-FGA	FT-FTA	Off Def Tot	PF	TP	A TO Blk Stl							
11	Benton, Antonnio	f	0-0	0-0	0 0 0	0	0	0 1 0 0	4						4
21	Bailey, Elgin	c	5-8	0-0	5-8	3 3 6	4	15	1 4 2 0	24					24
12	Populist, Daron	g	1-5	1-4	0-0	0 0 0	0	3	1 3 0 0	28					28
20	Patterson, DeShawn	g	0-4	0-2	0-0	0 0 0	1	0	1 3 0 1	23					23
33	Ochie, Onochie	g	1-4	0-2	0-0	0 1 1	4	2	1 1 1 0	14					14
01	Nelson, Todd		4-11	4-9	0-0	1 2 3	1	12	2 3 1 0	28					28
04	Ross, Donovan		0-0	0-0	0-0	0 1 1	0	0	0 1 0 0	8					8
10	Johnson, Roosevelt		1-2	0-0	0-2	2 3 5	4	2	0 2 0 1	21					21
22	Campbell, Jeremy		2-5	0-1	0-1	0 3 3	2	4	2 4 0 1	21					21
25	Petrovic, Jan		0-2	0-2	0-0	4 5 9	1	0	0 3 1 0	23					23
32	Cooper, Quin		1-2	1-2	2-2	0 0 0	0	5	1 0 0 0	6					6
Team					5 2 7			1							
Totals			15-43	6-22	7-13	15 20 35	17	43	9 26 5 3	200					
FG % 1st Half: 7-23		30.4%	2nd half: 8-20		40.0%	Game: 15-43		34.9%	Deadball						
3FG % 1st Half: 2-10		20.0%	2nd half: 4-12		33.3%	Game: 6-22		27.3%	Rebounds						
FT % 1st Half: 0-4		0.0%	2nd half: 7-9		77.8%	Game: 7-13		53.8%	2,2						

South Carolina 62 • 5-6

#	Player	Total		3-Ptr		Rebounds			PF	TP	A TO Blk Stl				Min
		FG-FGA	FG-FGA	FT-FTA	Off Def Tot	PF	TP	A TO Blk Stl							
13	GILL, Anthony	f	4-9	2-2	4-6	2 3 5	0	14	1 1 1 1	27					27
15	COOKE, Malik	f	3-8	1-2	7-8	1 2 3	2	14	3 2 2 4	32					32
24	HARRIS, Damontre	f	1-2	0-0	1-2	3 4 7	4	3	0 2 1 2	22					22
30	JACKSON, Lakeem	f	3-8	0-0	0-0	3 3 6	1	6	2 0 0 2	22					22
05	SMITH, Eric	g	2-4	1-2	2-4	0 0 0	0	7	1 0 0 2	19					19
01	WILLIAMS, Brenton		1-3	0-1	0-0	0 0 0	0	2	0 0 0 0	12					12
02	RICHARDSON, Brian		0-1	0-1	0-0	0 0 0	2	0	1 0 0 0	8					8
23	ELLINGTON, Bruce		1-7	0-3	0-0	0 2 2	2	2	1 2 0 0	21					21
32	LEONARD, Damien		3-6	2-5	0-2	0 2 2	0	8	0 0 0 0	14					14
33	SLAWSON, RJ		1-4	0-2	0-0	1 0 1	5	2	0 2 0 0	12					12
45	GEATHERS, Carlton		1-3	0-0	2-2	4 0 4	2	4	0 1 0 0	11					11
Team					3 1 4										
Totals			20-55	6-18	16-24	17 17 34	18	62	9 10 4 11	200					
FG % 1st Half: 7-26		26.9%	2nd half: 13-29		44.8%	Game: 20-55		36.4%	Deadball						
3FG % 1st Half: 1-7		14.3%	2nd half: 5-11		45.5%	Game: 6-18		33.3%	Rebounds						
FT % 1st Half: 10-18		55.6%	2nd half: 6-6		100.0	Game: 16-24		66.7%	4						

Officials: Gary Maxwell, Michael Stephens, Ron Groover
Technical fouls: SE Louisiana-TEAM. South Carolina-None.
Attendance: 7972

Score by periods	1st	2nd	Total						
SE Louisiana	16	27	43	Points	In	Off	2nd	Fast	Bench
South Carolina	25	37	62	SLU	16	6	10	3	23
				SC	22	30	15	3	18

Last FG - SLU 2nd-00:25, SC 2nd-01:21.
Largest lead - SLU None, SC by 25 2nd-01:21.

Score tied - 0 times.
Lead changed - 0 times.

Official Basketball Box Score -- Game Totals -- Final Statistics

Wofford vs South Carolina

12/28/11 7 p.m. at Columbia, S.C. (Colonial Life Arena)

Wofford 45 • 7-6

#	Player	Total		3-Ptr		Rebounds			PF	TP	A TO Blk Stl				Min
		FG-FGA	FG-FGA	FT-FTA	Off Def Tot	PF	TP	A TO Blk Stl							
14	SMITH, Aerris	f	2-5	0-0	0-0	1 2 3	1	4	0 2 0 1	17					17
21	CROWELL, Drew	f	4-8	0-0	1-2	4 3 7	2	9	2 2 0 0	31					31
02	COCHRAN, Karl	g	5-10	2-6	0-0	1 2 3	4	12	1 2 0 2	30					30
10	GILTNER, Kevin	g	4-14	2-10	0-0	2 3 5	0	10	1 1 0 0	40					40
35	LOESING, Brad	g	3-6	1-2	1-2	1 3 4	2	8	5 4 1 0	40					40
05	BYRD, Jarell		0-1	0-1	0-0	0 1 1	0	0	1 0 0 0	7					7
13	WAGENER, Taylor		0-0	0-0	0-0	0 0 0	0	0	0 2 0 0	2					2
34	SKINNER, Lee		0-6	0-0	2-6	2 3 5	3	2	0 1 0 0	24					24
53	RINKSALIS, Domas		0-0	0-0	0-0	0 3 3	1	0	0 0 0 1	9					9
Team					3 0 3			1							
Totals			18-50	5-19	4-10	14 20 34	13	45	10 15 1 4	200					
FG % 1st Half: 8-22		36.4%	2nd half: 10-28		35.7%	Game: 18-50		36.0%	Deadball						
3FG % 1st Half: 2-9		22.2%	2nd half: 3-10		30.0%	Game: 5-19		26.3%	Rebounds						
FT % 1st Half: 3-6		50.0%	2nd half: 1-4		25.0%	Game: 4-10		40.0%	3,1						

South Carolina 57 • 6-6

#	Player	Total		3-Ptr		Rebounds			PF	TP	A TO Blk Stl				Min
		FG-FGA	FG-FGA	FT-FTA	Off Def Tot	PF	TP	A TO Blk Stl							
13	GILL, Anthony	f	1-5	0-1	0-0	1 7 8	1	2	3 3 0 1	30					30
15	COOKE, Malik	f	1-9	0-2	1-1	1 1 2	2	3	0 1 1 2	34					34
24	HARRIS, Damontre	f	3-6	0-0	0-0	2 5 7	1	6	3 2 5 2	29					29
30	JACKSON, Lakeem	f	3-4	0-0	0-3	0 2 2	1	6	4 1 0 0	24					24
05	SMITH, Eric	g	0-3	0-2	0-0	0 0 0	0	0	1 2 0 0	17					17
02	RICHARDSON, Brian		0-0	0-0	0-0	0 0 0	0	0	0 0 0 0	4					4
23	ELLINGTON, Bruce		5-7	5-6	2-2	0 3 3	2	17	1 2 0 0	25					25
32	LEONARD, Damien		4-7	4-6	2-2	0 0 0	0	14	0 2 0 0	16					16
33	SLAWSON, RJ		2-3	2-3	1-1	0 1 1	2	7	2 0 1 1	16					16
45	GEATHERS, Carlton		1-1	0-0	0-0	0 0 0	0	2	0 0 0 0	5					5
Team					1 2 3										
Totals			20-45	11-20	6-10	6 20 26	9	57	14 13 7 6	200					
FG % 1st Half: 11-25		44.0%	2nd half: 9-20		45.0%	Game: 20-45		44.4%	Deadball						
3FG % 1st Half: 6-12		50.0%	2nd half: 5-8		62.5%	Game: 11-20		55.0%	Rebounds						
FT % 1st Half: 1-2		50.0%	2nd half: 5-8		62.5%	Game: 6-10		60.0%	2,1						

Officials: Doug Simmons, Ed Corbett, Don Daily
Technical fouls: Wofford-None. South Carolina-HARRIS, Damontre.
Attendance: 8152

Score by periods	1st	2nd	Total						
Wofford	21	24	45	Points	In	Off	2nd	Fast	Bench
South Carolina	29	28	57	WOF	18	18	8	6	2
				SC	18	11	8	2	40

Last FG - WOF 2nd-01:46, SC 2nd-02:05.
Largest lead - WOF by 4 1st-06:41, SC by 12 2nd-02:05.

Score tied - 1 time.
Lead changed - 4 times.

GAME 13 - SOUTH CAROLINA 72, USC UPSTATE 66 COLUMBIA, S.C. - DEC. 31, 2011

COLUMBIA, S.C. - Malik Cooke had his first double-double of the season and scored a career-high 24 points as South Carolina held on to defeat USC Upstate, 72-66, Saturday afternoon in New Years Eve action at the Colonial Life Arena. The win improves the Gamecocks to 7-6 heading into 2012, and the Spartans, in the midst of a seven-game road trip, fall to 8-6.

Cooke added a season-high 10 rebounds to his 24 points and also added three assists to give the Gamecocks three straight wins to close out 2011. It was his second double-double as a Gamecock after transferring from Nevada, besting his 11-point, 11-rebound effort against Arkansas on January 19, 2011.

Sophomore guard Brenton Williams hit double-digits for the first time since the season opener, adding 11 points for the Gamecocks off the back of an 8-for-8 effort from the free throw line. R.J. Slawson continued his strong form with 10 points and eight rebounds on the day. As a team, South Carolina shot 51.1 percent from the field, topping the .500 mark for the third time this season.

The teams traded baskets to start the game with USC Upstate leading 12-11 six minutes in before the Gamecocks raced out on a 15-4 run to put distance between the two teams. The Spartans were not able to cut the deficit for the remainder of the half with the Gamecocks leading by as many as 12 points before taking a 40-31 advantage into the break.

Upstate reclaimed the lead at 47-46 with 12:58 remaining in the game amidst a rash of Gamecock turnovers and missed outside shots. The Gamecocks quickly took the lead back with a pair of free throws by Cooke, and the team never relinquished the lead again. South Carolina stretched its lead to as many as seven points with three minutes remaining, but the Spartans mounted come-backs each time the lead threatened to swell.

After a free throw cut Carolina's lead to two, a tip-in by Damontre Harris with 25 seconds remaining put the Gamecocks ahead 70-66. South Carolina sealed the victory after the Spartans missed a 3-point attempt on their next possession that Cooke rebounded to secure the double-double

GAME 14 - SOUTH CAROLINA 79, SC STATE 51 COLUMBIA, S.C. - JAN. 3, 2012

COLUMBIA, S.C. - South Carolina continued its dominance over in-state foe South Carolina State with a season high 79 points in a 79-51 victory Tuesday night at the Colonial Life Arena. The Gamecocks (8-6) improve to 18-0 all-time against the Bulldogs (4-10) and conclude non-conference play with four straight victories.

All 12 Gamecocks to play in the game scored with Malik Cooke and Damontre Harris leading the team with 11 points each. For the second straight game, RJ Slawson came slightly short of a double-double with his nine-point, nine-rebound effort to go along with career highs of three assists and three steals.

S.C. State freshman Luka Radovic led all scorers with 15 points, but the Gamecocks were able to limit the Bulldogs to 34.6 percent from the field, marking the best defensive effort of the season.

South Carolina raced out to a quick 20-point lead and never looked back. The Gamecocks used balanced scoring in the first half with seven players scoring at least four points and none hitting double-digits as the team coasted to a 45-23 halftime lead on the back of a 58.6 percent shooting effort. The team went 7-of-13 from beyond the arc, the most 3-pointers made in a single half this season, and scored 20 more points in the paint.

The Bulldogs never came closer than 18 points for the remainder of the game as South Carolina stretched its lead to as many as 30 with a 78-48 lead in the final two minutes of the game.

Official Basketball Box Score -- Game Totals -- Final Statistics USC Upstate vs South Carolina 12/31/11 12 p.m. at Columbia, S.C. (Colonial Life Arena)

USC Upstate 66 • 8-6

#	Player		Total		3-Ptr		Rebounds					PF	TP	A	TO	Blk	Stl	Min
			FG-FGA	FG%	FT-FTA	FT%	Off	Def	Tot									
32	ROGERS, Chalmers	f	1-2	0-0	1-2	1	1	2	4	3	1	1	0	0	1	16		
05	GREENE, Ty	g	4-10	3-8	0-0	1	0	1	0	11	2	1	0	1	35			
12	GLENN, Ricardo	g	3-11	0-1	1-4	5	3	8	3	7	3	0	0	0	24			
23	CRAIG, Torrey	g	7-13	4-8	2-3	1	3	4	4	20	2	2	0	1	32			
31	BLESSING, Mario	g	3-7	1-3	2-2	1	3	4	3	9	2	0	0	2	27			
13	MILLER, Fred		0-1	0-0	0-0	0	0	0	1	0	0	0	0	0	4			
15	RODGERS, Adrian		3-6	0-0	1-3	0	1	1	2	7	0	1	0	1	21			
24	MAXEY, Jodd		4-10	0-0	1-1	4	3	7	5	9	2	2	1	4	21			
30	ELAM, Rob		0-0	0-0	0-0	0	0	0	2	0	0	0	0	0	2			
33	COOK, Carter		0-0	0-0	0-0	0	0	0	0	0	0	0	0	0	2			
34	OLUMUYIWA, Babatund		0-3	0-0	0-0	0	1	1	0	0	0	1	1	1	16			
	Team					3	0	3										
Totals			25-63	8-20	8-15	16	15	31	24	66	12	8	2	10	200			

FG % 1st Half: 14-33 42.4% 2nd half: 11-30 36.7% Game: 25-63 39.7%
3FG % 1st Half: 3-8 37.5% 2nd half: 5-12 41.7% Game: 8-20 40.0%
FT % 1st Half: 0-2 0.0% 2nd half: 8-13 61.5% Game: 8-15 53.3%

Deadball
Rebounds
3,1

South Carolina 72 • 7-6

		Total	3-Ptr		Rebounds											
#	Player	FG-FGA	FG-FGA	FT-FTA	Off	Def	Tot	PF	TP	A	TO	Blk	Stl			
13	GILL, Anthony	f	3-7	0-1	2-4	0	1	1	2	8	1	3	0	23		
15	COOKE, Malik	f	8-15	0-2	8-11	4	6	10	1	24	3	1	1	0	37	
24	HARRIS, Damontre	f	1-4	0-0	0-0	1	4	5	4	2	2	0	3	2	28	
30	JACKSON, Lakeem	f	1-1	0-0	1-4	0	2	2	0	3	1	3	0	1	15	
05	SMITH, Eric	g	2-4	0-1	1-1	0	0	0	5	5	1	4	0	0	19	
01	WILLIAMS, Brenton		1-6	1-3	8-8	0	0	0	1	11	1	2	0	1	20	
02	RICHARDSON, Brian		2-2	2-2	0-0	0	1	1	1	6	0	0	0	0	18	
32	LEONARD, Damien		0-0	0-0	1-2	0	3	3	1	1	0	0	0	0	12	
33	SLAWSON, RJ		4-5	1-2	1-2	3	5	8	3	10	0	1	2	0	25	
45	GEATHERS, Carlton		1-1	0-0	0-0	1	1	2	0	2	0	0	0	0	3	
Team						2	3	5								
Totals			23-45	4-11	22-32	11	26	37	18	72	9	14	6	4	200	

FG % 1st Half: 15-25 60.0% 2nd half: 8-20 40.0% Game: 23-45 51.1%
3FG % 1st Half: 2-7 28.6% 2nd half: 2-4 50.0% Game: 4-11 36.4%
FT % 1st Half: 8-11 72.7% 2nd half: 14-21 66.7% Game: 22-32 68.8%

Deadball
Rebounds
5

Officials: Joe Lindsay, Mike Nance, Les Jones
Technical fouls: USC Upstate-None. South Carolina-None.
Attendance: 6876

Score by periods	1st	2nd	Total
USC Upstate	31	35	66
South Carolina	40	32	72

Points	In	Off	2nd	Fast	Bench
UPST	28	19	17	8	16
SC	32	10	16	6	30

Last FG - UPST 2nd-02:46, SC 2nd-00:25.
Largest lead - UPST by 3 1st-19:06, SC by 12 1st-04:00.

Score tied - 6 times.
Lead changed - 7 times.

Official Basketball Box Score -- Game Totals -- Final Statistics SC State vs South Carolina 1/3/12 7 p.m. at Columbia, S.C. (Colonial Life Arena)

SC State 51 • 4-10

##	Player		Total		3-Ptr		Rebounds					PF	TP	A	TO	Blk	Stl	Min
			FG-FGA	FG-FGA	FT-FTA	Off	Def	Tot										
05	SANDERS, Omar	f	1-4	0-1	2-6	1	2	3	4	4	0	3	1	3	27			
33	RADOVIC, Luka	f	6-10	0-0	3-4	3	1	4	2	15	0	0	0	0	34			
01	TOOMBS, Khalif	g	3-8	0-1	3-4	0	1	1	1	9	4	2	0	1	36			
02	RILEY, Brandon	g	2-10	0-2	0-0	0	0	0	0	4	2	4	0	0	22			
23	MARTIN, Aaron	g	3-7	2-6	1-4	3	6	9	2	9	1	3	0	1	35			
00	IKHINMWIN, Joe	g	0-1	0-0	0-0	0	0	0	2	0	0	2	0	0	12			
14	BARBER, Shaquil	g	0-2	0-0	2-2	1	1	2	1	2	0	1	1	0	7			
15	JOINT, Denim	g	3-10	1-5	1-3	5	5	10	1	8	4	2	3	0	27			
Team						2	3	5										
Totals			18-52	3-15	12-23	15	19	34	13	51	11	17	5	5	200			
FG % 1st Half: 10-26 38.5% 2nd half: 8-26 30.8% Game: 18-52 34.6% Deadball																		
3FG % 1st Half: 0-2 0.0% 2nd half: 3-13 23.1% Game: 3-15 20.0% Rebounds																		
FT % 1st Half: 3-9 33.3% 2nd half: 9-14 64.3% Game: 12-23 52.2% 4,1																		

FG % 1st Half: 10-26 38.5% 2nd half: 8-26 30.8% Game: 18-52 34.6%
3FG % 1st Half: 0-2 0.0% 2nd half: 3-13 23.1% Game: 3-15 20.0%
FT % 1st Half: 3-9 33.3% 2nd half: 9-14 64.3% Game: 12-23 52.2%

Deadball
Rebounds
4,1

South Carolina 79 • 8-6

#	Player		Total		3-Ptr		Rebounds			PF	TP	A	TO	Blk	Stl	Min
			FG-FGA	FG-FGA	FT-FTA	Off	Def	Total								
13	GILL, Anthony	f	2-3	0-0	2-2	1	4	5	4	6	1	2	2	1	20	
15	COOKE, Malik	f	3-6	1-1	4-4	2	2	4	3	11	2	0	0	2	21	
24	HARRIS, Damontre	f	4-9	0-0	3-3	1	5	6	4	11	0	3	1	0	21	
30	JACKSON, Lakeem	f	3-4	0-0	0-1	2	3	5	2	6	3	1	2	2	32	
05	SMITH, Eric	g	3-5	2-3	0-0	0	2	2	1	8	2	2	0	0	16	
01	WILLIAMS, Brenton		1-3	0-2	1-2	0	0	0	0	3	2	0	0	1	11	
02	RICHARDSON, Brian		1-4	0-2	0-0	0	0	0	0	2	0	2	0	1	11	
12	PHILLIPS, Shane		0-3	0-2	1-2	0	0	0	0	1	0	1	0	0	2	
23	ELLINGTON, Bruce		3-5	3-3	0-0	0	0	0	0	9	1	0	0	0	13	
32	LEONARD, Damien		3-6	3-6	0-0	0	1	1	1	9	2	1	0	1	17	
33	SLAWSON, RJ		3-5	2-4	1-2	2	7	9	1	9	3	0	0	3	24	
45	GEATHERS, Carlton		2-3	0-0	0-0	1	1	2	4	4	1	1	1	0	12	
	Team					1	1	2								
Totals			28-56	11-23	12-16	10	26	36	20	79	17	13	6	11	200	

FG % 1st Half: 17-29 58.6% 2nd half: 11-27 40.7% Game: 28-56 50.0%
3FG % 1st Half: 7-13 53.8% 2nd half: 4-10 40.0% Game: 11-23 47.8%
FT % 1st Half: 4-6 66.7% 2nd half: 8-10 80.0% Game: 12-16 75.0%

Deadball
Rebounds
2

Officials: Doug Shows, Michael Stephens, Mike Roberts
Technical fouls: SC State-RADOVIC, Luka. South Carolina-HARRIS, Damontre.
Attendance: 6557

Score by periods	1st	2nd	Total
SC State	23	28	51
South Carolina	45	34	79

Points	In	Off	2nd	Fast	Bench
SCSU	16	7	12	6	10
SC	32	19	6	6	37

Last FG - SCSU 2nd-02:26, SC 2nd-01:42.
Largest lead - SCSU None, SC by 30 2nd-01:42.

Score tied - 1 time.
Lead changed - 0 times.



#15 - MALIK COOKE

R-SENIOR - FORWARD

6'5 - 215 - 3 LETTERS

CHARLOTTE, N.C. - CHRIST SCHOOL/NEVADA

COOKE'S CAREER HIGHS

POINTS

24, vs. USC Upstate (Dec. 31, 2011)

FIELD GOALS

8, 3 times, last vs. USC Upstate (Dec. 31, 2011)

FIELD GOAL ATTEMPTS

15, twice, last vs. USC Upstate (Dec. 31, 2011)

3-POINT FIELD GOALS

3, 3 times, last vs. Providence (Dec. 1, 2011)

3-POINT FIELD GOAL ATTEMPTS

7, at Michigan State (Nov. 16, 2010)

FREE THROWS

10, vs. Miss. Valley State (Nov. 22, 2011)

FREE THROW ATTEMPTS

12, vs. Miss. Valley State (Nov. 22, 2011)

REBOUNDS

13, vs. Vanderbilt (Jan. 8, 2011)

ASSISTS

5, twice, last vs. Sonoma State (12/9/08)

BLOCKS

3, vs. Tenn. State (Nov. 20, 2011)

STEALS

6, twice, last vs. Utah State (3/14/09)

MINUTES PLAYED

37, vs. USC Upstate (Dec. 31, 2011)

COOKE'S SEASON HIGHS

POINTS

24, vs. USC Upstate (Dec. 31, 2011)

FIELD GOALS

8, twice, last vs. USC Upstate (Dec. 31, 2011)

FIELD GOAL ATTEMPTS

15, vs. USC Upstate (Dec. 31, 2011)

3-POINT FIELD GOALS

3, vs. Providence (Dec. 1, 2011)

3-POINT FIELD GOAL ATTEMPTS

6, vs. Tenn. State (Nov. 20, 2011)

FREE THROWS

10, vs. Miss. Valley State (Nov. 22, 2011)

FREE THROW ATTEMPTS

12, vs. Miss. Valley State (Nov. 22, 2011)

REBOUNDS

10, vs. USC Upstate (Dec. 31, 2011)

ASSISTS

4, vs. North Carolina (Nov. 25, 2011)

BLOCKS

3, vs. Tenn. State (Nov. 20, 2011)

STEALS

4, 3 times, last vs. SE Louisiana (Dec. 21, 2011)

MINUTES PLAYED

37, vs. USC Upstate (Dec. 31, 2011)

SEASON NOTES

Played a team-high 23 minutes in season opener vs. Western Carolina (Nov. 11), scoring 10 points ... Matched teammate Anthony Gill for a team high nine points in loss at Elon (Nov. 15) ... Posted 10 points, six rebounds, two assists, a career high three blocks and two steals vs. Tennessee State (Nov. 20) ... Also matched career high with 36 minutes vs. the Tigers ... Posted a season high 18 points in win against Mississippi Valley State (Nov. 22) ... Also had career highs with 10 free throws made and 12 attempted against the Delta Devils ... Tallied 12 points and team highs with four assists and two steals vs. #1 North Carolina (Nov. 25) ... Posted 10 points, two rebounds and one steal vs. Southern Cal (Nov. 26) ... Led Gamecocks in scoring with 21 points vs. Providence (Dec. 1), also posted team highs with three assists and four steals vs. the Friars ... Was solid in road win at Clemson (Dec. 4), posting six points, eight rebounds and four steals ... Hit two free throws with 6.7 seconds remaining on the clock vs. the Tigers to seal win ... Solid in win vs. Presbyterian (Dec. 13), scoring 14 points, while dishing two assists and collecting two steals ... Played with tremendous heart and team leadership vs. No. 2 Ohio State (Dec. 17), twice coming back from a cut above his eye to post a team-high 21 points ... Was a stellar 9-of-10 from the free throw line vs. the Buckeyes ... Continued solid play vs. SE Louisiana (Dec. 21), posting team highs with 14 points, three assists, two blocks and four steals ... Struggled from the floor vs. Wofford (Dec. 28), hitting just 1-of-9 attempts, but still played a team high 34 minutes ... Career night vs. USC Upstate, posting a career best 24 points, hitting 8-of-15 attempts, while collecting 10 rebounds, a season high, for his third career double-double ... Matched Damontre Harris for team lead with 11 points in victory over SC State (Jan. 3) ...

CAREER VS. KENTUCKY (2 GAMES)

MIN	PTS	RBS	AST	BLK	STL	FG%	3FG%	FT%
21.5	8.0	4.0	0.5	0.0	0.5	53.8	0.0	1.000

2011-12

Opponent	Date	GS	Min	FG-FGA	Pct	3FG-FGA	Pct	FT-FTA	Pct	Off	Def	Tot	Avg	PF	FO	A	TO	Blk	Stl	Pts	Avg
Western Carolina	Nov. 11	*	23	3-8	.375	0-0	.000	4-6	.667	5	2	7	7.0	0	0	1	3	0	0	10	10.0
at Elon	Nov. 15	*	26	3-10	.333	1-3	.333	2-2	.750	2	3	5	6.0	5	0	1	0	0	0	9	9.5
Tenn State	Nov. 20	*	36	4-12	.333	1-6	.222	1-2	.700	1	5	6	6.0	4	0	2	4	3	2	10	9.7
Miss Valley State	Nov. 22	*	32	4-8	.368	0-3	.167	10-12	.773	1	3	4	5.5	1	0	3	1	2	3	18	11.8
UNC	Nov. 25	*	29	4-9	.383	2-2	.286	2-4	.731	2	3	5	5.4	3	0	4	3	2	2	12	11.8
So. California	Nov. 26	*	30	4-5	.426	1-2	.313	1-1	.741	0	2	2	4.8	2	0	0	3	0	1	10	11.5
Providence	Dec. 1	*	33	8-12	.469	3-5	.381	2-2	.759	2	1	3	4.6	2	0	3	4	2	4	21	12.9
at Clemson	Dec. 4	*	35	2-10	.432	0-2	.348	2-4	.727	5	3	8	5.0	2	0	1	1	0	4	6	12.0
Presbyterian	Dec. 13	*	27	5-7	.457	1-1	.375	3-3	.750	1	3	4	4.9	1	0	2	1	0	2	14	12.2
Ohio State	Dec. 17	*	31	6-10	.473	0-1	.360	9-10	.783	1	2	3	4.7	2	0	3	2	1	2	21	13.1
SE Louisiana	Dec. 21	*	32	3-8	.465	1-2	.370	7-8	.796	1	2	3	4.6	2	0	3	2	2	4	14	13.2
Wofford	Dec. 28	*	34	1-9	.435	0-2	.345	1-1	.800	1	1	2	4.4	2	0	0	1	1	2	3	12.3
USC Upstate	Dec. 31	*	37	8-15	.447	0-2	.323	8-11	.788	4	6	10	4.8	1	0	3	1	1	0	24	13.2
SC State	Jan. 3	*	21	3-6	.450	1-1	.344	4-4	.800	2	2	4	4.6	3	0	2	0	0	2	11	13.1
at Kentucky	Jan. 7																				
Vanderbilt	Jan. 10																				
Florida	Jan. 14																				
at Auburn	Jan. 21																				
Alabama	Jan. 25																				
at Ole Miss	Jan. 28																				
at Florida	Feb. 2																				
Kentucky	Feb. 4																				
at Tennessee	Feb. 8																				
at Arkansas	Feb. 11																				
Georgia	Feb. 15																				
LSU	Feb. 18																				
at Vanderbilt	Feb. 22																				
Tennessee	Feb. 25																				
Mississippi State	Feb. 29																				
at Georgia	March 3																				

CAREER STATISTICS

Season	GP-GS	Min	Avg	FG	FGA	Pct	3FG	3FGA	Pct	FT	FTA	Pct	Off	Def	Tot	Avg	PF	FO	Ast	TO	Blk	Stl	Pts	Avg
2007-08*	33-1	377	11.4	26	54	.481	2	12	.167	25	38	.658	32	64	96	2.9	39	0	17	24	13	12	79	2.4
2008-09*	34-34	934	27.5	116	218	.532	13	29	.448	83	114	.728	95	117	212	6.2	82	1	29	46	20	62	328	9.6
2010-11	30-17	773	25.8	99	221	.448	14	47	.298	71	89	.798	87	104	191	6.4	86	4	21	48	16	44	283	9.4
2011-12	14-14	426	30.4	58	129	.450	11	32	.344	56	70	.800	29	38	67	4.8	30	1	28	26	14	28	183	13.1
Total	111-66	2510	22.6	299	622	.480	40	120	.333	235	311	.755	243	323	566	5.1	237	6	95	144	63	146	873	7.9

* at Nevada

CAREER SEC STATISTICS

Season	GP-GS	Min	Avg	FG	FGA	Pct	3FG	3FGA	Pct	FT	FTA	Pct	Off	Def	Tot	Avg	PF	FO	Ast	TO	Blk	Stl	Pts	Avg
2011	16-0	260	16.3	15	49	.306	6	24	.250	13	17	.765	6	7	13	0.8	18	0	23	15	0	4	49	3.1



#30 - LAKEEM JACKSON

JUNIOR - FORWARD

6'5 - 238 - 2 LETTERS

CHARLOTTE, N.C. - CHRIST SCHOOL

JACKSON'S CAREER HIGHS

POINTS

19 vs. Baylor (1/2/10)

FIELD GOALS

9 vs. Baylor (1/2/10)

FIELD GOAL ATTEMPTS

17 vs. Baylor (1/2/10)

3-POINT FIELD GOALS

1, three times, last vs. Vanderbilt (Jan. 8, 2011)

3-POINT FIELD GOAL ATTEMPTS

4 Alabama A&M (11/13/09)

FREE THROWS

5 vs. Furman (12/21/09)

FREE THROW ATTEMPTS

9, twice, last vs. Baylor (1/2/10)

REBOUNDS

14 vs. Alabama (3/11/10)

ASSISTS

7, at Vanderbilt (Feb. 5, 2011)

BLOCKS

3 vs. Baylor (1/2/10)

STEALS

6 vs. Baylor (1/2/10)

MINUTES PLAYED

44, vs. WKU (Nov. 27, 2010)

JACKSON'S SEASON HIGHS

POINTS

12, vs. Tenn. State (Nov. 20, 2011)

FIELD GOALS

5, vs. Tenn. State (Nov. 20, 2011)

FIELD GOAL ATTEMPTS

8, vs. SE Louisiana (Dec. 21, 2011)

3-POINT FIELD GOALS

-

3-POINT FIELD GOAL ATTEMPTS

1, twice, last at Clemson (Dec. 4, 2011)

FREE THROWS

2, twice, last vs. Southern Cal (Nov. 26, 2011)

FREE THROW ATTEMPTS

4, twice, last vs. USC Upstate (Dec. 31, 2011)

REBOUNDS

10, vs. Western Carolina (Nov. 11, 2011)

ASSISTS

5, vs. Western Carolina (Nov. 11, 2011)

BLOCKS

2, vs. SC State (Jan. 3, 2012)

STEALS

3, vs. Western Carolina (Nov. 11, 2011)

MINUTES PLAYED

32, vs. SC State (Jan. 3, 2012)

2011-12

Opponent	Date	GS	Min	FG-FGA	Pct	3FG-FGA	Pct	FT-FTA	Pct	Off	Def	Tot	Avg	PF	FO	A	TO	Blk	Stl	Pts	Avg
Western Carolina	Nov. 11	*	21	2-4	.500	0-0	.000	1-1	1.000	2	8	10	10.0	2	0	5	0	0	3	5	5.0
at Elon	Nov. 15	*	26	2-4	.500	0-0	.000	1-2	.667	3	1	4	7.0	5	1	1	2	0	2	5	5.0
Tenn State	Nov. 20	*	26	5-6	.643	0-0	.000	2-4	.571	0	2	2	5.3	1	0	3	4	0	0	12	7.3
Miss Valley State	Nov. 22		19	0-2	.563	0-0	.000	1-3	.500	2	1	3	4.8	1	0	0	1	0	0	1	5.8
UNC	Nov. 25		13	1-2	.556	0-0	.000	0-0	.500	0	2	2	4.2	0	0	1	4	0	0	2	5.0
So. California	Nov. 26		20	1-1	.579	0-0	.000	2-2	.583	0	1	1	3.7	1	0	4	3	1	0	4	4.8
Providence	Dec. 1		24	2-4	.565	0-1	.000	0-0	.583	5	1	6	4.0	2	0	1	2	0	1	4	4.7
at Clemson	Dec. 4	*	25	4-5	.607	0-1	.000	0-1	.538	1	3	4	4.0	1	0	2	2	0	0	8	5.1
Presbyterian	Dec. 13	*	20	3-4	.625	0-0	.000	0-0	.538	1	1	2	3.8	0	0	3	0	0	2	6	5.2
Ohio State	Dec. 17	*	28	3-7	.590	0-0	.000	0-1	.500	1	1	2	3.6	4	0	0	1	0	0	6	5.3
SE Louisiana	Dec. 21	*	22	3-8	.553	0-0	.000	0-0	.500	3	3	6	3.8	1	0	2	0	0	2	6	5.4
Wofford	Dec. 28	*	24	3-4	.569	0-0	.000	0-3	.412	0	2	2	3.7	1	0	4	1	0	0	6	5.4
USC Upstate	Dec. 31	*	15	1-1	.577	0-0	.000	1-4	.381	0	2	2	3.5	0	0	1	3	0	1	3	5.2
SC State	Jan. 3	*	32	3-4	.589	0-0	.000	0-1	.364	2	3	5	3.6	2	0	3	1	2	2	6	5.3
at Kentucky	Jan. 7																				
Vanderbilt	Jan. 10																				
Florida	Jan. 14																				
at Auburn	Jan. 21																				
Alabama	Jan. 25																				
at Ole Miss	Jan. 28																				
at Florida	Feb. 2																				
Kentucky	Feb. 4																				
at Tennessee	Feb. 8																				
at Arkansas	Feb. 11																				
Georgia	Feb. 15																				
LSU	Feb. 18																				
at Vanderbilt	Feb. 22																				
Tennessee	Feb. 25																				
Mississippi State	Feb. 29																				
at Georgia	March 3																				

SEASON NOTES

Dished five assists, committing zero turnovers, while grabbing a game-best 10 rebounds in season opener win over Western Carolina (Nov. 11) ... Posted five points and collected two steals vs. Elon (Nov. 15) ... Tallied first double-figure scoring game of the season with 12 points on 5-of-6 shooting from the floor and two free throws vs. Tennessee State (Nov. 20) ... Added two points and one assist vs. #1 North Carolina (Nov. 25) ... Dished four assists vs. Southern Cal (Nov. 26) ... Contributed four points and six rebounds in 24 minutes vs. Providence (Dec. 1) ... Tallied eight points and dished two assists in victory at Clemson (Dec. 4) ... Dished a team high three assists vs. Presbyterian (Dec. 13) ... Posted six points vs. No. 2 Ohio State (Dec. 17) ... Posted six points, two assists and two steals with no turnovers vs. SE Louisiana (Dec. 21) ... Solid vs. Wofford (Dec. 28), dishing four assists while adding six points ... Three points vs. USC Upstate (Dec. 31) ... Played a season high 32 minutes, scoring six points and dishing three assists, blocking two shots and collecting two steals in victory over SC State (Jan. 3) ...

CAREER VS. KENTUCKY (3 GAMES)


MIN	PTS	RBS	AST	BLK	STL	FG%	3FG%	FT%
27.0	6.7	3.7	1.0	0.7	1.3	45.4	0.0	0.0

CAREER STATISTICS

Season	GP-GS	Min	Avg	FG	FGA	Pct	3FG	3FGA	Pct	FT	FTA	Pct	Off	Def	Tot	Avg	PF	FO	Ast	TO	Blk	Stl	Pts	Avg
2009-10	31-30	827	26.7	104	206	.505	0	8	.000	16	59	.271	63	91	154	5.0	66	0	59	35	19	47	224	7.2
2010-11	26-25	731	28.1	87	182	.478	3	10	.300	26	62	.419	71	75	146	5.6	40	0	66	46	5	24	203	7.8
2011-12	14-10	315	22.5	33	56	.589	0	2	.000	8	22	.364	20	31	51	3.6	21	1	30	24	3	13	74	5.3
Totals	71-65	1873	26.4	224	444	.504	3	20	.150	50	143	.349	154	197	351	4.9	127	1	155	105	27	84	501	7.1

CAREER SEC STATISTICS

Season	GP-GS	Min	Avg	FG	FGA	Pct	3FG	3FGA	Pct	FT	FTA	Pct	Off	Def	Tot	Avg	PF	FO	Ast	TO	Blk	Stl	Pts	Avg
2010	16-15	454	28.4	54	101	.535	0	0	.000	3	22	.136	33	48	81	5.1	41	0	32	19	5	21	111	6.9
2011	12-11	335	27.9	33	74	.446	1	3	.333	6	2	.273	30	28	58	4.8	17	0	25	22	1	4	73	6.1
Totals	28-26	789	28.2	87	175	.497	1	3	.333	9	24	.375	63	76	139	5.0	58	0	57	41	6	25	184	6.6



#23 - BRUCE ELLINGTON

SOPHOMORE - GUARD

5'9 - 197 - 1 LETTER

MONCKS CORNER, S.C. - BERKELEY

ELLINGTON'S CAREER HIGHS

POINTS

31, at Furman (Dec. 22, 2010)

FIELD GOALS

11, at Furman (Dec. 22, 2010)

FIELD GOAL ATTEMPTS

23, at Furman (Dec. 22, 2010)

3-POINT FIELD GOALS

6, twice, last vs. Vanderbilt (Jan. 8, 2011)

3-POINT FIELD GOAL ATTEMPTS

13, twice, last vs. Tennessee (Feb. 16, 2011)

FREE THROWS

7, vs. Arkansas (Jan. 19, 2011)

FREE THROW ATTEMPTS

11, vs. Arkansas (Jan. 19, 2011)

REBOUNDS

8, vs. WKU (Nov. 27, 2010)

ASSISTS

8, vs. WKU (Nov. 27, 2010)

BLOCKS

1, vs. Ohio State (Dec. 17, 2011)

STEALS

4, at Michigan State (Nov. 16, 2010)

MINUTES PLAYED

46, vs. WKU (Nov. 27, 2010)

ELLINGTON'S SEASON HIGHS

POINTS

17, vs. Wofford (Dec. 28, 2011)

FIELD GOALS

6, vs. Presbyterian (Dec. 13, 2011)

FIELD GOAL ATTEMPTS

14, vs. Presbyterian (Dec. 13, 2011)

3-POINT FIELD GOALS

5, vs. Wofford (Dec. 28, 2011)

3-POINT FIELD GOAL ATTEMPTS

6, vs. Wofford (Dec. 28, 2011)

FREE THROWS

4, at Clemson (Dec. 4, 2011)

FREE THROW ATTEMPTS

4, twice, last vs. Presbyterian (Dec. 13, 2011)

REBOUNDS

3, twice, last vs. Wofford (Dec. 28, 2011)

ASSISTS

3, vs. Presbyterian (Dec. 13, 2011)

BLOCKS

1, vs. Ohio State (Dec. 17, 2011)

STEALS

1, twice, last vs. Presbyterian (Dec. 13, 2011)

MINUTES PLAYED

27, vs. Providence (Dec. 1, 2011)

SEASON NOTES

Returned to South Carolina basketball team on Monday, Nov. 28, after competing with the Gamecock football team, where he posted two touchdowns on the year ... Named to the SEC All-Freshman football team ... Posted 707 all-purpose yards in 2011 ... (**BASKETBALL**) In first game of the season vs. Providence (Dec. 1), tallied six points and one assist in 27 minutes off the bench ... Tallied nine points, including the game-winning free throw, in 58-55 victory at Clemson (Dec. 4) ... Posted a season high 15 points, while adding three assists in win over Presbyterian (Dec. 13) ... Tallied eight points vs. No. 2 Ohio State (Dec. 17) ... Posted two points vs. SE Louisiana (Dec. 21) ... Season highs with 17 points and five made shots from beyond the arc in win over Wofford (Dec. 28) ... Will miss the USC Upstate contest while he competes with the South Carolina football team in Orlando for the Capital One Bowl ... Returned to basketball team, hitting a perfect 3-of-3 from 3-point range to score nine points off the bench vs. SC State (Jan. 3) ...

CAREER VS. KENTUCKY (2 GAMES)

MIN	PTS	RBS	AST	BLK	STL	FG%	3FG%	FT%
27.5	7.5	3.5	4.5	0.0	0.0	18.2	14.3	62.5

2011-12

Opponent	Date	GS	Min	FG-FGA	Pct	3FG-FGA	Pct	FT-FTA	Pct	Off	Def	Tot	Avg	PF	FO	A	TO	Blk	Stl	Pts	Avg
Western Carolina	Nov. 11	-	-	-	-	-	-	DNP - Football	-	-	-	-	-	-	-	-	-	-	-	-	-
at Elon	Nov. 15	-	-	-	-	-	-	DNP - Football	-	-	-	-	-	-	-	-	-	-	-	-	-
Tenn State	Nov. 20	-	-	-	-	-	-	DNP - Football	-	-	-	-	-	-	-	-	-	-	-	-	-
Miss Valley State	Nov. 22	-	-	-	-	-	-	DNP - Football	-	-	-	-	-	-	-	-	-	-	-	-	-
UNC	Nov. 25	-	-	-	-	-	-	DNP - Football	-	-	-	-	-	-	-	-	-	-	-	-	-
So. California	Nov. 26	-	-	-	-	-	-	DNP - Football	-	-	-	-	-	-	-	-	-	-	-	-	-
Providence	Dec. 1	27	3-11	.273	0-4	.000	0-0	.000	1	1	2	2.0	3	0	1	2	0	0	6	6.0	
at Clemson	Dec. 4	23	2-8	.263	1-4	.125	4-4	1.000	0	0	0	1.0	3	0	2	2	0	1	9	7.5	
Presbyterian	Dec. 13	25	6-14	.333	1-3	.182	2-4	.750	2	1	3	1.7	1	0	3	2	0	1	15	10.0	
Ohio State	Dec. 17	23	3-7	.350	2-4	.267	0-0	.750	0	1	1	1.5	4	0	8	1	1	1	0	9.5	
SE Louisiana	Dec. 21	21	1-7	.313	0-3	.211	0-0	.750	0	2	2	1.6	2	0	1	2	0	0	2	8.0	
Wofford	Dec. 28	25	5-7	.364	5-6	.360	2-2	.800	0	3	3	1.8	2	0	1	2	0	0	17	9.5	
USC Upstate	Dec. 31	-	-	-	-	-	-	DNP - Football	-	-	-	-	-	-	-	-	-	-	-	-	-
SC State	Jan. 3	13	3-5	.383	3-3	.429	0-0	.800	0	0	0	1.6	0	0	1	0	0	0	9	9.4	
at Kentucky	Jan. 7																				
Vanderbilt	Jan. 10																				
Florida	Jan. 14																				
at Auburn	Jan. 21																				
Alabama	Jan. 25																				
at Ole Miss	Jan. 28																				
at Florida	Feb. 2																				
Kentucky	Feb. 4																				
at Tennessee	Feb. 8																				
at Arkansas	Feb. 11																				
Georgia	Feb. 15																				
LSU	Feb. 18																				
at Vanderbilt	Feb. 22																				
Tennessee	Feb. 25																				
Mississippi State	Feb. 29																				
at Georgia	March 3																				

CAREER STATISTICS

Season	GP-GS	Min	Avg	FG	FGA	Pct	3FG	3FGA	Pct	FT	FTA	Pct	Off	Def	Tot	Avg	PF	FO	Ast	TO	Blk	Stl	Pts	Avg
2010-11	30-30	928	30.9	138	423	.326	61	198	.308	47	74	.635	25	75	100	3.3	75	0	97	87	0	31	384	12.8
2011-12	7-0	157	22.4	23	60	.383	12	28	.429	8	10	.800	3	8	11	1.6	15	0	10	11	1	2	66	9.4
Totals	37-30	1085	29.3	161	483	.333	73	226	.323	55	84	.654	28	83	111	3.0	90	0	107	98	1	33	450	12.2

CAREER SEC STATISTICS

Season	GP-GS	Min	Avg	FG	FGA	Pct	3FG	3FGA	Pct	FT	FTA	Pct	Off	Def	Tot	Avg	PF	FO	Ast	TO	Blk	Stl	Pts	Avg
2011	16-16	500	31.3	69	237	.291	31	122	.254	23	35	.657	18	32	50	31	41	0	42	43	0	14	192	12.0



#24 - DAMONTRE HARRIS

SOPHOMORE - FORWARD

6'9 - 226 - 1 LETTER

FAYETTEVILLE, N.C. - TRINITY CHRISTIAN

HARRIS' CAREER HIGHS

POINTS

15, vs. Southern Cal (Nov. 26, 2011)

FIELD GOALS

7, vs. Southern Cal (Nov. 26, 2011)

FIELD GOAL ATTEMPTS

11, vs. Southern Cal (Nov. 26, 2011)

3-POINT FIELD GOALS

-

3-POINT FIELD GOAL ATTEMPTS

1, twice, last vs. Tennessee (March 3, 2011)

FREE THROWS

4, vs. Elon (Nov. 15, 2011)

FREE THROW ATTEMPTS

7, vs. Elon (Nov. 15, 2011)

REBOUNDS

10, twice, last vs. vs. Elon (Nov. 15, 2011)

ASSISTS

3, twice, last vs. Wofford (Dec. 28, 2011)

BLOCKS

5, 4 times, last vs. Wofford (Dec. 28, 2011)

STEALS

2, 6 times, last vs. USC Upstate (Dec. 31, 2011)

MINUTES PLAYED

35, at Clemson (Dec. 4, 2011)

HARRIS' SEASON HIGHS

POINTS

15, vs. Southern Cal (Nov. 26, 2011)

FIELD GOALS

7, vs. Southern Cal (Nov. 26, 2011)

FIELD GOAL ATTEMPTS

11, vs. Southern Cal (Nov. 26, 2011)

3-POINT FIELD GOALS

-

3-POINT FIELD GOAL ATTEMPTS

-

FREE THROWS

4, vs. Elon (Nov. 15, 2011)

FREE THROW ATTEMPTS

7, vs. Elon (Nov. 15, 2011)

REBOUNDS

10, vs. Elon (Nov. 15, 2011)

ASSISTS

3, vs. Wofford (Dec. 28, 2011)

BLOCKS

5, three times, last vs. Wofford (Dec. 28, 2011)

STEALS

2, 4 times, last vs. USC Upstate (Dec. 31, 2011)

MINUTES PLAYED

35, at Clemson (Dec. 4, 2011)

2011-12

Opponent	Date	GS	Min	FG-FGA	Pct	3FG-FGA	Pct	FT-FTA	Pct	Off	Def	Tot	Avg	PF	FO	A	TO	Blk	Stl	Pts	Avg
Western Carolina	Nov. 11	*	19	1-4	.250	0-0	.000	1-2	.500	1	0	1	1.0	4	0	0	1	2	0	3	3.0
at Elon	Nov. 15	*	26	2-4	.300	0-0	.000	4-7	.556	6	4	10	5.5	1	0	0	1	1	2	8	5.5
Tenn State	Nov. 20	*	16	2-2	.417	0-0	.000	1-1	.600	0	7	7	6.0	2	0	0	0	2	0	5	5.3
Miss Valley State	Nov. 22	*	19	1-3	.400	0-0	.000	2-2	.667	2	1	3	5.3	2	0	0	1	1	0	4	5.0
UNC	Nov. 25	*	19	0-2	.353	0-0	.000	0-0	.667	2	3	5	5.2	3	0	0	0	1	1	0	4.0
So. California	Nov. 26	*	30	7-11	.464	0-0	.000	1-1	.692	3	3	6	5.3	1	0	0	0	2	0	15	5.8
Providence	Dec. 1	*	15	0-1	.448	0-0	.000	0-0	.692	1	1	2	4.9	1	0	0	0	1	0	0	5.0
at Clemson	Dec. 4	*	35	4-9	.447	0-0	.000	2-2	.733	3	3	6	5.0	2	0	0	1	5	1	10	5.6
Presbyterian	Dec. 13	*	26	4-6	.477	0-0	.000	1-1	.750	0	3	3	4.8	4	0	2	1	5	0	9	6.0
Ohio State	Dec. 17	*	28	2-4	.479	0-0	.000	0-0	.750	0	2	2	4.5	0	0	1	0	0	1	4	5.8
SE Louisiana	Dec. 21	*	22	1-2	.480	0-0	.000	1-2	.722	3	4	7	4.7	4	0	0	2	1	2	3	5.5
Wofford	Dec. 28	*	29	3-6	.482	0-0	.000	0-0	.722	2	5	7	4.9	1	0	3	2	5	2	6	5.6
USC Upstate	Dec. 31	*	28	1-4	.467	0-0	.000	0-0	.722	1	4	5	4.9	4	0	2	0	3	2	2	5.3
SC State	Jan. 3	*	21	4-9	.464	0-0	.000	3-3	.762	1	5	6	5.0	4	0	0	3	1	0	11	5.7
at Kentucky	Jan. 7																				
Vanderbilt	Jan. 10																				
Florida	Jan. 14																				
at Auburn	Jan. 21																				
Alabama	Jan. 25																				
at Ole Miss	Jan. 28																				
at Florida	Feb. 2																				
Kentucky	Feb. 4																				
at Tennessee	Feb. 8																				
at Arkansas	Feb. 11																				
Georgia	Feb. 15																				
LSU	Feb. 18																				
at Vanderbilt	Feb. 22																				
Tennessee	Feb. 25																				
Mississippi State	Feb. 29																				
at Georgia	March 3																				

SEASON NOTES

Blocked two shots in season opener vs. Western Carolina (Nov. 11), but collected just one rebound and tallied three points ... Just two points away from first-career double-double with eight points and 10 rebounds vs. Elon (Nov. 15) ... Collected seven rebounds in just 16 minutes vs. Tennessee State (Nov. 20) ... Went 2-for-2 from the line against Mississippi Valley State (Nov. 22) and collected three rebounds with one block ... Collected five rebounds vs. #1 North Carolina (Nov. 25) ... Tallied a career high 15 points on 7-of-11 shooting from the field vs. Southern Cal (Nov. 26) ... One block vs. Providence (Dec. 1) ... Matched career high with five blocks, in a career high 35 minutes, while adding 10 points in win at Clemson (Dec. 4) ... Matched career high for second straight game with five blocks in win vs. Presbyterian (Dec. 13) ... Posted four points, one assist and one steal vs. No. 2 Ohio State (Dec. 17) ... Collected a team high seven rebounds vs. SE Louisiana (Dec. 21) ... Stellar numbers in win over Wofford (Dec. 28), matching career high with five blocks, while adding six points, seven rebounds, three assists and two steals in just 29 minutes ... Dished two assists and matched season high with two steals in 28 minutes vs. USC Upstate (Dec. 31) ... Matched Malik Cooke for a team high 11 points vs. SC State (Jan. 3) ...

CAREER VS. KENTUCKY (2 GAMES)


MIN	PTS	RBS	AST	BLK	STL	FG%	3FG%	FT%
25.0	5.0	4.5	0.0	1.0	0.0	55.6	0.0	0.0

CAREER STATISTICS

Season	GP-GS	Min	Avg	FG	FGA	Pct	3FG	3FGA	Pct	FT	FTA	Pct	Off	Def	Tot	Avg	PF	FO	Ast	TO	Blk	Stl	Pts	Avg
2010-11	29-19	491	16.9	47	82	.573	0	2	.000	13	22	.591	48	56	104	3.6	61	1	13	21	26	14	107	3.7
2011-12	14-14	333	23.8	32	69	.464	0	0	.000	16	21	.762	25	45	70	5.0	33	0	8	12	30	11	80	5.7
Totals	43-33	824	19.2	79	151	.523	0	2	.000	29	43	.674	73	101	174	4.0	94	1	21	33	56	25	187	4.3

CAREER SEC STATISTICS

Season	GP-GS	Min	Avg	FG	FGA	Pct	3FG	3FGA	Pct	FT	FTA	Pct	Off	Def	Tot	Avg	PF	FO	Ast	TO	Blk	Stl	Pts	Avg
2011	16-15	293	18.3	28	49	.571	0	2	.000	7	10	.700	28	27	55	3.4	40	1	6	9	12	9	63	3.9



#2 - BRIAN RICHARDSON

SOPHOMORE - GUARD

6'4 - 171 - 1 LETTER

WILSON, N.C. - GREENFIELD SCHOOL

RICHARDSON'S CAREER HIGHS

POINTS

17, vs. SC State (Jan. 4, 2011)

FIELD GOALS

6, vs. SC State (Jan. 4, 2011)

FIELD GOAL ATTEMPTS

12, vs. Providence (Dec. 1, 2011)

3-POINT FIELD GOALS

5, vs. SC State (Jan. 4, 2011)

3-POINT FIELD GOAL ATTEMPTS

9, 3 times, last vs. Southern Cal (Nov. 26, 2011)

FREE THROWS

7, vs. Delaware State (12/1/10)

FREE THROW ATTEMPTS

8, vs. Delaware State (12/1/10)

REBOUNDS

5, vs. USC Upstate (Nov. 23, 2010)

ASSISTS

3, twice, last vs. Delaware State (12/1/10)

BLOCKS

1, 7 times, last vs. West. Carolina (Nov. 11, 2011)

STEALS

2, five times, last vs. Presbyterian (Dec. 13, 2011)

MINUTES PLAYED

33, at Furman (Dec. 22, 2010)

RICHARDSON'S SEASON HIGHS

POINTS

12, vs. Southern Cal (Nov. 26, 2011)

FIELD GOALS

4, vs. Southern Cal (Nov. 26, 2011)

FIELD GOAL ATTEMPTS

12, vs. Providence (Dec. 1, 2011)

3-POINT FIELD GOALS

4, vs. Southern Cal (Nov. 26, 2011)

3-POINT FIELD GOAL ATTEMPTS

9, vs. Southern Cal (Nov. 26, 2011)

FREE THROWS

1, twice, last at Clemson (Dec. 4, 2011)

FREE THROW ATTEMPTS

2, at Clemson (Dec. 4, 2011)

REBOUNDS

4, vs. Providence (Dec. 1, 2011)

ASSISTS

2, twice, last vs. North Carolina (Nov. 25, 2011)

BLOCKS

1, vs. Western Carolina (Nov. 11, 2011)

STEALS

2, vs. Presbyterian (Dec. 13, 2011)

MINUTES PLAYED

27, vs. Southern Cal (Nov. 26, 2011)

2011-12

Opponent	Date	GS	Min	FG-FGA	Pct	3FG-FGA	Pct	FT-FTA	Pct	Off	Def	Tot	Avg	PF	FO	A	TO	Blk	Stl	Pts	Avg
Western Carolina	Nov. 11	19	2-4	.500	1-3	.333	0-0	.000	1	0	1	1.0	1	0	1	0	1	1	5	5.0	
at Elon	Nov. 15	21	2-9	.308	0-6	.111	0-0	.000	0	0	0	0.5	0	0	0	0	0	1	4	4.5	
Tenn State	Nov. 20	16	0-8	.190	0-5	.071	0-0	.000	1	0	1	0.7	3	0	2	0	0	0	0	3.0	
Miss Valley State	Nov. 22	11	1-5	.192	0-3	.059	0-0	.000	0	2	2	1.0	1	0	1	1	0	0	2	2.8	
UNC	Nov. 25	19	2-6	.219	0-4	.048	0-0	.000	0	3	3	1.4	4	0	2	3	0	0	4	3.0	
So. California	Nov. 26	27	4-9	.268	4-7	.179	0-0	.000	0	2	2	1.5	2	0	1	2	0	0	12	4.5	
Providence	Dec. 1	17	2-12	.245	0-6	.147	1-1	1.000	2	2	4	1.9	3	0	0	0	0	5	4.6		
at Clemson	Dec. 4	20	3-4	.281	2-3	.189	1-2	.667	1	2	3	2.0	0	0	0	0	0	9	5.1		
Presbyterian	Dec. 13	14	1-4	.279	0-1	.184	0-0	.667	1	2	3	2.1	1	0	0	2	0	2	2	4.8	
Ohio State	Dec. 17	3	0-1	.274	0-0	.184	0-0	.667	0	0	0	1.9	0	0	1	1	0	0	0	4.3	
SE Louisiana	Dec. 21	8	0-1	.270	0-1	.179	0-0	.667	0	0	0	1.7	2	0	1	0	0	0	0	3.9	
Wofford	Dec. 28	4	0-0	.270	0-0	.179	0-0	.667	0	0	0	1.6	0	0	0	0	0	0	0	3.6	
USC Upstate	Dec. 31	18	2-2	.292	2-2	.220	0-0	.667	0	1	1	1.5	1	0	0	0	0	0	6	3.8	
SC State	Jan. 3	11	1-4	.290	0-2	.209	0-0	.667	0	0	0	1.4	0	0	0	2	0	1	2	3.6	
at Kentucky	Jan. 7																				
Vanderbilt	Jan. 10																				
Florida	Jan. 14																				
at Auburn	Jan. 21																				
Alabama	Jan. 25																				
at Ole Miss	Jan. 28																				
at Florida	Feb. 2																				
Kentucky	Feb. 4																				
at Tennessee	Feb. 8																				
at Arkansas	Feb. 11																				
Georgia	Feb. 15																				
LSU	Feb. 18																				
at Vanderbilt	Feb. 22																				
Tennessee	Feb. 25																				
Mississippi State	Feb. 29																				
at Georgia	March 3																				

SEASON NOTES

Was solid in season opener win over Western Carolina (Nov. 11), posting five points, dishing one assist, one block and one steal ... Struggled from the floor vs. Elon (Nov. 15), hitting 2-of-9 attempts overall ... Dished two assists vs. Tennessee State (Nov. 20) ... Grabbed two rebounds and scored two points in 11 minutes against Mississippi Valley State (Nov. 22) ... Tallied four points and dished two assists vs. #1 North Carolina (Nov. 25) ... Breakout game with 12 points on 4-of-7 shooting vs. Southern Cal (Nov. 26) ... Tallied five points and collected four rebounds vs. Providence (Dec. 1) ... Solid in win at Clemson (Dec. 4), providing nine points and three rebounds ... Matched career high with two steals vs. Presbyterian (Dec. 13) ... One assist vs. No. 2 Ohio State (Dec. 17) ... Saw action vs. SE Louisiana (Dec. 21) ... Played vs. Wofford (Dec. 28) ... A perfect 2-of-2 from 3-point range in win over USC Upstate (Dec. 31) ... Contributed two points and one steal vs. SC State (Jan. 3) ...

CAREER VS. KENTUCKY (2 GAMES)

MIN	PTS	RBS	AST	BLK	STL	FG%	3FG%	FT%
26.0	6.0	3.0	0.0	1.0	1.5	20.0	27.3	50.0

CAREER STATISTICS

Season	GP-GS	Min	Avg	FG	FGA	Pct	3FG	3FGA	Pct	FT	FTA	Pct	Off	Def	Tot	Avg	PF	FO	Ast	TO	Blk	Stl	Pts	Avg
2010-11	30-24	582	19.4	53	158	.335	41	122	.336	30	44	.682	5	43	48	1.6	57	1	16	29	6	20	177	5.9
2011-12	14-0	210	15.0	20	69	.290	9	43	.209	2	3	.667	6	14	20	1.4	18	0	9	11	1	5	51	3.6
Totals	44-24	792	18.0	73	227	.321	50	165	.303	32	47	.680	11	57	68	1.5	75	1	25	40	7	25	228	5.2

CAREER SEC STATISTICS

Season	GP-GS	Min	Avg	FG	FGA	Pct	3FG	3FGA	Pct	FT	FTA	Pct	Off	Def	Tot	Avg	PF	FO	Ast	TO	Blk	Stl	Pts	Avg
2011	16-11	258	16.1	19	68	.276	16	50	.320	10	18	.556	4	18	22	1.4	31	1	3	15	3	11	64	4.0



#33 - RJ SLAWSON

SOPHOMORE - FORWARD

6'8 - 207 - 1 LETTER

CHARLESTON, S.C. - FORT DORCHESTER

SLAWSON'S CAREER HIGHS

POINTS

13, vs. North Carolina (Nov. 25, 2011)

FIELD GOALS

6, vs. North Carolina (Nov. 25, 2011)

FIELD GOAL ATTEMPTS

10, vs. North Carolina (Nov. 25, 2011)

3-POINT FIELD GOALS

2, 4 times, last vs. SC State (Jan. 3, 2012)

3-POINT FIELD GOAL ATTEMPTS

4, vs. SC State (Jan. 3, 2012)

FREE THROWS

4, 3 times, last vs. Providence (Dec. 1, 2011)

FREE THROW ATTEMPTS

6, vs. Tenn. State (Nov. 20, 2011)

REBOUNDS

14, vs. North Carolina (Nov. 25, 2011)

ASSISTS

3, vs. SC State (Jan. 3, 2012)

BLOCKS

4, vs. North Carolina (Nov. 25, 2011)

STEALS

3, vs. SC State (Jan. 3, 2012)

MINUTES PLAYED

31, vs. North Carolina (Nov. 25, 2011)

SLAWSON'S SEASON HIGHS

POINTS

13, vs. North Carolina (Nov. 25, 2011)

FIELD GOALS

6, vs. North Carolina (Nov. 25, 2011)

FIELD GOAL ATTEMPTS

10, vs. North Carolina (Nov. 25, 2011)

3-POINT FIELD GOALS

2, 3 times, last vs. SC State (Jan. 3, 2012)

3-POINT FIELD GOAL ATTEMPTS

4, vs. SC State (Jan. 3, 2012)

FREE THROWS

4, twice, last vs. Providence (Dec. 1, 2011)

FREE THROW ATTEMPTS

6, vs. Tenn. State (Nov. 20, 2011)

REBOUNDS

14, vs. North Carolina (Nov. 25, 2011)

ASSISTS

3, vs. SC State (Jan. 3, 2012)

BLOCKS

4, vs. North Carolina (Nov. 25, 2011)

STEALS

3, vs. SC State (Jan. 3, 2012)

MINUTES PLAYED

31, vs. North Carolina (Nov. 25, 2011)

2011-12

Opponent	Date	GS	Min	FG-FGA	Pct	3FG-FGA	Pct	FT-FTA	Pct	Off	Def	Tot	Avg	PF	FO	A	TO	Blk	Stl	Pts	Avg
Western Carolina	Nov. 11	21	3-4	.750	0-0	.000	1-2	.500	3	0	3	3.0	3	0	1	0	1	7	7.0		
at Elon	Nov. 15	11	1-5	.444	0-2	.000	0-0	.500	1	2	3	3.0	2	0	0	0	1	2	4.5		
Tenn State	Nov. 20	28	2-7	.438	0-2	.000	4-6	.625	3	3	6	4.0	3	0	0	2	1	1	10	6.3	
Miss Valley State	Nov. 22	16	2-6	.409	0-0	.000	0-2	.500	1	2	3	3.8	4	0	2	0	1	1	4	5.8	
UNC	Nov. 25	31	6-10	.600	0-1	.000	1-2	.500	4	10	14	5.8	4	0	0	4	4	1	13	7.2	
So. California	Nov. 26	29	3-6	.474	2-3	.250	1-1	.538	0	3	3	5.3	1	0	2	1	1	0	9	7.5	
Providence	Dec. 1	22	2-8	.435	0-1	.222	4-4	.647	4	4	8	5.7	4	0	1	2	1	2	8	7.6	
at Clemson	Dec. 4	6	0-0	.435	0-0	.222	0-0	.647	0	1	1	5.1	2	0	0	0	0	0	0	6.6	
Presbyterian	Dec. 13	17	1-3	.429	0-0	.222	0-0	.647	1	3	4	5.0	2	0	0	0	2	0	2	6.1	
Ohio State	Dec. 17	16	1-2	.431	1-2	.273	0-0	.647	0	0	0	4.5	3	0	0	1	0	0	3	5.8	
SE Louisiana	Dec. 21	12	1-4	.418	0-2	.231	0-0	.647	1	0	1	4.2	5	1	0	2	0	0	2	5.5	
Wofford	Dec. 28	16	2-3	.431	2-3	.313	1-2	.632	1	0	1	3.9	2	0	2	0	1	1	7	5.6	
USC Upstate	Dec. 31	25	4-5	.460	1-2	.333	1-2	.619	3	5	8	4.2	3	0	0	1	2	0	10	5.9	
SC State	Jan. 3	24	3-5	.471	2-4	.364	1-2	.609	2	7	9	4.6	1	0	3	0	0	3	9	6.1	
at Kentucky	Jan. 7																				
Vanderbilt	Jan. 10																				
Florida	Jan. 14																				
at Auburn	Jan. 21																				
Alabama	Jan. 25																				
at Ole Miss	Jan. 28																				
at Florida	Feb. 2																				
Kentucky	Feb. 4																				
at Tennessee	Feb. 8																				
at Arkansas	Feb. 11																				
Georgia	Feb. 15																				
LSU	Feb. 18																				
at Vanderbilt	Feb. 22																				
Tennessee	Feb. 25																				
Mississippi State	Feb. 29																				
at Georgia	March 3																				

SEASON NOTES

Was 3-of-4 from the floor with seven points in season opener vs. Western Carolina (Nov. 11) ... Tallied two points vs. Elon (Nov. 15) ... Posted or matched several career highs with 10 points, including a 4-of-6 effort from the charity stripe, while playing a career high 28 minutes vs. Tennessee State (Nov. 20) ... Tied his career highs with two assists, one block and one steal vs. Mississippi Valley State (Nov. 22) ... Posted a career night vs. #1 North Carolina (Nov. 25), posting career highs with 13 points, 14 rebounds and four blocks ... Named to the Las Vegas Invitational All-Tournament team after finishing tournament play with nine points vs. Southern Cal (Nov. 26) ... Collected a team best eight rebounds vs. Providence (Dec. 1) ... Suffered from right foot strain following Providence contest, however, was available for contest at Clemson (Dec. 4) ... Blocked two shots vs. Presbyterian (Dec. 13) ... Posted three points vs. No. 2 Ohio State (Dec. 17) ... Saw action vs. SE Louisiana (Dec. 21) ... Tallied seven points, hitting two 3s in win vs. Wofford (Dec. 28) ... Tallied 10 points and collected eight rebounds and two blocks in win over USC Upstate (Dec. 31) for best game since UNC contest ... Career game vs. SC State (Jan. 3), nine points, nine rebounds and a career high three assists and three steals ...

CAREER VS. KENTUCKY (2 GAMES)

MIN	PTS	RBS	AST	BLK	STL	FG%	3FG%	FT%
7.5	2.0	1.5	0.0	0.5	0.5	40.0	0.0	0.0

CAREER STATISTICS

Season	GP-GS	Min	Avg	FG	FGA	Pct	3FG	3FGA	Pct	FT	FTA	Pct	Off	Def	Tot	Avg	PF	FO	Ast	TO	Blk	Stl	Pts	Avg
2010-11	28-0	252	9.0	24	58	.414	6	19	.316	9	11	.818	22	37	59	2.1	40	1	4	14	5	7	63	2.3
2011-12	14-0	274	19.6	32	68	.471	8	22	.364	14	23	.609	24	40	64	4.6	39	1	11	13	13	11	86	6.1
Totals	42-0	526	12.5	56	126	.300	14	41	.341	23	34	.676	46	77	123	2.9	79	2	15	27	18	18	149	3.5

CAREER SEC STATISTICS

Season	GP-GS	Min	Avg	FG	FGA	Pct	3FG	3FGA	Pct	FT	FTA	Pct	Off	Def	Tot	Avg	PF	FO	Ast	TO	Blk	Stl	Pts	Avg
2011	15-0	153	10.2	11	32	.344	4	11	.364	4	4	1.000	11	20	31	2.1	27	1	0	4	2	4	30	2.0



#5 - ERIC SMITH

SOPHOMORE - GUARD

5'11 - 210 - 1 LETTER

MULLINS, S.C. - CHRIST SCHOOL

SMITH'S CAREER HIGHS

POINTS

18, vs. Tenn. State (Nov. 20, 2011)

FIELD GOALS

6, twice, last vs. Providence (Dec. 1, 2011)

FIELD GOAL ATTEMPTS

13, vs. Providence (Dec. 1, 2011)

3-POINT FIELD GOALS

5, vs. Tenn. State (Nov. 20, 2011)

3-POINT FIELD GOAL ATTEMPTS

8, vs. Providence (Dec. 1, 2011)

FREE THROWS

3, vs. Kentucky (Jan. 22, 2011)

FREE THROW ATTEMPTS

4, vs. Radford (Nov. 19, 2010)

REBOUNDS

3, 6, times, last vs. Presbyterian (Dec. 13, 2011)

ASSISTS

7, vs. Ole Miss (Feb. 22, 2011)

BLOCKS

-

STEALS

2, 4 times, last vs. SE Louisiana (Dec. 21, 2011)

MINUTES PLAYED

31, vs. Miss. Valley State (Nov. 2, 2011)

SMITH'S SEASON HIGHS

POINTS

18, vs. Tenn. State (Nov. 20, 2011)

FIELD GOALS

6, twice, last vs. Providence (Dec. 1, 2011)

FIELD GOAL ATTEMPTS

13, vs. Providence (Dec. 1, 2011)

3-POINT FIELD GOALS

5, vs. Tenn. State (Nov. 20, 2011)

3-POINT FIELD GOAL ATTEMPTS

8, vs. Providence (Dec. 1, 2011)

FREE THROWS

1, 3 times, last vs. USC Upstate (Dec. 31, 2011)

FREE THROW ATTEMPTS

2, twice, last vs. Providence (Dec. 1, 2011)

REBOUNDS

3, three times, last vs. Presbyterian (Dec. 13, 2011)

ASSISTS

4, vs. Western Carolina (Nov. 11, 2011)

BLOCKS

-

STEALS

2, 3 times, last vs. SE Louisiana (Dec. 21, 2011)

MINUTES PLAYED

31, vs. Miss. Valley State (Nov. 2, 2011)

2011-12

Opponent	Date	GS	Min	FG-FGA	Pct	3FG-FGA	Pct	FT-FTA	Pct	Off	Def	Tot	Avg	PF	FO	A	TO	Blk	Stl	Pts	Avg
Western Carolina	Nov. 11		19	4-6	.667	1-2	.500	0-2	.000	0	0	0	0.0	0	0	4	1	0	0	9	9.0
at Elon	Nov. 15		14	3-5	.636	0-2	.250	0-1	.000	0	1	1	0.5	2	0	2	1	0	1	6	7.5
Tenn State	Nov. 20		18	6-10	.619	5-7	.545	1-1	.250	0	2	2	1.0	2	0	1	4	0	0	18	11.0
Miss Valley State	Nov. 22	*	31	3-6	.593	2-3	.572	0-1	.200	1	2	3	1.5	2	0	2	4	0	2	8	10.3
UNC	Nov. 25	*	27	2-6	.545	2-5	.526	0-0	.200	0	0	0	1.2	1	0	3	3	0	0	6	9.4
So. California	Nov. 26	*	20	1-1	.559	1-1	.550	0-0	.200	0	0	0	1.0	4	0	1	3	0	1	3	8.3
Providence	Dec. 1	*	28	6-13	.532	3-8	.500	1-2	.286	1	2	3	1.3	2	0	1	0	0	2	16	9.4
at Clemson	Dec. 4	*	22	2-3	.540	0-1	.483	0-0	.286	0	2	2	1.4	2	0	3	1	0	0	4	8.8
Presbyterian	Dec. 13	*	19	0-4	.500	0-1	.467	0-0	.286	0	3	3	1.6	1	0	2	0	0	0	0	7.8
Ohio State	Dec. 17	*	23	2-5	.492	1-2	.469	0-0	.286	1	0	1	1.5	0	0	1	2	0	0	5	7.5
SE Louisiana	Dec. 21	*	19	2-4	.492	1-2	.471	2-4	.364	0	0	0	1.4	0	0	1	0	0	2	7	7.5
Wofford	Dec. 28	*	17	0-3	.470	0-2	.444	0-0	.364	0	0	0	1.3	0	0	1	2	0	0	0	6.8
USC Upstate	Dec. 31	*	19	2-4	.471	0-1	.432	1-1	.417	0	0	0	1.2	5	1	1	4	0	0	5	6.7
SC State	Jan. 3	*	16	3-5	.480	2-3	.450	0-0	.417	0	2	2	1.2	1	0	2	2	0	0	8	6.8
at Kentucky	Jan. 7																				
Vanderbilt	Jan. 10																				
Florida	Jan. 14																				
at Auburn	Jan. 21																				
Alabama	Jan. 25																				
at Ole Miss	Jan. 28																				
at Florida	Feb. 2																				
Kentucky	Feb. 4																				
at Tennessee	Feb. 8																				
at Arkansas	Feb. 11																				
Georgia	Feb. 15																				
LSU	Feb. 18																				
at Vanderbilt	Feb. 22																				
Tennessee	Feb. 25																				
Mississippi State	Feb. 29																				
at Georgia	March 3																				

SEASON NOTES

Dished four assists with just one turnover, while adding a career high nine points in season opener vs. Western Carolina (Nov. 11) ... Dished two assists and added six points at Elon (Nov. 15) ... Doubled career high with 18 points on 6-of-10 shooting, including a 5-of-7 mark from 3-point range vs. Tennessee State (Nov. 20) ... Earned first career start against Mississippi Valley State (Nov. 22), posting eight points while getting career highs with three rebounds, two steals and 31 minutes played ... Collected three assists vs. #1 North Carolina (Nov. 25) ... Was solid in contest vs. Providence (Dec. 1), scoring 16 points, hitting 6-of-13 attempts from the field ... Hit crucial show with 25.9 seconds remaining in Clemson contest (Dec. 4), which pushed the Carolina lead to three points ... Dished three assists vs. the Tigers ... Tallied two assists vs. Presbyterian (Dec. 13) ... Posted five points and one assist vs. No. 2 Ohio State (Dec. 17) ... Matched career high with two steals vs. SE Louisiana (Dec. 21) ... One assist vs. Wofford (Dec. 28) ... Five points and one assist vs. USC Upstate (Dec. 31) ... Tallied eight points and two assists vs. SC State (Jan. 3) ...

CAREER VS. KENTUCKY (2 GAMES)


MIN	PTS	RBS	AST	BLK	STL	FG%	3FG%	FT%
22.0	6.5	0.0	0.5	0.0	0.5	44.4	25.0	1.000

CAREER STATISTICS

Season	GP-GS	Min	Avg	FG	FGA	Pct	3FG	3FGA	Pct	FT	FTA	Pct	Off	Def	Tot	Avg	PF	FO	Ast	TO	Blk	Stl	Pts	Avg
2010-11	28-0	371	13.3	20	66	.303	8	35	.229	20	32	.625	6	16	22	0.8	29	0	42	25	0	6	68	2.4
2011-12	14-11	292	20.9	36	75	.480	18	40	.450	5	12	.417	3	14	17	1.2	22	1	25	27	0	8	95	6.8
Totals	42-11	663	15.8	56	141	.397	26	75	.346	25	44	.568	9	30	39	0.9	51	1	67	52	0	14	163	3.9

CAREER SEC STATISTICS

Season	GP-GS	Min	Avg	FG	FGA	Pct	3FG	3FGA	Pct	FT	FTA	Pct	Off	Def	Tot	Avg	PF	FO	Ast	TO	Blk	Stl	Pts	Avg
2011	16-0	260	16.3	15	49	.306	6	24	.250	13	17	.765	6	7	13	0.8	18	0	23	15	0	4	49	3.1



#45 - CARLTON GEATHERS

R-FRESHMAN - FORWARD

6'10 - 250 - HS

GEORGETOWN, S.C. - CARVERS BAY

GEATHERS' SEASON HIGHS

POINTS

4, 3 times, last vs. SC State (Jan. 3, 2012)

FIELD GOALS

2, twice, last vs. SC State (Jan. 3, 2012)

FIELD GOAL ATTEMPTS

4, vs. Western Carolina (Nov. 11, 2011)

3-POINT FIELD GOALS

-

3-POINT FIELD GOAL ATTEMPTS

-

FREE THROWS

2, vs. SE Louisiana (Dec. 21, 2011)

FREE THROW ATTEMPTS

2, twice, last vs. SE Louisiana (Dec. 21, 2011)

REBOUNDS

6, vs. Western Carolina (Nov. 11, 2011)

ASSISTS

1, vs. SC State (Jan. 3, 2012)

BLOCKS

3, twice, last vs. Providence (Dec. 1, 2011)

STEALS

-

MINUTES PLAYED

16, vs. Western Carolina (Nov. 11, 2011)

2011-12

Opponent	Date	GS	Min	FG-FGA	Pct	3FG-FGA	Pct	FT-FTA	Pct	Off	Def	Tot	Avg	PF	FO	A	TO	Blk	Stl	Pts	Avg
Western Carolina	Nov. 11	16	2-4	.500	0-0	.000	0-0	.000	1	5	6	6.0	0	0	0	0	1	0	4	4.0	
at Elon	Nov. 15	8	0-0	.500	0-0	.000	0-0	.000	0	1	1	3.5	2	0	0	0	0	0	0	2.0	
Tenn State	Nov. 20	13	0-1	.400	0-0	.000	0-0	.000	1	1	2	3.0	1	0	0	0	1	0	0	1.3	
Miss Valley State	Nov. 22	11	0-0	.000	0-0	.000	0-0	.000	0	3	3	3.0	1	0	0	0	3	0	0	1.0	
UNC	Nov. 25	3	0-1	.333	0-0	.000	0-0	.000	0	2	2	2.8	2	0	0	0	0	0	0	0.8	
So. California	Nov. 26	3	0-0	.333	0-0	.000	0-0	.000	0	0	0	2.3	1	0	0	0	0	0	0	0.7	
Providence	Dec. 1	8	0-0	.333	0-0	.000	0-0	.000	0	3	3	2.4	1	0	0	1	3	0	0	0.6	
at Clemson	Dec. 4	3	0-1	.286	0-0	.000	0-0	.000	0	0	0	2.1	0	0	0	0	0	0	0	0.5	
Presbyterian	Dec. 13	4	0-0	.286	0-0	.000	0-0	.000	0	1	1	2.0	1	0	0	0	0	0	0	0.4	
Ohio State	Dec. 17	8	0-0	.286	0-0	.000	1-2	.500	1	2	3	2.1	0	0	0	0	1	0	1	0.5	
SE Louisiana	Dec. 21	11	1-3	.300	0-0	.000	2-2	.750	4	0	4	2.3	2	0	0	1	0	4	0.8		
Wofford	Dec. 28	5	1-1	.364	0-0	.000	0-0	.750	0	0	0	2.1	0	0	0	0	0	2	0.9		
USC Upstate	Dec. 31	3	1-1	.417	0-0	.000	0-0	.750	1	1	2	2.1	0	0	0	0	0	2	1.0		
SC State	Jan. 3	12	2-3	.467	0-0	.000	0-0	.750	1	1	2	2.1	4	0	1	1	1	0	4	1.2	
at Kentucky	Jan. 7																				
Vanderbilt	Jan. 10																				
Florida	Jan. 14																				
at Auburn	Jan. 21																				
Alabama	Jan. 25																				
at Ole Miss	Jan. 28																				
at Florida	Feb. 2																				
Kentucky	Feb. 4																				
at Tennessee	Feb. 8																				
at Arkansas	Feb. 11																				
Georgia	Feb. 15																				
LSU	Feb. 18																				
at Vanderbilt	Feb. 22																				
Tennessee	Feb. 25																				
Mississippi State	Feb. 29																				
at Georgia	March 3																				

SEASON NOTES

In first career contest, collected six rebounds and tallied four points in season opener vs. Western Carolina (Nov. 11) ... Saw action vs. Elon (Nov. 15), collecting one rebound ... Earned a block vs. Tennessee State (Nov. 20) ... Swatted a game-high and career high three blocks against Mississippi Valley State (Nov. 22) ... Blocked three shots vs. Providence (Dec. 1), matching a season high ... Tallied one block vs. No. 2 Ohio State (Dec. 17) ... Matched season high with four points vs. SE Louisiana (Dec. 21) ... Contributed two points in win over Wofford (Dec. 28) ... Posted two points vs. USC Upstate (Dec. 31) ... Tallied four points, two rebounds and dished his first career assist in win over SC State (Jan. 3) ...

CAREER STATISTICS

Season	GP-GS	Min	Avg	FG	FGA	Pct	3FG	3FGA	Pct	FT	FTA	Pct	Off	Def	Tot	Avg	PF	FO	Ast	TO	Blk	Stl	Pts	Avg
2011-12	14-0	108	7.7	7	15	.467	0	0	.000	3	4	.750	9	20	29	2.1	15	0	1	3	10	0	17	1.2

CAREER SEC STATISTICS

Season	GP-GS	Min	Avg	FG	FGA	Pct	3FG	3FGA	Pct	FT	FTA	Pct	Off	Def	Tot	Avg	PF	FO	Ast	TO	Blk	Stl	Pts	Avg
2012																								



#13 - ANTHONY GILL

FRESHMAN - FORWARD

6'8 - 235 - HS

CHARLOTTE, N.C. - CHARLOTTE CHRISTIAN

GILL'S SEASON HIGHS

POINTS

14, twice, last vs. SE Louisiana (Dec. 21, 2011)

FIELD GOALS

6, vs. Western Carolina (Nov. 11, 2011)

FIELD GOAL ATTEMPTS

9, vs. SE Louisiana (Dec. 21, 2011)

3-POINT FIELD GOALS

2, twice, last vs. SE Louisiana (Dec. 21, 2011)

3-POINT FIELD GOAL ATTEMPTS

3, at Clemson (Dec. 4, 2011)

FREE THROWS

4, twice, last vs. SE Louisiana (Dec. 21, 2011)

FREE THROW ATTEMPTS

6, twice, last vs. SE Louisiana (Dec. 21, 2011)

REBOUNDS

9, vs. Elon (Nov. 15, 2011)

ASSISTS

3, twice, last vs. Wofford (Dec. 28, 2011)

BLOCKS

2, vs. SC State (Jan. 3, 2012)

STEALS

2, vs. Southern Cal (Nov. 26, 2011)

MINUTES PLAYED

33, vs. Presbyterian (Dec. 13, 2011)

SEASON NOTES

Tallied a game-high 14 points in college debut on 6-of-7 shooting from the floor to lead Gamecocks past Western Carolina (Nov. 11) in season opener ... Led team for second-straight contest with nine points, just one rebound away from double-double with nine as well at Elon (Nov. 15) ... Was in foul trouble early vs. Tennessee State (Nov. 20); collected two assists ... Went 3-of-6 shooting from the floor in an eight-point, eight-rebound effort against Mississippi Valley State (Nov. 22) ... Collected six rebounds and posted five points before fouling out vs. #1 North Carolina (Nov. 25) ... Collected two steals vs. Southern Cal (Nov. 26) ... Added seven points and collected three rebounds vs. Providence (Dec. 1) ... Big part of Gamecock win at Clemson (Dec. 4), hit a huge 3 with 1:19 left in the contest to push the Carolina lead to three points ... Tallied 10 points and collected six rebounds vs. the Tigers ... Played a season high 33 minutes vs. Presbyterian (Dec. 13), collecting a team high eight rebounds ... After early foul trouble forced him to play just two minutes in the first half vs. No. 2 Ohio State (Dec. 17), responded with 11 points and four rebounds in the second half ... Solid performance vs. SE Louisiana (Dec. 21), posting a team high 14 points, while adding one assist, one block and one steal ... Collected team high seven rebounds, and matched season high with three assists in win over Wofford (Dec. 28) ... Tallied eight points vs. USC Upstate (Dec. 31) ... Blocked a season high two shots, while scoring six points and collecting five rebounds in win over SC State (Jan. 3) ...

2011-12


Opponent	Date	GS	Min	FG-FGA	Pct	3FG-FGA	Pct	FT-FTA	Pct	Off	Def	Tot	Avg	PF	FO	A	TO	Blk	Stl	Pts	Avg
Western Carolina	Nov. 11	*	23	6-7	.857	1-1	1.000	1-2	.500	2	2	4	4.0	2	0	1	1	0	0	14	14.0
at Elon	Nov. 15	*	28	4-5	.833	0-0	1.000	1-3	.400	2	7	9	6.5	4	0	0	2	1	0	9	11.5
Tenn State	Nov. 20	*	21	1-3	.733	0-0	1.000	0-0	.400	1	1	2	5.0	2	0	3	0	0	0	2	8.3
Miss Valley State	Nov. 22	*	29	3-6	.667	0-0	1.000	2-3	.500	3	5	8	5.8	3	0	1	2	0	0	8	8.3
UNC	Nov. 25	*	23	3-7	.607	0-0	1.000	4-6	.571	3	3	6	5.8	5	1	2	3	0	1	10	8.6
So. California	Nov. 26	*	18	2-3	.613	0-0	1.000	3-3	.647	2	0	2	5.2	2	0	2	0	0	2	7	8.3
Providence	Dec. 1	*	17	3-6	.585	0-0	1.000	1-1	.667	2	1	3	4.9	0	0	2	1	0	0	7	8.1
at Clemson	Dec. 4	*	24	3-7	.568	2-3	.750	2-4	.636	0	6	6	5.0	4	0	0	0	0	0	10	8.4
Presbyterian	Dec. 13	*	33	3-6	.560	1-1	.800	3-3	.680	4	4	8	5.3	2	0	2	5	0	0	10	8.6
Ohio State	Dec. 17	*	18	4-6	.571	0-0	.800	3-3	.714	2	2	4	5.2	2	0	2	4	1	0	11	8.8
SE Louisiana	Dec. 21	*	27	4-9	.554	2-2	.857	4-6	.706	2	3	5	5.2	0	0	1	1	1	1	14	9.3
Wofford	Dec. 28	*	30	1-5	.529	0-1	.750	0-0	.706	1	7	8	5.4	1	0	3	3	0	1	2	8.7
USC Upstate	Dec. 31	*	23	3-7	.519	0-1	.667	2-4	.684	0	1	1	5.1	2	0	1	3	0	0	8	8.6
SC State	Jan. 3	*	20	2-3	.525	0-0	.667	2-2	.700	1	4	5	5.1	4	0	1	2	2	1	6	8.4
at Kentucky	Jan. 7																				
Vanderbilt	Jan. 10																				
Florida	Jan. 14																				
at Auburn	Jan. 21																				
Alabama	Jan. 25																				
at Ole Miss	Jan. 28																				
at Florida	Feb. 2																				
Kentucky	Feb. 4																				
at Tennessee	Feb. 8																				
at Arkansas	Feb. 11																				
Georgia	Feb. 15																				
LSU	Feb. 18																				
at Vanderbilt	Feb. 22																				
Tennessee	Feb. 25																				
Mississippi State	Feb. 29																				
at Georgia	March 3																				

CAREER STATISTICS

Season	GP-GS	Min	Avg	FG	FGA	Pct	3FG	3FGA	Pct	FT	FTA	Pct	Off	Def	Tot	Avg	PF	FO	Ast	TO	Blk	Stl	Pts	Avg
2011-12	14-14	334	23.9	42	80	.525	6	9	.667	28	40	.700	25	46	71	5.1	33	1	21	27	5	6	118	8.4

CAREER SEC STATISTICS

Season	GP-GS	Min	Avg	FG	FGA	Pct	3FG	3FGA	Pct	FT	FTA	Pct	Off	Def	Tot	Avg	PF	FO	Ast	TO	Blk	Stl	Pts	Avg
2012																								



#32 - DAMIEN LEONARD

FRESHMAN - GUARD

6'4 - 187 - HS

GREENVILLE, S.C. - J.L. MANN

LEONARD'S SEASON HIGHS

POINTS

16, vs. Miss. Valley State (Nov. 22, 2011)

FIELD GOALS

5, twice, last vs. North Carolina (Nov. 25, 2011)

FIELD GOAL ATTEMPTS

17, vs. Elon (Nov. 15, 2011)

3-POINT FIELD GOALS

5, vs. North Carolina (Nov. 25, 2011)

3-POINT FIELD GOAL ATTEMPTS

11, twice, last vs. North Carolina (Nov. 25, 2011)

FREE THROWS

2, 3 times, last vs. Wofford (Dec. 28, 2011)

FREE THROW ATTEMPTS

4, vs. Tenn. State (Nov. 20, 2011)

REBOUNDS

3, 3 times, last vs. USC Upstate (Dec. 31, 2011)

ASSISTS

2, 3 times, last vs. SC State (Jan. 3, 2012)

BLOCKS

1, vs. Western Carolina (Nov. 11, 2011)

STEALS

2, twice, last vs. Tenn. State (Nov. 20, 2011)

MINUTES PLAYED

36, vs. North Carolina (Nov. 25, 2011)

2011-12

Opponent	Date	GS	Min	FG-FGA	Pct	3FG-FGA	Pct	FT-FTA	Pct	Off	Def	Tot	Avg	PF	FO	A	TO	Blk	Stl	Pts	Avg
Western Carolina	Nov. 11	*	22	2-10	.200	1-5	.200	0-0	.000	1	0	1	1.0	1	0	0	1	1	1	5	5.0
at Elon	Nov. 15	*	27	2-17	.148	1-11	.125	2-2	1.000	2	0	2	1.5	2	0	2	0	0	2	7	6.0
Tenn State	Nov. 20	*	24	1-5	.156	1-5	.143	2-4	.667	1	0	1	1.3	3	0	2	2	0	2	5	5.7
Miss Valley State	Nov. 22	*	32	5-12	.227	4-9	.233	2-2	.750	0	3	3	1.8	2	0	0	3	0	1	16	8.3
UNC	Nov. 25	*	36	5-12	.268	5-11	.293	0-0	.750	0	1	1	1.5	3	0	0	5	0	0	15	9.6
So. California	Nov. 26	*	23	0-6	.242	0-4	.267	0-0	.750	0	0	0	1.3	2	0	0	1	0	0	0	8.0
Providence	Dec. 1	*	9	0-5	.224	0-5	.240	0-0	.750	0	2	2	1.4	1	0	0	1	0	0	0	6.9
at Clemson	Dec. 4		5	1-3	.229	0-1	.235	0-0	.750	0	0	0	1.3	0	0	0	0	0	0	2	6.3
Presbyterian	Dec. 13		10	3-5	.253	2-2	.264	0-0	.750	0	0	0	1.1	2	0	0	2	0	0	10	6.4
Ohio State	Dec. 17		22	2-6	.259	2-6	.271	1-2	.700	1	2	3	1.3	3	0	0	2	0	0	7	6.5
SE Louisiana	Dec. 21		14	3-6	.276	2-5	.281	0-2	.583	0	2	2	1.4	0	0	0	0	0	0	8	6.6
Wofford	Dec. 28		16	4-7	.298	4-6	.314	2-2	.643	0	0	0	1.3	0	0	0	2	0	0	14	7.3
USC Upstate	Dec. 31		12	0-0	.298	0-0	.314	1-2	.625	0	3	3	1.4	1	0	0	0	0	0	1	6.8
SC State	Jan. 3		17	3-6	.310	3-6	.329	0-0	.625	0	1	1	1.4	1	0	2	1	0	1	9	6.9
at Kentucky	Jan. 7																				
Vanderbilt	Jan. 10																				
Florida	Jan. 14																				
at Auburn	Jan. 21																				
Alabama	Jan. 25																				
at Ole Miss	Jan. 28																				
at Florida	Feb. 2																				
Kentucky	Feb. 4																				
at Tennessee	Feb. 8																				
at Arkansas	Feb. 11																				
Georgia	Feb. 15																				
LSU	Feb. 18																				
at Vanderbilt	Feb. 22																				
Tennessee	Feb. 25																				
Mississippi State	Feb. 29																				
at Georgia	March 3																				

SEASON NOTES

Struggled from the floor in college debut vs. Western Carolina (Nov. 11), hitting just 2-of-10 attempts, including a 1-of-5 mark from 3-point range ... Struggled from the floor hitting just 2-of-17 attempts, including a 1-of-11 mark from 3-point range at Elon (Nov. 15) ... Collected two steals and two assists vs. Tennessee State (Nov. 20) ... Breakout effort against Mississippi Valley State (Nov. 22), going 5-of-12 from the field and 4-of-9 from 3-point range for a career high 16 points with three rebounds ... Tallied 15 points on 5-of-11 shooting from 3-point range vs. #1 North Carolina (Nov. 25) ... Collected two rebounds vs. Providence (Dec. 1) ... Posted eight points in 10 minutes vs. Presbyterian (Dec. 13) ... Tallied seven points and matched season high with three rebounds vs. No. 2 Ohio State (Dec. 17) ... Posted eight points vs. SE Louisiana (Dec. 21) to lead all scorers off the bench for the Gamecocks ... Posted 14 points in 16 minutes, hitting 4-of-6 attempts from beyond the arc in won over Wofford (Dec. 28) ... Matched season high with three rebounds vs. USC Upstate (Dec. 31) ... Tallied nine points, hitting three 3s, in victory over SC State (Jan. 3) ...

CAREER STATISTICS

Season	GP-GS	Min	Avg	FG	FGA	Pct	3FG	3FGA	Pct	FT	FTA	Pct	Off	Def	Tot	Avg	PF	FO	Ast	TO	Blk	Stl	Pts	Avg
2011-12	14-7	269	19.2	31	100	.310	25	76	.329	10	16	.625	5	14	19	1.4	21	0	6	20	1	7	97	6.9

CAREER SEC STATISTICS

Season	GP-GS	Min	Avg	FG	FGA	Pct	3FG	3FGA	Pct	FT	FTA	Pct	Off	Def	Tot	Avg	PF	FO	Ast	TO	Blk	Stl	Pts	Avg
2012																								



#1 - BRENTON WILLIAMS

SOPHOMORE - GUARD

5'11 - 172 - JC

KISSIMMEE, FLA. - OSCEOLA/

SANTA FE COLLEGE

WILLIAMS' SEASON HIGHS

POINTS

13, vs. Western Carolina (Nov. 11, 2011)

FIELD GOALS

5, vs. Western Carolina (Nov. 11, 2011)

FIELD GOAL ATTEMPTS

8, vs. Western Carolina (Nov. 11, 2011)

3-POINT FIELD GOALS

1, 3 times, last vs. USC Upstate (Dec. 31, 2011)

3-POINT FIELD GOAL ATTEMPTS

3, twice, last vs. USC Upstate (Dec. 31, 2011)

FREE THROWS

8, vs. USC Upstate (Dec. 31, 2011)

FREE THROW ATTEMPTS

8, vs. USC Upstate (Dec. 31, 2011)

REBOUNDS

2, vs. Western Carolina (Nov. 11, 2011)

ASSISTS

2, vs. SC State (Jan. 3, 2012)

BLOCKS

-

STEALS

5, vs. Western Carolina (Nov. 11, 2011)

MINUTES PLAYED

20, vs. USC Upstate (Dec. 31, 2011)

SEASON NOTES

Impressed on both ends of the court in season debut vs. Western Carolina (Nov. 11), posting 13 points on 5-of-8 shooting, while swiping a game high five steals ... Tallied three points at Elon (Nov. 15) ... Suffered knee injury early in first half vs. Tennessee State (Nov. 20) ... Returned to game action vs. Presbyterian (Dec. 13), after missing previous five games due to a left knee sprain suffered against Tennessee State on Nov. 20 ... Continues to return from left knee injury; posted two points vs. SE Louisiana (Dec. 21) ... Played a season high 20 minutes, posting 11 points, including 8-of-8 from the free throw line, in win over USC Upstate (Dec. 31) ... Posted a season high two assists vs. SC State (Jan. 3) ...

2011-12

Opponent	Date	GS	Min	FG-FGA	Pct	3FG-FGA	Pct	FT-FTA	Pct	Off	Def	Tot	Avg	PF	FO	A	TO	Blk	Stl	Pts	Avg
Western Carolina	Nov. 11	17	5-8	.625	1-1	1,000	2-2	1,000	0	2	2	2.0	1	0	1	4	0	5	13	13.0	
at Elon	Nov. 15	13	1-3	.545	1-3	.500	0-0	1,000	0	1	1	1.5	1	0	0	1	0	0	3	8.0	
Tenn State	Nov. 20	2	0-1	.500	0-1	.400	1-2	.750	0	0	0	1.0	0	0	0	0	0	0	0	5.7	
Miss Valley State	Nov. 22	-	-	-	-	-	-	INJURED	-	-	-	-	-	-	-	-	-	-	-	-	
UNC	Nov. 25	-	-	-	-	-	-	INJURED	-	-	-	-	-	-	-	-	-	-	-	-	
So. California	Nov. 26	-	-	-	-	-	-	INJURED	-	-	-	-	-	-	-	-	-	-	-	-	
Providence	Dec. 1	-	-	-	-	-	-	INJURED	-	-	-	-	-	-	-	-	-	-	-	-	
at Clemson	Dec. 4	-	-	-	-	-	-	INJURED	-	-	-	-	-	-	-	-	-	-	-	-	
Presbyterian	Dec. 13	5	0-3	.400	0-2	.286	0-0	.750	0	0	0	0.8	0	0	0	0	0	0	0	4.3	
Ohio State	Dec. 17	-	-	-	-	-	-	DNP	-	-	-	-	-	-	-	-	-	-	-	-	
SE Louisiana	Dec. 21	12	1-3	.389	0-1	.250	0-0	.750	0	0	0	0.6	0	0	0	0	0	0	2	3.8	
Wofford	Dec. 28	-	-	-	-	-	-	DNP	-	-	-	-	-	-	-	-	-	-	-	-	
USC Upstate	Dec. 31	20	1-6	.333	1-3	.273	8-8	.917	0	0	0	0.5	1	0	1	2	0	1	11	5.0	
SC State	Jan. 3	11	1-3	.333	0-2	.231	1-2	.857	0	0	0	0.4	0	0	2	0	0	1	3	4.7	
at Kentucky	Jan. 7																				
Vanderbilt	Jan. 10																				
Florida	Jan. 14																				
at Auburn	Jan. 21																				
Alabama	Jan. 25																				
at Ole Miss	Jan. 28																				
at Florida	Feb. 2																				
Kentucky	Feb. 4																				
at Tennessee	Feb. 8																				
at Arkansas	Feb. 11																				
Georgia	Feb. 15																				
LSU	Feb. 18																				
at Vanderbilt	Feb. 22																				
Tennessee	Feb. 25																				
Mississippi State	Feb. 29																				
at Georgia	March 3																				

CAREER STATISTICS

Season	GP-GS	Min	Avg	FG	FGA	Pct	3FG	3FGA	Pct	FT	FTA	Pct	Off	Def	Tot	Avg	PF	FO	Ast	TO	Blk	Stl	Pts	Avg
2011-12	7-0	80	11.4	9	27	.333	3	13	.231	12	14	.857	0	3	3	0.4	3	0	4	7	0	7	33	4.7

CAREER SEC STATISTICS

Season	GP-GS	Min	Avg	FG	FGA	Pct	3FG	3FGA	Pct	FT	FTA	Pct	Off	Def	Tot	Avg	PF	FO	Ast	TO	Blk	Stl	Pts	Avg
2012																								

THE LAST TIME IN SOUTH CAROLINA BASKETBALL...

THE LAST TIME AN INDIVIDUAL PLAYER...

Scored 20 or more points:	South Carolina: Malik Cooke (24) vs. USC Upstate, Dec. 31, 2011 in Columbia, S.C. Opponent: Torrey Craig (20) USC Upstate, Dec. 31, 2011 in Columbia, S.C.
Scored 30 or more points:	South Carolina: Bruce Ellington, 31, at Furman, Dec. 22, 2010 in Greenville, S.C. Opponent: Deshaun Thomas, 30, Ohio State, Dec. 17, 2011 in Columbia, S.C.
Scored 35 or more points:	South Carolina: Devan Downey, 36 at Florida, Jan. 23, 2010 in Gainesville, Fla. Opponent: Joe Crawford (Kentucky), 35, March 5, 2008 in Columbia
Scored 40 or more points:	South Carolina: N/A thru 1992-93 season Opponent: Austin Carr (Notre Dame), 43, Dec. 30, 1969 in New Orleans, La.
Collected 20 or more rebounds:	South Carolina: Emmett Hall, 23 vs. College of Charleston, Dec. 22, 1993 in Columbia Opponent: Ekpe Udoh (Baylor), 20, Jan. 2, 2010 in Columbia
Collected 15 or more rebounds:	South Carolina: Sam Muldrow, 16 at Tennessee, Feb. 6, 2010 in Knoxville, Tenn. Opponent: Jared Sullinger (Ohio State), 19, Dec. 18, 2010 in Columbus, Ohio
Made 12 or more field goals:	South Carolina: Devan Downey, 12 vs. Georgia, Jan. 30, 2010 in Columbia Opponent: Deshaun Thomas, 13, Ohio State, Dec. 17, 2011 in Columbia, S.C.
Made 10 or more field goals:	South Carolina: Bruce Ellington, 11 vs. Furman, Dec. 22, 2010 in Greenville, S.C. Opponent: Deshaun Thomas, 13, Ohio State, Dec. 17, 2011 in Columbia, S.C.
Attempted 20 or more field goals:	South Carolina: Bruce Ellington (20) at Mississippi State, March 5, 2011 in Starkville, Miss. Opponent: Zach Graham (20), Ole Miss, Feb. 22, 2011 in Columbia
Attempted 25 or more field goals:	South Carolina: Devan Downey, 25, at Kentucky, Feb. 25, 2010 in Lexington, Ky. Opponent: Kemmy Burgess (Alaska-Anchorage), 26, Nov. 24, 2005 in Anchorage, AK
Dished 10 or more assists:	South Carolina: Devan Downey, 11, vs. LSU, March 13, 2008 in Atlanta, Ga. Opponent: 14, Kendall Marshall, North Carolina, Nov. 25, 2011, in Las Vegas, Nevada
Swiped 5 or more steals:	South Carolina: Brenton Williams, 5, vs. Western Carolina, Nov. 11, 2011 in Columbia Opponent: 6, Kendall Marshall, North Carolina, Nov. 25, 2011 in Las Vegas, Nevada
Blocked 5 or more shots:	South Carolina: Damontre Harris, 5, vs. Wofford (Dec. 28, 2011) in Columbia, S.C. Opponent: Bilal Dixon (7), Providence, Dec. 1, 2011 in Columbia, S.C.
Made 5 or more 3-point field goals:	South Carolina: Bruce Ellington (5) vs. Wofford, Dec. 28, 2011 in Columbia, S.C. Opponent: Maurice Jones (7) Southern Cal, Nov. 26, 2011 in Las Vegas, Nevada
Attempted 8 or more 3-point field goals:	South Carolina: Eric Smith (8) vs. Providence, Dec. 1, 2011 in Columbia, S.C. Opponent: Kevin Giltner (10) Wofford, Dec. 28, 2011 in Columbia, S.C.
Made 10 or more free throws:	South Carolina: Malik Cooke, 10, vs. Miss Valley State, Nov. 22, 2011 in Columbia, S.C. Opponent: Gerard Coleman (10), Providence, Dec. 1, 2011 in Columbia, S.C.
Attempted 15 or more free throws:	South Carolina: Mike Boynton (19) vs. Arkansas, March 11, 2004 in Atlanta, Ga. Opponent: Amu Saaka (Furman), 14, Dec. 22, 2010 in Greenville, S.C.
Played all 40 minutes of regulation:	South Carolina: Devan Downey, 40, vs. Tennessee, March 14, 2008 in Atlanta, Ga. Opponent: Brad Loesing & Kevin Giltner, Wofford, Dec. 28, 2011 in Columbia, S.C.
A player hit a last-second shot to win a game:	South Carolina: Mike Holmes vs. Alabama (Feb. 14, 2009) in Tuscaloosa, Ala. Opponent: Chandler Parsons (Florida), Jan. 23, 2010 in Gainesville, Fla.
A player had a double-double:	South Carolina: Malik Cooke (24 points, 10 rebounds) vs. USC Upstate, Dec. 31, 2011 in Columbia, S.C. Opponent: Terrance Henry (Ole Miss), 14 points, 11 rebounds, March 10, 2011 in Atlanta, Ga.
Two or more players had a double-double:	South Carolina: Dominique Archie (12 points, 10 rebounds) & Mike Holmes (14 points, 13 rebounds) vs. Winthrop, Nov. 16, 2008 in Columbia Opponent: Renardo Sidney (13 points, 12 rebounds), Kodi Augustus (15 points, 10 rebounds), Mississippi State, March 5, 2011 in Starkville, Miss.
A player had a triple-double:	South Carolina: Sam Muldrow (16 points, 14 rebounds, 10 blocks) vs. Vanderbilt, Jan. 8, 2011 in Columbia *** Only second triple-double in South Carolina history (Chuck Eidson (25 points, 10 rebounds, 10 assists, vs. SC State, Nov. 29, 2002 in Columbia) Opponent: Daniel Hackett (Southern California - 22 points, 10 rebounds, 10 assists), Nov. 17, 2007 in Columbia
Scored 30 or more points in back-to-back games:	South Carolina: Devan Downey, 30 vs. Kentucky (Jan. 26, 2010) in Columbia 33 vs. Georgia (Jan. 30, 2010) in Columbia
Scored 25 or more points in back-to-back games:	South Carolina: Devan Downey, 33 vs. Georgia (Jan. 30, 2010) in Columbia 26 at Tennessee (Feb. 6, 2010) in Knoxville, Tenn.

THE LAST TIME A TEAM...

Scored 100 or more points:	South Carolina: 103 vs. The Citadel (Nov. 12, 2007) in Columbia Opponent: 107, Vanderbilt (Feb. 17, 1996) in Nashville, Tenn.
Scored 50 points or less:	South Carolina: 48 at Georgia, Feb. 26, 2011 in Athens, Ga. Opponent: 45, Wofford, Dec. 28, 2011 in Columbia, S.C.
Scored 50 points in a half:	South Carolina: 51 (2nd half; Nov. 12, 2010) vs. Elon in Columbia Opponent: 50, Kentucky (1st half), Feb. 19, 2011 in Lexington, Ky.
Failed to score 25 points in a half:	South Carolina: 19, (1st half) Dec. 13, 2011 vs. Presbyterian, in Columbia, S.C. Opponent: 23, (1st half), SC State, Jan. 3, 2012 in Columbia, S.C.
Collected 50 or more rebounds:	South Carolina: 53 vs. WKU, Nov. 27, 2010 in Bowling Green, Ky. Opponent: 52, WKU, Nov. 27, 2010 in Bowling Green, Ky.
Shot 60% or better from the field:	South Carolina: 60.8% (31-51) at Western Carolina (Nov. 18, 2005) in Cullowhee, N.C. Opponent: 61.1% (33-54), Vanderbilt (Jan. 16, 2010) in Columbia
Shot 50% or better from the field:	South Carolina: 50.0% (28-56) vs. SC State, Jan. 3, 2012 in Columbia, S.C. Opponent: 50.0% (27-54), Ohio State, Dec. 17, 2011 in Columbia, S.C.
Shot less than 30% from the field:	South Carolina: 29.9% (20-67) vs. Ole Miss, March 10, 2011 in Atlanta, Ga. Opponent: 25.9% (15-58), USC Upstate (Nov. 23, 2010) in Columbia
Shot 50% or better from 3-point range (at least 10 attempts):	South Carolina: 55.0% (11-20) vs. Wofford, Dec. 28, 2011 Opponent: 54.5% (6-11), Providence, Dec. 1, 2011 in Columbia
Shot 20% or less from 3-point range (at least 10 attempts):	South Carolina: 20.0% (6-11) vs. Providence, Dec. 1, 2011 in Columbia, S.C. Opponent: 20.0% (3-15), SC State, Jan. 3, 2012 in Columbia, S.C.
Dished 20 or more assists:	South Carolina: 23 vs. Elon (Nov. 12, 2010) in Columbia Opponent: 22, vs. North Carolina, Nov. 25, 2011 in Las Vegas, Nevada
Made 35 or more shots:	South Carolina: 35 vs. Elon (Nov. 19, 2010) in Columbia Opponent: 35, Tennessee (March 5, 2009) in Columbia
Attempted 80 or more shots:	South Carolina: 83 vs. WKU (Nov. 27, 2010) in Bowling Green, Ky. Opponent: 83, LSU (Feb. 10, 1996) in Columbia
Attempted 70 or more shots:	South Carolina: 72, vs. Providence, Dec. 1, 2011 in Columbia Opponent: 79, WKU (Nov. 27, 2010) in Bowling Green, Ky.
Made 10 or more 3-pointers:	South Carolina: 11, vs. SC State, Jan. 3, 2012 in Columbia, S.C. Opponent: 10, Tennessee State, Nov. 20, 2011 in Columbia, S.C.
Did not make a 3-pointer:	South Carolina: 0, vs. Mississippi State (March 2, 2002) in Columbia Opponent: 0, Alabama (Jan. 12, 2011) in Tuscaloosa, Ala.
Attempted 30 or more 3-pointers:	South Carolina: 30 vs. Providence, Dec. 1, 2011 in Columbia Opponent: 32, Boston College (Jan. 1, 2011) in Columbia
Attempted 25 or more 3-pointers:	South Carolina: 30 vs. Providence, Dec. 1, 2011 in Columbia Opponent: 26, Mississippi State, March 5, 2011 in Starkville, Miss.
Made 30 or more free throws:	South Carolina: 32 vs. Vanderbilt (Jan. 28, 2009) in Columbia Opponent: 31, Florida (Feb. 3, 2009) in Gainesville, Fla.
Attempted 40 or more free throws:	South Carolina: 44 vs. Georgia Southern (Nov. 16, 2009) in Columbia Opponent: 40, Florida (Feb. 3, 2009) in Gainesville, Fla.
Swiped 15 or more steals:	South Carolina: 15 vs. Vanderbilt (Jan. 16, 2010) in Columbia Opponent: 17, Indiana (Nov. 8, 1998) in Indianapolis, Ind.
Blocked 12 or more shots:	South Carolina: 12, vs. Vanderbilt, Jan. 8, 2011 in Columbia Opponent: 13, Syracuse (Jan. 21, 1999) in Syracuse, N.Y.
Blocked 8 or more shots:	South Carolina: 10, vs. Ole Miss, March 10, 2011 in Atlanta, Ga. Opponent: 10, Providence, Dec. 1, 2011 in Columbia, S.C.
Won by 30 or more points:	South Carolina: 35 vs. SC State (91-56), Jan. 4, 2011 in Columbia Opponent: 31, Kentucky, Feb. 19, 2011 in Lexington, Ky.
Won by 20 or more points:	South Carolina: 28 vs. SC State, Jan. 3, 2012 in Columbia, S.C. Opponent: 31, Feb. 19, 2011 in Lexington, Ky.
Played a single overtime game:	Win: 81-74 vs. Arkansas (81-74), Jan. 19, 2011 in Columbia Loss: 82-80 vs. College of Charleston (Nov. 28, 2008) in Charleston, S.C.
Played a double overtime game:	Win: 87-85 vs. WKU (Nov. 27, 2010) in Bowling Green, Ky. Loss: 98-88 vs. Louisville (Feb. 20, 1988) in Columbia

South Carolina played a No. 1 Team in the country:	Win: 68-62 vs. Kentucky (Jan. 26, 2010) in Columbia Loss: 87-62 vs. North Carolina, Nov. 25, 2011 in Las Vegas, Nevada
South Carolina played a top-5 opponent:	Win: 68-62 vs. No. 1/1 Kentucky (Jan. 26, 2010) in Columbia Loss: 74-66 loss to No. 2/2 Ohio State (Dec. 17, 2011) in Columbia
South Carolina played a top-10 opponent:	Win: 68-62 vs. No. 1/1 Kentucky (Jan. 26, 2010) in Columbia Loss: 74-66 loss to No. 2/2 Ohio State (Dec. 17, 2011) in Columbia
South Carolina played a top-25 opponent:	Win: 83-75 (OT) win over No. 22/24 Vanderbilt, Jan. 8, 2011 in Columbia Loss: 74-66 loss to No. 2/2 Ohio State (Dec. 17, 2011) in Columbia
South Carolina defeated a ranked opponent:	Home: 83-75 vs. No. 22/24 Vanderbilt (Jan. 8, 2011) in Columbia Away: 77-73 at No. 13/19 Vanderbilt (March 6, 2010) in Nashville, Tenn. SEC Home: 83-75 vs. No. 22/24 Vanderbilt (Jan. 8, 2011) in Columbia SEC Away: 77-73 at No. 13/19 Vanderbilt (March 6, 2010) in Nashville, Tenn. Non-conference away: 85-84 at No. 19/20 Baylor (Jan. 2, 2009) in Waco, Texas
A South Carolina win opened up the season:	Home: 75-50 win over Western Carolina (Nov. 11, 2011) in Columbia Away: 81-63 win at Western Carolina (Nov. 12, 2005) in Cullowhee, N.C. Neutral: 74-61 win vs. Chaminade (Nov. 19, 2001) in Maui, Hawaii (Maui Invite)
South Carolina opened up SEC play:	Home: 83-75 win vs. No. 22/24 Vanderbilt (Jan. 8, 2011) in Columbia Away: 80-71 win at Auburn (Jan. 9, 2010) in Auburn, Ala.

2011-12 South Carolina Basketball
South Carolina Combined Team Statistics (as of Jan 03, 2012)
All games

RECORD:	OVERALL	HOME	AWAY	NEUTRAL
ALL GAMES	8-6	7-3	1-1	0-2
CONFERENCE	0-0	0-0	0-0	0-0
NON-CONFERENCE	8-6	7-3	1-1	0-2

					Total		3-Point		F-Throw		Rebounds													
##	Player	gp-gs	min	avg	fg-fga	fg%	3fg-fga	3fg%	ft-fga	ft%	off	def	tot	avg	pf	dq	a	to	blk	stl	pts	avg		
15	COOKE, Malik	14-14	426	30.4	58-129	.450	11-32	.344	56-70	.800	29	38	67	4.8	30	1	28	26	14	28	183	13.1		
23	ELLINGTON, Bruce	7-0	157	22.4	23-60	.383	12-28	.429	8-10	.800	3	8	11	1.6	15	0	10	11	1	2	66	9.4		
13	GILL, Anthony	14-14	334	23.9	42-80	.525	6-9	.667	28-40	.700	25	46	71	5.1	33	1	21	27	5	6	118	8.4		
32	LEONARD, Damien	14-7	269	19.2	31-100	.310	25-76	.329	10-16	.625	5	14	19	1.4	21	0	6	20	1	7	97	6.9		
05	SMITH, Eric	14-11	292	20.9	36-75	.480	18-40	.450	5-12	.417	3	14	17	1.2	22	1	25	27	0	8	95	6.8		
33	SLAWSON, RJ	14-0	274	19.6	32-68	.471	8-22	.364	14-23	.609	24	40	64	4.6	39	1	11	13	13	11	86	6.1		
24	HARRIS, Damontre	14-14	333	23.8	32-69	.464	0-0	.000	16-21	.762	25	45	70	5.0	33	0	8	12	30	11	80	5.7		
30	JACKSON, Lakeem	14-10	315	22.5	33-56	.589	0-2	.000	8-22	.364	20	31	51	3.6	21	1	30	24	3	13	74	5.3		
01	WILLIAMS, Brenton	7-0	80	11.4	9-27	.333	3-13	.231	12-14	.857	0	3	3	0.4	3	0	4	7	0	7	33	4.7		
02	RICHARDSON, Brian	14-0	210	15.0	20-69	.290	9-43	.209	2-3	.667	6	14	20	1.4	18	0	9	11	1	5	51	3.6		
45	GEATHERS, Carlton	14-0	108	7.7	7-15	.467	0-0	.000	3-4	.750	9	20	29	2.1	15	0	1	3	10	0	17	1.2		
12	PHILLIPS, Shane	1-0	2	2.0	0-3	.000	0-2	.000	1-2	.500	0	0	0	0.0	0	0	0	1	0	0	1	1.0		
Team											25	19	44					2						
Total.....		14	2800		323-751	.430	92-267	.345	163-237	.688	174	292	466	33.3	250	5	153	184	78	98	901	64.4		
Opponents.....		14	2800		296-704	.420	89-238	.374	166-260	.638	162	284	446	31.9	234	-	175	203	46	82	847	60.5		

TEAM STATISTICS	SC	OPP	Date	Opponent	Score	Att.
SCORING	901	847	11/11/11	WESTERN CAROLINA	w 75-50	9330
Points per game	64.4	60.5	11/15/11	at Elon	L 53-58	1589
Scoring margin	+3.9	-	11/20/11	TENNESSEE STATE	L 63-64	9045
FIELD GOALS-ATT	323-751	296-704	11/22/11	MISS. VALLEY STATE	w 61-57	6723
Field goal pct	.430	.420	11/25/11	vs NC	L 62-87	5567
3 POINT FG-ATT	92-267	89-238	11/26/11	vs Southern Cal	L 60-63	1798
3-point FG pct	.345	.374	12/1/11	PROVIDENCE COLLEGE	L 67-76	7476
3-pt FG made per game	6.6	6.4	12/4/11	at Clemson	w 58-55	7238
FREE THROWS-ATT	163-237	166-260	12/13/11	PRESBYTERIAN	w 66-58	7003
Free throw pct	.688	.638	12/17/11	OHIO STATE	L 66-74	13654
F-Throws made per game	11.6	11.9	12/21/11	SE LOUISIANA	w 62-43	7972
REBOUNDS	466	446	12/28/11	WOFFORD	w 57-45	8152
Rebounds per game	33.3	31.9	12/31/11	USC UPSTATE	w 72-66	6876
Rebounding margin	+1.4	-	1/3/12	SC STATE	w 79-51	6557
ASSISTS	153	175	* = Conference game			
Assists per game	10.9	12.5				
TURNOVERS	184	203				
Turnovers per game	13.1	14.5				
Turnover margin	+1.4	-				
Assist/turnover ratio	0.8	0.9				
STEALS	98	82				
Steals per game	7.0	5.9				
BLOCKS	78	46				
Blocks per game	5.6	3.3				
ATTENDANCE	82788	16192				
Home games-Avg/Game	10-8279	2-4414				
Neutral site-Avg/Game	-	2-3682				

Score by Periods	1st	2nd	Totals
South Carolina	411	490	901
Opponents	407	440	847

2011-12 South Carolina Basketball
South Carolina Team Game-by-Game Comparison (as of Jan 05, 2012)
All games

Opponent	1st	2nd	Score	Mar	Total FG	FG Pct	3-Pointers	3FG Pct	Free Throws	FT Pct	Rebounds	Assist	T/Over	Block	Steal	Fouls
WESTERN CAROLINA	35/25	40/25	75-50	+25	30-59/17-47	.508/.362	5-12/6-18	.417/.333	10-17/10-16	.588/.625	37/29 +8	14/10	12/19	5/4	11/8	14/17
Elon	23/34	30/24	53-58	(5)	20-64/16-40	.313/.400	3-27/6-16	.111/.375	10-17/20-28	.588/.714	40/38 +2	6/9	7/14	2/3	9/1	24/18
TENNESSEE STATE	19/33	44/31	63-64	(1)	22-55/21-47	.400/.447	7-26/10-22	.269/.455	12-20/12-21	.600/.571	33/28 +5	13/15	16/13	7/1	5/9	21/23
MISS. VALLEY STATE	30/26	31/31	61-57	+4	19-48/20-49	.396/.408	6-18/7-17	.333/.412	17-25/10-16	.680/.625	36/30 +6	9/12	13/14	7/5	7/8	17/24
NC	32/45	30/42	62-87	(25)	23-55/31-67	.418/.463	9-23/8-16	.391/.500	7-12/17-30	.583/.567	43/35 +8	12/22	25/10	7/3	5/11	25/15
Southern Cal	26/30	34/33	60-63	(3)	22-42/24-48	.524/.500	8-17/7-11	.471/.636	8-8/8-12	1000/.667	18/28 (10)	10/7	13/10	4/1	4/6	16/13
PROVIDENCE COLLEGE	27/34	40/42	67-76	(9)	26-72/24-50	.361/.480	6-30/6-11	.200/.545	9-10/22-27	.900/.815	40/34 +6	9/16	13/15	7/10	9/4	19/10
Clemson	28/35	30/20	58-55	+3	21-50/19-50	.420/.380	5-15/5-18	.333/.278	11-17/12-16	.647/.750	33/33 -	8/13	8/11	5/1	6/3	16/15
PRESBYTERIAN	19/25	47/33	66-58	+8	26-56/21-45	.464/.467	5-11/7-18	.455/.389	9-11/9-13	.818/.692	33/24 +9	14/13	13/18	7/2	7/3	15/13
OHIO STATE	33/29	33/45	66-74	(8)	23-49/27-53	.469/.509	6-16/5-15	.375/.333	14-18/15-20	.778/.750	20/33 (13)	9/16	14/13	4/3	3/7	18/19
SE LOUISIANA	25/16	37/27	62-43	+19	20-55/15-43	.364/.349	6-18/6-22	.333/.273	16-24/7-13	.667/.538	34/35 (1)	9/9	10/26	4/5	11/3	18/17
WOFFORD	29/21	28/24	57-45	+12	20-45/18-50	.444/.360	11-20/5-19	.550/.263	6-10/4-10	.600/.400	26/34 (8)	14/10	13/15	7/1	6/4	9/13
USC UPSTATE	40/31	32/35	72-66	+6	23-45/25-63	.511/.397	4-11/8-20	.364/.400	22-32/8-15	.688/.533	37/31 +6	9/12	14/8	6/2	4/10	18/24
SC STATE	45/23	34/28	79-51	+28	28-56/18-52	.500/.346	11-23/3-15	.478/.200	12-16/12-23	.750/.522	36/34 +2	17/11	13/17	6/5	11/5	20/13

Note: Game totals are displayed in the format TEAM/OPPONENT for each category

2011-12 South Carolina Basketball
South Carolina Category Leaders (as of Jan 05, 2012)
All games

Points	G	Pts	Pts/G
COOKE, Malik	14	183	13.1
GILL, Anthony	14	118	8.4
LEONARD, Damien	14	97	6.9
SMITH, Eric	14	95	6.8
SLAWSON, RJ	14	86	6.1
HARRIS, Damontre	14	80	5.7
JACKSON, Lakeem	14	74	5.3
ELLINGTON, Bruce	7	66	9.4
RICHARDSON, Brian	14	51	3.6
WILLIAMS, Brenton	7	33	4.7
GEATHERS, Carlton	14	17	1.2
PHILLIPS, Shane	1	1	1.0

FG Percentage	FG	Att	Pct
JACKSON, Lakeem	33	56	.589
GILL, Anthony	42	80	.525
SMITH, Eric	36	75	.480
SLAWSON, RJ	32	68	.471
GEATHERS, Carlton	7	15	.467
HARRIS, Damontre	32	69	.464
COOKE, Malik	58	129	.450
ELLINGTON, Bruce	23	60	.383
WILLIAMS, Brenton	9	27	.333
LEONARD, Damien	31	100	.310
RICHARDSON, Brian	20	69	.290
PHILLIPS, Shane	0	3	.000

3-Point Percentage	3FG	Att	Pct
GILL, Anthony	6	9	.667
SMITH, Eric	18	40	.450
ELLINGTON, Bruce	12	28	.429
SLAWSON, RJ	8	22	.364
COOKE, Malik	11	32	.344
LEONARD, Damien	25	76	.329
WILLIAMS, Brenton	3	13	.231
RICHARDSON, Brian	9	43	.209
PHILLIPS, Shane	0	2	.000
JACKSON, Lakeem	0	2	.000

Free Throw Percent	FG	Att	Pct
WILLIAMS, Brenton	12	14	.857
ELLINGTON, Bruce	8	10	.800
COOKE, Malik	56	70	.800
HARRIS, Damontre	16	21	.762
GEATHERS, Carlton	3	4	.750
GILL, Anthony	28	40	.700
RICHARDSON, Brian	2	3	.667
LEONARD, Damien	10	16	.625
SLAWSON, RJ	14	23	.609
PHILLIPS, Shane	1	2	.500
SMITH, Eric	5	12	.417
JACKSON, Lakeem	8	22	.364

Scoring Average	G	Pts	Avg/G
COOKE, Malik	14	183	13.1
ELLINGTON, Bruce	7	66	9.4
GILL, Anthony	14	118	8.4
LEONARD, Damien	14	97	6.9
SMITH, Eric	14	95	6.8
SLAWSON, RJ	14	86	6.1
HARRIS, Damontre	14	80	5.7
JACKSON, Lakeem	14	74	5.3
WILLIAMS, Brenton	7	33	4.7
RICHARDSON, Brian	14	51	3.6
GEATHERS, Carlton	14	17	1.2
PHILLIPS, Shane	1	1	1.0

Field Goal Attempts	G	Att	Att/G
COOKE, Malik	14	129	9.2
LEONARD, Damien	14	100	7.1
GILL, Anthony	14	80	5.7
SMITH, Eric	14	75	5.4
HARRIS, Damontre	14	69	4.9
RICHARDSON, Brian	14	69	4.9

Field Goals Made	G	Made	Made/G
COOKE, Malik	14	58	4.1
GILL, Anthony	14	42	3.0
SMITH, Eric	14	36	2.6
JACKSON, Lakeem	14	33	2.4
HARRIS, Damontre	14	32	2.3
SLAWSON, RJ	14	32	2.3

3-Point FG Attempts	G	Att	Att/G
LEONARD, Damien	14	76	5.4
RICHARDSON, Brian	14	43	3.1
SMITH, Eric	14	40	2.9
COOKE, Malik	14	32	2.3
ELLINGTON, Bruce	7	28	4.0

3-Point FG Made	G	Made	Made/G
LEONARD, Damien	14	25	1.8
SMITH, Eric	14	18	1.3
ELLINGTON, Bruce	7	12	1.7
COOKE, Malik	14	11	0.8
RICHARDSON, Brian	14	9	0.6

Free Throw Attempts	G	Att	Att/G
COOKE, Malik	14	70	5.0
GILL, Anthony	14	40	2.9
SLAWSON, RJ	14	23	1.6
JACKSON, Lakeem	14	22	1.6
HARRIS, Damontre	14	21	1.5

Free Throws Made	G	Made	Made/G
COOKE, Malik	14	56	4.0
GILL, Anthony	14	28	2.0
HARRIS, Damontre	14	16	1.1
SLAWSON, RJ	14	14	1.0
WILLIAMS, Brenton	7	12	1.7

2011-12 South Carolina Basketball
South Carolina Category Leaders (as of Jan 05, 2012)
All games

<u>Rebounds</u>	<u>G</u>	<u>Reb</u>	<u>Reb/G</u>
GILL, Anthony	14	71	5.1
HARRIS, Damontre	14	70	5.0
COOKE, Malik	14	67	4.8
SLAWSON, RJ	14	64	4.6
JACKSON, Lakeem	14	51	3.6

<u>Rebound Average</u>	<u>G</u>	<u>Reb</u>	<u>Avg/G</u>
GILL, Anthony	14	71	5.1
HARRIS, Damontre	14	70	5.0
COOKE, Malik	14	67	4.8
SLAWSON, RJ	14	64	4.6
JACKSON, Lakeem	14	51	3.6

<u>Offensive Rebounds</u>	<u>G</u>	<u>No.</u>	<u>Avg/G</u>
COOKE, Malik	14	29	2.1
HARRIS, Damontre	14	25	1.8
GILL, Anthony	14	25	1.8
SLAWSON, RJ	14	24	1.7
JACKSON, Lakeem	14	20	1.4

<u>Defensive Rebounds</u>	<u>G</u>	<u>No.</u>	<u>Avg/G</u>
GILL, Anthony	14	46	3.3
HARRIS, Damontre	14	45	3.2
SLAWSON, RJ	14	40	2.9
COOKE, Malik	14	38	2.7
JACKSON, Lakeem	14	31	2.2

<u>Fouls</u>	<u>G</u>	<u>No.</u>	<u>Per/G</u>
SLAWSON, RJ	14	39	2.8
GILL, Anthony	14	33	2.4
HARRIS, Damontre	14	33	2.4
COOKE, Malik	14	30	2.1
SMITH, Eric	14	22	1.6

<u>Foulsouts</u>	<u>G</u>	<u>No.</u>
GILL, Anthony	14	1
SLAWSON, RJ	14	1
JACKSON, Lakeem	14	1
SMITH, Eric	14	1
COOKE, Malik	14	1

<u>Assists</u>	<u>G</u>	<u>No.</u>	<u>Ast/G</u>
JACKSON, Lakeem	14	30	2.1
COOKE, Malik	14	28	2.0
SMITH, Eric	14	25	1.8
GILL, Anthony	14	21	1.5
SLAWSON, RJ	14	11	0.8

<u>Steals</u>	<u>G</u>	<u>No.</u>	<u>Stl/G</u>
COOKE, Malik	14	28	2.0
JACKSON, Lakeem	14	13	0.9
SLAWSON, RJ	14	11	0.8
HARRIS, Damontre	14	11	0.8
SMITH, Eric	14	8	0.6

<u>Blocked Shots</u>	<u>G</u>	<u>No.</u>	<u>Blk/G</u>
HARRIS, Damontre	14	30	2.1
COOKE, Malik	14	14	1.0
SLAWSON, RJ	14	13	0.9
GEATHERS, Carlton	14	10	0.7
GILL, Anthony	14	5	0.4

<u>Minutes</u>	<u>G</u>	<u>No.</u>	<u>Min/G</u>
COOKE, Malik	14	426	30.4
GILL, Anthony	14	334	23.9
HARRIS, Damontre	14	333	23.8
JACKSON, Lakeem	14	315	22.5
SMITH, Eric	14	292	20.9

<u>Turnovers</u>	<u>G</u>	<u>No.</u>	<u>TO/G</u>
SMITH, Eric	14	27	1.9
GILL, Anthony	14	27	1.9
COOKE, Malik	14	26	1.9
JACKSON, Lakeem	14	24	1.7
LEONARD, Damien	14	20	1.4

2011-12 South Carolina Basketball
South Carolina Team High/Low Analysis (as of Jan 05, 2012)
All games

South Carolina - TEAM GAME HIGHS

POINTS	79	SC STATE (1/3/12)
	75	WESTERN CAROLINA (11/11/11)
	72	USC UPSTATE (12/31/11)
	67	PROVIDENCE COLLEGE (12/1/11)
	66	OHIO STATE (12/17/11)
	66	PRESBYTERIAN (12/13/11)
FIELD GOALS MADE	30	WESTERN CAROLINA (11/11/11)
	28	SC STATE (1/3/12)
FIELD GOAL ATTEMPTS	72	PROVIDENCE COLLEGE (12/1/11)
	64	at Elon (11/15/11)
FIELD GOAL PERCENTAGE	.524 (22-42)	vs Southern Cal (11/26/11)
	.511 (23-45)	USC UPSTATE (12/31/11)
3 PT FIELD GOALS MADE	11	SC STATE (1/3/12)
	11	WOFFORD (12/28/11)
3 PT FG ATTEMPTS	30	PROVIDENCE COLLEGE (12/1/11)
	27	at Elon (11/15/11)
3 PT FG PERCENTAGE	.550 (11-20)	WOFFORD (12/28/11)
	.478 (11-23)	SC STATE (1/3/12)
FREE THROWS MADE	22	USC UPSTATE (12/31/11)
	17	MISS. VALLEY STATE (11/22/11)
FREE THROW ATTEMPTS	32	USC UPSTATE (12/31/11)
	25	MISS. VALLEY STATE (11/22/11)
FREE THROW PERCENTAGE	1.000 (8-8)	vs Southern Cal (11/26/11)
	.900 (9-10)	PROVIDENCE COLLEGE (12/1/11)
REBOUNDS	43	vs NC (11/25/11)
	40	PROVIDENCE COLLEGE (12/1/11)
	40	at Elon (11/15/11)
ASSISTS	17	SC STATE (1/3/12)
	14	WOFFORD (12/28/11)
	14	PRESBYTERIAN (12/13/11)
	14	WESTERN CAROLINA (11/11/11)
STEALS	11	SC STATE (1/3/12)
	11	SE LOUISIANA (12/21/11)
	11	WESTERN CAROLINA (11/11/11)
BLOCKED SHOTS	7	WOFFORD (12/28/11)
	7	PRESBYTERIAN (12/13/11)
	7	PROVIDENCE COLLEGE (12/1/11)
	7	vs NC (11/25/11)
	7	MISS. VALLEY STATE (11/22/11)
	7	TENNESSEE STATE (11/20/11)
TURNOVERS	25	vs NC (11/25/11)
	16	TENNESSEE STATE (11/20/11)
FOULS	25	vs NC (11/25/11)
	24	at Elon (11/15/11)

2011-12 South Carolina Basketball
South Carolina High/Low Analysis (as of Jan 05, 2012)
All games

Opponent - GAME HIGHS

POINTS	87	vs NC (11/25/11)
	76	PROVIDENCE COLLEGE (12/1/11)
	74	OHIO STATE (12/17/11)
	66	USC UPSTATE (12/31/11)
	64	TENNESSEE STATE (11/20/11)
FIELD GOALS MADE	31	vs NC (11/25/11)
	27	OHIO STATE (12/17/11)
FIELD GOAL ATTEMPTS	67	vs NC (11/25/11)
	63	USC UPSTATE (12/31/11)
FIELD GOAL PERCENTAGE	.509 (27-53)	OHIO STATE (12/17/11)
	.500 (24-48)	vs Southern Cal (11/26/11)
3 PT FIELD GOALS MADE	10	TENNESSEE STATE (11/20/11)
	8	USC UPSTATE (12/31/11)
	8	vs NC (11/25/11)
3 PT FG ATTEMPTS	22	SE LOUISIANA (12/21/11)
	22	TENNESSEE STATE (11/20/11)
3 PT FG PERCENTAGE	.636 (7-11)	vs Southern Cal (11/26/11)
	.545 (6-11)	PROVIDENCE COLLEGE (12/1/11)
FREE THROWS MADE	22	PROVIDENCE COLLEGE (12/1/11)
	20	at Elon (11/15/11)
FREE THROW ATTEMPTS	30	vs NC (11/25/11)
	28	at Elon (11/15/11)
FREE THROW PERCENTAGE	.815 (22-27)	PROVIDENCE COLLEGE (12/1/11)
	.750 (15-20)	OHIO STATE (12/17/11)
	.750 (12-16)	at Clemson (12/4/11)
REBOUNDS	38	at Elon (11/15/11)
	35	SE LOUISIANA (12/21/11)
	35	vs NC (11/25/11)
ASSISTS	22	vs NC (11/25/11)
	16	OHIO STATE (12/17/11)
	16	PROVIDENCE COLLEGE (12/1/11)
STEALS	11	vs NC (11/25/11)
	10	USC UPSTATE (12/31/11)
BLOCKED SHOTS	10	PROVIDENCE COLLEGE (12/1/11)
	5	SC STATE (1/3/12)
	5	SE LOUISIANA (12/21/11)
	5	MISS. VALLEY STATE (11/22/11)
TURNOVERS	26	SE LOUISIANA (12/21/11)
	19	WESTERN CAROLINA (11/11/11)
FOULS	24	USC UPSTATE (12/31/11)
	24	MISS. VALLEY STATE (11/22/11)

2011-12 South Carolina Basketball
South Carolina High/Low Analysis (as of Jan 05, 2012)
All games

South Carolina - GAME LOWS

POINTS	53	at Elon (11/15/11)
	57	WOFFORD (12/28/11)
	58	at Clemson (12/4/11)
	60	vs Southern Cal (11/26/11)
	61	MISS. VALLEY STATE (11/22/11)
FIELD GOALS MADE	19	MISS. VALLEY STATE (11/22/11)
	20	at Elon (11/15/11)
	20	SE LOUISIANA (12/21/11)
	20	WOFFORD (12/28/11)
FIELD GOAL ATTEMPTS	42	vs Southern Cal (11/26/11)
	45	WOFFORD (12/28/11)
	45	USC UPSTATE (12/31/11)
FIELD GOAL PERCENTAGE	.313 (20-64)	at Elon (11/15/11)
	.361 (26-72)	PROVIDENCE COLLEGE (12/1/11)
3 PT FIELD GOALS MADE	3	at Elon (11/15/11)
	4	USC UPSTATE (12/31/11)
3 PT FG ATTEMPTS	11	PRESBYTERIAN (12/13/11)
	11	USC UPSTATE (12/31/11)
3 PT FG PERCENTAGE	.111 (3-27)	at Elon (11/15/11)
	.200 (6-30)	PROVIDENCE COLLEGE (12/1/11)
FREE THROWS MADE	6	WOFFORD (12/28/11)
	7	vs NC (11/25/11)
FREE THROW ATTEMPTS	8	vs Southern Cal (11/26/11)
	10	PROVIDENCE COLLEGE (12/1/11)
	10	WOFFORD (12/28/11)
FREE THROW PERCENTAGE	.583 (7-12)	vs NC (11/25/11)
	.588 (10-17)	WESTERN CAROLINA (11/11/11)
	.588 (10-17)	at Elon (11/15/11)
REBOUNDS	18	vs Southern Cal (11/26/11)
	20	OHIO STATE (12/17/11)
ASSISTS	6	at Elon (11/15/11)
	8	at Clemson (12/4/11)
STEALS	3	OHIO STATE (12/17/11)
	4	vs Southern Cal (11/26/11)
	4	USC UPSTATE (12/31/11)
BLOCKED SHOTS	2	at Elon (11/15/11)
	4	vs Southern Cal (11/26/11)
	4	OHIO STATE (12/17/11)
	4	SE LOUISIANA (12/21/11)
TURNOVERS	7	at Elon (11/15/11)
	8	at Clemson (12/4/11)
FOULS	9	WOFFORD (12/28/11)
	14	WESTERN CAROLINA (11/11/11)

2011-12 South Carolina Basketball
South Carolina High/Low Analysis (as of Jan 05, 2012)
All games

Opponent - GAME LOWS

POINTS	43	SE LOUISIANA (12/21/11)
	45	WOFFORD (12/28/11)
	50	WESTERN CAROLINA (11/11/11)
	51	SC STATE (1/3/12)
	55	at Clemson (12/4/11)
FIELD GOALS MADE	15	SE LOUISIANA (12/21/11)
	16	at Elon (11/15/11)
FIELD GOAL ATTEMPTS	40	at Elon (11/15/11)
	43	SE LOUISIANA (12/21/11)
FIELD GOAL PERCENTAGE	.346 (18-52)	SC STATE (1/3/12)
	.349 (15-43)	SE LOUISIANA (12/21/11)
3 PT FIELD GOALS MADE	3	SC STATE (1/3/12)
	5	at Clemson (12/4/11)
	5	OHIO STATE (12/17/11)
	5	WOFFORD (12/28/11)
3 PT FG ATTEMPTS	11	vs Southern Cal (11/26/11)
	11	PROVIDENCE COLLEGE (12/1/11)
3 PT FG PERCENTAGE	.200 (3-15)	SC STATE (1/3/12)
	.263 (5-19)	WOFFORD (12/28/11)
FREE THROWS MADE	4	WOFFORD (12/28/11)
	7	SE LOUISIANA (12/21/11)
FREE THROW ATTEMPTS	10	WOFFORD (12/28/11)
	12	vs Southern Cal (11/26/11)
FREE THROW PERCENTAGE	.400 (4-10)	WOFFORD (12/28/11)
	.522 (12-23)	SC STATE (1/3/12)
REBOUNDS	24	PRESBYTERIAN (12/13/11)
	28	TENNESSEE STATE (11/20/11)
	28	vs Southern Cal (11/26/11)
ASSISTS	7	vs Southern Cal (11/26/11)
	9	at Elon (11/15/11)
	9	SE LOUISIANA (12/21/11)
STEALS	1	at Elon (11/15/11)
	3	at Clemson (12/4/11)
	3	PRESBYTERIAN (12/13/11)
	3	SE LOUISIANA (12/21/11)
BLOCKED SHOTS	1	TENNESSEE STATE (11/20/11)
	1	vs Southern Cal (11/26/11)
	1	at Clemson (12/4/11)
	1	WOFFORD (12/28/11)
TURNOVERS	8	USC UPSTATE (12/31/11)
	10	vs NC (11/25/11)
	10	vs Southern Cal (11/26/11)
FOULS	10	PROVIDENCE COLLEGE (12/1/11)
	13	vs Southern Cal (11/26/11)
	13	PRESBYTERIAN (12/13/11)
	13	WOFFORD (12/28/11)
	13	SC STATE (1/3/12)

2011-12 South Carolina Basketball
South Carolina Player High/Low Analysis (as of Jan 05, 2012)
All games

South Carolina - INDIVIDUAL GAME HIGHS

Points	24		COOKE, Malik vs USC Upstate (12/31/11)
	21		COOKE, Malik vs Ohio State (12/17/11)
	21		COOKE, Malik vs Providence College (12/1/11)
	18		COOKE, Malik vs Miss. Valley State (11/22/11)
	18		SMITH, Eric vs Tennessee State (11/20/11)
Field Goals Made	8		COOKE, Malik vs USC Upstate (12/31/11)
	8		COOKE, Malik vs Providence College (12/1/11)
Field Goal Att.	17		LEONARD, Damien at Elon (11/15/11)
	15		COOKE, Malik vs USC Upstate (12/31/11)
FG Pct (min 5 made)	.857	(6-7)	GILL, Anthony vs Western Carolina (11/11/11)
	.833	(5-6)	JACKSON, Lakeem vs Tennessee State (11/20/11)
3-Point FG Made	5		ELLINGTON, Bruce vs Wofford (12/28/11)
	5		LEONARD, Damien vs NC (11/25/11)
	5		SMITH, Eric vs Tennessee State (11/20/11)
3-Point FG Att.	11		LEONARD, Damien vs NC (11/25/11)
	11		LEONARD, Damien at Elon (11/15/11)
3-Pt FG Pct (min 2 made)	1.000	(3-3)	ELLINGTON, Bruce vs SC State (1/3/12)
	1.000	(2-2)	RICHARDSON, Brian vs USC Upstate (12/31/11)
	1.000	(2-2)	GILL, Anthony vs SE Louisiana (12/21/11)
	1.000	(2-2)	LEONARD, Damien vs Presbyterian (12/13/11)
	1.000	(2-2)	COOKE, Malik vs NC (11/25/11)
Free Throws Made	10		COOKE, Malik vs Miss. Valley State (11/22/11)
	9		COOKE, Malik vs Ohio State (12/17/11)
Free Throw Att.	12		COOKE, Malik vs Miss. Valley State (11/22/11)
	11		COOKE, Malik vs USC Upstate (12/31/11)
FT Pct (min 3 made)	1.000	(8-8)	WILLIAMS, Brenton vs USC Upstate (12/31/11)
	1.000	(4-4)	COOKE, Malik vs SC State (1/3/12)
	1.000	(4-4)	ELLINGTON, Bruce at Clemson (12/4/11)
	1.000	(4-4)	SLAWSON, RJ vs Providence College (12/1/11)
	1.000	(3-3)	HARRIS, Damontre vs SC State (1/3/12)
	1.000	(3-3)	GILL, Anthony vs Ohio State (12/17/11)
	1.000	(3-3)	COOKE, Malik vs Presbyterian (12/13/11)
	1.000	(3-3)	GILL, Anthony vs Presbyterian (12/13/11)
	1.000	(3-3)	GILL, Anthony vs Southern Cal (11/26/11)
Rebounds	14		SLAWSON, RJ vs NC (11/25/11)
	10		COOKE, Malik vs USC Upstate (12/31/11)
	10		HARRIS, Damontre at Elon (11/15/11)
	10		JACKSON, Lakeem vs Western Carolina (11/11/11)
Assists	5		JACKSON, Lakeem vs Western Carolina (11/11/11)
	4		JACKSON, Lakeem vs Wofford (12/28/11)
	4		JACKSON, Lakeem vs Southern Cal (11/26/11)
	4		COOKE, Malik vs NC (11/25/11)
	4		SMITH, Eric vs Western Carolina (11/11/11)
Steals	5		WILLIAMS, Brenton vs Western Carolina (11/11/11)
	4		COOKE, Malik vs SE Louisiana (12/21/11)
	4		COOKE, Malik at Clemson (12/4/11)
	4		COOKE, Malik vs Providence College (12/1/11)
Blocked Shots	5		HARRIS, Damontre vs Wofford (12/28/11)
	5		HARRIS, Damontre vs Presbyterian (12/13/11)
	5		HARRIS, Damontre at Clemson (12/4/11)
Turnovers	5		GILL, Anthony vs Presbyterian (12/13/11)
	5		LEONARD, Damien vs NC (11/25/11)
Fouls	5		SMITH, Eric vs USC Upstate (12/31/11)

5	SLAWSON, RJ vs SE Louisiana (12/21/11)
5	GILL, Anthony vs NC (11/25/11)
5	JACKSON, Lakeem at Elon (11/15/11)
5	COOKE, Malik at Elon (11/15/11)

2011-12 South Carolina Basketball
South Carolina Opponent High/Low Analysis (as of Jan 05, 2012)
All games

OPPONENT INDIVIDUAL GAME HIGHS

Points	30		Thomas, Deshaun vs Ohio State (12/17/11)
	28		Jones, Maurice vs Southern Cal (11/26/11)
	22		JOYNER, Terrence vs Miss. Valley State (11/22/11)
	21		Harrison Barnes vs NC (11/25/11)
	20		CRAIG, Torrey vs USC Upstate (12/31/11)
Field Goals Made	13		Thomas, Deshaun vs Ohio State (12/17/11)
	9		Jones, Maurice vs Southern Cal (11/26/11)
Field Goal Att.	16		Thomas, Deshaun vs Ohio State (12/17/11)
	15		Jones, Maurice vs Southern Cal (11/26/11)
	15		John Henson vs NC (11/25/11)
FG Pct (min 5 made)	.813	(13-16)	Thomas, Deshaun vs Ohio State (12/17/11)
	.750	(6-8)	DEDMON, D vs Southern Cal (11/26/11)
3-Point FG Made	7		Jones, Maurice vs Southern Cal (11/26/11)
	5		P.J. Hairston vs NC (11/25/11)
3-Point FG Att.	10		GILTNER, Kevin vs Wofford (12/28/11)
	9		Nelson, Todd vs SE Louisiana (12/21/11)
	9		Young, Andre at Clemson (12/4/11)
3-Pt FG Pct (min 2 made)	1.000	(7-7)	Jones, Maurice vs Southern Cal (11/26/11)
	1.000	(3-3)	HENTON, LaDontae vs Providence College (12/1/11)
Free Throws Made	10		COLEMAN, Gerard vs Providence College (12/1/11)
	7		Harrison Barnes vs NC (11/25/11)
Free Throw Att.	13		COLEMAN, Gerard vs Providence College (12/1/11)
	10		Harrison Barnes vs NC (11/25/11)
FT Pct (min 3 made)	1.000	(6-6)	TROUTMAN, Lucas at Elon (11/15/11)
	1.000	(5-5)	Buford, William vs Ohio State (12/17/11)
	1.000	(5-5)	COTTON, Bryce vs Providence College (12/1/11)
	1.000	(4-4)	Smith Jr., Lenzelle vs Ohio State (12/17/11)
	1.000	(4-4)	JONES, Falando vs Miss. Valley State (11/22/11)
	1.000	(3-3)	HENTON, LaDontae vs Providence College (12/1/11)
	1.000	(3-3)	DEDMON, D vs Southern Cal (11/26/11)
Rebounds	10		JOINT, Denim vs SC State (1/3/12)
	10		Fuller, Aaron vs Southern Cal (11/26/11)
Assists	14		Kendall Marshall vs NC (11/25/11)
	6		WASHINGTON, Eric vs Presbyterian (12/13/11)
	6		COUNCIL, Vincent vs Providence College (12/1/11)
	6		JONES, Falando vs Miss. Valley State (11/22/11)
	6		MILLER, Patrick vs Tennessee State (11/20/11)
Steals	6		Kendall Marshall vs NC (11/25/11)
	4		MAXEY, Jodd vs USC Upstate (12/31/11)
Blocked Shots	7		DIXON, Bilal vs Providence College (12/1/11)
	3		JOINT, Denim vs SC State (1/3/12)
Turnovers	6		WASHINGTON, Eric vs Presbyterian (12/13/11)
	5		Thomas, Deshaun vs Ohio State (12/17/11)
	5		Jennings, Milton at Clemson (12/4/11)
	5		COUNCIL, Vincent vs Providence College (12/1/11)
	5		COLE, Keaton vs Western Carolina (11/11/11)
	5		SUMLER, Trey vs Western Carolina (11/11/11)
Fouls	5		MAXEY, Jodd vs USC Upstate (12/31/11)
	5		COLEMAN, Al'Lonzo vs Presbyterian (12/13/11)
	5		Hall, Rod at Clemson (12/4/11)
	5		JONES, Falando vs Miss. Valley State (11/22/11)
	5		JOYNER, Terrence vs Miss. Valley State (11/22/11)
	5		THORNTON, Kellen vs Tennessee State (11/20/11)

5	EDOMWONYI, Egheosa at Elon (11/15/11)
5	KING, Tawaski vs Western Carolina (11/11/11)