

SOUTH CAROLINA WOMEN'S BASKETBALL



Be the change.

Game Information

Date: Monday, December 2, 2013, 7 p.m.
Site: Colonial Life Arena (18,000) • Columbia, S.C.
Tickets: \$7 adult, \$4 youth (17 and under)
TV: Fox Sports South (Andy Demetra, play-by-play; Debbie Antonelli, analyst)
Radio: WNKT 107.5 FM/WISW 1320 AM (Brad Muller); GamecocksOnline.com
Live Stats: GamecocksOnline.com

South Carolina Gamecocks 7-0

Ranking: 17/13 (AP/Coaches)
Head Coach: Dawn Staley
Record at SC: 99-66 (6th)
Career Rec.: 271-146 (14th)
vs. NCCU: 0-0
Top Scorer: Mitchell (14.4 ppg)
Top Rebounder: Welch (9.0 rpg)



vs.



NC Central Eagles 4-2

Ranking: -/-
Head Coach: Vanessa Taylor
Record at NCCU: 6-30 (2nd)
Career Rec.: 304-236 (20th)
vs. SC: 0-0
Top Scorer: Freeman (16.8 ppg)
Top Rebounder: Davis (10.0 rpg)

Series History: First Meeting
In Columbia: First Meeting
In Durham: Never Met
Neutral: Never Met

2013-14 Schedule

Nov. 1	North Greenville (Exh.)	W, 96-35
Nov. 8	Charleston Southern	W, 99-29
Nov. 10	Louisiana Tech	W, 68-45
Nov. 14	C. of Charleston (FSSO)	W, 81-54
Nov. 17	Seton Hall	W, 88-67
Nov. 20	at Clemson	W, 68-43
Nov. 23	at San Diego State	W, 88-54
Nov. 25	at Southern Cal (Pac-12)	W, 70-50
Dec. 2	NC Central (FSSO)	7 p.m.
Dec. 8	at Charlotte	2 p.m.
	<i>Myrtle Beach Classic</i>	
Dec. 18	vs. North Carolina	7 p.m.
Dec. 20	Winthrop	Noon
Dec. 22	SC State (FSSO)	1 p.m.
Dec. 28	Savannah State (FSSO)	Noon
Jan. 2	at Arkansas*	8 p.m.
Jan. 5	Vanderbilt* (ESPNU)	1 p.m.
Jan. 9	Kentucky*	7 p.m.
Jan. 12	at Auburn* (SPSO)	2:30 p.m.
Jan. 16	at Texas A&M*	8 p.m.
Jan. 19	Alabama*	3 p.m.
Jan. 26	at Vanderbilt* (ESPN2)	2 p.m.
Jan. 30	Mississippi*	7 p.m.
Feb. 2	Missouri*	3 p.m.
Feb. 6	at Mississippi State*	8 p.m.
Feb. 9	Arkansas* (SECTV)	2 p.m.
Feb. 16	at LSU* (ESPN2)	3:30 p.m.
Feb. 20	at Kentucky* (FSSO)	7 p.m.
Feb. 23	Florida* (SPSO)	1 p.m.
Feb. 27	Georgia*	7 p.m.
Mar. 2	at Tennessee* (ESPNU)	2:30 p.m.

* indicates SEC game
 All Times Listed as Eastern and are subject to change

Television outlet listed in parentheses – FSSO is Fox Sports South/Fox Sports Carolinas; SPSO is SportSouth; SECTV is SEC over-the-air syndicated package

South Carolina Notables

- This is the Gamecocks' 40th season as a varsity sport, the sixth with head coach Dawn Staley at the helm. It is South Carolina's 23rd season in the SEC.
- With 25 offensive rebounds so far this season, junior Aleighsa Welch has moved into sixth place in school history with 260 career offensive boards, just 14 away from a spot in the top five.
- South Carolina leads the SEC in field goal percentage (.496), rebounding margin (+13.9), blocks per game (6.4) and assist-to-turnover ratio (1.5). The Gamecocks are among the top 10 in the nation in each category as well.
- Tiffany Mitchell's production on the West Coast catapulted her up the SEC standings in five categories – 14.4 ppg (11th), .554 field goal percentage (5th), 3.9 assists per game (13th), 1.7 assist-to-turnover ratio (13th) and 2.4 steals per game (5th).
- Junior Aleighsa Welch is the only one of the SEC's top five rebounders to also rank among the conference's top 15 scorers – 13.6 ppg (15th), 9.0 rpg (4th). Similarly, center Alaina Coates is the only SEC freshman to rank among the league's top 20 rebounders and top 30 scorers as she pulls down 8.9 boards per game (6th overall, 2nd among freshmen) and scores 13.0 points per game (21st overall, 4th among freshmen).

100

Head coach Dawn Staley is going for her 100th victory at South Carolina tonight. If the Gamecocks win, Staley will become the fourth of the program's seven all-time head coaches to reach the mark and the fastest to the total of the three coaches to lead the team in the SEC era by nearly a full season.













South Carolina's third head coach, Pam Parsons, was the first and the fastest to reach 100 victories, hitting the plateau in her 143rd game at the helm just six games into her fifth season (1981-82). Nancy Wilson was next up, winning her 100th game in her 150th outing late in the 1988-89 season, en route to her school-record 231 Gamecock victories.

Susan Walvius was the first head coach to have her entire South Carolina career in the SEC, hitting 100 wins in her 179th game on the sideline five games into her seventh season.

Tale of the Tape

NCCU	SC	
4-2	Overall Record	7-0
0-0	Conference Record	0-0
1-1	Home Record	4-0
3-1	Away Record	3-0
0-0	Neutral Record	0-0
60.5	Points Per Game	80.3
61.7	Opp. Points Per Game	48.4
.357	Field Goal %age	.496
.350	Opp. Field Goal %age	.336
.357	3-Pt. Field Goal %age	.339
.234	Opp. 3-Pt. Field Goal %age	.275
.676	Free Throw %age	.621
15.7	FTs Made Per Game	18.7
11.0	Assists Per Game	18.3
-1.0	Turnover Margin	+4.7
43.5	Rebounds Per Game	43.9
-0.2	Rebounding Margin	+13.9
11.3	Steals Per Game	8.6
5.3	Blocked Shots Per Game	6.4

2013-14 South Carolina Media Roster

0		<p>India Farmer 6-0 • Freshman • Forward • N. Myrtle Beach, S.C.</p> <p>PPG 0.0 RPG 0.0 APG 0.0 FG% — FT% —</p>	<p>LAST GAME: 1 min at Clemson NOTABLE: Has played in four games ... Athletic combo player who ran point for her HS team due to injury-depleted lineup ... Named Toast of the Coast Player of the Year by <i>The Sun News</i> and earned all-state honors as a senior.</p>	<p>Career Highs Pts: — Reb: — A: — S: — Min: 6 vs. Char. Sthrn., 11/8/13</p>
2		<p>Olivia Gaines 5-7 • Junior • Guard • Chester, S.C.</p> <p>PPG 1.8 RPG 2.2 APG 2.0 FG% .500 FT% .600</p>	<p>LAST GAME: 1 pt, 1 reb, 1 asst, 5 min at SDSU NOTABLE: Aggressive defender, still learning how to maximize skills in Gamecock game plan ... Named 2013 Junior/Community College Player of the Year by WBCA ... Helped team to 2013 NJCAA Division II national title.</p>	<p>Career Highs Pts: 4 vs. Char. Sthrn., 11/8/13 Reb: 4, 2x, vs. LA Tech, 11/10/13 A: 5 vs. Char. Sthrn., 11/8/13 S: 3 vs. Char. Sthrn., 11/8/13 Min: 17 vs. Char. Sthrn., 11/8/13</p>
5		<p>Khadijah Sessions 5-8 • Sophomore • Guard • Myrtle Beach, S.C. <i>kub-DEE-zhub SESH-uns</i></p> <p>PPG 9.3 RPG 1.6 APG 4.0 FG% .420 FT% .652</p>	<p>LAST GAME: 7 pts, 3 assts, 2 stls at USC NOTABLE: Assist leader 3 times, has 4 double-figure scoring games and 3 games of 5 assists ... 3rd in SEC with 2.8 A:TO and 12th in apg ... Aggressive point guard who is working hard on leadership role ... Voted a team captain.</p>	<p>Career Highs Pts: 19 vs. Auburn, 2/3/13 Reb: 5 at Florida, 1/20/13 A: 5, 3x, at San Diego St., 11/23/13 S: 4, 2x, at San Diego St., 11/23/13 Min: 37 at USC, 11/25/13</p>
12		<p>Wilka Montout 6-3 • Senior • Forward • Cayenne, French Guiana <i>WIL-kub mawn-TOO</i></p> <p>PPG 1.7 RPG 3.3 APG 0.4 FG% .222 FT% .273</p>	<p>LAST GAME: 2 rebs, 1 asst at Southern Cal NOTABLE: Career-high 8 rebs vs CoFC ... Netted 7 pts in season opener, including a 3-pointer ... Rangy forward who can stretch defenses with her shooting ... averaged 10.1 minutes last season, playing in 29 of 33 games.</p>	<p>Career Highs Pts: 12 vs. LA Tech, 11/12/12 Reb: 8 vs. CoFC, 11/14/13 B: 2, 2x, vs. CSU, 11/8/13 S: 1, 4x, vs. CSU, 11/8/13 Min: 24 vs. Sav. State, 11/15/12</p>
15		<p>Tiffany Davis 5-7 • R-Freshman • Guard • Houston, Texas</p> <p>PPG 2.5 RPG 1.0 APG 1.5 FG% .417 FT% .600</p>	<p>LAST GAME: 3 assts, 3 min at SDSU NOTABLE: Suffered left shoulder injury at SDSU, and return is day-to-day decision ... Solid outing against CoFC, scoring and running team ... Fully recovered from knee surgery last fall ... Expected to battle for time at point.</p>	<p>Career Highs Pts: 7 vs. CoFC, 11/14/13 Reb: 3 vs. Elon, 11/9/12 A: 3, 3x, at San Diego St., 11/23/13 S: 5 vs. Elon, 11/9/12 Min: 20 vs. Elon, 11/9/12</p>
21		<p>LeAnna Morrison 5-5 • R-Sophomore • Guard • Monck's Corner, S.C.</p> <p>PPG 0.3 RPG 0.4 APG 0.4 FG% .000 FT% 1.00</p>	<p>LAST GAME: 1 min at Southern Cal NOTABLE: Has played in every game ... Scored first career points on pair of FTs against Seton Hall ... Ran track for two seasons at Charlotte ... Named 2011 All-Lowcountry Female Athlete of the Year by <i>The Post & Courier</i>.</p>	<p>Career Highs Pts: 2 vs. Seton Hall, 11/17/13 Reb: 1, 3x, at SDSU, 11/23/13 A: 1, 3x, at San Diego St., 11/23/13 S: 1 vs. Seton Hall, 11/17/13 Min: 7 vs. Char. Sthrn., 11/8/13</p>
23		<p>Tina Roy 5-11 • R-Sophomore • Guard • Kaplan, La.</p> <p>PPG 5.4 RPG 1.9 APG 2.0 FG% .293 FT% 1.00</p>	<p>LAST GAME: 11 pts, 3 rebs at Southern Cal NOTABLE: Solid two games on West Coast - 8.5 ppg on 45.5% shooting, including 50% from 3-pt range ... Fully recovered from knee surgery in August 2012 ... Capable of playing point guard.</p>	<p>Career Highs Pts: 15 vs. Presby, 11/27/11 Reb: 5 at LSU, 1/12/12 A: 7 vs. Char. Sthrn., 11/8/13 S: 2 vs. Presby, 11/27/11 Min: 24 at USC, 11/25/13</p>
24		<p>Aleighsa Welch 6-0 • Junior • Forward • Goose Creek, S.C. <i>uh-LEE-sub Welch</i></p> <p>PPG 13.6 RPG 9.0 APG 2.3 FG% .680 FT% .643</p>	<p>LAST GM: 14 pts, 6 rebs at Southern Cal NOTABLE: 4th in SEC in rpg, 5th in offensive rpg (3.6), 15th in ppg ... 3 dbl-dbls this season ... Good court vision and passer ... Named to Naismith Early Season Watch List ... 2014 preseason All-SEC 1st Team ... Voted a team captain.</p>	<p>Career Highs Pts: 20 vs. Miss. State, 2/24/13 Reb: 17 vs. CoFC, 11/14/13 A: 4, 3x, at Clemson, 11/20/13 S: 3, 3x, vs. Florida, 3/3/13 Min: 42 vs. Drexel, 11/28/12</p>
25		<p>Tiffany Mitchell 5-9 • Sophomore • Guard • Charlotte, N.C.</p> <p>PPG 14.4 RPG 4.4 APG 3.9 FG% .554 FT% .618</p>	<p>LAST GAME: 22 pts, 6 rebs, 4 assts, 5 stls at USC NOTABLE: Scored in double figures every game this season ... Ranks 5th in SEC in FG%, 11th in ppg, 5th in steals (2.4/gm) ... Also top 15 in assists and assist-to-turnover ratio ... Lithe guard who earned SEC All-Freshman honors last season.</p>	<p>Career Highs Pts: 22 at USC, 11/25/13 Reb: 11, 4x, at Florida, 1/20/13 A: 9 at San Diego St., 11/23/13 S: 5, 3x, vs. USC, 11/25/13 Min: 36, 3x, vs. SHU, 11/17/13</p>
31		<p>Asia Dozier 6-0 • Sophomore • Guard/Forward • Columbia, S.C. <i>Asia DOE-zhur</i></p> <p>PPG 8.1 RPG 3.4 APG 1.7 FG% .385 FT% .857</p>	<p>LAST GAME: 4 pts, 2 rebs, 2 assts at USC NOTABLE: Ranks 14th in SEC in 3s made per game (1.6) ... Dominated 1st half at SDSU with all 16 pts in 15 min on court in the period ... Earned starting spot by being the most efficient producer in preseason practice.</p>	<p>Career Highs Pts: 16, 2x, last at SDSU, 11/23/13 Reb: 10 vs. Elon, 11/9/12 A: 5, 2x, vs. CSU, 11/8/13 S: 2, 4x, at San Diego St., 11/23/13 Min: 30 at Clemson, 11/20/13</p>
33		<p>Elem Ibiam 6-4 • Junior • Center • Fayetteville, Ga. <i>ELL-um IB-ee-um</i></p> <p>PPG 11.0 RPG 6.1 APG 0.6 FG% .644 FT% .613</p>	<p>LAST GAME: 4 pts, 5 rebs, 2 blks at USC NOTABLE: Second in SEC in blocks (2.6) ... Netted double figures in five games ... Poised to have breakthrough season after working hard on post moves in offseason ... Voted a team captain.</p>	<p>Career Highs Pts: 19 vs. Alabama, 3/7/13 Reb: 11 vs. Elon, 11/9/12 B: 5, 3x, vs. CSU, 11/8/13 S: 2, 3x, vs. CSU, 11/8/13 Min: 29, 2x, vs. SHU, 11/17/13</p>
41		<p>Alaina Coates 6-4 • Freshman • Center • Irmo, S.C. <i>uh-LAY-nub COATS</i></p> <p>PPG 13.0 RPG 8.9 APG 0.3 FG% .623 FT% .568</p>	<p>LAST GAME: 8 pts, 9 rebs at Southern Cal NOTABLE: Posted 2 dbl-dbls, 10+ pts in 5 games, including 2 20-pt games ... 6th in SEC in rpg, 21st in ppg, 15th in offensive rpg, 5th in blocks ... Named McDonald's and Parade All-America ... Earned South Carolina Player of the Year honors.</p>	<p>Career Highs Pts: 22 at San Diego St., 11/23/13 Reb: 14 vs. CoFC, 11/14/13 B: 4 vs. Seton Hall, 11/17/13 S: 2 at Clemson, 11/20/13 Min: 22 at San Diego St., 11/23/13</p>

Starter

Reserve

Quick Facts

The University

Location: Columbia, S.C.
Founded: 1801
Enrollment: 31,288
Colors: Garnet (PMS 202C) and Black
Nickname: Gamecocks
Conference: Southeastern
President: Dr. Harris Pastides
Athletics Director: Ray Tanner
Facility: Colonial Life Arena (18,000)

Coaching Staff

Head Coach: Dawn Staley
Alma Mater: Virginia, 1992
Overall Record: 271-146 (14th season)
School Record: 99-66 (6th season)
Assoc. Head Coach (Alma Mater):
Lisa Boyer (Ithaca, 1972)
Assistant Coaches (Alma Mater):
Nikki McCray (Tennessee, 1995)
Darius Taylor (Michigan, 2000)

Team Information

2012-13 Record: 25-8
Home: 13-3 Away: 7-3 Neutral: 5-2
SEC Record (Finish): 11-5 (T-4th)
Home: 6-2 Away: 5-3
Letterwinners Returning/Lost: 6/3
Starters Returning/Lost: 2/3

Program History

First Year of Women's Basketball: 1974-75
All-Time Record: 679-495 (40th season)
All-Time SEC Record: 102-197 (23rd season)
NCAA Appearances (Last): 10 (2013)
NCAA Tournament Record: 11-10
Last NCAA Result: L, 69-16, Kansas, Boulder, Colo., 3/25/13, Second Round
WNIT Appearances (Last): 4 (2011)
WNIT Record: 3-4

Media Relations

Women's Basketball Contact: Diana Koval
Office: 803.777.7977
Cell: 314.369.6050
Email: dkoval@mailbox.sc.edu
Press Row Phone: 803.777.6182
Athletics Department on the Web
Website: GamecocksOnline.com
Twitter: @GamecocksOnline
Facebook: Facebook.com/GamecocksOnline
YouTube: YouTube.com/GamecocksOnline
Women's Basketball on Twitter
Team: @GamecockWBB
Head Coach: @DawnStaley

A South Carolina Win Would...

- Be head coach Dawn Staley's 100th at South Carolina
- Be the Gamecocks' eighth straight to open the season, matching last season's start, which stretched to 10 before a loss to then-No. 1 Stanford.
- Bring Staley within one win of Pam Parsons (1978-82) for third all-time in Gamecock women's basketball history.

By the Numbers

- 1 Gamecock who has scored in double figures in each game this season – Tiffany Mitchell
- 2 Gamecocks who average 3.9 assists or more so far this season – Khadijah Sessions (4.0) and Tiffany Mitchell (3.9)
- 2 Seasons in the Dawn Staley era in which the Gamecocks have won at least 25 games – a win total that was achieved just three times in the program's first 34 seasons
- 3 Individual 20-point games this season by the Gamecocks – two by Alaina Coates (Charleston Southern, at San Diego State) and one by Tiffany Mitchell (at Southern Cal)
- 3 Games this season in which five Gamecocks have scored in double figures, which had happened just five previous times in the Dawn Staley era
- 3 Members of this season's team that earned South Carolina Player of the Year honors in high school
- 4 Statistical categories in which South Carolina leads the SEC – field goal percentage (.496), rebounding margin (+13.9), blocks per game (6.4) and assist-to-turnover ratio (1.5)
- 4 Gamecocks who average double-figure points this season – Tiffany Mitchell (14.4), Aleighsa Welch (13.6), Alaina Coates (13.0) and Elem Ibiam (11.0) – each of whom is shooting 55.0 percent or better from the field
- 4 Newcomers on this season's Gamecock roster
- 5 Different Gamecocks who have been the team's high scorer in a game this season – Alaina Coates (Charleston Southern, at San Diego State), Aleighsa Welch (LA Tech, at Clemson), Asia Dozier (CofC), Elem Ibiam (Seton Hall) and Tiffany Mitchell (at USC)
- 5 Double-doubles by the Gamecocks this season – three from Aleighsa Welch (LA Tech, CofC, at Clemson) and two from Alaina Coates (LA Tech, CofC)
- 6 Opponents who have been held to 55 or fewer points by the Gamecocks this season
- 7 Gamecocks on this season's roster who played high school basketball in the state of South Carolina, the highest percentage of the roster since the 1990-91 squad featured eight South Carolinians on the 11-player roster
- 8 Games in the Dawn Staley era in which the Gamecocks have scored 80 or more points, including four this season
- 9 Gamecocks of the 12 on the roster who have played in every game this season
- 24 Entries for the Gamecocks in the last 34 Associated Press Top 25 Polls
- 24 Assists handed out on 29 made field goals by the Gamecocks at San Diego State (Nov. 23)
- 25 Assists handed out on 39 made field goals by the Gamecocks in win over Charleston Southern (Nov. 8), a Staley-era record for assists
- 30.1 Trips to the free throw line per game by the Gamecocks this season, including a season-high 44 attempts against Seton Hall (Nov. 17), of which South Carolina made 30 – second-most in the Staley era
- 31.9 Points per game by which South Carolina has won its seven games this season, ranking third in the SEC and top-10 in the nation
- 57.9 Percent field goal shooting for the Gamecocks in the second half of games this season
- 65.0 Percent of field goals made this season that have been assisted

NC Central Series Notes

Tonight marks the first meeting between these two programs. The Gamecocks have faced six teams that are currently members of the Mid-Eastern Athletic Conference with NC Central. South Carolina is 38-9 against MEAC schools, including a 23-9 record against South Carolina State. The Bulldogs are the only MEAC team to ever defeat the Gamecocks in women's basketball.

December Decisions

In its 40th season of women's basketball, South Carolina is 155-78 (.665) all-time in the month of December, including a 23-6 record (.793) in the sixth season of the Dawn Staley era. The Gamecocks hold a winning record in all three site possibilities during the month – 93-23 (.802) at home, 33-30 (.524) on the road and 24-23 (.511) at neutral sites.

Current Gamecock Streaks

	Total	Home	Road	Neut.
Overall	W7	W7	W2	L1
SEC	W1	W2	L1	—
Non-Conference	W7	W7	W6	L1
Ranked Teams	L3	L1	L2	L3

Home Sweet Home

With comprehensive records beginning in the 1976-77 season (the third for women's basketball at South Carolina), the Gamecocks are 366-155 (.702) all-time in games played at home, including a 121-58 mark (.677) in Colonial Life Arena. In the sixth season with head coach Dawn Staley at the helm, South Carolina is 56-25 (.691) at home, including one game at Carolina Coliseum in the 2012-13 season. The Gamecocks have won 42 of their last 53 games played in Colonial Life Arena.

All About Adjustments

Ever the tactician, South Carolina head coach Dawn Staley has her offense clicking best after halftime this season. While the defense is consistent throughout (allowing 24.4 points per first half and 24.0 per second half), the offense takes what Staley has learned through the first 20 minutes of play and applies it to shine in the second half. The Gamecocks are shooting 57.9 percent (103-of-178) in the second half, compared to 42.9 percent (94-of-219) in the first, resulting in 3.1 more points per game after halftime than before it (41.7 to 38.6). The Gamecock guards seem to have an impact on that as they adjust to defensive alignments to get the ball into the paint, handing out 10.6 assists per second half compared to just 7.7 per first half.

Welch Watch on Record Book

South Carolina junior forward Aleighsa Welch has proven to be one of the best offensive rebounders in Gamecock history. She is one of just four Gamecocks all-time to record multiple seasons with at least 100 offensive rebounds, including her 131 O-board mark last season, which ranks second in school history.

In just her third season, Welch already ranks among the program's top 10 in career offensive rebounds.

	Gm	ORebs
1. Marsha Williams (1990-93)	116	427
2. Annie Lester (1997-00)	110	348
3. Jocelyn Penn (1999-03)	117	345
4. Ashley Bruner (2010-13)	128	338
5. Demetress Adams (2006-09)	112	274
6. <i>Aleighsa Welch (2012-present)</i>	73	260
7. Petra Ujhelyi (2000-03)	119	255
8. Michelle Murray (1990-93)	96	254
9. Charenee Stephens (2009-12)	110	253
10. Melanie Johnson (2004-07)	89	237

of the team's scoring (263 of 562 points) and is shooting a combined 64.9 percent from the field with Welch hitting 68.0 percent to lead the way. South Carolina has scored 282 of its combined 562 points this season in the paint, including 70 of the 99 scored against Charleston Southern (Nov. 8).

As a team, South Carolina has shot 50.0 percent or higher in four games this season, highlighted by a Dawn Staley era record 60.9 percent against Charleston Southern (Nov. 8). The Gamecocks hit 73.9 percent from the field (17-of-23) in the second half against Seton Hall, including 8-of-9 accuracy from the frontcourt trio.

A Little Help from My Friends

The Gamecock guards have been thriving in the assist category with the effectiveness of South Carolina's post players. Five different Gamecocks have handed out five or more assists in a game, headlined by Tiffany Mitchell's career-high nine at Southern Cal (Nov. 25) – the first Gamecock to hit that mark since Valerie Nainima did it against North Carolina on Dec. 20, 2009 – and Tina Roy's career-high seven against Charleston Southern (Nov. 8). Sophomore Asia Dozier tied her career high with five in that game, and junior transfer Olivia Gaines wasted no time setting her career mark at five that night as well. Sophomore Khadijah Sessions has handed out her new career-high of five assists three times this season.

The team's 25 assists against Charleston Southern (Nov. 8) was a Staley-era record, and the team has assisted on at least 50.0 percent of its field goals in every game this season with a high of 82.8 percent (24 on 29 FGM) at San Diego

20/20 Vision

The Gamecocks have won each of their games this season by at least 20 points for the first time in the Dawn Staley era. South Carolina opened the 2012-13 campaign with four straight 20-point wins en route to nine games with that minimum margin – a Staley era record. The Gamecocks posted eight 20-point wins in 2011-12 after just two in 2010-11, one in 2009-10 and two in Staley's first season 2008-09.

Finding the Right Octave

South Carolina has scored at least 80 points in four games so far this season after reaching the mark just four times in the first five seasons of the Dawn Staley era combined. Three of this season's games are the first of the group to be played in Colonial Life Arena.

Under Staley, the Gamecocks are 7-1 in games in which they score 80 points with the lone loss coming in a double-overtime affair (94-92) at Clemson on Nov. 19, 2009. That is the only previous season in which the Gamecocks hit the 80-point plateau multiple times, adding an 80-68 victory at Alabama on Jan. 10, 2010.

Post Always Delivers

South Carolina has reaped the rewards of this season's new offensive strategy as post play has dominated the box score for the Gamecocks. The inside play of juniors Aleighsa Welch and Elem Ibiam and freshman Alaina Coates has yielded better field goal percentages – tops in the SEC (.496). The trio has accounted for 46.8 percent



Around the SEC

	SEC Games			Overall		
	W	L	Pct.	W	L	Pct.
Arkansas	0	0	.000	8	0	1.00
Georgia	0	0	.000	7	0	1.00
Kentucky	0	0	.000	7	0	1.00
South Carolina	0	0	.000	7	0	1.00
Tennessee	0	0	.000	7	0	1.00
Mississippi St.	0	0	.000	7	0	1.00
Missouri	0	0	.000	7	1	.875
LSU	0	0	.000	6	1	.857
Vanderbilt	0	0	.000	6	2	.750
Texas A&M	0	0	.000	4	2	.667
Florida	0	0	.000	5	3	.625
Auburn	0	0	.000	4	3	.571
Ole Miss	0	0	.000	5	4	.556
Alabama	0	0	.000	3	4	.428

Coming Up

December 3

Indiana State at #15/17 LSU, 12:30 p.m.
Tulane at Auburn, 7 p.m.
San Diego St. at #12/11 Texas A&M, 8 p.m.
East Tennessee State at Vanderbilt, 8 p.m.

December 4

Louisiana Tech at Ole Miss, Noon
UT Martin at Alabama, 8 p.m.
Arkansas at Kansas, 8 p.m.
Florida at Troy, 8 p.m.
La.-Lafayette at Mississippi State, 8 p.m.
Oral Roberts at Missouri, 8 p.m.

December 6

#9/9 Baylor at #7/7 Kentucky, 7:30 p.m.

December 7

Mississippi Valley State at Ole Miss, 1 p.m.
Bradley at Missouri, 5 p.m.
Northwestern State at Arkansas, 8 p.m.
Alabama State at Mississippi State, 8 p.m.
Washington at #12/11 Texas A&M, 8 p.m.

Rankings are listed as AP/ESPN Poll
All Times Eastern; TV Network in ()

AP Top 25

(Week of 11/25)

1. Connecticut	8-0
2. Duke	5-0
3. Tennessee	5-0
4. Louisville	6-0
5. Notre Dame	4-0
6. Stanford	4-1
7. Kentucky	6-0
8. Maryland	4-1
9. Baylor	6-0
10. Nebraska	5-0
11. North Carolina	4-1
12. Texas A&M	3-0
13. Penn State	3-1
14. Colorado	4-0
15. LSU	4-1
16. Purdue	4-0
17. South Carolina	6-0
18. Oklahoma	4-2
19. Oklahoma State	5-0
20. California	3-2
21. Michigan State	4-1
22. Georgia	5-0
23. Iowa State	4-0
24. Gonzaga	3-1
25. DePaul	3-0

ESPN/USA Today Top 25

(Week of 11/25)

1. Connecticut	8-0
2. Duke	5-0
3. Louisville	6-0
4. Tennessee	5-0
5. Stanford	4-1
6. Notre Dame	4-0
7. Kentucky	6-0
8. Maryland	4-1
9. Baylor	6-0
10. Nebraska	5-0
11. Texas A&M	3-0
12. North Carolina	4-1
13. South Carolina	6-0
14. Penn State	3-1
15. Iowa State	4-0
16. Oklahoma	4-2
17. LSU	4-1
18. Michigan State	4-1
19. Colorado	4-0
20. California	3-2
21. Georgia	5-0
22. Purdue	4-0
23. Oklahoma State	5-0
24. Gonzaga	3-1
25. DePaul	3-0

State Nov. 23. Overall, the Gamecocks have recorded 128 assists on 197 made baskets (.650).

The Gift of Glass

The Gamecocks have been a solid rebounding team throughout head coach Dawn Staley's tenure, but it was a team effort by an undersized roster in the past. This season, South Carolina is out-rebounding its opponents by 13.9 boards per game to lead the SEC and rank among the nation's top 10, behind the strength of the trio of Alaina Coates, Elem Ibiam and Aleighsa Welch. Welch is fourth in the SEC with 9.0 boards per game, and Coates sixth with 8.9 per game, second among league freshmen. Ibiam rounds out the group with 6.1 per contest.

As a team, South Carolina has turned its 106 offensive rebounds into 122 second-chance points. Welch and Coates pace the group on the offensive glass with 3.6 and 2.9 per game, respectively, to each rank among the league's top 15 in the category.

Block Party!

With a pair of 6-foot-4 centers, the Gamecocks are a constant shot-blocking threat in the post and lead the SEC with 6.4 per game. Junior Elem Ibiam's 2.6 blocks per game are second in the SEC as she got the season off to a solid start with five in the opener against Charleston Southern (Nov. 8), which matched her career high and the fifth-most in Colonial Life Arena history. She has blocked at least three shots four times this season. Coates is among the SEC's top five as well, holding fifth place with 1.6 per game after swatting away four against Seton Hall (Nov. 17).

Home Grown, Nationally Known

Since her arrival for the 2008-09 season, South Carolina head coach Dawn Staley has been working to protect her new home state's best prospects while fielding a team that competes at a national level. Her efforts are paying dividends as this season's roster features seven Gamecocks who played high school basketball in the state of South Carolina. Beginning with Aleighsa Welch, the first South Carolina player to sign a National Letter of Intent for Staley, the Palmetto State has sent its players of the year to Columbia as Welch (2011), Asia Dozier (2012) and Alaina Coates (2013) have each earned the title during their high school careers.

Guess Who's Back

The Gamecocks return six letterwinners from last season's 25-win team, including starters Aleighsa Welch and Tiffany Mitchell. The other four returners each played in at least 29 of last season's 33 games with two of those – Elem Ibiam and Khadijah Sessions – averaging at least 15 minutes.

Eager to bolster the efforts of the veterans is redshirt sophomore Tina Roy. Fully recovered from her offseason knee surgery, the guard looks to improve on her 4.4 points per game as a freshman. She proved she is capable of delivering more offense toward the end of that season, averaging 8.7 points during the Gamecocks' three-game run to the SEC Tournament semifinals.

Fresh Look

South Carolina head coach Dawn Staley added four newcomers to this season's roster and will welcome the return of redshirt freshman Tiffany Davis, whose initial campaign was limited to three games by a knee injury.

Local product Alaina Coates (Irmo, S.C.) headlines this season's crop of newcomers as the McDonald's and Parade All-American makes the site of her two high school state championships her college home court. Junior transfer Olivia Gaines was named the Junior/Community College Player of the Year by the WBCA last season after leading Louisiana College to the NJCAA Division II National Championship. Walk-ons India Farmer and LeAnna Morrison will battle for court time as well.

Preseason Predictions

South Carolina was picked to finish fifth in the SEC by the league's coaches in preseason voting. The media tabbed the Gamecocks at seventh in their voting. In each of the last four seasons, South Carolina has out-performed the predictions of both groups.

Season	Media	Coaches	Actual
2009-10	10	6	T-7
2010-11	7	7	T-5
2011-12	8	7	T-4
2012-13	7	6	T-4

Future Faces of the Gamecocks

South Carolina head coach Dawn Staley is the process of reeling in what would be one of the most significant recruiting classes in program history. The class currently includes four future Gamecocks, including the No. 7, No. 32 and No. 44 rated players, according to ESPN. The group gives South Carolina the fourth-best signing class in the nation, according to ESPN, trailing just UCLA (five signees), Duke (4) and Connecticut (4).

Bianca Cuevas (5-6/Guard/Bronx, N.Y./Nazareth Regional) – Rated as eighth-best point guard and No. 44 player overall in Class of 2014 by ESPN ... Helped high school team to consecutive state titles ... Earned all-state honors three times ... Averaged 17.1 points, 2.0 assists and 3.8 steals as a junior.

Doniyah Cliney (6-0/Guard/Newark, N.J./Malcolm X Shabazz) – Rated as high as No. 13 guard in Class of 2014 by ProspectNation.com ... Helped high school team to 33-1 record and the Group 2 State Championship as a junior ... Averaged 10.3 points and 1.3 assists last season ... Named honorable mention all-state ... Solid defender.

Kaydra Duckett (5-10/Guard/Columbia, S.C./Dreher) – Ranked No. 32 overall and No. 6 guard in Class of 2014 by ESPN ... Earned five-star status from ESPN ... Named all-state the last two seasons ... Named MVP at 2012 state tournament (sophomore) after guiding team to 3A state title ... Averaged 17.5 points, 2.3 assists and 3.4 steals as a junior.

Jatarie White (6-4/Post/Columbia, S.C./Dreher) – Ranked No. 7 overall and No. 1 post in Class of 2014 by ESPN ... Earned five-star status from ESPN ... Tabbed preseason All-America by The Sporting News this season ... Named Gatorade North Carolina Player of the Year in 2013 and is a three-time all-state selection ... Part of the last three of Providence Day's four straight state championships ... Averaged 19 points, 11 rebounds, three blocks and two steals as a junior ... Helped USA Basketball bring home the gold medal at the 2011 FIBA Americas U16 Championships, averaging 9.8 points and 6.8 rebounds at the event ... Is a former high school teammate of current Gamecock Tiffany Mitchell.

2013-14 Award Watch

Alaina Coates

SEC Freshman of the Week (Nov. 11-17)

Aleighsa Welch

Preseason All-SEC First Team

Naismith Trophy Early Season Watch List

2013-14 Double-Doubles

Alaina Coates (2)

11/10 Louisiana Tech 12 pts/10 rebs

11/14 College of Charleston 11 pts/14 rebs

Aleighsa Welch (3)

11/10 Louisiana Tech 14 pts/10 rebs

11/14 College of Charleston 12 pts/17 rebs

11/20 at Clemson 17 pts/10 rebs

Miscellaneous Stats

Double-Doubles	2013-14	Career	Record
Aleighsa Welch	3	13	12-1
Alaina Coates	2	2	2-0
Tiffany Mitchell	0	2	2-0
Elem Ibiam	0	1	0-1

20+ Points	2013-14	Career	Record
Alaina Coates	2	2	2-0
Tiffany Mitchell	1	2	2-0
Aleighsa Welch	0	1	1-0

10+ Points	2013-14	Career	Record
Tiffany Mitchell	7	21	19-2
Aleighsa Welch	6	37	31-6
Elem Ibiam	5	12	10-2
Alaina Coates	5	5	5-0
Khadijah Sessions	4	10	9-1
Asia Dozier	2	4	3-1
Tina Roy	1	6	5-1
Wilka Montout	0	2	2-0

10+ Rebounds	2013-14	Career	Record
Aleighsa Welch	3	16	15-1
Alaina Coates	2	2	2-0
Tiffany Mitchell	0	5	4-1
Elem Ibiam	0	2	1-1
Asia Dozier	0	1	1-0

5+ Assists	2013-14	Career	Record
Khadijah Sessions	3	3	3-0
Asia Dozier	1	2	2-0
Olivia Gaines	1	1	1-0
Tiffany Mitchell	2	2	2-0
Tina Roy	1	1	1-0

5+ Steals	2013-14	Career	Record
Tiffany Mitchell	2	3	3-0
Tiffany Davis	0	1	1-0

5+ Blocks	2013-14	Career	Record
Elem Ibiam	1	3	3-0

Games Led Team In...

(Tied for team lead in each category included)

Scoring	2013-14	Career	Record
Aleighsa Welch	2	17	11-6
Alaina Coates	2	2	2-0
Elem Ibiam	1	3	2-1
Tiffany Mitchell	1	8	7-1
Asia Dozier	1	1	1-0
Khadijah Sessions	0	3	2-1
Tina Roy	0	2	2-0

Rebounding	2013-14	Career	Record
Aleighsa Welch	5	31	27-4
Alaina Coates	4	4	4-0
Elem Ibiam	1	6	6-0
Tiffany Mitchell	0	6	5-1

Assists	2013-14	Career	Record
Khadijah Sessions	3	6	5-1
Tiffany Mitchell	3	5	5-0
Tina Roy	1	2	2-0
Aleighsa Welch	0	4	2-2
Asia Dozier	0	1	1-0

Be the Change

South Carolina head coach Dawn Staley has provided an extra challenge for her program with the "Be the Change" theme for this season. Reflecting on her career as she prepared for enshrinement into the Naismith Memorial Basketball Hall of Fame and traveling in Africa this summer, she discovered she wanted her team to embrace the importance of focusing on others. In Africa especially, she noted the significant impact even small acts can have on the world around her.

To that end, Staley has challenged her program and everyone who supports it to commit 50,000 random acts of kindness this season. The program has set up Twitter (@SC_WBB_RAoK) and Facebook (SC Women's Basketball Random Acts of Kindness) accounts to help keep track of everyone's contributions. Fans are encouraged to submit their acts to those accounts.

Intro Video Vibe

South Carolina's intro video features voices familiar to the Gamecock faithful as redshirt sophomore Tina Roy and sophomore Khadijah Sessions collaborated for the second-straight year on the song that sets up the Gamecocks' starting lineup. It is the third season that Roy has written a song that reflects the team, the program and its goals. After the first year's song was more just for the team, South Carolina head coach Dawn Staley encouraged Roy to create one to share center stage at home games in 2012-13, which she did with support and "beats" from her first-year teammate Sessions. It was such a hit with fans and spark for the team that the duo did it again this season.

Drive for 5

The Gamecocks launched their "Drive for 5" women's basketball ticket campaign this season. Inspired by head coach Dawn Staley's jersey number during her Naismith Hall of Fame playing career, the campaign looks to bring at least 5,000 fans to every Gamecock women's basketball game. At the end of October, the Gamecocks were well on their way, surpassing 3,000 season tickets issued for the season for the first time in the Staley era.

Scoring Differentials

Largest lead in a win.....	by 70 (99-29), 2nd-0:49 vs. Charleston Southern, 11/8/13
Largest deficit overcome to win.....	by 9 (0-9), 1st-17:33 vs. College of Charleston, 11/14/13
Largest lead given up in a loss.....	
Largest deficit in a loss.....	

Team Specialty Stats

South Carolina/Opponent

	Pts. in Paint	Pts. Off TOs	2nd Chance Pts	Fast Break Pts
11/8 CSU	70/6	40/5	23/6	32/4
11/10 LA Tech	38/18	13/12	19/8	20/8
11/14 CofC	28/18	8/9	23/10	6/5
11/17 SHU	34/30	11/8	9/10	20/6
11/20 at Clemson	40/10	13/10	21/4	12/2
11/23 at SDSU	30/26	33/11	14/1	12/2
11/25 at USC	42/28	20/19	13/6	8/10
12/2 NC Central				
12/8 at Char.				
12/18 vs. UNC				
12/20 Winthrop				
12/22 SC St.				
12/28 Sav. St.				
1/2 at Arkansas				
1/5 Vandy				
1/9 Kentucky				
1/12 at Auburn				
1/16 at TAMU				
1/19 Alabama				
1/26 at Vandy				
1/30 Ole Miss				
2/2 Mizzou				
2/6 at Miss. St.				
2/9 Arkansas				
2/16 at LSU				
2/20 at Kentucky				
2/23 Florida				
2/28 Georgia				
3/2 at Tenn.				

Starters vs. Bench Points

	SC Starters	Opp. Starters	SC Bench	Opp. Bench
11/8 CSU	58	19	41	10
11/10 LA Tech	47	29	21	16
11/14 CofC	53	26	28	28
11/17 SHU	71	52	17	15
11/20 at Clemson	55	30	13	13
11/23 at SDSU	58	35	30	16
11/25 at USC	51	37	19	13
12/2 NC Central				
12/8 at Char.				
12/18 vs. UNC				
12/20 Winthrop				
12/22 SC St.				
12/28 Sav. St.				
1/2 at Arkansas				
1/5 Vandy				
1/9 Kentucky				
1/12 at Auburn				
1/16 at TAMU				
1/19 Alabama				
1/26 at Vandy				
1/30 Ole Miss				
2/2 Mizzou				
2/6 at Miss. St.				
2/9 Arkansas				
2/16 at LSU				
2/20 at Kentucky				
2/23 Florida				
2/28 Georgia				
3/2 at Tenn.				

Career Highs

Alaina Coates

Points21 at San Diego State, 11/23/13
FG9 vs. Charleston Southern, 11/8/13
FGA14 vs. Charleston Southern, 11/8/13
FG %833 (5-6) at San Diego State, 11/23/13
FT11 at San Diego State, 11/23/13
FTA15 at San Diego State, 11/23/13
FT % 1.00 (2-2) vs. Charleston Southern, 11/8/13
Rebounds 14 vs. College of Charleston, 11/14/13
Off Rebs ... 5, 2x, last vs. Coll. of Charleston, 11/14/13
Def Rebs 9 vs. College of Charleston, 11/14/13
Blocks 4 vs. Seton Hall, 11/17/13
Steals 2 at Clemson, 11/20/13
Assists1, 2x, last vs. Seton Hall, 11/17/13
Minutes22 at San Diego State, 11/23/13

Tiffany Davis

Points7 vs. College of Charleston, 11/14/13
FG 2, 3x, last vs. College of Charleston, 11/14/13
FGA 4, 3x, last vs. College of Charleston, 11/14/13
FG %667 (2-3) vs. Charleston Southern, 11/8/13
3FG 1, 3x, last vs. College of Charleston, 11/14/13
3FGA4 vs. LA Tech, 11/10/13
FT 2, 2x, last vs. College of Charleston, 11/14/13
FTA3 vs. Charleston Southern, 11/8/13
FT %1.000 (2-2), 2x, last vs. C. of Charl., 11/14/13
Rebounds3 vs. Elon, 11/9/12
Off Rebounds 1, 3x, last vs. LA Tech, 11/10/13
Def Rebounds2 vs. Elon, 11/9/12
Steals5 vs. Elon, 11/9/12
Assists3, 3x, last at San Diego State, 11/23/13
Minutes20 vs. Elon, 11/9/12

Asia Dozier

Points16, 2x, last at San Diego State, 11/23/13
FG 6 vs. College of Charleston, 11/14/13
FGA13 at San Diego State, 11/23/13
FG % 1.000 (4-4) at Kentucky, 2/14/13
3FG4, 2x, last at San Diego State, 11/23/13
3FGA10 at San Diego State, 11/23/13
3FG %1.000 (2-2) at Kentucky, 2/14/13
FT4 vs. Elon, 11/9/12
FTA7 vs. Elon, 11/9/12
FT %1.000 (2-2), 4x, last at San Diego St., 11/23/13
Rebounds10 vs. Elon, 11/9/12
Off Rebounds4 vs. Elon, 11/9/12
Def Rebounds 6, 2x, last at Clemson, 11/20/13
Blocks 1, 5x, last vs. Charleston Southern, 11/8/13
Steals2, 4x, last at San Diego State, 11/23/13
Assists 5, 2x, last vs. Charleston Southern, 11/8/13
Minutes 30 at Clemson, 11/20/13

India Farmer

Minutes6 vs. Charleston Southern, 11/8/13

Olivia Gaines

Points4 vs. Charleston Southern, 11/8/13
FG2 vs. Charleston Southern, 11/8/13
FGA3 vs. Charleston Southern, 11/8/13
FG %667 (2-3) vs. Chas. Southern, 11/8/13
FT 2 vs. College of Charleston, 11/14/13
FTA2, 2x, last at San Diego State, 11/23/13
FT % 1.00 (2-2) vs. College of Charleston, 11/14/13
Rebounds4, 2x, last vs. LA Tech, 11/10/13
Off Rebs3 vs. LA Tech, 11/10/13
Def Rebs2 vs. Charleston Southern, 11/8/13
Blocks 1, 2x, last vs. LA Tech, 11/10/13
Steals3 vs. Charleston Southern, 11/8/13
Assists5 vs. Charleston Southern, 11/8/13
Minutes17 vs. Charleston Southern, 11/8/13

Elem Ibiam

Points19 vs. Alabama, 3/7/13
FG 8 vs. Alabama, 3/7/13
FGA12 vs. Alabama, 3/7/13
FG % 1.00 (7-7) vs. Charleston Southern, 11/8/13
FT 8 vs. Seton Hall, 11/17/13
FTA10 vs. LA Tech, 11/10/13
FT %1.00 (2-2), 2x, last, vs. E. Mich., 3/17/12
Rebounds11 vs. Elon, 11/9/12
Off Rebounds6 vs. Elon, 11/9/12
Def Rebounds7, 2x, last vs. Seton Hall, 11/17/13
Blocks 5, 3x, last vs. Charleston Southern, 11/8/13
Steals 2, 3x, last vs. Charleston Southern, 11/8/13
Assists3 vs. South Dakota State, 3/23/13
Minutes29, 2x, last vs. Seton Hall, 11/17/13

Tiffany Mitchell

Points22 at Southern Cal, 11/25/13
FG8 vs. Furman, 12/9/12
FGA17 vs. Tennessee, 1/3/13
FG %833 (5-6) vs. Western Carolina, 12/29/12
3FG 2, 8x, last at Clemson, 11/20/13
3FGA4, 3x, last at Clemson, 11/20/13
3FG % 1.000 (2-2), 3x, last vs. WCU, 12/29/12
FT10 at Southern Cal, 11/25/13
FTA13, 2x, last at Southern Cal, 11/25/13
FT % 1.000 (4-4) at Missouri, 2/28/13
Rebounds 11, 4x, last at Florida, 1/20/13
Off Rebounds 6 at Florida, 1/20/13
Def Rebounds8, 2x, last at Seton Hall, 12/2/12
Steals5, 3x, last at Southern Cal, 11/25/13
Assists9 at San Diego State, 11/23/13
Minutes36, 3x, last vs. Seton Hall, 11/17/13

Wilka Montout

Points12 vs. Louisiana Tech, 11/12/12
FG4, 3x, last vs. Furman, 12/9/12
FGA13 vs. Savannah State, 11/15/12
FG %667 (2-3) at Missouri, 2/28/13
3FG 1, 6x, last vs. Charleston Southern, 11/8/13
3FGA3, 3x, last at Alabama, 2/7/13
3FG %500 (1-2) at Louisiana Tech, 11/12/12
FT3 at Louisiana Tech, 11/12/12
FTA5 vs. Charleston Southern, 11/8/13
FT % 1.00 (2-2), 4x, last at Mississippi St., 1/6/13
Rebounds 8 vs. College of Charleston, 11/14/13
Off Rebounds5, 2x, last vs. C. of Charleston, 11/14/13
Def Rebounds3, 3x, last vs. C. of Charleston, 11/14/13
Blocks 2, 2x, last vs. Charleston Southern, 11/8/13
Steals 1, 4x, last vs. Charleston Southern, 11/8/13
Assists2, 2x, last vs. Vanderbilt, 1/10/13
Minutes24 vs. Savannah State, 11/15/12

LeAnna Morrison

Points 2 vs. Seton Hall, 11/17/13
FGA 3 vs. College of Charleston, 11/14/13
3FGA 2 vs. College of Charleston, 11/14/13
FT 2 vs. Seton Hall, 11/17/13
FTA 2 vs. Seton Hall, 11/17/13
FT %1.00 (2-2) vs. Seton Hall, 11/17/13
Rebounds 1, 3x, last at San Diego St., 11/23/13
Off Rebs 1, 2x, last at San Diego State, 11/23/13
Def Rebs1 vs. Charleston Southern, 11/8/13
Steals 1 vs. Seton Hall, 11/17/13
Assists1, 3x, last at San Diego State, 11/23/13
Minutes7 vs. Charleston Southern, 11/8/13

Tina Roy

Points15 vs. Presbyterian, 11/27/11
FG 5, 2x, last, vs. SC State, 12/14/11
FGA12 vs. Georgia, 3/2/12
FG %667 (2-3) at Florida, 1/8/12
3FG 5 vs. Presbyterian, 11/27/11
3FGA 9, 2x, last vs. College of Charleston, 11/14/13
3FG %600 (3-5) vs. Florida, 2/12/12
FT 3 vs. College of Charleston, 11/23/11
FTA4, 3x, last at Southern Cal, 11/25/13
FT %1.000 (4-4) at Southern Cal, 11/25/13
Rebounds 5 at LSU, 1/12/12
Off Rebounds 3 at LSU, 1/12/12
Def Rebounds 4 vs. Presbyterian, 11/27/11
Assists7 vs. Charleston Southern, 11/8/13
Steals 2 vs. Presbyterian, 11/27/11
Minutes24 at Southern Cal, 11/25/13

Khadijah Sessions

Points19 vs. Auburn, 2/3/13
FG6, 2x, last, vs. Seton Hall, 11/17/13
FGA15 at Missouri, 2/28/13
FG %800 (4-5) vs. Alabama, 3/7/13
3FG 3 at Florida, 1/20/13
3FGA6, 2x, last at Missouri, 2/28/13
3FG %500 (3-6) at Florida, 1/20/13
FT 8 vs. Auburn, 2/3/13
FTA10 at Florida, 1/20/13
FT % 1.000 (4-4), 2x, last vs. Miss. St., 2/24/13
Rebounds 5 at Florida, 1/20/13
Off Rebounds3 at Missouri, 2/28/13
Def Rebounds3, 2x, last vs. Seton Hall, 11/17/13
Assists5, 3x, last at San Diego State, 11/23/13
Steals4, 2x, last at San Diego State, 11/23/13
Minutes37 at Southern Cal, 11/25/13

Aleighsa Welch

Points 20 vs. Mississippi State, 2/24/13
FG8 at Georgia, 1/13/13
FGA14 vs. Kansas, 3/25/13
FG % 1.000 (4-4), 3x, last at San Diego St., 11/23/13
FT 10 at Xavier, 11/30/11
FTA15 at Xavier, 11/30/11
FT % 1.000 (4-4) at Seton hall, 12/2/12
Rebounds 17 vs. College of Charleston, 11/14/13
Off Rebounds 8, 5x, last vs. Kansas, 3/25/13
Def Rebounds 10 vs. College of Charleston, 11/14/13
Steals 3, 3x, last vs. Florida, 3/3/13
Assists 4, 3x, last at Clemson, 11/20/13
Blocks4 at NC State, 12/4/11
Minutes42 vs. Drexel, 11/28/12

South Carolina's Record When...

	SEC Only	All
Record.....	0-0	7-0
Playing a ranked opponent.....	0-0	0-0
Playing at home	0-0	4-0
Playing on the road	0-0	3-0
Playing at neutral site	0-0	0-0
Leading at half	0-0	7-0
Trailing at half	0-0	0-0
Tied at half	0-0	0-0
Playing an overtime game	0-0	0-0
0 players score in double-figures	0-0	0-0
1 player scores in double-figures	0-0	0-0
2 players score in double-figures	0-0	0-0
3 players score in double-figures	0-0	1-0
4 players score in double-figures	0-0	3-0
5 players score in double-figures	0-0	3-0
Starters out-score opponent's starters	0-0	7-0
Opponent's starters score equal/more	0-0	0-0
Bench out-scores opponent's bench	0-0	5-0
Opponent's bench scores equal/more.....	0-0	2-0
Shooting 50% or better	0-0	4-0
Shooting between 40-49%	0-0	2-0
Shooting between 30-39%	0-0	1-0
Shooting less than 30%	0-0	0-0
Opponent shoots 50% or better.....	0-0	0-0
Opponent shoots between 40-49%	0-0	1-0
Opponent shoots between 30-39%	0-0	4-0
Opponent shoots less than 30%	0-0	2-0
Shooting better than opponent.....	0-0	7-0
Shooting worse than/equal to opponent	0-0	0-0
Having more FTs made than opponent	0-0	6-0
Having equal/less FTs made than opponent	0-0	1-0
Out-rebounding opponent.....	0-0	6-0
Having equal/less rebounds than opponent	0-0	1-0
Having more TOs than opponent	0-0	2-0
Having equal or less TOs than opponent.....	0-0	5-0
Attempting more FT than 3FG.....	0-0	7-0
Attempting equal/less FT than 3FG	0-0	0-0
Making 5 or more 3FGs.....	0-0	3-0
Making less than 5 3FGs.....	0-0	4-0
Making no 3 FGs.....	0-0	0-0
Attempting 15 or more 3FGs.....	0-0	4-0
Attempting less than 15 3FGs	0-0	3-0

	Postseason	SEC Only	All
No South Carolina players foul out	0-0	5-0	5-0
One or more SC players foul out.....	0-0	2-0	2-0
Having 10 or more assists.....	0-0	7-0	7-0
Having less than 10 assists.....	0-0	0-0	0-0
Scoring more pts. in paint than opponent	0-0	7-0	7-0
Scoring equal/less pts. in paint than opp.	0-0	0-0	0-0
Scoring more pts. off TOs than opponent	0-0	6-0	6-0
Scoring equal/less pts. off TOs than opp.	0-0	1-0	1-0
Scoring more 2nd-chance pts.	0-0	6-0	6-0
Scoring equal/less 2nd-chance pts.....	0-0	1-0	1-0
Scoring more fast break pts.....	0-0	6-0	6-0
Scoring equal/less fast break pts.....	0-0	1-0	1-0
Wearing white uniforms	0-0	4-0	4-0
Wearing black uniforms	0-0	3-0	3-0
Wearing garnet uniforms.....	0-0	0-0	0-0
Playing in tournaments/classics	0-0	0-0	0-0
Playing on live television	0-0	2-0	2-0
Playing in November.....	0-0	7-0	7-0
Playing in December	0-0	0-0	0-0
Playing in January	0-0	0-0	0-0
Playing in February	0-0	0-0	0-0
Playing in March.....	0-0	0-0	0-0
Playing during the day.....	0-0	3-0	3-0
Playing at night	0-0	4-0	4-0
Playing on Sunday.....	0-0	2-0	2-0
Playing on Monday.....	0-0	1-0	1-0
Playing on Tuesday.....	0-0	0-0	0-0
Playing on Wednesday.....	0-0	1-0	1-0
Playing on Thursday.....	0-0	1-0	1-0
Playing on Friday	0-0	1-0	1-0
Playing on Saturday.....	0-0	1-0	1-0
Margin is 5 pts. or less.....	0-0	0-0	0-0
Margin is between 6-10.....	0-0	0-0	0-0
Margin is between 11-20.....	0-0	1-0	1-0
Margin is more than 20.....	0-0	6-0	6-0
Having a 20-pt. scorer.....	0-0	3-0	3-0
Having a 30-pt. scorer.....	0-0	0-0	0-0
Scoring 49 points or less.....	0-0	0-0	0-0
Scoring 50-59 points	0-0	0-0	0-0
Scoring 60-69 points.....	0-0	2-0	2-0
Scoring 70-79 points.....	0-0	1-0	1-0
Scoring 80-89 points.....	0-0	3-0	3-0
Scoring 90-99 points.....	0-0	1-0	1-0

2013-14 Team High / Low

South Carolina	Game Highs		Game Lows	
POINTS	99	Charleston Southern, 11/8/13	68	at Clemson, 11/20/13 Louisiana Tech, 11/10/13
FIELD GOALS MADE	39	Charleston Southern, 11/8/13	24	at Southern Cal, 11/25/13
FIELD GOAL ATTEMPTS	66	College of Charleston, 11/14/13	48	at Southern Cal, 11/25/13
FIELD GOAL PERCENTAGE	.609 (39-64)	Charleston Southern, 11/8/13	.379 (25-66)	College of Charleston, 11/14/13
3 PT FIELD GOALS MADE	9	at San Diego State, 11/23/13 College of Charleston, 11/14/13	2	at Southern Cal, 11/25/13
3 PT FG ATTEMPTS	28	College of Charleston, 11/14/13	6	at Southern Cal, 11/25/13 Charleston Southern, 11/8/13
3 PT FG PERCENTAGE	.500 (6-12) .500 (3-6)	Seton Hall, 11/17/13 Charleston Southern, 11/8/13	.222 (4-18)	Louisiana Tech, 11/10/13
FREE THROWS MADE	30	Seton Hall, 11/17/13	8	Louisiana Tech, 11/10/13
FREE THROW ATTEMPTS	44	Seton Hall, 11/17/13	22	Louisiana Tech, 11/10/13
FREE THROW PERCENTAGE	.769 (20-26)	at Southern Cal, 11/25/13	.364 (8-22)	Louisiana Tech, 11/10/13
REBOUNDS	62	College of Charleston, 11/14/13	30	at San Diego State, 11/23/13
ASSISTS	25	Charleston Southern, 11/8/13	12	at Southern Cal, 11/25/13
STEALS	17	Charleston Southern, 11/8/13	5	College of Charleston, 11/14/13
BLOCKED SHOTS	12	Charleston Southern, 11/8/13	3	at Southern Cal, 11/25/13
TURNOVERS	19	at Southern Cal, 11/25/13	8	at San Diego State, 11/23/13
FOULS	18	at Southern Cal, 11/25/13 at San Diego State, 11/23/13	9	Charleston Southern, 11/8/13

Opponent	Game Highs		Game Lows	
POINTS	67	Seton Hall, 11/17/13	29	Charleston Southern, 11/8/13
FIELD GOALS MADE	26	Seton Hall, 11/17/13	10	Charleston Southern, 11/8/13
FIELD GOAL ATTEMPTS	68	College of Charleston, 11/14/13	48	at San Diego State, 11/23/13 at Clemson, 11/20/13
FIELD GOAL PERCENTAGE	.438 (21-48)	at San Diego State, 11/23/13	.185 (10-54)	Charleston Southern, 11/8/13
3 PT FIELD GOALS MADE	6	Seton Hall, 11/17/13	1	at Southern Cal, 11/25/13 at San Diego State, 11/23/13
3 PT FG ATTEMPTS	23	Charleston Southern, 11/8/13	7	at Clemson, 11/20/13 Louisiana Tech, 11/10/13
3 PT FG PERCENTAGE	.571 (4-7)	Louisiana Tech, 11/10/13	.091 (1-11)	at Southern Cal, 11/25/13
FREE THROWS MADE	12	at Clemson, 11/20/13	5	Louisiana Tech, 11/10/13 Charleston Southern, 11/8/13
FREE THROW ATTEMPTS	19	at Clemson, 11/20/13	6	Charleston Southern, 11/8/13
FREE THROW PERCENTAGE	.833 (5-6)	Charleston Southern, 11/8/13	.357 (5-14)	Louisiana Tech, 11/10/13
REBOUNDS	38	College of Charleston, 11/14/13	25	Charleston Southern, 11/8/13
ASSISTS	12	at Southern Cal, 11/25/13 College of Charleston, 11/14/13	4	Seton Hall, 11/17/13
STEALS	10	College of Charleston, 11/14/13	5	at San Diego State, 11/23/13 at Clemson, 11/20/13 Seton Hall, 11/17/13 College of Charleston, 11/14/13 Charleston Southern, 11/8/13
BLOCKED SHOTS	5	Charleston Southern, 11/8/13	1	at San Diego State, 11/23/13
TURNOVERS	25	at San Diego State, 11/23/13 Charleston Southern, 11/8/13	8	Seton Hall, 11/17/13
FOULS	28	Seton Hall, 11/17/13	17	at Clemson, 11/20/13

Staley Era Team Records

Italics indicates set in 2013-14

Scoring

Most	Points
1. vs. Charleston Southern, 11/8/13	99
2. at Clemson, 11/19/09	92
3. at San Diego State, 11/23/13	88
vs. Seton Hall, 11/17/13	88
5. vs. North Carolina, 12/20/09	85

Fewest	Points
1. at Stanford, 11/26/10	32
2. vs. Georgia, 3/4/11	34
3. vs. Mississippi State, 3/5/09	39
4. at Georgia, 1/13/13	40
5. at Mississippi State, 2/26/09	41

Fewest Allowed	Points
1. vs. South Carolina State, 12/14/11	21
2. vs. Presbyterian, 11/27/11	24
3. vs. Charleston Southern, 11/8/13	29
4. vs. Furman, 12/11/11	33
vs. Savannah State, 12/5/10	33

Most Allowed	Points
1. at Clemson, 11/19/09	94
2. vs. North Carolina, 12/20/09	93
3. vs. Xavier, 11/12/10	84
4. at Tennessee, 2/17/11	82
at Florida, 2/22/09	82

Margin of Outcome

Victory	Score	Margin
1. vs. Charleston Southern, 11/8/13	99-29	+70
2. vs. South Carolina State, 12/14/11	66-21	+45
3. vs. Furman, 12/11/11	72-33	+39
4. at San Diego State, 11/23/13	88-54	+34
vs. Furman, 12/9/12	69-35	+34

Defeat	Score	Margin
1. at Stanford, 11/26/10	32-70	-38
2. vs. Georgia, 3/4/11	34-66	-32
3. vs. Stanford, 12/19/08	47-78	-31
4. at Penn State, 11/21/10	48-78	-30
5. vs. Connecticut, 12/28/08	48-77	-29

Field Goals

Made	FGM
1. vs. Charleston Southern, 11/8/13	39
2. vs. North Carolina, 12/20/09	34
at Clemson, 11/19/09	34
4. vs. North Carolina, 12/18/11	33
5. vs. Eastern Michigan, 3/17/12	32

Attempts	FGA
1. vs. Penn State, 11/20/11	76
2. at Clemson, 11/19/09	74
3. vs. Tennessee, 1/20/11	73
4. vs. Kansas, 3/25/13	72
5. vs. NC State, 12/13/09	71

Highest Percentage (Min. 40 FGA)	FGM-A	Pct
1. vs. Charleston Southern, 11/8/13	39-64	.609
2. at Alabama, 1/10/10	31-52	.596
3. vs. Seton Hall, 11/17/13	26-45	.578
4. at Kentucky, 2/14/13	28-50	.560
5. at Alabama, 2/19/12	25-45	.556

Lowest Percentage (Min. 40 FGA)	FGM-A	Pct
1. at Stanford, 11/26/10	12-55	.218
2. vs. Georgia, 3/4/11	12-52	.231
3. at Florida, 1/20/13	15-64	.234
4. at Kentucky, 2/5/09	13-55	.236
5. at Georgia, 1/2/11	13-54	.241

Lowest Percentage Allowed	FGM-A	Pct
1. vs. South Carolina State, 12/14/11	6-48	.125
2. vs. Charleston Southern, 11/8/13	10-54	.185
3. vs. Hampton, 11/22/12	11-57	.193
4. vs. Furman, 12/9/12	11-46	.239
vs. Clemson, 11/18/12	11-46	.239

Highest Percentage Allowed	FGM-A	Pct
1. vs. Connecticut, 12/28/08	35-62	.565
vs. Florida, 1/9/11	26-46	.565
3. vs. Xavier, 11/12/10	34-61	.557
4. at Kentucky, 1/13/11	30-55	.545
5. vs. Vanderbilt, 2/27/11	27-50	.540

3-Point Field Goals

Made	3FGM
1. at San Diego State, 11/23/13	9
vs. College of Charleston, 11/14/13	9
vs. Savannah State, 11/15/12	9
at Arkansas, 2/6/11	9
at Ole Miss, 1/16/11	9
vs. North Carolina, 12/18/11	9
vs. Ole Miss, 1/26/12	9

Attempts	3FGA
1. vs. Penn State, 11/20/11	29
2. vs. College of Charleston, 11/14/13	28
vs. North Carolina, 12/19/10	28
4. vs. Savannah State, 11/15/12	25
at Ole Miss, 1/16/11	25

Percentage (Min. 5 3FGA)	3FGM-A	Pct
1. vs. Western Carolina, 12/29/12	6-9	.667
at Alabama, 1/10/10	8-12	.667
vs. Charlotte, 12/21/08	8-12	.667
4. vs. Florida, 2/12/12	8-13	.615
5. at Alabama, 2/19/12	5-9	.556

Free Throws

Made	FTM
1. at Mississippi State, 1/6/13	32
2. vs. Seton Hall, 11/17/13	30
3. vs. SC State, 12/21/12	27
4. at Ole Miss, 1/22/09	26
5. vs. Charlotte, 12/21/08	24

Attempts	FTA
1. at Mississippi State, 1/6/13	50
2. vs. Seton Hall, 11/17/13	44
vs. SC State, 12/21/12	44
4. vs. College of Charleston, 11/14/13	42
5. at Xavier, 11/30/11	38

Percentage (Min. 10 FTA)	FTM-A	Pct
1. vs. Auburn, 1/2/09	23-26	.885
2. vs. San Diego State, 11/28/09	14-16	.875
3. at Tennessee, 1/7/10	10-12	.833
4. at Auburn, 2/4/10	9-11	.818
5. vs. Davidson, 11/24/08	13-16	.813

Rebounding

Total	Rebs
1. vs. College of Charleston, 11/14/13	62
2. at Florida, 1/20/13	59
3. vs. Hampton, 11/22/12	57
4. at Alabama, 2/7/13	53
vs. Elon, 11/9/12	53
vs. Brown, 12/29/09	53

Offensive	ORebs
1. vs. Elon, 11/9/12	29
2. vs. College of Charleston, 11/23/11	27
3. vs. Kansas, 3/25/13	26
at Florida, 1/20/13	26
4. vs. Savannah State, 11/15/12	25
vs. Penn State, 11/20/11	25
at Penn State, 11/21/10	25

Defensive	DRebs
1. vs. College of Charleston, 11/14/13	39
vs. Hampton, 11/22/12	39
3. vs. Charlotte, 11/16/09	35
4. at Florida, 1/20/13	33
at Ole Miss, 1/22/09	33

Margin	Rebs	Margin
1. at Alabama, 2/7/13	53-24	+29
2. vs. Florida Gulf Coast, 11/23/12	46-20	+26
3. vs. Hampton, 11/22/12	57-32	+25
4. vs. College of Charleston, 11/14/13	62-38	+24
vs. Savannah State, 11/15/12	50-26	+24

Assists

Game	Assists
1. vs. Charleston Southern, 11/8/13	25
2. at San Diego State, 11/23/13	24
3. vs. Eastern Michigan, 3/17/12	22
4. at Louisiana Tech, 11/12/12	20
vs. Alabama, 2/15/09	20

Steals

Game	Steals
1. vs. Furman, 12/11/11	21
2. vs. Charleston Southern, 11/8/13	17
3. vs. NC State, 12/12/10	16
vs. USC Upstate, 12/16/08	16
5. vs. Furman, 12/9/12	15
vs. High Point, 12/2/09	15
vs. Davidson, 11/24/08	15

Blocked Shots

Game	Blocks
1. vs. Charleston Southern, 11/14/13	12
2. vs. Eastern Michigan, 3/17/12	11
vs. Furman, 12/11/11	11
4. vs. Seton Hall, 11/17/13	9
vs. Furman, 12/9/12	9
at NC State, 12/4/11	9
vs. Alabama A&M, 11/14/11	9

Turnovers

Fewest	TOs
1. at Tennessee, 2/2/12	4
2. at Missouri, 2/28/13	5
vs. Georgia, 3/2/12	5
vs. Ole Miss, 3/3/11	5
5. vs. Stanford, 12/19/12	7
at Louisiana Tech, 11/12/12	7
vs. Tennessee, 3/3/12	7

Most	TOs
1. at Wake Forest, 12/3/08	32
2. vs. Hampton, 11/22/12	29
vs. Kentucky, 1/15/12	29
4. at Kentucky, 1/13/11	28
5. vs. Jacksonville, 12/30/08	26

The Last Time ...

Individual

Scored 50 Points

South Carolina 51, Jocelyn Penn vs. Stetson, 1/4/03
Opponent Never

Scored 40 Points

South Carolina 51, Jocelyn Penn vs. Stetson, 1/4/03
Opponent 46, Cornelia Gayden, LSU, 1/14/95

Scored 30 Points

South Carolina 30, Ieasia Walker vs. Clemson, 11/18/10
Opponent 32, LaQueta Ferguson, Florida International, 11/25/07

Grabbed 20 Rebounds

South Carolina 25, Kelsey Bone vs. Boston University, 12/28/09
Opponent 24, Courtney Paris, Oklahoma, 12/30/07

Grabbed 15 Rebounds

South Carolina 17, Aleighsa Welch vs. College of Charleston, 11/14/13
Opponent 15, Kelsey Bone, Texas A&M, 2/10/13

Two Players with 20 or More Points

South Carolina La'Keisha Sutton 21/Markeshia Grant 20 vs. North Carolina, 12/18/11
Opponent Monica Engelmann 27/Angel Goodrich 20, Kansas, 3/25/13

Two Players with 10 or More Rebounds

South Carolina Aleighsa Welch 17/Alaina Coates 14 vs. College of Charleston, 11/14/13
Opponent Quistelle Williams 10/Berna Calli 10, Arkansas, 1/27/13

Had 10 Assists

South Carolina 10, Samone Kennedy at Florida, 2/24/08
Opponent 11, Marneshia Richard, Mississippi State, 1/21/07

Had Five Steals

South Carolina 5, Tiffany Mitchell at Southern Cal, 11/25/13
Opponent 5, Sam Ramirez, Appalachian State, 3/16/11

Had Five Blocked Shots

South Carolina 5, Elem Ibiam vs. Charleston Southern, 11/8/13
Opponent 7, Isabelle Harrison, Tennessee, 1/3/13

Had a Double-Double

South Carolina Aleighsa Welch (17 pts/10 rebs) at Clemson, 11/20/13
Opponent Bri Kulas (26 pts/12 rebs), Missouri, 2/28/13

Two Players had a Double-Double

South Carolina Aleighsa Welch (12 pts/17 rebs)/Alaina Coates (11 pts/14 rebs) vs. College of Charleston, 11/14/13
Opponent Chiney Ogumike (11 pts/10 rebs)/Nnemkadi Ogumike (39 pts/10 rebs), Stanford, 3/24/12

Had a Triple-Double

South Carolina Iva Sliskovic (18 pts, 15 rebs, 10 assts) vs. High Point, 12/20/06
Opponent Never

Team

Scored 100 Points

South Carolina 102 vs. North Carolina A&T, 3/21/08
Opponent 103, Clemson, 11/21/03

Won by 30 or More Points

South Carolina 88-54 (34) at San Diego State, 11/23/13
Opponent 66-34 (32), Georgia, 3/4/11

Shot 65% or Better from the Field

South Carolina .652 (45-69) vs. East Tennessee State, 12/19/00
Opponent Never

Shot 60% or Better from the Field

South Carolina .609 (39-64) vs. Charleston Southern, 11/8/13
Opponent .604 (29-48), Vanderbilt, 1/18/01

Shot 50% or Better from the Field

South Carolina .500 (24-48) at Southern Cal, 11/25/13
Opponent .535 (23-43), Missouri, 2/28/13

No Players in Double-Figure Points

South Carolina at Auburn, 1/19/12
Opponent Charleston Southern, 11/8/13

Five Players in Double-Figure Points

South Carolina vs. Seton Hall, 11/17/13
Opponent Arkansas, 2/14/10

Faced AP Top-25 Opponent

Win 55-50 vs. No. 5 Kentucky, 1/24/13
Loss 52-61 vs. No. 19 Texas A&M, 3/8/13

Faced AP Top-10 Opponent

Win 55-50 vs. No. 5 Kentucky, 1/24/13
Loss 78-74 at No. 7 Kentucky, 2/14/13

Faced AP Top-5 Opponent

Win 55-50 vs. No. 5 Kentucky, 1/24/13
Loss 49-53 vs. No. 1 Stanford, 12/19/12

Faced AP No. 1 Team

Win Never
Loss 49-53 vs. No. 1 Stanford, 12/19/12

Overtime Game

Win 58-55 vs. Drexel, 11/28/12
Loss 60-74 vs. Vanderbilt, 2/27/11

Double-Overtime Game

Win 92-91 at Florida State, 2/4/91
Loss 92-94 at Clemson, 11/19/09

South Carolina Was Ranked (AP Poll)

AP No. 1 Never
AP Top 10 No. 10, 2/18/02
AP Top 25 No. 17, 11/25/13



2013-14 South Carolina Basketball
#17/14 South Carolina Game-by-Game Highs (as of Nov 25, 2013)
All games



Opponent	Date	Score	Points	Rebounds	Assists	Steals	Blocked shots
CHARLESTON SOUTHERN	11/08/13	99-29	20-COATES, Alaina	8-WELCH, Aleighsa	7-ROY, Tina	5-MITCHELL, Tiffany	5-IBIAM, Elem
LOUISIANA TECH	11/10/13	68-45	14-WELCH, Aleighsa	10-WELCH, Aleighsa COATES, Alaina	5-SESSIONS, Khadij	2-SESSIONS, Khadij	3-IBIAM, Elem
COLL. OF CHARLESTON	11/14/13	81-54	16-DOZIER, Asia	17-WELCH, Aleighsa	4-SESSIONS, Khadij	2-WELCH, Aleighsa	3-IBIAM, Elem COATES, Alaina
SETON HALL	11/17/13	88-67	18-IBIAM, Elem	8-IBIAM, Elem WELCH, Aleighsa COATES, Alaina	5-SESSIONS, Khadij	2-DOZIER, Asia	4-COATES, Alaina
at Clemson	11/20/13	68-43	17-WELCH, Aleighsa	10-WELCH, Aleighsa	5-MITCHELL, Tiffany	2-COATES, Alaina MITCHELL, Tiffany	3-WELCH, Aleighsa
at San Diego State	11/23/13	88-54	21-COATES, Alaina	8-COATES, Alaina	9-MITCHELL, Tiffany	4-SESSIONS, Khadij	1-COATES, Alaina ROY, Tina WELCH, Aleighsa IBIAM, Elem
at USC	11/25/13	70-50	22-MITCHELL, Tiffany	9-COATES, Alaina	4-MITCHELL, Tiffany	5-MITCHELL, Tiffany	2-IBIAM, Elem



2013-14 South Carolina Basketball
#17/14 South Carolina Points-Rebounds-Assists (as of Nov 25, 2013)
All games



Opponent	Date	Score	00	02	05	12	15	21	23	24	25	31	33	41
			FARMER,LIND	GAINES,OJ	SESSIONS,K	MONTOUT,TW	DAVIS,TIFF	MORRISON,L	ROY,TINA	WELCH,ALEI	MITCHELL,T	DOZIER,RASI	IBIAME,LEEM	COATES,ALA
CSU	11/08/13	99-29 w	0-0-0	4-4-5	10-2-3	7-4-1	5-2-1	0-1-1	5-3-7	15-8-0	12-1-1	4-3-5	17-6-0	20-7-1
LATECH	11/10/13	68-45 w	0-0-0	2-4-3	7-1-5	0-3-0	3-2-1	0-0-0	2-1-2	14-10-3	10-4-3	7-1-0	11-8-1	12-10-0
COFC	11/14/13	81-54 w	0-0-0	2-1-0	2-1-4	2-8-0	7-1-3	0-1-1	6-0-2	12-17-2	11-8-1	16-2-3	12-6-0	11-14-0
SHU	11/17/13	88-67 w	DNP	0-1-1	17-3-5	0-0-1	0-1-0	2-0-0	5-2-1	15-8-4	15-3-4	6-4-2	18-8-0	10-8-1
at CU	11/20/13	68-43 w	0-0-0	DNP	10-3-3	1-4-0	0-0-1	0-0-0	3-3-0	17-10-4	14-6-5	4-9-0	10-6-1	9-6-0
at SDSU	11/23/13	88-54 w	DNP	1-1-1	12-0-5	2-2-0	0-0-3	0-1-1	6-1-2	8-4-2	17-3-9	16-3-0	5-4-1	21-8-0
at USC	11/25/13	70-50 w	DNP	DNP	7-1-3	0-2-1	DNP	0-0-0	11-3-0	14-6-1	22-6-4	4-2-2	4-5-1	8-9-0



2013-14 South Carolina Basketball
#17/14 South Carolina Team Game-by-Game Comparison (as of Nov 25, 2013)
All games



Opponent	1st	2nd	Score	Mar	Total FG	FG Pct	3-Pointers	3FG Pct	Free Throws	FT Pct	Rebounds	Assist	T/Over	Block	Steal	Fouls
CHARLESTON SOUTHERN	52/13	47/16	99-29	+70	39-64/10-54	.609/.185	3-6/4-23	.500/.174	18-28/5-6	.643/.833	46/25	25/6	10/25	12/5	17/5	9/19
LOUISIANA TECH	31/17	37/28	68-45	+23	28-62/18-50	.452/.360	4-18/4-7	.222/.571	8-22/5-14	.364/.357	47/29	18/10	13/17	4/2	6/7	15/22
COLL. OF CHARLESTON	46/34	35/20	81-54	+27	25-66/21-68	.379/.309	9-28/3-13	.321/.231	22-42/9-18	.524/.500	62/38	16/12	12/10	8/2	5/5	15/27
SETON HALL	41/39	47/28	88-67	+21	26-45/26-67	.578/.388	6-12/6-11	.500/.545	30-44/9-18	.682/.500	38/30	19/4	11/8	9/2	6/5	16/28
Clemson	27/15	41/28	68-43	+25	26-57/14-48	.456/.292	4-16/3-7	.250/.429	12-18/12-19	.667/.632	49/27	14/7	12/11	5/2	6/5	13/17
San Diego State	43/32	45/22	88-54	+34	29-55/21-48	.527/.438	9-23/1-8	.391/.125	21-31/8-15	.677/.533	30/31	24/10	8/25	4/1	12/5	18/25
USC	30/24	40/26	70-50	+20	24-48/20-52	.500/.385	2-6/1-11	.333/.091	20-26/9-18	.769/.500	35/30	12/12	19/22	3/4	8/10	18/21

Note: Game totals are displayed in the format TEAM/OPPONENT for each category



2013-14 South Carolina Basketball
South Carolina Combined Team Statistics (as of Dec 01, 2013)
All games



RECORD:	OVERALL	HOME	AWAY	NEUTRAL
ALL GAMES	7-0	4-0	3-0	0-0
CONFERENCE	0-0	0-0	0-0	0-0
NON-CONFERENCE	7-0	4-0	3-0	0-0

##	Player	gp-gs	min	avg	Total		3-Point		F-Throw		Rebounds				pf	dq	a	to	blk	stl	pts	avg		
					fg-fga	fg%	3fg-fga	3fg%	ft-fa	ft%	off	def	tot	avg										
25	MITCHELL, Tiffany	7-7	198	28.3	36-65	.554	8-17	.471	21-34	.618	11	20	31	4.4	9	0	27	16	0	17	101	14.4		
24	WELCH, Aleighsa	7-6	189	27.0	34-50	.680	0-0	.000	27-42	.643	25	38	63	9.0	14	0	16	8	7	6	95	13.6		
41	COATES, Alaina	7-1	122	17.4	33-53	.623	0-0	.000	25-44	.568	20	42	62	8.9	22	0	2	5	11	5	91	13.0		
33	IBIAM, Elem	7-7	161	23.0	29-45	.644	0-0	.000	19-31	.613	12	31	43	6.1	19	2	4	9	18	6	77	11.0		
05	SESSIONS, Khadijah	7-7	190	27.1	21-50	.420	8-22	.364	15-23	.652	3	8	11	1.6	9	0	28	10	0	10	65	9.3		
31	DOZIER, Asia	7-7	173	24.7	20-52	.385	11-29	.379	6-7	.857	8	16	24	3.4	11	0	12	15	1	6	57	8.1		
23	ROY, Tina	7-0	127	18.1	12-41	.293	7-27	.259	7-7	1.000	2	11	13	1.9	3	0	14	4	2	1	38	5.4		
15	DAVIS, Tiffany	6-0	63	10.5	5-12	.417	2-6	.333	3-5	.600	2	4	6	1.0	1	0	9	7	1	2	15	2.5		
02	GAINES, Olivia	5-0	47	9.4	3-6	.500	0-0	.000	3-5	.600	6	5	11	2.2	4	0	10	3	2	5	9	1.8		
12	MONTOUT, Wilka	7-0	94	13.4	4-18	.222	1-4	.250	3-11	.273	11	12	23	3.3	9	0	3	6	3	1	12	1.7		
21	MORRISON, LeAnna	7-0	23	3.3	0-5	.000	0-4	.000	2-2	1.000	2	1	3	0.4	2	0	3	1	0	1	2	0.3		
00	FARMER, India	4-0	13	3.3	0-0	.000	0-0	.000	0-0	.000	0	0	0	0.0	1	0	0	0	0	0	0	0.0		
Team											4	13	17											
Total.....		7	1400		197-397	.496	37-109	.339	131-211	.621	106	201	307	43.9	104	2	128	85	45	60	562	80.3		
Opponents.....		7	1400		130-387	.336	22-80	.275	57-108	.528	73	137	210	30.0	159	6	61	118	18	42	339	48.4		

TEAM STATISTICS	SC	OPP	Date	Opponent	Score	Att.
SCORING	562	339	11/08/13	CHARLESTON SOUTHERN	w 99-29	5120
Points per game	80.3	48.4	11/10/13	LOUISIANA TECH	w 68-45	5078
Scoring margin	+31.9	-	11/14/13	COLL. OF CHARLESTON	w 81-54	4882
FIELD GOALS-ATT	197-397	130-387	11/17/13	SETON HALL	w 88-67	4765
Field goal pct	.496	.336	11/20/13	at Clemson	w 68-43	715
3 POINT FG-ATT	37-109	22-80	11/23/13	at San Diego State	w 88-54	642
3-point FG pct	.339	.275	11/25/13	at USC	w 70-50	897
3-pt FG made per game	5.3	3.1	* - Conference game			
FREE THROWS-ATT	131-211	57-108				
Free throw pct	.621	.528				
F-Throws made per game	18.7	8.1				
REBOUNDS	307	210				
Rebounds per game	43.9	30.0				
Rebounding margin	+13.9	-				
ASSISTS	128	61				
Assists per game	18.3	8.7				
TURNOVERS	85	118				
Turnovers per game	12.1	16.9				
Turnover margin	+4.7	-				
Assist/turnover ratio	1.5	0.5				
STEALS	60	42				
Steals per game	8.6	6.0				
BLOCKS	45	18				
Blocks per game	6.4	2.6				
ATTENDANCE	19845	2254				
Home games-Avg/Game	4-4961	3-751				
Neutral site-Avg/Game	-	0-0				

Score by Periods	1st	2nd	Totals
South Carolina	270	292	562
Opponents	174	168	342