

IN THIS SECTION

- ▶ **Career Records**
- ▶ **Season Records**
- ▶ **Match Records**
- ▶ **Yearly Leaders**
- ▶ **Honor Roll**
- ▶ **Coaching Records**
- ▶ **Letterwinners**
- ▶ **Conference Standings**
- ▶ **Yearly Results**
- ▶ **Series Results**

GAMECOCK VOLLEYBALL HISTORY



CAREER RECORDS

KILLS

Rank	Name (Years)	Kills
1.	Lori Rowe (1983-86)	1,855
2.	Cally Plummer (1998-02)	1,345
3.	Heather Larkin (1994-97)	1,293
4.	Amy Iannoccarì (1991-94)	1,231
5.	Kim DeNeve (1986-89)	1,179
6.	Berna Dwyer (1999-02)	1,107
7.	Lora Myers (1987-90)	1,100
8.	Stephanie Pflughaupt (1986-89)	1,093
9.	Caryn Case (1988-91)	1,080
10.	Shonda Cole (2003-)	1,072

KILLS PER GAME

(Minimum 500 Kills)

Rank	Name (Years)	Kills/Game
1.	Lori Rowe (1983-86)	3.66
2.	Shonda Cole (2003-)	3.63
3.	Kori Ermigarat (1994-95)	3.61
4.	Cally Plummer (1998-02)	3.41
5.	Heather Larkin (1994-97)	3.27
6.	Crystal Moore (1997-99)	3.14
7.	Kim DeNeve (1986-89)	3.09
8.	Berna Dwyer (1999-02)	3.02
9.	Lora Myers (1987-90)	2.86
10.	Caryn Case (1988-91)	2.81

ATTACKS

Rank	Name (Years)	Attacks
1.	Lori Rowe (1983-86)	3,874
2.	Amy Iannoccarì (1991-94)	3,487
3.	Cally Plummer (1998-02)	3,288
4.	Heather Larkin (1994-97)	2,958
5.	Caryn Case (1988-91)	2,936
6.	Lora Myers (1987-90)	2,825
7.	Kim DeNeve (1986-89)	2,819
8.	Shonda Cole (2003-)	2,640
9.	Diane Denton (1985-88)	2,559
10.	Berna Dwyer (1999-02)	2,533

HITTING PERCENTAGE

(Minimum 1,000 Attacks)

Rank	Name (Years)	Percentage
1.	Lori Rowe (1983-86)	.402
2.	Ashley Edlund (1995-98)	.354
3.	Niece Curry (2001-03)	.328
4.	Libby Ralston (1989-92)	.302
5.	Sam Alban (1999-02)	.2813
6.	Heather Larkin (1994-97)	.2806
7.	Stephanie Pflughaupt (1986-89)	.274
8.	Berna Dwyer (1999-02)	.271
9.	Toni Venturini (1984-85)	.2682
10.	Cally Plummer (1998-02)	.2676

ASSISTS

Rank	Name (Years)	Assists
1.	Ashley Edlund (1995-98)	5,177
2.	Megan Hosp (1999-02)	4,689
3.	Tammy Correll (1987-90)	4,563
4.	Julie Morrison (1984-87)	3,602
5.	Jodi Thompson (1991-94)	3,237
6.	Shellie Higgins (1983-84)	2,544
7.	Kelly Morrow (1993-96)	2,136
8.	Katelyn Panzau (2003-04)	1,857
9.	Iris Santos (2003-)	1,062
10.	Petra Lorenzi (2005-)	387

ASSISTS PER GAME

(Minimum 500 Assists)

Rank	Name (Years)	Assists/Game
1.	Megan Hosp (1999-02)	12.12
2.	Ashley Edlund (1995-98)	12.04
3.	Tammy Correll (1987-90)	10.21
4.	Shellie Higgins (1983-84)	10.02
5.	Katelyn Panzau (2003-04)	9.57
6.	Julie Morrison (1984-87)	9.36
7.	Jodi Thompson (1991-94)	6.54
8.	Kelly Morrow (1993-96)	6.03
9.	Iris Santos (2003-)	3.74

ACES

Rank	Name (Years)	Aces
1.	Cally Plummer (1998-02)	243
2.	Teri Montoya (1983-84)	214
3.	Tammy Correll (1987-90)	190
4.	Lori Rowe (1983-86)	186
5.	Jodi Thompson (1991-94)	162
6.	Megan Hosp (1999-02)	132
7.	Ashley Edlund (1995-98)	130
8.	Kim Brown (1983-84)	129
9.	Colleen McKenzie (1985-88)	119
10.	Shellie Higgins (1983-84)	116

ACES PER GAME

(Minimum 100 Aces)

Rank	Name (Years)	Aces/Game
1.	Teri Montoya (1983-84)	0.84
2.	Cally Plummer (1998-02)	0.62
3.	Kim Brown (1983-84)	0.51
4.	Shellie Higgins (1983-84)	0.46
5.	Tammy Correll (1987-90)	0.43
6.	Lori Rowe (1983-86)	0.37
7.	Megan Hosp (1999-02)	0.34
8.	Jodi Thompson (1991-94)	0.33
9.	Ashley Edlund (1995-98)	0.30
10.	Berna Dwyer (1999-02)	0.29

DIGS

Rank	Name (Years)	Digs
1.	Diane Denton (1985-88)	1,462
2.	Jodi Thompson (1991-94)	1,332
3.	Amy Iannoccarì (1991-94)	1,196
4.	Ashley Edlund (1995-98)	1,160
5.	Megan Hosp (1999-02)	1,079
6.	Shani Abshier (1994-97)	1,049
7.	Cally Plummer (1998-02)	996
8.	Katie Gerst (1992-94)	986
9.	Sarah Morgan (2002-05)	972
	Stephanie Pflughaupt (1986-89)	972

DIGS PER GAME

(Minimum 500 Digs)

Rank	Name (Years)	Digs/Game
1.	Fernanda Laïres (1996-97)	4.03
2.	Kori Ermigarat (1994-95)	3.95
3.	Crystal Moore (1997-99)	3.19
4.	Diane Denton (1985-88)	3.06
5.	Katie Gerst (1992-94)	2.95
6.	Shani Abshier (1994-97)	2.94
7.	Megan Hosp (1999-02)	2.79
8.	Amy Iannoccarì (1991-94)	2.700
9.	Ashley Edlund (1995-98)	2.698
10.	Jodi Thompson (1991-94)	2.691

BLOCK SOLOS

Rank	Name (Years)	Block Solos
1.	Stephanie Pflughaupt (1986-89)	264
2.	Lori Rowe (1983-86)	191
3.	Amy Collinsworth (1990-93)	117
4.	Libby Ralston (1989-92)	110
5.	Jennifer Guess (1990-93)	79
6.	Heather Larkin (1994-97)	74
7.	Lorri Anderson (1984-85)	62
8.	Toni Venturini (1984-85)	49
9.	Berna Dwyer (1999-02)	46
10.	Kim DeNeve (1986-89)	44

BLOCK ASSISTS

Rank	Name (Years)	Block Assists
1.	Stephanie Pflughaupt (1986-89)	461
2.	Lori Rowe (1983-86)	450
3.	Amy Collinsworth (1990-93)	358
4.	Heather Larkin (1994-97)	344
5.	Jennifer Guess (1990-93)	328
6.	Lori Drost (1994-97)	306
7.	Sam Alban (1999-02)	285
8.	Berna Dwyer (1999-02)	278
9.	Cindy Robarge (1995-98)	276
10.	Libby Ralston (1989-92)	273

TOTAL BLOCKS

Rank	Name (Years)	Total Blocks
1.	Stephanie Pflughaupt (1986-89)	725
2.	Lori Rowe (1983-86)	641
3.	Amy Collinsworth (1990-93)	475
4.	Heather Larkin (1994-97)	418
5.	Jennifer Guess (1990-93)	407
6.	Libby Ralston (1989-92)	383
7.	Lori Drost (1994-97)	349
8.	Sam Alban (1999-02)	328
9.	Berna Dwyer (1999-02)	324
10.	Cindy Robarge (1995-98)	297

BLOCKS PER GAME

(Minimum 200 Blocks)

Rank	Name (Years)	Blocks/Game
1.	Stephanie Pflughaupt (1986-89)	1.59
2.	Dee Fortman (1995-97)	1.27
3.	Lori Rowe (1983-86)	1.26
4.	Libby Ralston (1989-92)	1.24
5.	Danika Taylor (1998-99)	1.16
6.	Lauren Ford (2003-05)	1.12
7.	Heather Larkin (1994-97)	1.058
8.	Amy Collinsworth (1990-93)	1.056
9.	Niece Curry (2001-03)	0.98
10.	Jennifer Guess (1990-93)	0.97

Note: Season statistics were not kept until 1983.



SEASON RECORDS



KILLS

Rank	Name (Year)	Kills
1.	Lori Rowe (1983)	553
2.	Amy Iannocari (1994)	542
3.	Lori Rowe (1986)	497
4.	Lora Myers (1990)	484
5.	Kori Ermigarat (1994)	477
6.	Caryn Case (1990)	462
7.	Lori Rowe (1985)	459
8.	Shonda Cole (2005)	414
9.	Caryn Case (1991)	391
10.	Heather Larkin (1997)	380
	Kim DeNeve (1988)	380

KILLS PER GAME

(Minimum 125 Kills)

Rank	Name (Year)	Kills/Game
1.	Lori Rowe (1983)	4.22
2.	Shonda Cole (2005)	4.18
3.	Lori Rowe (1986)	4.107
4.	Amy Iannocari (1994)	4.106
5.	Shonda Cole (2004)	4.03
6.	Heather Larkin (1997)	4.00
7.	Lora Myers (1990)	3.90
8.	Cally Plummer (2001)	3.68
9.	Kori Ermigarat (1994)	3.64
10.	Kim DeNeve (1989)	3.62

ATTACKS

Rank	Name (Year)	Attacks
1.	Amy Iannocari (1994)	1,338
2.	Caryn Case (1990)	1,281
3.	Kori Ermigarat (1994)	1,248
4.	Lora Myers (1990)	1,184
5.	Lori Rowe (1983)	1,145
6.	Caryn Case (1991)	1,059
7.	Lori Rowe (1986)	1,045
8.	Fernanda Lares (1996)	994
9.	Kori Ermigarat (1995)	990
10.	Shonda Cole (2004)	976

HITTING PERCENTAGE

(Minimum 250 Attacks)

Rank	Name (Year)	Percentage
1.	Lori Rowe (1983)	.437
2.	Lori Rowe (1985)	.431
3.	Ashley Edlund (1997)	.411
4.	Niece Curry (2002)	.404
5.	Stephanie Pflughaupt (1989)	.400
6.	Berna Dwyer (2000)	.3781
7.	Lori Rowe (1986)	.3780
8.	Ashley Edlund (1998)	.367
9.	Berna Dwyer (2002)	.3545
10.	Lori Rowe (1984)	.3539

ASSISTS

Rank	Name (Year)	Assists
1.	Tammy Correll (1988)	1,597
2.	Tammy Correll (1990)	1,482
3.	Ashley Edlund (1995)	1,404
4.	Julie Morrison (1986)	1,315
5.	Shellie Higgins (1984)	1,301
6.	Julie Morrison (1985)	1,291
7.	Megan Hosp (2000)	1,280
8.	Ashley Edlund (1997)	1,276
9.	Ashley Edlund (1996)	1,261
10.	Shellie Higgins (1983)	1,243

ASSISTS PER GAME

(Minimum 125 Assists)

Rank	Name (Year)	Assists/Game
1.	Ashley Edlund (1997)	12.89
2.	Ashley Edlund (1995)	12.76
3.	Megan Hosp (2000)	12.67
4.	Megan Hosp (2002)	12.30
5.	Megan Hosp (2001)	12.10
6.	Tammy Correll (1988)	12.01
7.	Tammy Correll (1989)	11.60
8.	Ashley Edlund (1996)	11.46
9.	Megan Hosp (1999)	11.35
10.	Tammy Correll (1990)	11.31

ACES

Rank	Name (Year)	Aces
1.	Teri Montoya (1983)	141
2.	Cally Plummer (1998)	86
3.	Shellie Higgins (1983)	80
4.	Kim Brown (1983)	77
5.	Teri Montoya (1984)	73
6.	Tammy Correll (1990)	66
7.	Lora Myers (1990)	62
8.	Lori Rowe (1983)	61
9.	Tammy Correll (1988)	58
10.	Julie Morrison (1985)	57

ACES PER GAME

(Minimum 25 Aces)

Rank	Name (Year)	Aces/Game
1.	Teri Montoya (1983)	1.08
2.	Cally Plummer (1998)	0.77
3.	Shellie Higgins (1983)	0.61
4.	Teri Montoya (1984)	0.593
5.	Kim Brown (1983)	0.588
6.	Cally Plummer (2002)	0.57
7.	Cally Plummer (2001)	0.543
8.	Megan Hosp (2002)	0.535
9.	Tammy Correll (1990)	0.504
10.	Lora Myers (1990)	0.500

DIGS

Rank	Name (Year)	Digs
1.	Diane Denton (1987)	525
2.	Kori Ermigarat (1994)	479
3.	Diane Denton (1988)	474
4.	Fernanda Lares (1996)	470
5.	Kori Ermigarat (1995)	441
6.	Amy Iannocari (1994)	433
7.	Shani Abshier (1995)	395
8.	Caryn Case (1990)	388
9.	Jodi Thompson (1993)	382
10.	Katie Gerst (1994)	380

DIGS PER GAME

(Minimum 125 Digs)

Rank	Name (Year)	Digs/Game
1.	Diane Denton (1987)	4.61
2.	Kori Ermigarat (1995)	4.32
3.	Fernanda Lares (1996)	4.27
4.	Diane Denton (1988)	4.12
5.	Fernanda Lares (1997)	3.77
6.	Shani Abshier (1995)	3.73
7.	Kori Ermigarat (1994)	3.66
8.	Shani Abshier (1996)	3.59
9.	Kim DeNeve (1989)	3.46
10.	Crystal Moore (1999)	3.39

BLOCK SOLOS

Rank	Name (Year)	Block Solos
1.	Stephanie Pflughaupt (1988)	95
2.	Lori Rowe (1985)	65
3.	Stephanie Pflughaupt (1987)	64
4.	Libby Ralston (1990)	56
	Stephanie Pflughaupt (1989)	56
6.	Stephanie Pflughaupt (1986)	49
7.	Amy Collinsworth (1990)	46
	Lori Rowe (1983)	46
9.	Lori Rowe (1984)	41
10.	Lori Rowe (1986)	39

BLOCK ASSISTS

Rank	Name (Year)	Block Assists
1.	Lori Rowe (1983)	195
2.	Stephanie Pflughaupt (1988)	175
3.	Sue Little (1983)	137
4.	Amy Collinsworth (1991)	128
5.	Libby Ralston (1990)	115
6.	Jennifer Guess (1991)	111
7.	Shellie Higgins (1983)	109
8.	Cindy Robarge (1998)	108
9.	Lauren Ford (2004)	107
	Katie Gerst (1994)	107

TOTAL BLOCKS

Rank	Name (Year)	Total Blocks
1.	Stephanie Pflughaupt (1988)	270
2.	Lori Rowe (1983)	241
3.	Libby Ralston (1990)	171
4.	Amy Collinsworth (1991)	166
5.	Sue Little (1983)	162
6.	Stephanie Pflughaupt (1989)	159
7.	Stephanie Pflughaupt (1987)	153
8.	Lori Rowe (1985)	151
9.	Amy Collinsworth (1990)	145
10.	Stephanie Pflughaupt (1986)	143

BLOCKS PER GAME

(Minimum 50 Blocks)

Rank	Name (Year)	Blocks/Game
1.	Stephanie Pflughaupt (1988)	2.06
2.	Lori Rowe (1983)	1.84
3.	Stephanie Pflughaupt (1989)	1.61
4.	Dee Dee Fortman (1995)	1.52
5.	Libby Ralston (1991)	1.42
6.	Libby Ralston (1990)	1.40
7.	Belita Salters (2005)	1.38
8.	Stephanie Pflughaupt (1987)	1.34
9.	Stephanie Pflughaupt (1986)	1.29
10.	Lauren Ford (2004)	1.27

Note: Season statistics were not kept until 1983.





INDIVIDUAL MATCH RECORDS

KILLS

3-GAME MATCHES

Rank	Name	Opponent (Date)	Kills
1.	Amy Iannocari	Kentucky (10/30/1994)	23
2.	Cally Plummer	LSU (9/22/2000)	21
	Heather Larkin	North Carolina State (9/6/1997)	21
	Shani Abshier	Kentucky (11/17/1996)	21
	Lori Rowe	South Florida (10/7/1983)	21
	Lori Rowe	Appalachian State (9/17/1983)	21

4-GAME MATCHES

Rank	Name	Opponent (Date)	Kills
1.	Amy Iannocari	Florida (11/13/1994)	28
2.	Kori Ermigarat	New Orleans (9/8/1995)	26
	Lori Rowe	Tennessee Tech (9/30/1983)	26
4.	Shonda Cole	Houston (9/16/2005)	25
	Lori Rowe	Louisville (11/18/1983)	25

5-GAME MATCHES

Rank	Name	Opponent (Date)	Kills
1.	Lori Rowe	Louisville (10/28/1983)	32
2.	Marija Milosevic	Georgia (10/30/2005)	28
	Lori Rowe	Memphis (11/22/1986)	28
	Lori Rowe	Georgia (10/1/1983)	28
5.	Lynae Vanden Hull	Kentucky (10/8/2003)	27

ATTACKS

3-GAME MATCHES

Rank	Name	Opponent (Date)	Attacks
1.	Cally Plummer	Tennessee (11/3/2000)	54
2.	Amy Iannocari	Kentucky (10/30/1994)	53
3.	Kori Ermigarat	Xavier (9/1/1995)	50
4.	Amy Iannocari	Alabama (11/18/1994)	48
5.	Shonda Cole	Charleston (9/15/2005)	47
	Lyndy Stevens	Kentucky (10/20/1995)	47

4-GAME MATCHES

Rank	Name	Opponent (Date)	Attacks
1.	Shonda Cole	North Carolina (11/27/2004)	72
2.	Kori Ermigarat	Arkansas (10/21/1994)	61
	Kori Ermigarat	South Florida (9/17/1994)	61
4.	Heather Larkin	Georgia (9/26/1997)	59
5.	Shonda Cole	Connecticut (9/4/2004)	58

5-GAME MATCHES

Rank	Name	Opponent (Date)	Attacks
1.	Kori Ermigarat	Maryland (9/16/1995)	75
2.	Amy Iannocari	Louisiana Tech (9/19/1992)	73
3.	Lori Rowe	Louisville (10/28/1983)	70
4.	Fernanda Laires	Arkansas (11/23/1996)	69
5.	Kim DeNeve	Washington State (9/23/1988)	67

HITTING PERCENTAGE

3-GAME MATCHES (MINIMUM 15 ATTACKS)

Rank	Name	Opponent (Date)	Pct.
1.	Lori Rowe	Appalachian State (9/17/1983)	.870
2.	Lori Rowe	East Carolina (11/12/1983)	.733
3.	Lori Rowe	Chattanooga (10/8/1983)	.706
4.	Lori Rowe	Duke (9/17/1983)	.667
5.	Lori Rowe	Southern Miss (10/15/1983)	.636

4-GAME MATCHES (MINIMUM 20 ATTACKS)

Rank	Name	Opponent (Date)	Pct.
1.	Berna Dwyer	LSU (10/6/2002)	.680
2.	Danika Taylor	Mississippi State (9/25/1998)	.615
3.	Berna Dwyer	Georgia (11/17/2002)	.586
4.	Niece Curry	LSU (10/6/2002)	.581
5.	Lori Rowe	N.C. State (10/1/1983)	.548

5-GAME MATCHES (MINIMUM 25 ATTACKS)

Rank	Name	Opponent (Date)	Pct.
1.	Sam Alban	New Mexico (9/8/2000)	.571
2.	Niece Curry	Clemson (9/10/2002)	.560
3.	Crystal Moore	Kansas State (9/20/1997)	.500
4.	Danika Taylor	Clemson (9/28/1999)	.481
5.	Crystal Moore	Kentucky (10/24/1997)	.477

ASSISTS

3-GAME MATCHES

Rank	Name	Opponent (Date)	Assists
1.	Megan Hosp	LSU (9/22/2000)	64
2.	Ashley Edlund	Kentucky (10/20/1995)	59
3.	Megan Hosp	Tennessee (11/3/2000)	55
4.	Jodi Thompson	Kentucky (10/30/1994)	54
5.	Ashley Edlund	Arkansas (11/22/1997)	53
	Kelly Morrow	Appalachian State (9/24/1993)	53

4-GAME MATCHES

Rank	Name	Opponent (Date)	Assists
1.	Megan Hosp	Arkansas (9/24/2000)	72
2.	Ashley Edlund	Mississippi State (9/27/1996)	71
3.	Ashley Edlund	Alabama (10/6/1996)	70
	Ashley Edlund	Georgia (11/12/1995)	70
5.	Megan Hosp	Auburn (10/22/1999)	69

5-GAME MATCHES

Rank	Name	Opponent (Date)	Assists
1.	Tammy Correll	George Washington (11/12/1988)	84
2.	Julie Morrison	N.C. State (11/7/1986)	74
3.	Megan Hosp	Northern Illinois (9/8/2000)	65
4.	Megan Hosp	Michigan (9/17/1999)	64
	Ashley Edlund	Kentucky (11/5/1995)	64
	Kelly Morrow	Auburn (10/2/1994)	64

ACES

3-GAME MATCHES

Rank	Name	Opponent (Date)	Aces
1.	Megan Hosp	Creighton (9/7/2002)	8
	Cally Plummer	Auburn (10/11/1998)	8
3.	Ashley Edlund	Alabama (10/9/1998)	7
4.	Lynae Vanden Hull	Auburn (10/17/2004)	6
	Megan Hosp	Auburn (9/27/2002)	6
	Berna Dwyer	Auburn (10/26/2001)	6
	Diane Mitchell	Coastal Carolina (9/10/1993)	6
	Lori Rowe	Mississippi State (9/30/1983)	6

4-GAME MATCHES

Rank	Name	Opponent (Date)	Aces
1.	Cally Plummer	Clemson (10/10/2001)	8
	Amy Collinsworth	Jacksonville (9/6/1991)	8
3.	Cally Plummer	Arkansas (10/4/2002)	6
	Cally Plummer	North Carolina (11/24/2001)	6
	Cally Plummer	Kentucky (11/8/1998)	6
	Cally Plummer	LSU (10/22/1998)	6
	Cally Plummer	Florida (10/2/1998)	6

5-GAME MATCHES

Rank	Name	Opponent (Date)	Aces
1.	Lori Rowe	Cincinnati (10/29/1983)	9
2.	Kim DeNeve	Washington State (9/23/1988)	6
3.	Shonda Cole	LSU (9/23/2005)	5
	Katelyn Panzau	George Washington (9/20/2003)	5
	Lynae Vanden Hull	Santa Clara (9/18/2003)	5
	Cally Plummer	Clemson (9/10/2002)	5
	Cally Plummer	Michigan (9/17/1999)	5
	Dee Dee Fortman	Kentucky (10/24/1997)	5

INDIVIDUAL MATCH RECORDS



DIGS

3-GAME MATCHES

Rank	Name	Opponent (Date)	Digs
1.	Kori Ermigarat	Kentucky (10/20/1995)	30
2.	Kori Ermigarat	UNC-Greensboro (9/6/1995)	26
	Jodi Thompson	Mercer (9/4/1993)	26
4.	Amy Iannocari	Appalachian State (9/24/1993)	25
5.	Fernanda Laives	Kentucky (11/17/1996)	23

4-GAME MATCHES

Rank	Name	Opponent (Date)	Digs
1.	Yajaira Cadet	North Carolina (12/6/2002)	30
	Kori Ermigarat	Georgia (11/12/1995)	30
3.	Fernanda Laives	LSU (10/25/1996)	27
	Fernanda Laives	Alabama (10/6/1996)	27
5.	Milica Perovic	Mississippi State (10/22/2000)	26
	Fernanda Laives	Oklahoma (9/6/1996)	26
	Kori Ermigarat	Delaware (12/2/1994)	26

5-GAME MATCHES

Rank	Name	Opponent (Date)	Digs
1.	Jodi Thompson	Louisiana Tech (9/19/1992)	36
2.	Shani Abshier	Maryland (9/16/1995)	33
3.	Diane Denton	Florida (10/11/1988)	32
4.	Fernanda Laives	Kentucky (10/24/1997)	31
	Kori Ermigarat	Maryland (9/16/1995)	31
	Diane Denton	N.C. State (11/7/1986)	31
	Amy Iannocari	Auburn (10/2/1994)	31

BLOCK SOLOS

3-GAME MATCHES

Rank	Name	Opponent (Date)	Blocks
1.	Lori Rowe	Western Carolina (9/24/1983)	5
2.	Nicole Miller	Mercer (9/3/2005)	4
	Katie Gerst	Davidson (9/12/1994)	4
	Jennifer Guess	Mississippi State (10/3/1993)	4
5.	Shonda Cole	Mercer (9/3/2005)	3
	Cally Plummer	Georgia (10/24/2002)	3
	Cally Plummer	Tennessee (11/3/2000)	3
	Heather Larkin	Louisiana Tech (9/12/1997)	3
	Dee Dee Fortman	Florida (11/18/1995)	3
	Dee Dee Fortman	Kentucky (10/20/1995)	3
	Lori Drost	Charleston (9/22/1995)	3
	Lori Rowe	Chattanooga (10/8/1983)	3

4-GAME MATCHES

Rank	Name	Opponent (Date)	Blocks
1.	Stephanie Pflughaupt	Charlotte (10/5/1988)	9
2.	Stephanie Pflughaupt	Rice (10/18/1986)	5
3.	Heather Larkin	Arkansas (10/5/1997)	4
	Katie Gerst	UNC-Asheville (9/25/93)	4
5.	Nicole Miller	Pittsburgh (9/2/2005)	3
	Lauren Ford	Mississippi (10/8/2004)	3
	Berna Dwyer	American (12/5/2002)	3
	Danika Taylor	Mississippi State (9/25/1998)	3
	Heather Larkin	Georgia (9/26/1997)	3
	Heather Larkin	Ole Miss (9/29/1996)	3
	Lori Drost	Mississippi State (9/27/1996)	3
	Dee Dee Fortman	Alabama (10/15/1995)	3
	Heather Larkin	Georgia (9/24/1995)	3
	Stephanie Pflughaupt	Georgia (9/14/1988)	3

5-GAME MATCHES

Rank	Name	Opponent (Date)	Blocks
1.	Lori Rowe	North Carolina (10/7/1983)	4
2.	Heather Larkin	Alabama (9/30/1994)	3
	Jennifer Guess	Charleston (10/20/93)	3
	Lori Rowe	Memphis (10/14/1983)	3
5.	Crystal Johnson	Alabama (11/13/2005)	2

Nicole Miller	Georgia (10/7/2005)	2
Crystal Johnson	Arkansas (9/25/2005)	2
Crystal Johnson	LSU (9/23/2005)	2
Lauren Ford	Kentucky (10/11/2004)	2
(11 other instances with 2)		

BLOCK ASSISTS

3-GAME MATCHES

Rank	Name	Opponent (Date)	Blocks
1.	Lori Rowe	Charleston (10/4/1983)	11
	Lori Rowe	Western Carolina (9/24/1983)	11
3.	Dee Dee Fortman	Kentucky (10/20/2005)	9
	Dee Dee Fortman	Illinois State (12/4/1997)	9
	Jennifer Guess	Alabama (10/1/1993)	9
	Lori Rowe	Virginia Tech (11/18/1983)	9

4-GAME MATCHES

Rank	Name	Opponent (Date)	Blocks
1.	Libby Ralston	Jacksonville (9/6/1991)	15
2.	Stephanie Pflughaupt	Georgia (9/14/1988)	13
3.	Belita Salters	North Carolina (9/10/2005)	10
	Lauren Ford	Mississippi (10/8/2004)	10
	Berna Dwyer	Georgia (11/17/2002)	10
	Berna Dwyer	Arizona State (9/6/2002)	10
	Dee Dee Fortman	Georgia (11/12/1995)	10
	Dee Dee Fortman	Tennessee (10/22/1995)	10
	Heather Larkin	Tennessee (10/14/1994)	10

5-GAME MATCHES

Rank	Name	Opponent (Date)	Blocks
1.	Heather Larkin	Kentucky (10/7/1994)	12
2.	Danika Taylor	Michigan (9/17/1999)	10
	Lori Drost	Maryland (9/16/1995)	10
	Amy Collinsworth	Charleston (10/20/1993)	10
	Stephanie Pflughaupt	Memphis (11/22/1986)	10
	Lori Rowe	Louisville (10/28/1983)	10
	Lori Rowe	Georgia (10/1/1983)	10

TOTAL BLOCKS

3-GAME MATCHES

Rank	Name	Opponent (Date)	Blocks
1.	Lori Rowe	Western Carolina (9/24/1983)	16
2.	Dee Dee Fortman	Kentucky (10/20/1995)	12
3.	Dee Dee Fortman	Illinois State (12/4/1997)	10
	Jennifer Guess	Alabama (10/1/1993)	10
	Lori Rowe	Virginia Tech (11/18/1983)	10
	Lori Rowe	South Florida (10/7/1983)	10

4-GAME MATCHES

Rank	Name	Opponent (Date)	Blocks
1.	Libby Ralston	Jacksonville (9/6/1991)	16
	Stephanie Pflughaupt	Georgia (9/14/1988)	16
3.	Lauren Ford	Mississippi (10/8/2004)	13
4.	Heather Larkin	Tennessee (10/14/1994)	12
	Katie Gerst	UNC-Asheville (9/25/1993)	12

5-GAME MATCHES

Rank	Name	Opponent (Date)	Blocks
1.	Heather Larkin	Kentucky (10/7/1994)	12
	Lori Rowe	Memphis (11/22/1986)	12
3.	Danika Taylor	Michigan (9/17/1999)	11
	Amy Collinsworth	Charleston (10/20/1993)	11
	Lori Rowe	North Carolina (10/7/1983)	11

Note: Box scores are only available from 1993 to the present. Limited historical records prior to 1993 were used to aid in the composition of individual match records as well.



TEAM MATCH RECORDS

KILLS

3-GAME MATCHES

Rank	Opponent (Date)	Kills
1.	LSU (9/22/2000)	76
2.	Tennessee (11/3/2000)	74
3.	Kentucky (10/20/1995)	69
4.	Clemson (9/16/1998)	66
	Arkansas (11/22/1997)	66

4-GAME MATCHES

Rank	Opponent (Date)	Kills
1.	Georgia (11/12/1995)	88
2.	Arkansas (9/24/2000)	86
3.	Florida (10/31/1997)	83
4.	Houston (9/16/2005)	82
	LSU (10/25/1996)	82
	Alabama (10/6/1996)	82

5-GAME MATCHES

Rank	Opponent (Date)	Kills
1.	N.C. State (11/7/1986)	99
2.	Arkansas (11/23/1996)	86
3.	Georgia (11/18/2000)	85
	Northern Illinois (9/8/2000)	85
	Michigan (9/17/1999)	85

ATTACKS

3-GAME MATCHES

Rank	Opponent (Date)	Attacks
1.	Arkansas (11/22/1997)	179
2.	Tennessee (11/3/2000)	177
3.	Mississippi State (10/8/1995)	171
4.	San Diego (9/13/2002)	166
5.	LSU (9/22/2000)	165

4-GAME MATCHES

Rank	Opponent (Date)	Attacks
1.	South Florida (9/17/1994)	235
2.	Arkansas (9/24/2000)	223
3.	Kentucky (10/22/1993)	220
4.	LSU (10/25/1996)	219
5.	Mississippi State (9/27/1996)	218
	Georgia (11/12/1995)	218

5-GAME MATCHES

Rank	Opponent (Date)	Attacks
1.	Northern Illinois (9/8/2000)	243
2.	Maryland (9/16/1995)	241
3.	Arkansas (11/23/1996)	225
4.	N.C. State (11/7/1986)	223
5.	Nebraska (12/3/2000)	222

HITTING PERCENTAGE

3-GAME MATCHES

Rank	Opponent (Date)	Percentage
1.	Liberty (9/1/2000)	.561
2.	Louisville (9/26/1986)	.530
3.	Auburn (9/27/2002)	.500
4.	Miami (Ohio) (9/15/2000)	.474
5.	Mississippi State (11/3/2002)	.467

4-GAME MATCHES

Rank	Opponent (Date)	Percentage
1.	Mississippi State (9/25/1998)	.436
2.	American (9/7/1996)	.435
3.	Arkansas (10/5/1997)	.388
4.	North Carolina (11/24/2001)	.375
5.	Houston (9/16/2005)	.362

5-GAME MATCHES

Rank	Opponent (Date)	Percentage
1.	Kentucky (10/24/1997)	.342
2.	Michigan State (9/18/2004)	.329
3.	Clemson (9/10/2002)	.321
4.	Mississippi (11/22/1996)	.284
5.	New Mexico (9/8/2000)	.265

ASSISTS

3-GAME MATCHES

Rank	Opponent (Date)	Assists
1.	LSU (9/22/2000)	73
2.	Tennessee (11/3/2000)	69
3.	Kentucky (10/20/1995)	63
4.	Mississippi (11/21/1997)	60
5.	Mississippi State (11/3/2002)	58

4-GAME MATCHES

Rank	Opponent (Date)	Assists
1.	Arkansas (9/24/2000)	81
2.	Alabama (10/6/1996)	74
3.	LSU (10/25/1996)	73
	Mississippi State (9/27/1996)	73
5.	Auburn (10/22/1999)	72

5-GAME MATCHES

Rank	Opponent (Date)	Assists
1.	N.C. State (11/7/1986)	95
2.	Northern Illinois (9/8/2000)	79
3.	Nebraska (12/3/2000)	74
4.	Georgia (11/18/2000)	71
5.	Kentucky (10/8/2003)	70

ACES

3-GAME MATCHES

Rank	Opponent (Date)	Aces
1.	Auburn (10/17/2004)	16
	Alabama (9/29/2002)	16
	Creighton (9/7/2002)	16
	Auburn (10/11/1998)	16
5.	Auburn (9/27/2002)	15
	Tennessee (10/26/1997)	15

4-GAME MATCHES

Rank	Opponent (Date)	Aces
1.	Jacksonville (9/6/1991)	22
2.	Kentucky (11/8/1998)	16
	Arkansas (10/5/1997)	16
	Western Carolina (9/3/1993)	16
5.	Mississippi (10/12/1997)	15

5-GAME MATCHES

Rank	Opponent (Date)	Aces
1.	Santa Clara (9/18/2003)	15
	New Mexico (9/8/2000)	15
	Washington State (9/23/1988)	15
4.	George Washington (9/20/2003)	14
5.	Indiana (9/13/2003)	13
	Michigan (9/17/99)	13

DIGS

3-GAME MATCHES


Rank	Opponent (Date)	Digs
1.	Mississippi State (10/8/1995)	96
	UNC-Greensboro (9/6/1995)	96
3.	Kentucky (10/30/1994)	92
4.	Appalachian State (9/24/1993)	91
5.	Mississippi State (11/17/1995)	89

4-GAME MATCHES

Rank	Opponent (Date)	Digs
1.	Charlotte (10/26/1993)	120
2.	Mississippi State (9/27/1996)	118
3.	LSU (10/25/1996)	113
4.	Kentucky (10/22/1993)	110
5.	Mississippi State (10/22/2000)	109

5-GAME MATCHES

Rank	Opponent (Date)	Digs
1.	Maryland (9/16/1995)	136
2.	George Washington (11/12/1988)	114
3.	Alabama (9/30/1994)	106
4.	Auburn (10/2/1994)	99
5.	Auburn (10/4/1996)	98
	Charleston (10/20/1993)	98



Stephanie Pflughaupt (#11) owns many of the Gamecocks' records for blocks. She holds the school records for career block solos, block assists, total blocks and blocks per game. Additionally, Pflughaupt holds the season marks for block solos, total blocks and blocks per game.

TEAM MATCH RECORDS/YEARLY TOTALS



BLOCK SOLOS

3-GAME MATCHES

Rank	Opponent (Date)	Block Solos
1.	Mercer (9/3/2005)	9
2.	Georgia (10/24/2002)	7
3.	Tennessee (11/7/1997)	6
4.	Davidson (9/4/1995)	6
5.	Tennessee Tech (10/17/1994)	5
	Davidson (9/12/1994)	5
	Mississippi State (10/3/1993)	5
	Charleston Southern (9/11/1993)	5

4-GAME MATCHES

Rank	Opponent (Date)	Block Solos
1.	Charlotte (10/5/1988)	17
2.	Illinois-Chicago (9/7/1996)	12
3.	Florida (9/6/1986)	8
	UNC-Asheville (9/25/1993)	8
5.	Indiana (9/4/1999)	7
	Tennessee (10/14/1994)	7

5-GAME MATCHES

Rank	Opponent (Date)	Block Solos
1.	Arkansas (9/25/2005)	6
2.	Alabama (9/30/1994)	5
3.	Alabama (11/13/2005)	4
	Indiana (9/13/2003)	4
	Ball State (8/30/2003)	4
	Arizona State (9/1/2001)	4
	Northern Illinois (9/8/2000)	4
	Purdue (9/10/1994)	4
	Charleston (10/20/1993)	4

BLOCK ASSISTS

3-GAME MATCHES

Rank	Opponent (Date)	Block Assists
1.	Tennessee (11/9/2005)	28
	Kentucky (10/20/1995)	28
3.	Auburn (10/31/2003)	26
	Illinois State (12/4/1997)	26
	Mississippi State (10/8/1995)	26

4-GAME MATCHES

Rank	Opponent (Date)	Block Assists
1.	Georgia (11/12/1995)	36
2.	Mississippi (10/8/2004)	34
3.	North Carolina (9/10/2005)	32
4.	Kentucky (10/16/1998)	30
	Tennessee (10/14/1994)	30

5-GAME MATCHES

Rank	Opponent (Date)	Block Assists
1.	Charleston (9/7/1991)	41
2.	Kentucky (10/7/1994)	36
3.	Charleston (10/20/1993)	34
4.	Santa Clara (9/18/2003)	28
	Michigan (9/17/1999)	28
	Colorado State (12/4/1998)	28
	Central Florida (8/31/1996)	28
	Memphis (11/22/1986)	28

TOTAL BLOCKS

3-GAME MATCHES

Rank	Opponent (Date)	Total Blocks
1.	Kentucky (10/20/1995)	18.0
2.	Mercer (9/3/2005)	17.0
3.	Tennessee (11/9/2005)	16.0
4.	Winthrop (11/26/2005)	14.0
	Auburn (10/31/2003)	14.0
	Illinois State (12/4/1997)	14.0

4-GAME MATCHES

Rank	Opponent (Date)	Total Blocks
1.	Tennessee (10/14/1994)	22.0
2.	Mississippi (10/8/2004)	21.0
	Georgia (11/12/1995)	21.0
4.	UNC-Asheville (9/25/1993)	20.0
5.	North Carolina (9/10/2005)	19.0
	American (12/5/2002)	19.0

5-GAME MATCHES

Rank	Opponent (Date)	Total Blocks
1.	North Carolina (10/19/1988)	22.0
2.	Charleston (9/7/1991)	21.5
3.	Charleston (10/20/1993)	21.0
4.	Memphis (11/22/1986)	20.0
5.	Kentucky (10/7/1994)	19.0

Note: Box scores are only available from 1993 to the present. Limited historical records prior to 1993 were used to aid in the composition of team match records as well.



YEARLY SOUTH CAROLINA STATISTICAL TOTALS

YEAR	MP	GP	K	K/G	ATT	PCT	AST	A/G	SA	SA/G	DIG	D/G	TB	B/G
1983	38	131	1,644	12.55	3,898	.313	1,385	10.57	438	3.34	1,382	10.55	475.0	3.63
1984	36	123	1,493	12.14	3,869	.270	1,505	12.24	294	2.39	1,333	10.84	330.0	2.68
1985	35	132	1,554	11.77	3,527	.247	1,590	12.05	267	2.02	1,156	8.76	295.5	2.24
1986	35	121	1,625	13.43	3,930	.250	1,453	12.01	209	1.73	1,234	10.20	317.0	2.62
1987	30	114	1,462	12.82	3,659	.221	1,386	12.16	201	1.76	1,796	15.75	266.5	2.34
1988	36	134	1,917	14.31	4,843	.161	1,788	13.34	238	1.78	2,271	16.95	452.0	3.37
1989	30	97	1,368	14.10	3,528	.218	1,237	12.75	194	2.00	1,506	15.53	260.5	2.69
1990	37	117	1,813	15.50	4,632	.233	1,631	13.94	327	2.79	1,844	15.76	383.0	3.27
1991	37	132	1,566	11.86	4,037	.183	1,421	10.77	259	1.96	1,534	11.62	411.0	3.11
1992	32	118	1,406	11.92	4,356	.160	1,282	10.86	208	1.76	2,044	17.32	274.0	2.32
1993	33	117	1,542	13.18	4,538	.180	1,342	11.47	211	1.80	2,078	17.76	285.5	2.44
1994	36	135	2,022	14.98	5,304	.227	1,733	12.84	203	1.50	2,429	17.99	315.0	2.33
1995	32	110	1,727	15.70	4,533	.222	1,504	13.67	175	1.59	2,095	19.05	304.0	2.76
1996	30	110	1,656	15.05	4,180	.240	1,427	12.97	185	1.68	1,921	17.46	238.5	2.17
1997	29	99	1,654	16.71	4,069	.262	1,375	13.89	194	1.96	1,818	18.36	236.0	2.38
1998	32	111	1,668	15.03	4,177	.235	1,385	12.48	278	2.50	1,624	14.63	264.0	2.38
1999	26	95	1,376	14.48	3,673	.186	1,214	12.78	179	1.88	1,443	15.19	225.5	2.37
2000	29	101	1,674	16.57	4,061	.261	1,458	14.44	198	1.96	1,780	17.62	257.5	2.55
2001	26	92	1,499	16.29	3,555	.252	1,341	14.58	186	2.02	1,326	14.41	193.5	2.10
2002	29	99	1,601	16.17	3,823	.279	1,407	14.21	223	2.25	1,457	14.72	257.5	2.60
2003	30	111	1,569	14.14	4,184	.199	1,409	12.69	199	1.79	1,563	14.08	246.0	2.22
2004	27	96	1,363	14.20	3,793	.190	1,225	12.76	174	1.81	1,382	14.40	256.0	2.67
2005	27	100	1,436	14.36	3,649	.230	1,309	13.09	152	1.52	1,394	13.94	301.5	3.02

Season records in **bold italics**



YEARLY LEADERS

KILLS

YEAR	NAME	GAMES	KILLS	K/G
1983	Lori Rowe	131	553	4.22
1984	Lori Rowe	123	346	2.81
1985	Lori Rowe	132	459	3.48
1986	Lori Rowe	121	497	4.11
1987	Diane Denton	114	357	3.13
1988	Kim DeNeve	109	380	3.49
1989	Stephanie Pflughaupt	99	305	3.08
1990	Lora Myers	124	484	3.90
1991	Caryn Case	130	391	3.01
1992	Diane Mitchell	92	276	3.00
1993	Jennifer Guess	116	324	2.79
1994	Amy Iannocari	132	542	4.11
1995	Kori Ermigarat	102	365	3.58
1996	Heather Larkin	110	368	3.35
1997	Heather Larkin	95	380	4.00
1998	Cally Plummer	111	353	3.18
1999	Berna Dwyer	94	300	3.19
2000	Berna Dwyer	93	319	3.43
2001	Cally Plummer	92	339	3.68
2002	Niece Curry	99	335	3.38
2003	Lynae Vanden Hull	107	314	2.93
2004	Shonda Cole	94	379	4.03
2005	Shonda Cole	99	414	4.18



Lori Rowe
Four-Time Kills Leader



Ashley Edlund
Four-Time Assists Leader

ASSISTS

YEAR	NAME	GAMES	ASSISTS	A/G
1983	Shellie Higgins	131	1,243	9.49
1984	Shellie Higgins	123	1,301	10.58
1985	Julie Morrison	127	1,291	10.17
1986	Julie Morrison	120	1,315	10.96
1987	Julie Morrison	97	930	9.59
1988	Tammy Correll	133	1,597	12.01
1989	Tammy Correll	98	1,137	11.60
1990	Tammy Correll	131	1,482	11.31
1991	Jodi Thompson	132	1,228	9.30
1992	Jodi Thompson	117	1,162	9.93
1993	Kelly Morrow	115	1,238	10.77
1994	Kelly Morrow	84	818	9.74
1995	Ashley Edlund	110	1,404	12.76
1996	Ashley Edlund	110	1,261	11.46
1997	Ashley Edlund	99	1,276	12.89
1998	Ashley Edlund	111	1,236	11.14
1999	Megan Hosp	95	1,078	11.35
2000	Megan Hosp	101	1,280	12.67
2001	Megan Hosp	92	1,113	12.10
2002	Megan Hosp	99	1,218	12.30
2003	Katelyn Panzau	105	1,069	10.18
2004	Katelyn Panzau	89	788	8.85
2005	Iris Santos	98	747	7.62

HITTING PERCENTAGE

(Minimum 250 Attacks)

YEAR	NAME	KILLS	ERR	ATT	PCT
1983	Lori Rowe	553	53	1145	.437
1984	Lori Rowe	346	53	828	.354
1985	Lori Rowe	459	90	856	.431
1986	Lori Rowe	497	102	1045	.378
1987	Stephanie Pflughaupt	308	111	729	.270
1988	Stephanie Pflughaupt	323	154	721	.234
1989	Stephanie Pflughaupt	305	70	587	.400
1990	Libby Ralston	322	89	664	.351
1991	Libby Ralston	201	85	430	.270
1992	Libby Ralston	176	51	478	.262
1993	Jennifer Guess	324	133	871	.219
1994	Katie Gerst	334	93	866	.278
1995	Ashley Edlund	110	21	277	.321
1996	Ashley Edlund	114	27	279	.312
1997	Ashley Edlund	132	16	282	.411
1998	Ashley Edlund	161	28	362	.367
1999	Sam Alban	219	101	504	.234
2000	Berna Dwyer	319	77	640	.378
2001	Sam Alban	145	46	332	.298
2002	Niece Curry	335	69	658	.404
2003	Niece Curry	200	75	463	.270
2004	Lauren Ford	228	102	537	.235
2005	Shonda Cole	414	145	957	.281



Libby Ralston
Three-Time Hitting Leader



Megan Hosp
Four-Time Assists Leader

YEARLY LEADERS



Cally Plummer

Three-Time Aces Leader



Sarah Morgan

Three-Time Digs Leader

ACES

YEAR	NAME	GAMES	ACES	SA/G
1983	Teri Montoya	131	141	1.08
1984	Teri Montoya	123	73	0.59
1985	Julie Morrison	127	57	0.45
1986	Lori Rowe	121	38	0.31
1987	Diane Denton	114	39	0.34
1988	Tammy Correll	133	58	0.44
1989	Tammy Correll	98	45	0.46
1990	Tammy Correll	131	66	0.50
1991	Jodi Thompson	132	52	0.39
1992	Jodi Thompson	117	40	0.34
1993	Jennifer Guess	116	37	0.32
1994	Jodi Thompson	131	37	0.28
1995	Ashley Edlund	110	35	0.32
1996	Heather Larkin	110	37	0.34
1997	Ashley Edlund	99	32	0.32
1998	Cally Plummer	111	86	0.77
1999	Berna Dwyer	94	41	0.44
2000	Cally Plummer	87	47	0.54
2001	Cally Plummer	92	50	0.54
2002	Megan Hosp	99	53	0.54
2003	Lynae Vanden Hull	107	42	0.39
2004	Katelyn Panzau	89	31	0.35
2005	Iris Santos	98	32	0.33



Diane Denton

Three-Time Digs Leader



Stephanie Pflughaupt

Four-Time Blocks Leader

DIGS

YEAR	NAME	GAMES	DIGS	D/G
1983	Teri Montoya	131	292	2.23
1984	Teri Montoya	123	289	2.35
1985	Colleen McKenzie	132	194	1.47
1986	Diane Denton	116	300	2.59
1987	Diane Denton	114	525	4.61
1988	Diane Denton	115	474	4.12
1989	Deana Hagaman	95	288	3.03
1990	Caryn Case	131	388	2.96
1991	Caryn Case	130	309	2.38
1992	Jodi Thompson	117	362	3.09
1993	Jodi Thompson	115	382	3.32
1994	Kori Ermigarat	131	479	3.66
1995	Kori Ermigarat	102	441	4.32
1996	Fernanda Laires	110	470	4.27
1997	Fernanda Laires	98	369	3.77
1998	Milica Perovic	99	280	2.83
1999	Crystal Moore	77	261	3.39
2000	Megan Hosp	101	337	3.34
2001	Cally Plummer	92	256	2.78
2002	Yajaira Cadet	95	320	3.37
2003	Sarah Morgan	109	264	2.42
2004	Sarah Morgan	96	267	2.78
2005	Sarah Morgan	99	261	2.64

TOTAL BLOCKS

YEAR	NAME	GAMES	BLOCKS	B/G
1983	Lori Rowe	131	241	1.84
1984	Lorri Anderson	123	124	1.01
1985	Lori Rowe	132	151	1.14
1986	Stephanie Pflughaupt	111	143	1.29
1987	Stephanie Pflughaupt	114	153	1.34
1988	Stephanie Pflughaupt	131	270	2.06
1989	Stephanie Pflughaupt	99	159	1.61
1990	Libby Ralston	122	171	1.40
1991	Amy Collinsworth	131	166	1.27
1992	Jennifer Guess	110	98	0.89
1993	Jennifer Guess	116	131	1.13
1994	Katie Gerst	131	128	0.98
1995	Heather Larkin	108	120	1.11
1996	Lori Drost	107	111	1.04
1997	Dee Dee Fortman	97	109	1.12
1998	Danika Taylor	111	124	1.12
1999	Danika Taylor	95	114	1.20
2000	Sam Alban	87	102	1.17
2001	Sam Alban	73	67	0.92
2002	Niece Curry	99	114	1.15
2003	Lauren Ford	99	97	0.98
2004	Lauren Ford	93	118	1.27
2005	Nicole Miller	93	105	1.13



HONOR ROLL



Sam Alban



Niece Curry



Shonda Cole



Berna Dwyer



Ashley Edlund



Kori Ermigarat



Katie Gerst



Jennifer Guess



Megan Hosp



Amy Iannocari

Through the years, several Gamecocks have earned numerous honors both on the court and in the classroom. In total, 58 current or former Gamecocks have been honored 177 times with such distinctions as all-conference, all-region and academic All-America. The most decorated player in South Carolina volleyball history is Ashley Edlund, who earned 15 accolades from 1995 to 1998. Twenty-five USC players have earned all-conference recognition and 10 have appeared on all-region teams. Academically, 38 Gamecocks have received SEC Academic Honor Roll citations and seven were given awards from CoSIDA. The 19 Gamecocks who have earned athletic recognition from the Southeastern Conference are pictured above.

Shani Abshier

- CoSIDA District III Academic All-America Team, 1996, 1997
- H. Boyd McWhorter Scholar-Athlete of the Year, 1998
- SEC Academic Honor Roll, 1995, 1996, 1997
- USC Student-Athlete of the Year, 1998

Sam Alban

- All-SEC Second Team, 2000
- CoSIDA District III Academic All-America Team, 2002
- SEC Academic Honor Roll, 2000, 2001, 2002

Lorri Anderson

- AVCA All-Region Team, 1985
- Metro Conference All-Tournament Team, 1985

Cary Beeson

- SEC Academic Honor Roll, 1993, 1994, 1995

Mariana Branquinho

- SEC Academic Honor Roll, 2003

Yajaira Cadet

- SEC Academic Honor Roll, 2003

Shonda Cole

- AVCA All-South Region Honorable Mention Team, 2005
- All-SEC Second Team, 2004, 2005

Amy Collinsworth

- SEC Academic Honor Roll, 1991, 1992, 1993

Dinelia Concepcion

- SEC Academic Honor Roll, 2005

Tammy Correll

- AVCA All-Region Team, 1988
- All-Metro Conference Team, 1988, 1990

Niece Curry

- AVCA All-South Region Team, 2002
- All-SEC First Team, 2002
- SEC Academic Honor Roll, 2002, 2003

Kim Deneve

- Metro Conference All-Tournament Team, 1988

Diane Denton

- All-Metro Conference Team, 1987
- Metro Conference All-Tournament Team, 1987

Stacy Donham

- SEC Academic Honor Roll, 1996, 1997

Lori Drost

- SEC All-Tournament Team, 1996

Berna Dwyer

- AVCA All-South Region Team, 2000
- AVCA All-South Region Honorable Mention Team, 2002
- All-SEC First Team, 2000
- All-SEC Second Team, 1999, 2001, 2002
- SEC Academic Honor Roll, 2001

Ashley Edlund

- AVCA All-District 4 Team, 1995, 1996, 1997, 1998
- All-SEC First Team, 1996, 1997, 1998
- All-SEC Second Team, 1995

- SEC All-Tournament Team, 1995, 1996
- CoSIDA District III Academic All-America Team, 1998
- SEC Academic Honor Roll, 1996, 1997, 1998
- USC Athlete of the Year, 1999

Kori Ermigarat

- All-SEC Second Team, 1994, 1995

Dee Dee Fortman

- SEC Academic Honor Roll, 1997

Katie Gerst

- All-SEC Second Team, 1994
- CoSIDA Academic All-America Team, 1994
- SEC Academic Honor Roll, 1993, 1994

Tami Green

- SEC Academic Honor Roll, 1991, 1992, 1993, 1994

Tina Grutsch

- SEC Academic Honor Roll, 1991, 1992

Jennifer Guess

- All-SEC Second Team, 1993
- SEC Academic Honor Roll, 1992, 1993

Sara Heri

- SEC Academic Honor Roll, 1998, 1999, 2000

Shellie Higgins

- Metro Conference Tournament MVP, 1984

Megan Hosp

- AVCA All-South Region Team, 2000, 2001, 2002
- All-SEC First Team, 2000, 2001, 2002

HONOR ROLL



Heather Larkin



Marija Milosevic



Crystal Moore



Cally Plummer



Libby Ralston



Cindy Robarge



Nadia Sefferovich



Danika Taylor



Lynae Vanden Hull

- CoSIDA District III Academic All-America Team, 2002
- SEC Academic Honor Roll, 2000, 2001, 2002

Kim Hudson

- SEC Coach of the Year, 1997

Lauren Hughes

- All-SCAIAW Team, 1976

Amy Iannocari

- All-SEC First Team, 1994
- SEC Academic Honor Roll, 1992, 1993, 1994

Crystal Johnson

- SEC Academic Honor Roll, 2005

Fernanda Laire

- SEC Academic Honor Roll, 1997

Heather Larkin

- AVCA All-South Region Team, 1996, 1997
- All-SEC First Team, 1995, 1996, 1997
- All-SEC Second Team, 1994

Vicki Mann

- All-SCAIAW Team, 1976

Nicole Miller

- SEC Academic Honor Roll, 2005

Marija Milosevic

- SEC All-Freshman Team, 2005

Terri Montoya

- Metro Conference All-Tournament Team, 1983, 1984

Crystal Moore

- All-SEC Second Team, 1997
- SEC Academic Honor Roll, 1999

Sarah Morgan

- SEC Academic Honor Roll, 2003, 2004, 2005

Julie Morrison

- All-Metro Conference Team, 1986
- Metro Conference All-Tournament Team, 1986

Kelly Morrow

- SEC Academic Honor Roll, 1994, 1995, 1996

Kami Nordgaard

- SEC Academic Honor Roll, 1998

Milica Perovic

- SEC Academic Honor Roll, 1999, 2001, 2002

Lee Anne Pieper

- SEC Academic Honor Roll, 1991

Stephanie Pflugaupt

- AVCA All-Region Team, 1988
- All-Metro Conference Team, 1988

Cally Plummer

- AVCA All-South Region Team, 2000, 2001, 2002
- All-SEC First Team, 1998, 2000, 2001
- All-SEC Second Team, 2002
- SEC Academic Honor Roll, 1999, 2000, 2001, 2002

Amy Pratt

- SEC Academic Honor Roll, 2002

Liz Price

- SEC Academic Honor Roll, 1999, 2000, 2001, 2002

Mandy Quarterman

- CoSIDA District III Academic All-America Team, 1998

- SEC Academic Honor Roll, 1998, 1999, 2000

Libby Ralston

- All-SEC Second Team, 1992
- All-Metro Conference Team, 1990
- SEC Academic Honor Roll, 1991, 1992

Cindy Robarge

- All-SEC Second Team, 1996
- SEC All-Tournament Team, 1995

Lori Rowe

- All-Metro Conference Team, 1983, 1984, 1985, 1986
- Metro Conference All-Tournament Team, 1983, 1984, 1985, 1986
- CoSIDA Academic All-America Team, 1984, 1986

Nadia Sefferovich

- All-SEC Second Team, 2001

Danika Taylor

- All-SEC Second Team, 1999

Jodi Thompson

- SEC Academic Honor Roll, 1992, 1993, 1994

Alexis Thomson

- SEC Academic Honor Roll, 2004, 2005

Erin Toburen

- SEC Academic Honor Roll, 1996, 1997

Lynae Vanden Hull

- SEC Freshman of the Year, 2003
- SEC Academic Honor Roll, 2003, 2004, 2005

Anna Wasilewska

- SEC Academic Honor Roll, 1994



COACHING RECORDS

YEARLY COACHING RECORDS

YEAR	HEAD COACH	OVERALL			CONFERENCE			FINISH	HONORS
		WON	LOST	PCT	WON	LOST	PCT		
1973	Violet Meade	10	8	.556	—	—	—	—	—
1974	Vivian Hamilton	10	11	.476	—	—	—	—	—
1975	Vivian Hamilton	10	12	.455	—	—	—	—	—
1976	Kathy Graham	21	14	.600	—	—	—	—	3rd SCAIAW Tournament
1977	Kathy Graham	47	9	.839	—	—	—	—	—
1978	Judy Martino	36	11	.766	—	—	—	—	1st SCAIAW Tournament
1979	Judy Martino	8	18	.308	—	—	—	—	—
1980	Judy Martino	9	21	.300	—	—	—	—	—
1981	Terrie Drake	13	23	.361	—	—	—	—	—
1982	Terrie Drake	13	25	.342	—	—	—	—	—
1983	Elaine Mozingo	34	4	.895	6	1	.857	2nd Metro	—
1984	Bonnie Kenny	28	8	.778	5	2	.714	3rd Metro	Metro Champs; NCAA 1st Round
1985	Bonnie Kenny	18	17	.514	5	1	.833	2nd Metro	—
1986	Bonnie Kenny	24	11	.686	5	1	.833	2nd Metro	—
1987	Bonnie Kenny	15	15	.500	3	3	.500	4th Metro	—
1988	Bonnie Kenny	24	12	.667	4	2	.667	3rd Metro	—
1989	Bonnie Kenny	15	15	.500	3	4	.429	5th Metro	—
1990	Bonnie Kenny	23	14	.622	3	4	.429	5th Metro	—
1991	Bonnie Kenny	13	24	.351	1	13	.071	10th SEC	—
1992	Bonnie Kenny	11	21	.344	1	13	.071	9th SEC	—
1993	Kim Hudson	15	18	.455	4	10	.286	7th SEC	—
1994	Kim Hudson	24	12	.667	8	6	.571	4th SEC	—
1995	Kim Hudson	21	11	.656	8	6	.571	3rd SEC East	NCAA 2nd Round
1996	Kim Hudson	22	8	.733	10	4	.714	2nd SEC East	—
1997	Kim Hudson	21	8	.724	11	3	.786	2nd SEC East	NCAA 2nd Round
1998	Kim Hudson	21	11	.656	8	6	.571	2nd SEC East	NCAA 1st Round
1999	Kim Hudson	14	12	.538	8	6	.571	2nd SEC East	—
2000	Kim Hudson	22	7	.759	12	2	.857	2nd SEC East	NCAA 2nd Round
2001	Kim Hudson	20	6	.769	10	4	.714	2nd SEC East	NCAA 1st Round
2002	Kim Hudson	22	7	.759	14	2	.875	2nd SEC East	NCAA 2nd Round
2003	Kim Hudson	12	18	.400	6	10	.375	4th SEC East	—
2004	Kim Hudson	12	15	.444	5	11	.313	4th SEC East	—
2005	Nancy Somera	13	14	.481	5	11	.313	5th SEC East	—
TOTALS	33 YEARS	621	440	.585	145	125	.537	1 CONFERENCE TITLE; 7 NCAA SHOWINGS	

NOTES ON SOUTH CAROLINA VOLLEYBALL

The first South Carolina volleyball team was organized in 1967, however, no records are available from that year or the five years thereafter. Violet Meade is believed to have served as the head coach from 1967 to 1973. USC had no conference affiliation until 1983 when it became a member of the Metro Conference. USC competed in the South Carolina Association of Intercollegiate Athletics for Women for an unknown period of time prior to joining the Metro. The Gamecocks joined the Southeastern Conference in 1991, and the league split into two divisions, East and West, in 1995. USC's lone conference title in 1984 came by winning the Metro Conference Tournament.

COACHING SUMMARIES

AT USC	YRS	HEAD COACH	OVERALL			CONFERENCE		
			WON	LOST	PCT	WON	LOST	PCT
1973	1	Violet Meade	10	8	.556	—	—	—
1974-75	2	Vivian Hamilton	20	23	.465	—	—	—
1976-77	2	Kathy Graham	68	23	.747	—	—	—
1978-80	3	Judy Martino	53	50	.515	—	—	—
1981-82	2	Terrie Drake	26	48	.351	—	—	—
1983	1	Elaine Mozingo	34	4	.895	6	1	.857
1984-92	9	Bonnie Kenny	171	137	.555	30	43	.411
1993-04	12	Kim Hudson	226	133	.630	104	70	.598
2005	1	Nancy Somera	13	14	.481	5	11	.313
TOTALS	33	9 COACHES	621	440	.585	145	125	.537



Nancy Somera
2005-Present



Kim Hudson
1993-04

ALL-TIME LETTERWINNERS



— A A A —

Shani Abshier 1994-95-96-97
 Maureen Ahern 1979
 Sam Alban 1999-00-01-02
 Ann Anderson 1979-80
 Corri Anderson 1984
 Susan Anderson 1985-86

— B B B —

Cary Beeson 1992-93-94-95
 Darlene Benson 1976
 Sandy Benson 1977
 Nancy Bogedin 1982-83
 Lee Branch 1975
 Mariana Branquinho 2000-01-02-03
 Amy Benson 2002-03
 Kim Brown 1981-82-83-84
 Star Burdell 1976-77-78-79
 Patty Butler 1985-86

— C C C —

Yajaira Cadet 2001-02
 Louann Call 1981-82
 Caryn Case 1988-89-90-91
 Midge Cloer 1975
 Beth Coblentz 1979-80
 Shonda Cole 2003-04-05
 Amy Collinsworth 1990-91-92-93
 Mary Colson 1981-82
 Dinelia Concepcion 2005
 Becky Cooper 1987-88
 Linda Copeland 1975-76-77
 Tammy Correll 1987-88-89-90
 Mary Coumo 1979
 Niece Curry 2001-02-03

— D D D —

Telettha Deleveaux 1981-82
 Kim DeNeve 1986-87-88-89
 Diane Denton 1985-86-87-88
 Stacy Donham 1995-96-97
 Blaine Dougherty 1988
 Robin Drain 1975-76-77
 Debra Drost 1989
 Lori Drost 1994-95-96-97
 Berna Dwyer 1999-00-01-02

— E E E —

Ashley Edlund 1995-96-97-98
 Kori Ermigarat 1994-95
 Andie Evans 2004
 Kim Evans 1977-78-80-81

— F F F —

Sue Fedinec 1985-86
 Leslie Fern 1978-79-80
 Andy Filbeck 1998
 Lauren Ford 2003-04-05
 Dee Dee Fortman 1995-97

— G G G —

Katie Gerst 1992-93-94
 Annette Gibson 1975
 Tami Green 1990-92-93-94
 Theresa Green 1979-80-81-82
 Ramona Griffith 1990-92-94
 Cheryl Grindle 1975-76-77
 Tina Grutsch 1989-90-91-92
 Jennifer Guess 1990-91-92-93
 Lisa Guetzkow 1988

— H H H —

Deana Hagaman 1988-89-90
 Leslie Henry 1985-86
 Sara Heri 1997-98-99-00
 Shelli Higgins 1983-84-85
 Alexis Homer 1979-80
 Megan Hosp 1999-00-01-02
 Katie Howard 1979
 Renee Howard 1984-85
 Lauren Hughes 1975-76-77

— I I I —

Amy Iannocari 1991-92-93-94

— J J J —

Lindi James 1980-81
 Crystal Johnson 2004-05

— L L L —

Mary Lee Ladue 1980-81-82-83
 Fernanda Lares 1996-97
 Heather Larkin 1994-95-96-97
 Patricia Little 1982
 Susan Little 1982-83
 Petra Lorenzi 2005

— M M M —

Gloria Mack 1979-80-81-82
 Nia Mackie 1998-99-00-01
 Carol Madsen 1982
 Vicki Mann 1975-76-77
 Patti McClellan 1977-78-79
 Debbie McClure 1980-81-82
 Colleen McKenzie 1985-86-87-88
 Meredith McQue 1993
 Sherry Messinger 1976-77
 Nicole Miller 2002-03-04-05
 Marija Milosevic 2005
 Diane Mitchell 1990-91-92-93
 Teri Montoya 1983-84-85
 Crystal Moore 1997-98-99
 Sarah Morgan 2002-03-04-05
 Julie Morrison 1984-85-86-87
 Kelly Morrow 1993-94-95-96
 Lora Myers 1987-88-89-90

— N N N —

Julie Neiser 1999-00
 Kami Nordgaard 1997-98

— O O O —

Erin O'Donnell 1997

— P P P —

Katelyn Panzau 2003-04
 Milica Perovic 1998-99-00-01
 Stephanie Pflughaupt 1986-87-88-89
 Lee Anne Pieper 1990-91
 Cally Plummer 1998-00-01-02
 Renee Polusky 1989
 Amy Pratt 2001-02
 Liz Price 1998-99-00-01

— Q Q Q —

Mandy Quarterman 1997-98-99-00

— R R R —

Libby Ralston 1990-91-92-93
 Shelly Raptis 1983
 Cindy Renken 1980
 Pam Reutebuch 1979-80
 Leslie Rhodes 1985-86
 Carolyn Rivers 2005
 Cindy Robarge 1995-96-97-98
 Cindy Roe 1983
 Tami Rose 1987
 Lori-Ann Rowe 1983-84-85-86

— S S S —

Belita Salters 2005
 Iris Santos 2003-04-05
 Kendyl Schaefer 1986-87-88
 Amy Skidmore 1988-89-90-91
 Tiffany Sohrweid 1989
 Nadia Sefferovich 2000-01-02
 Kathryn Stephenson 1996
 Lyndy Stevens 1995-96
 Penny Stone 1988

— T T T —

Danika Taylor 1998-99
 Verdell Taylor 1976-77
 Alexcis Thomson 2003-04-05
 Jodi Thompson 1991-92-93-94
 Stacy Thompson 1989-90
 Erin Toburen 1995-96

— V V V —

Lynae Vanden Hull 2003-04-05
 Toni Venturini 1984-85
 Margo Vernier 1982-83-84-85

— W W W —

Anna Wasilewska 1993-94
 Kim Weaver 1981-82-83
 Jennifer Wenzell 1988
 Bridget White 2001-02
 Caitlin Withers 2004



ALL-TIME CONFERENCE STANDINGS

METRO



1983

Team	MC	Pct.	All	Pct.
Florida State	7-0	1.000	31-6	.838
South Carolina	6-1	.857	34-4	.895
Louisville	5-2	.714	33-19	.635
Cincinnati	4-3	.571	30-15	.667
Tulane	3-4	.429	23-16	.590
Memphis	2-5	.286	15-18	.455
Virginia Tech	1-6	.143	28-14	.667
Southern Miss	0-7	.000	2-29	.065

1984

Team	MC	Pct.	All	Pct.
Louisville	7-0	1.000	29-12	.707
Florida State	6-1	.857	20-13	.606
South Carolina	5-2	.714	28-8	.778
Memphis	3-4	.429	21-16	.568
Cincinnati	3-4	.429	10-18	.357
Tulane	2-5	.286	18-15	.545
Virginia Tech	2-5	.286	16-20	.444
Southern Miss	0-7	.000	9-25	.265

1985

Team	MC	Pct.	All	Pct.
Florida State	5-1	.833	22-10	.688
South Carolina	5-1	.833	18-17	.514
Louisville	5-1	.833	18-19	.486
Memphis	3-3	.500	15-19	.441
Southern Miss	2-4	.333	26-20	.565
Cincinnati	1-5	.167	4-28	.125
Virginia Tech	0-6	.000	15-19	.441

1986

Team	MC	Pct.	All	Pct.
Florida State	6-0	1.000	24-11	.686
South Carolina	5-1	.833	24-11	.686
Cincinnati	4-2	.667	16-15	.516
Virginia Tech	3-3	.500	23-14	.622
Louisville	2-4	.333	17-25	.405
Memphis	1-5	.167	17-17	.500
Southern Miss	0-6	.000	15-25	.375

1987

Team	MC	Pct.	All	Pct.
Florida State	6-0	1.000	22-11	.667
Cincinnati	5-1	.833	26-8	.765
Memphis	4-2	.667	21-16	.568
South Carolina	3-3	.500	15-15	.500
Louisville	2-4	.333	14-15	.483
Virginia Tech	1-5	.167	15-18	.455
Southern Miss	0-6	.000	12-23	.343

1988

Team	MC	Pct.	All	Pct.
Cincinnati	5-1	.833	24-5	.828
Florida State	5-1	.833	22-7	.759
South Carolina	4-2	.667	21-10	.677
Louisville	3-3	.500	15-13	.536
Memphis	3-3	.500	23-17	.575
Virginia Tech	1-5	.167	11-18	.379
Southern Miss	0-6	.000	13-16	.448

1989

Team	MC	Pct.	All	Pct.
Florida State	7-0	1.000	27-4	.871
Memphis	5-2	.714	25-14	.641
Cincinnati	5-2	.714	20-14	.588
Louisville	5-2	.714	20-11	.645
South Carolina	3-4	.429	15-15	.500
Tulane	2-5	.286	15-17	.469
Virginia Tech	1-6	.143	24-14	.632
Southern Miss	0-7	.000	20-25	.444

1990

Team	MC	Pct.	All	Pct.
Memphis	7-0	1.000	30-9	.769
Florida State	6-1	.857	25-10	.714
Louisville	5-2	.714	22-8	.733
Cincinnati	4-3	.571	22-16	.579
South Carolina	3-4	.429	23-14	.622
Tulane	2-5	.286	19-13	.594
Virginia Tech	1-6	.143	16-18	.471
Southern Miss	0-7	.000	24-16	.600

SEC



1991

Team	SEC	Pct.	All	Pct.
LSU	13-1	.929	35-1	.972
Florida	13-1	.929	35-5	.875
Georgia	12-2	.857	28-8	.778
Kentucky	8-6	.571	24-13	.649
Auburn	7-7	.500	22-13	.629
Alabama	5-9	.357	14-18	.438
Mississippi	4-10	.286	13-18	.419
Tennessee	4-10	.286	12-17	.414
Mississippi State	3-11	.214	15-20	.429
South Carolina	1-13	.071	13-24	.351

1992

Team	SEC	Pct.	All	Pct.
Florida	14-0	1.000	34-2	.944
LSU	12-2	.857	26-9	.743
Georgia	10-4	.714	24-9	.727
Kentucky	10-4	.714	25-9	.735
Tennessee	8-6	.571	13-14	.481

Auburn	8-6	.571	11-19	.367
Alabama	4-10	.286	10-22	.313
Mississippi	3-11	.214	11-23	.324
South Carolina	1-13	.071	11-21	.344
Mississippi State	0-14	.000	17-16	.515

1993

Team	SEC	Pct.	All	Pct.
Florida	14-0	1.000	33-4	.892
Kentucky	12-2	.857	29-4	.879
Georgia	12-2	.857	29-6	.829
LSU	8-6	.571	21-16	.568
Tennessee	7-7	.500	18-13	.581
Auburn	7-7	.500	15-15	.500
South Carolina	4-10	.286	15-18	.455
Mississippi State	4-10	.286	15-19	.441
Alabama	2-12	.143	17-21	.447
Mississippi	0-14	.000	3-28	.097

1994

Team	SEC	Pct.	All	Pct.
Florida	13-1	.929	28-6	.824
Georgia	12-2	.857	26-9	.743
Arkansas	10-5	.667	19-17	.528
South Carolina	8-6	.571	24-12	.667
Kentucky	8-6	.571	13-21	.382
Alabama	8-7	.533	21-14	.600
Auburn	6-9	.400	16-15	.516
Mississippi	6-9	.400	9-20	.310
LSU	4-11	.267	8-23	.258
Mississippi State	3-12	.200	12-20	.375
Tennessee	2-12	.143	10-21	.323

1995

Eastern Division

Team	SEC	Pct.	All	Pct.
Florida	14-0	1.000	35-2	.946
Georgia	11-3	.786	21-9	.700
South Carolina	8-6	.571	21-11	.656
Kentucky	7-7	.500	10-18	.357
Tennessee	0-14	.000	7-25	.219

Western Division

Team	SEC	Pct.	All	Pct.
Arkansas	11-4	.733	25-15	.625
LSU	8-7	.533	20-12	.625
Auburn	7-8	.467	16-13	.552
Alabama	7-8	.467	24-10	.706
Mississippi	4-11	.267	17-17	.500
Mississippi State	3-12	.200	16-18	.471

1996

Eastern Division

Team	SEC	Pct.	All	Pct.
Florida	14-0	1.000	37-2	.949
South Carolina	10-4	.714	22-8	.733
Kentucky	8-6	.571	12-20	.375
Tennessee	6-8	.429	17-16	.515
Georgia	3-11	.214	12-18	.400

Western Division

Team	SEC	Pct.	All	Pct.
Arkansas	11-4	.733	26-11	.703
Auburn	11-4	.733	22-9	.710

ALL-TIME CONFERENCE STANDINGS



Mississippi	7-8	.467	19-11	.633
LSU	6-9	.400	10-20	.333
Mississippi State	3-12	.200	18-19	.486
Alabama	1-14	.067	5-31	.139

1997

Eastern Division

Team	SEC	Pct.	All	Pct.
Florida	14-0	1.000	34-4	.895
South Carolina	11-3	.786	21-8	.724
Georgia	10-4	.714	20-12	.625
Tennessee	5-9	.357	15-19	.441
Kentucky	4-10	.286	14-16	.467

Western Division

Team	SEC	Pct.	All	Pct.
Arkansas	13-2	.867	30-6	.833
Auburn	11-4	.733	20-9	.690
Mississippi	7-8	.467	12-18	.400
Mississippi State	4-11	.267	12-22	.353
Alabama	2-13	.133	9-23	.281
LSU	0-15	.000	9-21	.300

1998

Eastern Division

Team	SEC	Pct.	All	Pct.
Florida	14-0	1.000	35-3	.921
South Carolina	8-6	.571	21-11	.656
Georgia	8-6	.571	14-14	.500
Tennessee	7-7	.500	19-10	.655
Kentucky	6-8	.429	16-14	.533

Western Division

Team	SEC	Pct.	All	Pct.
Arkansas	14-1	.933	29-6	.829
Auburn	9-6	.600	22-9	.710
Mississippi State	5-10	.333	9-20	.310
LSU	5-10	.333	15-16	.484
Alabama	2-13	.133	14-18	.438
Mississippi	2-13	.133	9-23	.281

1999

Eastern Division

Team	SEC	Pct.	All	Pct.
Florida	14-0	1.000	33-3	.917
South Carolina	8-6	.571	14-12	.538
Tennessee	8-6	.571	19-13	.594
Kentucky	6-8	.429	16-15	.516
Georgia	5-9	.357	10-16	.385

Western Division

Team	SEC	Pct.	All	Pct.
Arkansas	14-1	.933	30-7	.811
Auburn	8-7	.533	19-11	.633
Alabama	7-8	.467	17-15	.531
LSU	7-8	.467	17-15	.531
Mississippi State	2-13	.133	11-16	.407
Mississippi	1-14	.067	10-19	.345

2000

Eastern Division

Team	SEC	Pct.	All	Pct.
Florida	14-0	1.000	29-4	.879
South Carolina	12-2	.857	22-7	.759
Tennessee	9-5	.643	23-10	.697

Georgia	5-9	.357	15-15	.500
Kentucky	3-11	.214	6-21	.222

Western Division

Team	SEC	Pct.	All	Pct.
Alabama	11-4	.733	22-8	.733
Arkansas	9-6	.600	16-14	.533
LSU	6-9	.400	15-17	.469
Mississippi	5-10	.333	15-16	.484
Mississippi State	3-12	.200	16-14	.533
Auburn	3-12	.200	13-16	.448

2001

Eastern Division

Team	SEC	Pct.	All	Pct.
Florida	14-0	1.000	28-2	0.933
South Carolina	10-4	.714	20-6	.769
Tennessee	7-7	.500	16-11	.593
Kentucky	6-8	.429	13-15	.464
Georgia	5-9	.357	11-14	.440

Western Division

Team	SEC	Pct.	All	Pct.
Arkansas	12-3	.800	21-12	.636
LSU	10-5	.667	16-11	.593
Alabama	10-5	.667	22-9	.710
Mississippi State	3-12	.200	8-17	.320
Mississippi	3-12	.200	7-18	.280
Auburn	0-15	.000	1-26	.037

2002

Eastern Division

Team	SEC	Pct.	All	Pct.
Florida	16-0	1.000	34-3	.919
South Carolina	14-2	.875	22-7	.759
Georgia	8-8	.500	20-15	.571
Tennessee	8-8	.500	20-11	.645
Kentucky	6-10	.375	13-18	.419

Western Division

Team	SEC	Pct.	All	Pct.
Arkansas	14-2	.875	27-6	.818
LSU	9-7	.563	17-11	.607
Alabama	8-8	.500	19-15	.559
Mississippi	4-12	.250	11-17	.393
Mississippi State	1-15	.063	10-20	.333
Auburn	0-16	.000	1-27	.036

2003

Eastern Division

Team	SEC	Pct.	All	Pct.
Florida	16-0	1.000	36-2	.947
Tennessee	10-6	.625	22-9	.710
Georgia	10-6	.625	18-13	.581
South Carolina	6-10	.375	12-18	.400
Kentucky	6-10	.375	14-18	.438

Western Division

Team	SEC	Pct.	All	Pct.
Arkansas	15-1	.938	27-7	.794
Alabama	11-5	.688	18-13	.581
LSU	6-10	.375	11-19	.367
Mississippi	5-11	.313	7-24	.226
Mississippi State	2-14	.125	3-23	.115
Auburn	1-15	.063	10-18	.357

2004

Eastern Division

Team	SEC	Pct.	All	Pct.
Florida	15-1	.938	28-5	.848
Tennessee	15-1	.938	32-3	.914
Georgia	9-7	.563	18-12	.600

South Carolina

5-11	.313	12-15	.444
-------------	-------------	--------------	-------------

Kentucky	3-13	.188	12-18	.400
----------	------	------	-------	------

Western Division

Team	SEC	Pct.	All	Pct.
Arkansas	10-6	.625	17-16	.515
Alabama	10-6	.625	21-9	.700
LSU	8-8	.500	17-12	.586
Auburn	6-10	.375	11-16	.407
Mississippi State	5-11	.313	14-16	.467
Ole Miss	2-14	.125	10-18	.357

2005

Eastern Division

Team	SEC	Pct.	All	Pct.
Florida	15-1	.938	33-3	.917
Tennessee	13-3	.813	25-9	.735
Kentucky	10-6	.625	17-12	.586
South Carolina	5-11	.313	13-14	.481
Georgia	5-11	.313	10-18	.357

Western Division

Team	SEC	Pct.	All	Pct.
LSU	11-5	.688	21-8	.724
Arkansas	11-5	.688	21-12	.636
Alabama	9-7	.563	23-11	.676
Mississippi State	6-10	.375	15-12	.556
Auburn	2-14	.125	8-16	.333
Mississippi	1-15	.063	7-22	.241



Former head coach Bonnie Kenny led USC to the league tournament final in its first four years with the Metro Conference.



YEARLY RESULTS

The first South Carolina volleyball team was organized in 1967, however, no records are available from that year or the five years thereafter. Violet Meade is believed to have served as the head coach for the Gamecocks from 1967 to 1973.

1973

Record: 10-8

Coach: Violet Meade

Date	H/A/N	Opponent	Game Scores	W/L
No records located				

1974

Record: 10-11

Coach: Vicki Hamilton

Date	H/A/N	Opponent	Game Scores	W/L
—	N1	Tennessee	4-15, 12-15	L

Records incomplete

1=East Tennessee State Invitational (Johnson City, Tenn.)

1975

Record: 10-12

Coach: Vicki Hamilton

Date	H/A/N	Opponent	Game Scores	W/L
—	—	Coastal Carolina	15-5, 15-8	W
—	—	Charleston	15-12, 15-12	W
—	—	Erskine	15-11, 15-5	W
—	—	Erskine	15-12, 15-12	W
—	—	Erskine	15-8, 10-15, 16-14	W
—	—	Lander	15-9, 15-1	W
—	—	Francis Marion	16-14, 15-11	W
—	—	Francis Marion	15-10, 15-5	W
—	—	St. Andrews	11-15, 15-10, 15-9	W
—	—	West Georgia	15-9, 15-11	W
—	—	Charleston	15-17, 9-15	L
—	—	Winthrop	3-15, 10-15	L
—	—	Winthrop	17-15, 12-15, 13-15	L
—	—	Winthrop	5-15, 9-15	L
—	—	East Carolina	15-8, 11-15, 12-15	L
—	—	High Point	10-15, 3-15	L
—	—	N.C. State	8-15, 13-15	L
—	—	Appalachian State	8-15, 15-11, 8-15	L
—	—	Appalachian State	4-15, 5-15	L
—	—	Shorter	15-12, 8-15, 11-15	L
—	—	East Tennessee State	15-7, 3-15, 7-15	L
—	—	Georgia	15-7, 3-15, —	L

Records not necessarily in chronological order

1976

Record: 21-14

Coach: Vicki Hamilton

Date	H/A/N	Opponent	Game Scores	W/L
—	—	Charleston	11-15, 16-14, 15-11	W
—	—	Winthrop	15-7, 13-15, 8-15	L
—	—	N.C. State	6-15, 16-14, 11-15	L
—	—	Erskine	15-3, 15-13	W
—	—	Lander	15-9, 15-3	W
—	—	Lander	15-0, 15-2	W
—	—	Francis Marion	15-10, 15-4	W
—	—	Winthrop	10-15, 13-15	L
—	—	Appalachian State	15-10, 9-15, 10-15	L
—	—	Charleston	8-15, 6-15	L
—	—	Winthrop	11-15, 7-15	L
10/22-23	N1	Valdosta State	16-14, 15-2	W
10/22-23	N1	Tennessee	15-10, 3-15, 15-5	W
10/22-23	N1	Mississippi State	12-15, 15-9, 11-15	L
10/22-23	N1	Georgia	7-15, 15-12, 8-15	L
10/22-23	N1	Florida State	7-15, 15-13, 11-15	L
10/29-30	N2	Winthrop	15-7, 16-14	W
10/29-30	N2	North Carolina	3-15, 17-15, 5-15	L

10/29-30	N2	Wake Forest	11-15, 15-9, 5-15	L
10/29-30	N2	Western Carolina	15-11, 15-7	W
—	—	Coker	15-7, 15-5	W
—	—	Charleston	15-13, 15-7	W
—	—	Limestone	15-10, 15-4	W
—	—	Converse	15-5, 15-1	W
—	—	Coastal Carolina	15-0, 15-6	W
—	—	Erskine	15-9, 15-2	W
—	—	Charleston	15-3, 13-15, 6-15	L
—	—	Columbia	15-0, 15-10	W
—	—	Lander	15-7, 15-3	W
—	—	Benedict	15-6, 15-1	W
—	—	Francis Marion	15-17, 15-9, 15-6	W
—	—	Winthrop	15-12, 10-15, 9-15	L
—	—	Coastal Carolina	17-15, 15-3	W
—	—	Erskine	15-7, 15-11	W
—	—	Winthrop	5-15, 4-15	L

1=Athens Invitational (Athens, Ga.); 2=Appalachian State Invitational (Boone, N.C.)

1977

Record: 47-9

Coach: Kathy Graham

Date	H/A/N	Opponent	Game Scores	W/L
—	—	Clemson	15-3, 15-7	W
—	—	Clemson	15-5, 15-3	W
10/14-15	A1	Florida State	15-11, 11-15, 15-12	W
10/15	N1	North Carolina	3-15, 8-15	L
—	N2	Florida State	15-9, 7-15, 15-8	W
—	N3	Florida State	15-7, 15-9	W
11/18-19	N4	North Carolina	2-15, 7-15	L
11/18-19	N4	North Carolina	12-15	L

Records incomplete

1=Florida State Invitational (Tallahassee, Fla.); 2=Georgia Invitational (Athens, Ga.); 3=West Georgia Invitational (Carrollton, Ga.); 4=AIAW Regional Tournament (Harrisonburg, Va.)

1978

Record: 36-11

Coach: Judy Martino

Date	H/A/N	Opponent	Game Scores	W/L
9/26	—	Clemson	15-11, 15-8	W
9/26	—	Winthrop	15-5, 9-15, 14-16	L
9/30	—	Charleston	12-15, 15-7, 15-9	W
9/30	—	Charleston	15-11, 9-15, 14-16	L
10/3	—	Erskine	16-14, 15-3	W
10/3	—	Erskine	16-14, 15-9	W
10/6	H1	East Carolina	15-12, 15-4	W
10/6	H1	Erskine	15-7, 15-2	W
10/6	H1	Charleston	14-16, 15-11, 15-10	W
10/7	H1	Charleston	15-9, 15-12	W
10/7	H1	East Carolina	15-13, 15-6	W
10/7	H1	East Carolina	15-12, 15-8	W
10/7	H1	Charleston	15-12, 8-15, 11-15	L
10/13	N2	Florida Southern	13-15, 15-11, 15-6	W
10/13	N2	New Orleans	15-8, 8-15, 16-14	W
10/13	A2	Florida State	14-16, 13-15	L
10/13	N2	Tennessee	16-18, 8-15	L
10/14	N2	North Carolina	15-10, 15-5	W
10/14	A2	Florida State	15-18, 10-15, 15-8	W
10/14	N2	Tennessee	15-10, 15-10	W
10/14	N2	Miami-Dade South	8-15, 3-15	L
10/17	—	Charleston	16-14, 15-8	W
10/17	—	Columbia	15-3, 15-0	W
10/20	N3	Concord	15-3, 15-12	W
10/20	N3	Catawba	15-2, 15-4	W
10/21	N3	East Carolina	15-7, 7-15, 15-6	W
10/21	N3	Louisburg	15-3, 15-7	W

YEARLY RESULTS



10/21	N3	Winthrop	15-9, 15-7	W
10/27	N4	Miami (Fla.)	15-10, 15-6	W
10/27	N4	Mississippi State	15-6, 7-15, 15-6	W
10/27	N4	Florida Southern	15-11, 15-12	W
10/27	N4	Florida Tech	7-15, 6-15	L
10/28	A4	Jacksonville	16-14, 15-4	W
10/28	N4	Miami-Dade South	15-11, 5-15, 15-12	W
10/28	N4	Florida Tech	10-15, 8-15	L
10/31	—	Francis Marion	15-2, 15-6	W
10/31	—	Erskine	15-7, 15-7	W
11/3	N5	Valdosta State	15-10, 15-6	W
11/3	N5	Covenant	15-2, 15-10	W
11/3	A5	West Georgia	15-11, 15-3	W
11/4	N5	Berry	15-7, 15-7	W
11/4	N5	Auburn	15-3, 15-10	W
11/4	N5	Georgia	15-1, 11-15, 15-10, 17-15	W
11/11	6	Clemson	15-3, 15-10, 15-10	W
11/17	N7	Northern Kentucky	11-15, 4-15	L
11/17	N7	North Carolina	15-17, 10-15	L
11/17	N7	Duke	11-15, 15-0, 11-15	L

1=Carolina Invitational (Columbia, S.C.); **2**=Lady Seminole Invitational (Tallahassee, Fla.); **3**=Appalachian State Invitational (Boone, N.C.); **4**=Jacksonville Invitational (Jacksonville, Fla.); **5**=West Georgia Invitational (Carrollton, Ga.); **6**=AIAW State Tournament; **7**=AIAW Regional Tournament (Durham, N.C.)

1979

Record: 8-18

Coach: Judy Martino

Date	H/A/N	Opponent	Game Scores	W/L
9/21	N1	Florida State	6-15, 8-15	L
9/21	N1	Central Florida	8-15, 0-15	L
9/21	N1	Mississippi Univ. for Women	9-15, 9-15	L
9/21	A1	Alabama	4-15, 6-15	L
10/5	H2	Georgia	15-9, 7-15, 15-17	L
10/5	H2	Kentucky	9-15, 9-15	L
10/5	H2	East Carolina	18-16, 6-15, 14-16	L
10/5	H2	N.C. State	6-15, 10-15	L
10/12	N3	Miami (Fla.)	9-15, 10-15	L
10/12	N3	Lake City CC	15-13, 11-15, 15-10	W
10/12	N3	Tennessee	6-15, 6-15	L
10/17	H	Clemson	15-8, 15-10	W
10/17	H	Charleston	0-15, 9-15	L
10/20	N4	Tennessee Tech	15-6, 6-15, 15-8	W
10/20	A4	Tennessee	8-15, 15-6, 5-15	L
10/20	N4	Northern Kentucky	7-15, 15-7, 7-15, 8-15	W
10/20	N4	Duke	15-10	W
10/26	N5	Georgetown	7-15, 9-15	L
10/27	N5	Pittsburgh	9-15, 10-15	L
10/27	N5	Princeton	15-8, 15-6	W
10/27	N5	Delaware	15-11, 16-14	W
10/27	N5	East Carolina	15-7, 16-14	W
10/27	N5	Catholic	15-10, 10-15, 13-15	L
11/7	N6	Winthrop	7-15, 15-12, 9-15	L
11/7	A	Charleston	15-8, 15-11	W
11/10	N7	Clemson	4-15, 5-15, 6-15	L

1=Alabama Invitational (Tuscaloosa, Ala.); **2**=Carolina Classic (Columbia, S.C.); **3**=Florida State Invitational (Tallahassee, Fla.); **4**=Tennessee Invitational (Knoxville, Tenn.); **5**=Maryland Invitational (College Park, Md.); **6**=Charleston, S.C.; **7**=AIAW State Tournament (Florence, S.C.)

1980

Record: 9-21

Coach: Judy Martino

Date	H/A/N	Opponent	Game Scores	W/L
9/16	A	Winthrop	14-16, 9-15, 16-14, 9-15	L
9/19	N1	Miami (Fla.)	9-15, 18-16, 5-15	L
9/19	N1	Clemson	16-14, 15-6	W

9/19	N1	Mississippi Univ. for Women	7-15, 14-16	L
9/20	A1	Alabama	15-13, 10-15, 15-10	W
9/26	N2	Indiana	13-15, 6-15	L
9/26	N2	Northern Kentucky	5-15, 5-15	L
9/26	N2	North Carolina	7-15, 15-17	L
9/26	N2	Tennessee-Martin	15-6, 15-8	W
10/3	H3	Tennessee	15-5, 8-15, 15-7	L
10/3	H3	East Carolina	15-10, 15-11	W
10/3	H3	Charleston	15-10, 16-14	W
10/3	H3	North Carolina	6-15, 10-15	L
10/4	H3	Tennessee	2-15, 4-15	L
10/4	H3	N.C. State	13-15, 7-15	L
10/4	H3	Memphis	3-15, 15-13, 15-10	W
10/7	A	Clemson	9-15, 15-7, 11-15, 15-11, 15-4	W
10/10	N4	Miami-Dade South	7-15, 7-15	L
10/10	N4	Flagler	15-3, 15-1	W
10/10	N4	Central Florida	7-15, 9-15	L
10/11	N4	Tennessee	11-15, 10-15	L
10/16	H	Charleston	5-15, 15-17, 8-15	L
10/20	H	Clemson	15-11, 13-15, 10-15	L
10/24	N5	George Washington	15-10, 12-15, 11-15	L
10/24	N5	West Virginia	15-8, 11-15, 15-8	W
10/24	N5	Duke	10-15, 7-15	L
10/24	A5	Maryland	10-15, 15-12, 8-15	L
10/25	N5	Pittsburgh	3-15, 15-13, 7-15	L
11/4	A	Charleston	15-5, 9-15, 15-14, 8-15, 8-15	L
11/8	N6	Clemson	3-15, 3-15, 8-15	L

1=Alabama Invitational (Tuscaloosa, Ala.); **2**=Eastern Kentucky Invitational (Richmond, Ky.); **3**=Carolina Classic (Columbia, S.C.); **4**=Lady Seminole Invitational (Tallahassee, Fla.); **5**=Maryland Invitational (College Park, Md.); **6**=AIAW State Tournament (Florence, S.C.)

1981

Record: 13-23

Coach: Terrie Drake

Date	H/A/N	Opponent	Game Scores	W/L
9/11	H	Georgia	15-13, 9-15, 5-15	L
9/12	N1	Clemson	2-15, 3-15	L
9/25	A2	Kentucky	2-15, 1-15	L
9/25	N2	Central Florida	11-15, 10-15	L
9/25	N2	Alabama	14-16, 10-15	L
9/26	N2	Northwestern	3-15, 1-15	L
9/26	N2	Memphis	15-13, 7-15, 5-15	L
10/2	H3	Virginia Tech	—	W
10/2	H3	Morehead State	15-12, 15-8	W
10/3	H3	Tennessee	16-18, 15-12, 15-13	W
10/3	H3	Georgia	15-13, 10-15, 6-15	L
10/9	N4	North Carolina	1-15, 1-15	L
10/9	N4	Alabama	2-15, 3-15	L
10/9	A4	Florida State	4-15, 8-15	L
10/10	N4	UAB	15-12, 16-14	W
10/10	N4	Jacksonville	15-11, 15-4	W
10/16	N5	Alabama	7-15, 12-15	L
10/16	N5	Tulane	5-15, 15-17	L
10/17	N5	Miami (Fla.)	7-15, 7-15	L
10/27	A	Clemson	15-12, 7-15, 9-15, 10-15	L
11/7	H	Winthrop	15-4, 15-7	W
11/7	H	Clemson	2-15, 15-8, 6-15	L
11/7	H	Charleston	—	—
11/12	A	Tennessee	12-15, 15-9, 10-15	L
11/13	N6	Clemson	15-17, 15-9, 5-15, 10-15	L
11/13	A6	Tennessee	15-10, 8-15, 9-15	L
11/14	N6	Clemson	15-6, 15-4, 15-4	W

Records incomplete

1=UNC-Asheville Invitational (Asheville, N.C.); **2**=Kentucky Classic (Lexington, Ky.); **3**=Carolina Classic (Columbia, S.C.); **4**=Lady Seminole Invitational (Tallahassee, Fla.); **5**=Central Florida Invitational (Orlando, Fla.); **6**=Smoky Mountain Classic (Knoxville, Tenn.)



YEARLY RESULTS

1982

Record: 13-25

Coach: Terrie Drake

Date	H/A/N	Opponent	Game Scores	W/L
9/10	N1	Mars Hill	15-2, 16-18, 15-3	W
9/10	N1	High Point	12-15, 15-3, 15-7	W
9/10	N1	East Tennessee State	9-15, 17-15, 15-6	W
9/10	N1	Georgia	8-15, 13-15	L
9/17	A	Winthrop	14-16, 15-17	L
9/17	N2	High Point	15-5, 9-15, 7-15	L
9/21	A	Clemson	2-15, 14-16, 15-9, 7-15	L
9/24	N3	Morehead State	7-15, 15-10, 0-15	L
9/24	N3	Eastern Illinois	9-15, 16-14, 9-15	L
9/25	N3	School of Craft CC	14-16, 15-13, 16-18	L
9/25	N3	Louisville	4-15, 9-15	L
9/25	N3	Kent State	15-9, 15-3	W
10/1	H4	Charlotte	15-7, 15-12	W
10/1	H4	Francis Marion	15-5, 15-3	W
10/1	H4	N.C. State	11-15, 12-15	L
10/1	H4	Charleston	15-6, 15-4	W
10/2	H4	Western Carolina	13-15, 17-15, 15-8	W
10/2	H4	N.C. State	11-15, 12-15	L
10/2	H4	Clemson	7-15, 9-15	L
10/8	N5	North Carolina	3-15, 9-15	L
10/8	N5	Florida Southern	10-15, 5-15	L
10/8	N5	Central Florida	12-15, 15-10, 15-6	W
10/8	N5	Minnesota	8-15, 4-15	L
10/9	N5	Clemson	3-15, 4-15	L
10/9	N5	Morehead State	1-15, 4-15	L
10/16	A6	Georgia	15-10, 15-17, 8-15	L
10/16	N6	South Alabama	7-15, 6-15	L
10/16	N6	Duke	12-15, 15-13, 14-16	L
10/19	A	Charleston	15-9, 13-15, 15-13, 13-15, 10-15	L
10/20	H	Winthrop	9-15, 12-15, 8-15	L
10/22	N7	Temple	8-15, 10-15	L
10/22	N7	West Virginia	15-7, 5-15, 15-3	W
10/22	A7	Maryland	15-12, 15-12	W
10/22	N7	Rhode Island	7-15, 16-14, 5-15	L
10/27	A	Francis Marion	4-15, 15-11, 15-12, 15-6	W
11/3	H	Charleston	6-15, 15-0, 10-15	L
11/3	H	Clemson	7-15, 12-15	L
11/10	H	Francis Marion	15-7, 15-1, 12-15, 15-2	W

1=UNC-Asheville Invitational (Asheville, N.C.); 2=Rock Hill, S.C.; 3=Eastern Kentucky Invitational (Richmond, Ky.); 4=Carolina Classic (Columbia, S.C.); 5=Lady Seminole Invitational (Tallahassee, Fla.); 6=Georgia Invitational (Athens, Ga.); 7=Maryland Invitational (College Park, Md.)

1983

Record: 34-4, 6-1 Metro

Coach: Elaine Mozingo

Date	H/A/N	Opponent	Game Scores	W/L
9/17	H	Appalachian State	15-5, 15-8, 15-4	W
9/17	H	Duke	15-6, 15-8, 15-4	W
9/23	N1	East Tennessee State	15-10, 15-5, 15-10	W
9/23	N1	James Madison	15-4, 15-3, 15-3	W
9/23	A1	N.C. State	15-2, 15-3, 15-3	W
9/24	N1	Miami-Dade South	15-7, 15-2, 15-1	W
9/24	N1	Western Carolina	15-13, 15-6, 15-10	W
9/27	A	Francis Marion	15-10, 15-3, 15-2	W
9/30	H2	Mississippi State	15-6, 15-6, 15-5	W
9/30	H2	Tennessee Tech	13-15, 15-11, 15-11, 15-7	W
10/1	H2	N.C. State	15-9, 15-12, 12-15, 15-13	W
10/1	H2	Morehead State	15-3, 15-8, 15-11	W
10/1	H2	Georgia	15-13, 9-15, 15-2, 11-15, 13-15	L
10/4	A	Charleston	15-12, 15-9, 15-6	W
10/7	N3	North Carolina	9-15, 16-14, 15-2, 7-15, 15-9	W
10/7	A3	Florida State	12-15, 8-15, 4-15	L
10/7	N3	South Florida	15-8, 15-9, 15-7	W
10/8	N3	Chattanooga	15-4, 15-5, 15-7	W



The 1984 Gamecocks won USC's first and only league championship by defeating Louisville in the Metro Conference Tournament final.

10/8	N3	Clemson	15-4, 15-3, 15-2	W
10/12	H	Clemson	15-1, 15-6, 15-1	W
10/14	N4	Tulane*	15-7, 15-5, 15-10	W
10/14	N4	Memphis*	15-12, 4-15, 15-13, 11-15, 16-14	W
10/15	N4	Florida State*	13-15, 15-4, 15-9, 8-15, 14-16	L
10/15	A	Southern Miss*	15-10, 15-3, 15-7	W
10/18	H	Charlotte	15-2, 15-3, 15-3	W
10/19	H	Charleston	15-5, 15-4, 15-3	W
10/28	N5	Virginia Tech*	15-5, 15-3, 15-5	W
10/28	N5	Louisville*	14-16, 18-16, 13-15, 16-14, 15-5	W
10/29	A	Cincinnati*	16-14, 15-8, 13-15, 16-14, 15-5	W
11/4	N6	Virginia	15-3, 15-10	W
11/4	A	Clemson	14-16, 15-8, 15-1, 15-12	W
11/8	A	Charlotte	15-5, 15-1, 15-11	W
11/11	A	Wake Forest	15-5, 15-8, 15-1	W
11/12	N7	East Carolina	15-3, 15-7, 15-3	W
11/12	N7	West Virginia	15-4, 15-9, 15-9	W
11/18	N8	Virginia Tech	15-9, 15-13, 15-0	W
11/18	A8	Louisville	11-15, 15-6, 15-10, 15-5	W
11/19	N8	Florida State	15-13, 8-15, 9-15, 15-10, 4-15	L

1=N.C. State Tournament (Raleigh, N.C.); 2=Carolina Classic (Columbia, S.C.); 3=Florida State Tournament (Tallahassee, Fla.); 4=Hattiesburg, Miss.; 5=Cincinnati, Ohio; 6=Clemson, S.C.; 7=Winston Salem, N.C.; 8=Metro Conference Tournament (Louisville, Ky.); *=Metro Conference match

1984

Record: 28-8, 5-2 Metro

Metro Tournament Champions

NCAA First Round

Coach: Bonnie Kenny

Date	H/A/N	Opponent	Game Scores	W/L
9/5	A	Florida	15-13, 15-11, 15-6	W
9/7	N1	Minnesota	14-16, 15-8, 15-10, 11-15, 15-10	W
9/7	N1	Stetson	15-1, 15-3, 15-7	W
9/8	N1	UAB	3-15, 15-12, 15-5, 15-9	W
9/8	A1	Central Florida	15-3, 15-3, 15-6	W
9/8	N1	South Florida	15-8, 15-10, 15-10	W
9/8	N1	Minnesota	15-3, 7-15, 15-12, 15-6	W
9/14	H	Clemson	15-7, 15-3, 15-8	W
9/21	N2	Western Carolina	15-4, 15-4, 15-11	W
9/21	N2	Duke	11-15, 12-15, 12-15	L
9/22	A2	N.C. State	15-4, 15-6, 15-4	W
9/22	N2	James Madison	15-13, 15-5, 15-4	W
9/28	A	Georgia	8-15, 9-15, 7-15	L
10/2	A	Clemson	15-4, 15-5, 15-17, 15-9	W
10/5	H	Louisville*	3-15, 4-15, 15-11, 6-15	L
10/6	H	Cincinnati*	15-5, 15-4, 15-11	W
10/9	H	Hawaii	2-15, 7-15, 2-15	L

YEARLY RESULTS



10/13	H	Virginia Tech*	15-13, 15-4, 15-11	W
10/18	A	Louisiana Tech	13-15, 15-11, 15-8, 15-11	W
10/19	A	Southern Miss*	15-6, 13-15, 15-1, 15-9	W
10/20	A	Tulane*	15-13, 15-11, 15-12	W
10/26	H	N.C. State	15-3, 15-9, 15-9	W
10/27	H3	Central Florida	15-7, 15-4, 15-8	W
10/27	H3	Florida State*	15-7, 6-15, 9-15, 15-11, 14-16	L
11/2	A	Memphis*	15-11, 15-11, 9-15, 15-11	W
11/3	A4	Tulsa	15-1, 15-5, 15-6	W
11/3	A4	Morehead State	15-8, 15-3, 15-3	W
11/4	A	Tennessee	10-15, 8-15, 13-15	L
11/9	N5	Providence	1-15, 8-15, 0-15	L
11/9	A	North Carolina	15-5, 15-11, 16-18, 15-12	W
11/10	A	Duke	15-6, 15-8, 15-7	W
11/10	N5	Maryland	15-4, 11-15, 15-9, 16-14	W
11/16	H6	Tulane	7-15, 15-9, 15-7, 15-8	W
11/17	H6	Florida State	15-11, 15-11, 15-11	W
11/17	H6	Louisville	16-14, 15-12, 15-9	W
12/1	A7	Duke	13-15, 8-15, 15-10, 9-15	L

1=Central Florida Tournament (Orlando, Fla.); **2**=N.C. State Tournament (Raleigh, N.C.); **3**=Carolina Classic (Columbia, S.C.); **4**=Memphis, Tenn.; **5**=Durham, N.C.; **6**=Metro Conference Tournament (Columbia, S.C.); **7**=NCAA Tournament (Durham, N.C.); *=Metro Conference match

1985 Record: 18-17, 5-1 Metro Coach: Bonnie Kenny

Date	H/A/N	Opponent	Game Scores	W/L
9/6	N1	Southern Illinois	10-15, 7-15, 16-14, 6-15	L
9/6	N1	Louisiana-Monroe	15-9, 15-3, 6-15, 15-11	W
9/7	N1	Florida	12-15, 6-15, 15-2, 13-15	L
9/7	A1	South Florida	9-15, 8-15, 9-15	L
9/7	N1	Georgia	10-15, 7-15, 8-15	L
9/13	H	Western Kentucky	15-4, 15-4, 15-1	W
9/13	H	Rice	11-15, 16-14, 15-12, 17-15	W
9/14	H	North Carolina	11-15, 15-4, 13-15, 10-15	L
9/14	H	Florida	3-15, 12-15, 15-8, 15-7, 2-15	L
9/20	N2	Duke	12-15, 15-8, 11-15, 9-15	L
9/20	A2	N.C. State	15-10, 12-15, 11-15, 15-12, 15-10	W
9/21	N2	Pennsylvania	15-11, 14-16, 15-9, 14-16, 2-15	L
9/21	N2	North Carolina	5-15, 6-15, 5-15	L
9/21	N2	James Madison	15-9, 15-9, 15-5	W
9/25	H	Clemson	15-7, 15-6, 15-5	W
9/27	A3	Rhode Island	9-15, 17-15, 2-15, 15-11, 16-18	L
9/28	N3	New Mexico	10-15, 7-15, 6-15	L
9/28	N3	Providence	12-15, 15-7, 12-15, 14-16	L
10/4	A	Florida State*	15-9, 6-15, 15-7, 3-15, 15-13	W
10/5	A	Georgia	7-15, 4-15, 6-15	L
10/11	A	Louisville*	7-15, 15-9, 6-15, 10-15	L
10/12	A	Cincinnati*	15-8, 15-4, 15-7	W
10/13	A	Kentucky	9-15, 10-15, 7-15	L
10/19	A	Virginia Tech*	15-10, 15-8, 13-15, 15-11	W
10/23	A	Clemson	15-5, 17-15, 15-8	W
10/25	H	Memphis*	15-10, 15-13, 8-15, 15-10	W
10/30	H	Charleston	15-6, 13-15, 15-5, 12-15, 15-8	W
11/1	H	N.C. State	15-13, 15-8, 15-9	W
11/3	H	Southern Miss*	15-5, 15-8, 15-13	W
11/15	A	Duke	5-15, 7-15, 15-8, 11-15	L
11/16	N4	Rutgers	15-2, 15-6, 15-13	W
11/16	N4	Virginia	15-4, 15-12, 15-8	W
11/23	N5	Virginia Tech	14-16, 15-12, 15-12, 15-8	W
11/23	A5	Southern Miss	13-15, 3-15, 15-11, 15-11, 15-2	W
11/24	N5	Florida State	1-15, 3-15, 15-13, 12-15	L

1=South Florida Tournament (Tampa, Fla.); **2**=N.C. State Tournament (Raleigh, N.C.); **3**=Rhode Island Tournament (Kingston, R.I.); **4**=Durham, N.C.; **5**=Metro Conference Tournament (Hattiesburg, Miss.); *=Metro Conference match

1986 Record: 24-11, 5-1 Metro Coach: Bonnie Kenny

Date	H/A/N	Opponent	Game Scores	W/L
9/5	N1	Michigan State	7-15, 15-13, 14-16, 10-15	L
9/5	N1	Illinois	3-15, 3-15, 2-15	L
9/6	A1	Central Florida	15-4, 15-9, 15-2	W
9/6	N1	Florida	15-5, 1-15, 15-8, 15-8	W
9/12	H2	Stetson	15-9, 15-5, 15-7	W
9/12	H2	N.C. State	15-12, 6-15, 15-7, 11-15, 4-15	L
9/13	H2	Ball State	16-14, 15-4, 15-8	W
9/13	H2	Georgia	12-15, 2-15, 15-9, 13-15	L
9/16	H	Clemson	15-10, 15-6, 15-1	W
9/19	N3	Western Carolina	6-15, 15-3, 15-10, 15-3	W
9/19	N3	Pennsylvania	15-1, 15-7, 15-4	W
9/20	N3	Virginia Commonwealth	15-5, 15-5, 15-3	W
9/20	N3	George Washington	15-10, 15-8, 15-12	W
9/24	A	Charleston	15-6, 15-7, 15-9	W
9/26	H	Louisville*	15-5, 15-5, 15-5	W
9/27	H	Cincinnati*	15-2, 15-8, 15-2	W
9/30	H	Winthrop	15-1, 15-5, 15-6	W
10/3	H	Florida State*	15-6, 8-15, 8-15, 8-15	L
10/4	H	Duke	6-15, 8-15, 13-15	L
10/11	H	Virginia Tech*	15-8, 15-4, 15-13	W
10/14	A	Clemson	13-15, 15-11, 15-6, 16-14	W
10/17	N4	Pennsylvania	15-10, 15-7, 10-15, 2-15	W
10/18	N4	Rice	13-15, 15-4, 12-15, 2-15	L
10/18	A4	Florida	15-6, 15-12, 18-16	W
10/21	H	Georgia	14-16, 16-15, 11-15	L
10/30	A	Southern Miss*	15-5, 15-10, 15-8	W
10/31	A	Memphis*	15-5, 15-8, 15-5	W
11/1	N5	Oral Roberts	8-15, 17-15, 8-15, 6-15	L
11/7	A6	N.C. State	15-9, 7-15, 15-13, 15-17, 15-10	W
11/8	N6	Tennessee	9-15, 12-15, 10-15	L
11/14	N6	Florida International	15-9, 15-7, 15-13	W
11/15	N6	West Virginia	15-12, 15-7, 15-4	W
11/21	N7	Southern Miss	15-4, 15-8, 15-3	W
11/22	N7	Memphis	16-14, 15-4, 13-15, 11-15, 15-12	W
11/22	N7	Florida State	15-7, 13-15, 3-15, 7-15	L

1=Central Florida Tournament (Orlando, Fla.); **2**=Carolina Classic (Columbia, S.C.); **3**=Wolfpack Invitational (Raleigh, N.C.); **4**=Florida Tournament (Gainesville, Fla.); **5**=Memphis, Tenn.; **6**=N.C. State Tournament (Raleigh, N.C.); **7**=Metro Conference Tournament (Blacksburg, Va.); *=Metro Conference match

1987 Record: 15-15, 3-3 Metro Coach: Bonnie Kenny

Date	H/A/N	Opponent	Game Scores	W/L
9/4	N1	Tulane	15-11, 2-15, 15-9, 7-15, 8-15	L
9/4	N1	Virginia	15-7, 15-12, 15-8	W
9/5	N1	San Diego	12-15, 15-5, 15-8, 14-16, 16-14	W
9/5	A1	Rice	9-15, 12-15, 10-15	L
9/9	H	Winthrop	15-12, 15-0, 12-15, 15-3	W
9/11	H2	N.C. State	12-15, 18-16, 15-10, 8-15, 15-1	W
9/12	H2	Western Carolina	15-7, 15-6, 15-4	W
9/18	N3	Houston	4-15, 9-15, 15-17	L
9/19	A3	Georgia	7-15, 5-15, 12-15	L
9/19	N3	Indiana	3-15, 16-14, 8-15, 5-15	L
9/23	A	Clemson	15-10, 15-9, 10-15, 15-12	W
9/25	A	Florida State*	9-15, 12-15, 15-13, 15-11, 4-15	L
10/2	A	Louisville*	11-15, 15-13, 6-15, 15-11, 15-5	W
10/3	A	Cincinnati*	5-15, 6-15, 11-15	L
10/4	A	Eastern Kentucky	15-7, 11-15, 15-12, 13-15, 15-10	W
10/9	H	Memphis*	6-15, 6-15, 15-11, 12-15	L
10/14	H	Charleston	13-15, 15-6, 15-9, 15-2	W
10/16	A	Tennessee	9-15, 15-11, 12-15, 15-12, 11-15	L
10/17	N4	Mississippi	15-7, 15-10, 15-5	W
10/22	H	Southern Miss*	15-9, 15-9, 15-4	W



YEARLY RESULTS

10/24	N5	South Florida	14-16, 6-15, 15-13, 15-5, 15-17	L
10/24	A	Florida	8-15, 6-15, 5-15	L
10/28	H	Clemson	15-0, 15-11, 15-12	W
10/31	A	Virginia Tech*	15-8, 15-7, 15-7	W
11/6	H	Rhode Island	15-8, 15-11, 15-7	W
11/7	H	Florida	3-15, 16-14, 11-15, 3-15	L
11/13	A	N.C. State	8-15, 13-15, 10-15	L
11/14	A	North Carolina	10-15, 8-15, 8-15	L
11/20	N6	Louisville	15-4, 15-10, 11-15, 15-4	W
11/20	N6	Florida State	9-15, 4-15, 15-12, 8-15	L

1=Gene Hackerman Volleyball Showcase (Houston, Texas); **2**=Carolina Classic (Columbia, S.C.); **3**=Georgia Invitational (Athens, Ga.); **4**=Knoxville, Tenn.; **5**=Gainesville, Fla.; **6**=Metro Conference Tournament (Memphis, Tenn.); *=Metro Conference match

1988

Record: 24-12, 4-2 Metro
Coach: Bonnie Kenny

Date	H/A/N	Opponent	Game Scores	W/L
9/7	H	Winthrop	15-3, 15-4, 15-7	W
9/9	H1	Western Carolina	15-4, 15-9, 15-3	W
9/9	H1	N.C. State	16-14, 9-15, 13-15, 7-15	L
9/10	H1	William & Mary	1-15, 15-3, 1-15, 4-15	L
9/10	H1	West Virginia	15-7, 14-16, 7-15, 9-15	L
9/14	H	Georgia	10-15, 9-15, 15-5, 13-15	L
9/16	N2	Pennsylvania	15-9, 16-14, 10-15, 16-14	W
9/16	A	Duke	13-15, 15-11, 15-5, 15-8	W
9/17	N2	Morehead State	8-15, 12-15, 9-15	L
9/17	N2	Eastern Kentucky	15-3, 10-15, 15-13, 12-15, 15-10	W
9/21	A	Clemson	15-5, 15-9, 15-10	W
9/23	N3	Washington State	15-8, 15-17, 15-11, 13-15, 15-2	W
9/24	N3	Tennessee	12-15, 8-15, 12-15	L

9/24	A3	Illinois State	15-10, 2-15, 15-4, 10-15, 5-15	L
9/30	H	Florida State*	15-10, 15-13, 17-15	W
10/5	H	Charlotte	14-16, 15-1, 15-3, 15-7	W
10/7	A	Southern Miss*	15-5, 15-2, 15-10	W
10/8	A4	New Orleans	15-4, 15-0, 15-4	W
10/11	H	Florida	12-15, 9-15, 15-10, 15-10, 15-4	W
11/12	A	Charleston	15-3, 15-4, 15-5	W
10/14	A5	Georgia	10-15, 5-15, 16-14, 15-17	L
10/15	N5	Tulane	10-15, 15-10, 15-9, 15-11	W
10/15	N5	Boston College	15-6, 15-7, 15-8	W
10/19	H	North Carolina	3-15, 15-10, 15-4, 9-15, 15-10	W
10/21	H	Virginia Tech*	15-6, 15-7, 15-10	W
10/26	H	Clemson	15-7, 15-7, 12-15, 15-10	W
10/28	A	Memphis*	15-9, 15-2, 12-15, 15-11	W
10/29	N6	South Alabama	16-14, 15-8, 15-12	W
10/29	A	Mississippi	15-6, 15-1, 15-6	W
11/4	H	Louisville*	4-15, 10-15, 9-15	L
11/5	H	Cincinnati*	15-9, 13-15, 14-16, 13-15	L
11/11	H7	SW Texas State	13-15, 15-7, 11-15, 15-5, 7-15	L
11/12	H7	George Wash.	15-9, 10-15, 6-15, 16-14, 15-12	W
11/13	H7	UAB	15-1, 15-4, 15-4	W
11/18	N8	Virginia Tech	15-9, 15-2, 15-1	W
11/19	N8	Florida State	8-15, 13-15, 6-15	L


1=Carolina Classic (Columbia, S.C.); **2**=Raleigh, N.C.; **3**=Illinois State Tournament (Normal, Ill.); **4**=Hattiesburg, Miss.; **5**=Georgia Tournament (Athens, Ga.); **6**=Oxford, Miss.; **7**=Gamecock Invitational (Columbia, S.C.); **8**=Metro Conference Tournament (Cincinnati, Ohio); *=Metro Conference match

1989

Record: 15-15, 3-4 Metro
Coach: Bonnie Kenny


Date	H/A/N	Opponent	Game Scores	W/L
9/1	H1	Winthrop	15-3, 15-6, 15-2	W
9/1	H1	Coastal Carolina	15-4, 15-4, 15-8	W
9/2	H1	Furman	15-5, 15-7, 15-5	W
9/2	H1	Clemson	15-10, 0-15, 6-15, 15-11, 15-11	W
9/8	H2	Duke	15-9, 15-12, 16-18, 16-14	W
9/9	H2	Eastern Michigan	6-15, 10-15, 9-15	L
9/9	H2	William & Mary	7-15, 6-15, 13-15	L
9/15	A3	Colorado	8-15, 10-15, 13-15	L
9/16	N3	Pepperdine	4-15, 9-15, 11-15	L
9/16	N3	Indiana	15-13, 8-15, 13-15	L
9/19	H	Charleston	15-3, 8-15, 6-15, 3-15	W
9/22	N4	Arkansas State	3-15, 10-15, 8-15	L
9/22	A4	UAB	15-5, 15-13, 12-15, 15-13	W
9/23	N4	Georgia State	15-17, 8-15, 12-15	L
9/29	A	Louisville*	15-11, 11-15, 12-15, 15-10, 13-15	L
9/30	A	Cincinnati*	9-15, 13-15, 9-15	L
10/7	H	Memphis*	8-15, 15-4, 13-15, 9-15	L
10/13	H	Tulane*	15-11, 12-15, 15-4, 15-11	W
10/14	H	Georgia Tech	15-9, 15-8, 15-7	W
10/14	H	Southern Miss*	15-4, 15-5, 16-14	W
10/17	A	Charlotte	15-3, 15-10, 15-6	W
10/19	A	Clemson	15-3, 6-15, 5-15, 11-15	L
10/24	H	Winthrop	15-8, 15-2, 15-5	W
10/28	A	Virginia Tech*	20-18, 15-8, 15-5	W
11/3	A	Florida State*	8-15, 4-15, 2-15	L
11/4	A	Florida	5-15, 6-15, 6-15	L
11/10	H5	Georgia	7-15, 7-15, 7-15	L
11/11	H5	South Florida	15-7, 15-13, 15-12	W
11/12	H5	N.C. State	15-1, 15-5, 15-5	W
11/17	N6	Louisville	12-15, 9-15, 5-15	L

1=Palmetto State Tournament (Columbia, S.C.); **2**=Carolina Classic (Columbia, S.C.); **3**=Colorado Tournament (Boulder, Colo.); **4**=UAB Tournament (Birmingham, Ala.); **5**=Gamecock Invitational (Columbia, S.C.); **6**=Metro Conference Tournament (Tallahassee, Fla.); *=Metro Conference match



In her only two years as a Gamecock, Kori Ermigarat was named second-team All-SEC in 1994 and 1995. She posted 477 kills and 479 digs in 1994, both of which rank among the top five single-season marks at USC.

YEARLY RESULTS



Elaine Mazingo coached South Carolina for just one season in 1983, USC's inaugural year in the Metro Conference. Her squad went 34-4, good for an .895 winning percentage that remains the best in school history.

1990 Record: 23-14, 3-4 Metro Coach: Bonnie Kenny

Date	H/A/N	Opponent	Game Scores	W/L
8/31	H1	Charleston	15-5, 15-9, 16-14	W
8/31	H1	Clemson	16-14, 15-9, 3-15, 15-10	W
9/1	H1	Coastal Carolina	15-7, 15-11, 15-5	W
9/1	H1	Winthrop	15-5, 15-1, 15-6	W
9/1	H1	Clemson	15-10, 15-13, 11-15, 15-7	W
9/5	H	Florida	15-8, 15-10, 8-15, 15-1	W
9/7	H2	Arkansas State	7-15, 15-12, 11-15, 7-15	L
9/7	H2	North Carolina	15-9, 9-15, 3-15, 15-13, 5-15	L
9/8	H2	William & Mary	5-15, 3-15, 4-15	L
9/8	H2	Auburn	12-15, 15-11, 4-15, 8-15	L
9/11	H	Charlotte	15-2, 15-5, 16-14	W
9/14	N3	Mississippi	15-5, 12-15, 14-16, 6-15	L
9/15	N3	Mercer	15-6, 15-4, 15-6	W
9/18	H	Clemson	15-4, 15-8, 15-12	W
9/21	N4	Bradley	5-15, 9-15, 15-6, 7-15	L
9/22	N4	Drexel	14-16, 15-10, 15-8, 15-12	W
9/22	A4	Maryland	12-15, 16-14, 8-15, 10-15	L
9/23	A	George Washington	13-15, 5-15, 12-15	L
9/28	H	Louisville*	15-11, 5-15, 15-0, 3-15, 8-15	L
9/29	H	Cincinnati*	11-15, 15-10, 8-15, 13-15	L
10/2	H	Baptist	15-2, 15-6, 16-14	W

10/5	A	Jacksonville	15-2, 9-15, 15-1, 15-4	W
10/6	A	Florida State*	5-15, 8-15, 6-15	L
10/7	N5	South Florida	3-15, 14-16, 11-15	L
10/13	H	Virginia Tech*	15-7, 15-8, 11-15, 15-6	W
10/23	H	Winthrop	15-9, 15-2, 15-8	W
10/25	A	Nicholls State	15-11, 15-9, 11-15, 15-10	W
10/26	A	Tulane*	4-15, 15-10, 5-15, 15-5, 15-11	W
10/27	A	Southern Miss*	13-15, 15-11, 10-15, 16-14, 15-7	W
10/30	A	Charleston	15-9, 15-6, 15-4	W
11/2	H	Memphis*	10-15, 13-15, 13-15	L
11/5	A	Georgia Tech	13-15, 15-4, 15-8, 15-7	W
11/6	A	Georgia State	15-10, 15-6, 15-11	W
11/9	H6	UAB	15-9, 9-15, 15-13, 15-8	W
11/9	H6	N.C. State	12-15, 16-14, 15-8, 15-1	W
11/10	H6	Rutgers	15-4, 6-15, 15-9, 15-12	W
11/16	N7	Cincinnati	15-8, 11-15, 7-15, 10-15	L

1=Palmetto State Tournament (Columbia, S.C.); 2=Carolina Classic (Columbia, S.C.); 3=Super Smash Tournament (Hilton Head, S.C.); 4=Maryland Tournament (College Park, Md.); 5=Tallahassee, Fla.; 6=Gamecock Invitational (Columbia, S.C.); 7=Metro Conference Tournament (Louisville, Ky.); *=Metro Conference match

1991 Record: 13-24, 1-13 SEC Coach: Bonnie Kenny

Date	H/A/N	Opponent	Game Scores	W/L
9/6	N1	Jacksonville	8-15, 15-10, 15-9, 15-13	W
9/6	N1	Georgia Tech	8-15, 16-14, 5-15, 9-15	L
9/7	N1	Charleston	9-15, 15-10, 12-15, 15-4, 15-13	W
9/7	N1	Campbell	15-8, 15-7, 15-11	W
9/10	A	Charlotte	15-9, 15-9, 15-9	W
9/13	N2	Seton Hall	12-15, 15-11, 15-8, 6-15, 16-18	L
9/13	N2	William & Mary	7-15, 12-15, 6-15	L
9/14	A2	N.C. State	10-15, 5-15, 13-15	L
9/15	H	Sam Houston State	9-15, 7-15, 6-15	L
9/17	A	Clemson	9-15, 15-11, 1-15, 13-15	L
9/24	H	Charleston	19-17, 15-13, 6-15, 15-2	W
9/27	N3	Appalachian State	15-12, 15-6, 11-15, 15-7	W
9/27	A3	Winthrop	15-2, 11-15, 15-5, 15-6	W
9/28	N3	Mercer	15-10, 15-9, 15-8	W
9/28	N3	Charleston Southern	15-4, 15-7, 17-15	W
10/4	H	Alabama*	13-15, 16-14, 6-15, 11-15	L
10/6	H	Mississippi State*	7-15, 5-15, 12-15	L
10/11	A	Mississippi*	8-15, 6-15, 0-15	L
10/13	A	LSU*	4-15, 4-15, 2-15	L
10/18	H	Florida*	14-16, 15-4, 3-15, 8-15	L
10/20	H	Auburn*	15-8, 15-10, 13-15, 11-15, 7-15	L
10/24	A	Georgia*	8-15, 14-16, 7-15	L
10/25	N4	Western Kentucky	4-15, 10-15, 4-15	L
10/25	A4	UAB	10-15, 9-15, 2-15	L
10/26	N4	Samford	15-13, 15-5, 15-8	W
10/26	N4	South Alabama	15-8, 15-6, 15-13	W
11/1	A	Tennessee*	11-15, 9-15, 8-15	L
11/3	A	Kentucky*	4-15, 11-15, 6-15	L
11/6	H	Georgia*	6-15, 7-15, 9-15	L
11/8	H5	South Florida	13-15, 8-15, 9-15	L
11/9	H5	Southeast Missouri State	15-11, 4-15, 10-15, 7-15	L
11/9	H5	East Tenn. State	15-3, 4-15, 15-8, 14-16, 15-12	W
11/15	H	Kentucky*	8-15, 2-15, 11-15	L
11/17	H	Tennessee*	15-5, 15-12, 6-15, 15-5	W
11/22	A	Mississippi State*	8-15, 15-9, 10-15, 11-15	L
11/23	A	Alabama*	8-15, 15-4, 9-15, 14-16	L
11/29	N6	Mississippi	15-13, 6-15, 9-15, 12-15	L

1=Coastal Carolina Tournament (Conway, S.C.); 2=N.C. State Tournament (Raleigh, N.C.); 3=Winthrop Tournament (Rock Hill, S.C.); 4=UAB Tournament (Birmingham, Ala.); 5=Gamecock Invitational (Columbia, S.C.); 6=SEC Tournament (Mobile, Ala.); *=SEC match



YEARLY RESULTS

1992

Record: 11-21, 1-13 SEC

Coach: Bonnie Kenny

Date	H/A/N	Opponent	Game Scores	W/L
9/4	H1	Western Carolina	15-4, 15-8, 15-7	W
9/5	H1	Nicholls State	15-3, 15-2, 15-12	W
9/5	H1	Ohio	15-8, 15-12, 11-15, 15-8	W
9/11	H2	Furman	15-8, 7-15, 15-6, 13-15, 15-9	W
9/11	H2	Charleston Southern	15-12, 15-5, 15-6	W
9/12	H2	Coastal Carolina	15-0, 15-2, 13-15, 15-9	W
9/12	H2	Winthrop	15-12, 15-6, 15-6	W
9/17	A	Texas-San Antonio	8-15, 7-15, 10-15	L
9/18	A3	Southwest Texas State	7-15, 10-15, 11-15	L
9/19	N3	Baylor	9-15, 15-12, 15-11, 1-15, 8-15	L
9/19	N3	Louisiana Tech	16-14, 13-15, 3-15, 15-12, 8-15	L
9/25	H4	Central Florida	13-15, 16-14, 15-13, 2-15, 15-5	W
9/26	H4	East Tennessee State	12-15, 9-15, 13-15	L
9/26	H4	Southern Illinois	11-15, 15-6, 10-15, 10-15	L
9/29	H	Georgia Southern	15-9, 15-5, 15-7	W
10/2	A	Florida*	5-15, 10-15, 5-15	L
10/4	A	Auburn*	15-13, 8-15, 17-19	L
10/7	A	Charleston	10-15, 15-9, 15-8, 15-12	W
10/9	H	Mississippi State*	15-5, 15-11, 12-15, 11-15, 15-8	W
10/11	H	Alabama*	11-15, 17-15, 15-8, 10-15, 11-15	L
10/15	A	Georgia*	4-15, 9-15, 13-15	L
10/20	H	Clemson	3-15, 14-16, 15-11, 16-14, 5-15	L
10/23	A	LSU*	4-15, 6-15, 11-15	L
10/25	A	Mississippi*	5-15, 14-16, 15-10, 11-15, 11-13	L
10/29	H	Georgia*	8-15, 9-15, 7-15	L
11/6	H	Mississippi*	1-15, 15-13, 9-15, 13-15, 11-15	L
11/8	H	LSU*	4-15, 4-15, 12-15	L
11/13	A	Kentucky*	2-15, 3-15, 5-15	L
11/15	A	Tennessee*	5-15, 5-15, 11-15	L
11/20	H	Auburn*	13-15, 13-15, 10-15	L
11/22	H	Florida*	1-15, 11-15, 6-15	L
11/27	N5	Mississippi	13-15, 7-15, 15-13, 12-15	L


1=Carolina Classic (Columbia, S.C.); **2**=Palmetto State Invitational (Columbia, S.C.); **3**=Southwest Texas State Tournament (San Marcos, Texas); **4**=Gamecock Invitational (Columbia, S.C.); **5**=SEC Tournament (Birmingham, Ala.); *=SEC match

1993

Record: 15-18, 4-10 SEC

Coach: Kim Hudson

Date	H/A/N	Opponent	Game Scores	W/L
9/3	H1	Western Carolina	15-13, 14-16, 15-8, 15-12	W
9/4	H1	Mercer	15-10, 15-3, 15-7	W
9/10	H2	Coastal Carolina	15-7, 15-5, 15-4	W
9/11	H2	Charleston	15-8, 10-15, 15-8, 15-6	W
9/11	H2	Charleston Southern	15-7, 15-9, 15-11	W
9/11	H2	Winthrop	12-15, 15-6, 15-11, 15-1	W
9/17	N3	Southeast Missouri State	10-15, 8-15, 6-15	L
9/18	N3	Virginia Tech	15-12, 2-15, 7-15, 15-7, 8-15	L
9/18	A3	East Tennessee State	13-15, 11-15, 14-16	L
9/22	A	Clemson	9-15, 5-15, 9-15	L
9/24	H4	Appalachian State	15-10, 15-7, 15-12	W
9/25	H4	Western Kentucky	15-8, 16-14, 4-15, 15-3	W
9/25	H4	UNC-Asheville	14-16, 15-8, 15-7, 17-15	W
10/1	H	Alabama*	15-9, 15-5, 16-14	W
10/3	H	Mississippi State*	15-10, 15-8, 15-7	W
10/5	H	Georgia*	10-15, 9-15, 11-15	L
10/10	H	Texas A&M	7-15, 8-15, 7-15	L
10/15	A	Mississippi*	15-9, 17-15, 5-15, 15-13	W
10/17	A	LSU*	4-15, 6-15, 8-15	L
10/20	H	Charleston	15-12, 15-5, 10-15, 14-16, 7-15	L
10/22	H	Kentucky*	12-15, 12-15, 17-15, 6-15	L
10/24	H	Tennessee*	15-17, 15-10, 10-15, 9-15	L
10/26	H	Charlotte	16-14, 15-9, 4-15, 15-10	W
10/29	H	Florida*	4-15, 8-15, 10-15	L



Lori Rowe starred for South Carolina from 1983 to 1986. She holds the Gamecocks' career records for kills (1,855), kills per game (3.66), attacks (3,874) and hitting percentage (.402).

10/31	H	Auburn*	15-9, 10-15, 15-3, 15-3	W
11/5	A	Tennessee*	12-15, 13-15, 11-15	L
11/7	A	Kentucky*	4-15, 7-15, 5-15	L
11/9	A	Georgia*	5-15, 3-15, 9-15	L
11/12	H	Houston	12-15, 6-15, 11-15	L
11/19	A	Alabama*	13-15, 3-15, 15-10, 6-15	L
11/20	A	Mississippi State*	15-12, 15-9, 8-15, 13-15, 14-16	L
11/26	N5	Mississippi	15-6, 13-15, 15-10, 15-10	W
11/26	N5	Georgia	4-15, 1-15, 14-16	L

1=Carolina Classic (Columbia, S.C.); **2**=Palmetto State Invitational (Columbia, S.C.); **3**=East Tennessee State Tournament (Johnson City, Tenn.); **4**=Gamecock Invitational (Columbia, S.C.); **5**=SEC Tournament (Birmingham, Ala.); *=SEC match

1994

Record: 24-12, 8-6 SEC

Coach: Kim Hudson

Date	H/A/N	Opponent	Game Scores	W/L
9/2	H1	Charleston Southern	15-1, 15-3, 15-4	W
9/2	H1	Oral Roberts	15-4, 15-10, 15-5	W
9/3	H1	Charleston	15-3, 15-9, 15-4	W
9/3	H1	Oral Roberts	15-5, 15-9, 15-11	W
9/9	A2	Oklahoma	15-8, 11-15, 17-15, 3-15, 10-15	L
9/10	N2	UAB	15-3, 11-15, 15-12, 15-10	W
9/10	N2	Purdue	15-8, 15-4, 10-15, 9-15, 15-6	W
9/12	H	Davidson	15-0, 15-3, 15-4	W
9/15	A	Central Florida	15-12, 8-15, 16-14, 15-3	W
9/16	N3	Nicholls State	8-15, 4-15, 15-3, 15-8, 15-11	W
9/17	N3	Cleveland State	15-0, 15-8, 15-7	W
9/17	A3	South Florida	15-8, 2-15, 8-15, 8-15	L
9/23	A	Mississippi*	15-8, 15-11, 15-2	W
9/25	A	Mississippi State*	15-8, 14-16, 10-15, 15-4, 11-15	L

YEARLY RESULTS



Date	H/A/N	Opponent	Game Scores	W/L
9/30	H	Alabama*	15-3, 15-13, 8-15, 7-15, 15-8	W
10/2	H	Auburn*	10-15, 15-7, 15-7, 13-15, 9-15	L
10/7	A	Arkansas*	15-13, 8-15, 15-12, 13-15, 14-16	L
10/11	H	Furman	15-6, 15-12, 14-16, 15-10	W
10/14	H	Tennessee*	15-5, 17-15, 9-15, 15-12	W
10/16	H	Georgia*	13-15, 15-9, 6-15, 10-15	L
10/17	H	Tennessee Tech	15-13, 15-6, 15-11	W
10/21	A	Arkansas*	15-8, 10-15, 15-13, 16-14	W
10/23	A	LSU*	15-4, 15-2, 15-9	W
10/30	H	Kentucky*	15-6, 15-6, 15-12	W
11/4	A	Georgia*	5-15, 15-9, 10-15, 15-7, 11-15	L
11/6	A	Tennessee*	15-2, 12-15, 15-6, 15-13	W
11/8	H	Clemson	9-15, 8-15, 8-15	L
11/11	A	Florida*	12-15, 7-15, 2-15	L
11/13	H	Florida*	6-15, 15-12, 15-13, 15-12	W
11/18	N4	Mississippi State	15-6, 15-4, 15-5	W
11/18	N4	Alabama	17-15, 15-7, 15-7	W
11/19	A4	Florida	9-15, 4-15, 5-15	L
12/2	N5	Delaware	15-6, 15-2, 11-15, 15-13	W
12/2	N5	Miami (Ohio)	16-14, 15-8, 15-9	W
12/3	N5	Northern Illinois	12-15, 13-15, 12-15	L
12/3	N5	San Diego	15-12, 10-15, 11-15, 9-15	L

1=Carolina Classic (Columbia, S.C.); 2=Sooner Invitational (Norman, Okla.); 3=South Florida Invitational (Tampa, Fla.); 4=SEC Tournament (Gainesville, Fla.); 5=National Invitational Volleyball Championship (Kansas City, Mo.); *=SEC match

1995 Record: 21-11, 8-6 SEC NCAA Second Round Coach: Kim Hudson

Date	H/A/N	Opponent	Game Scores	W/L
9/1	H1	Xavier	15-12, 15-11, 15-6	W
9/2	H1	Appalachian State	15-8, 15-8, 15-9	W
9/2	H1	UAB	15-2, 15-1, 15-4	W
9/4	A	Davidson	15-9, 15-5, 15-10	W
9/6	H	UNC-Greensboro	15-13, 16-14, 15-9	W
9/8	N2	New Orleans	15-2, 8-15, 16-14, 15-7	W
9/9	N2	American	15-6, 9-15, 15-6, 16-14	W
9/9	A2	Arizona	10-15, 8-15, 10-15	L
9/15	N3	Cleveland State	15-7, 15-6, 15-7	W
9/16	N3	Maryland	15-13, 15-10, 11-15, 10-15, 17-19	L
9/16	A3	Michigan State	1-15, 1-15, 10-15	L
9/20	H	Florida*	5-15, 15-13, 2-15, 10-15	L
9/22	A	Charleston	15-8, 15-7, 15-8	W
9/24	A	Georgia*	13-15, 14-16, 15-12, 6-15	L
9/29	H	Arkansas*	13-15, 15-3, 15-8, 15-11	W
10/1	H	LSU*	15-13, 14-16, 2-15, 14-16	L
10/6	H	Mississippi*	15-11, 15-7, 15-13	W
10/8	H	Mississippi State*	15-8, 15-9, 16-14	W
10/13	A	Auburn*	9-15, 13-15, 7-15	L
10/15	A	Alabama*	6-15, 12-15, 15-12, 10-15	L
10/20	H	Kentucky*	15-13, 15-1, 15-9	W
10/22	H	Tennessee*	11-15, 15-10, 15-11, 15-2	W
10/24	A	Clemson	15-7, 15-7, 15-6	W
10/29	A	Florida*	2-15, 0-15, 0-15	L
11/3	A	Tennessee*	15-5, 15-8, 15-10	W
11/5	A	Kentucky*	5-15, 11-15, 15-9, 15-11, 15-9	W
11/12	H	Georgia*	15-10, 15-8, 14-16, 16-14	W
11/17	N4	Mississippi State	15-9, 16-14, 15-10	W
11/17	A4	LSU	8-15, 15-2, 15-10, 15-7	W
11/18	N4	Florida	13-15, 9-15, 9-15	L
11/29	A5	Hofstra	15-7, 15-10, 15-1	W
12/3	A6	Texas A&M	6-15, 15-17, 12-15	L

1=Carolina Classic (Columbia, S.C.); 2=Hotel Park Invitational (Tucson, Ariz.); 3=Michigan State Classic (East Lansing, Mich.); 4=SEC Tournament (Baton Rouge, La.); 5=NCAA Tournament (Hempstead, N.Y.); 6=NCAA Tournament (College Station, Texas); *=SEC match

1996 Record: 22-8, 10-4 SEC Coach: Kim Hudson

Date	H/A/N	Opponent	Game Scores	W/L
8/30	N1	Toledo	15-5, 12-15, 4-15, 15-11, 15-9	W
8/31	N1	Central Florida	15-4, 15-9, 10-15, 14-16, 23-21	W
8/31	A1	Notre Dame	8-15, 4-15, 8-15	L
9/6	H2	Eastern Kentucky	15-10, 15-7, 15-5	W
9/6	H2	Oklahoma	15-8, 7-15, 10-15, 11-15	L
9/7	H2	Illinois-Chicago	15-5, 15-2, 5-15, 15-9	W
9/7	H2	American	15-5, 15-2, 5-15, 15-9	W
9/13	N3	Eastern Michigan	15-11, 15-10, 15-0	W
9/13	A3	Kansas State	7-15, 7-15, 5-15	L
9/14	N3	UMKC	15-12, 15-9, 15-10	W
9/14	N3	Boise State	4-15, 10-15, 15-9, 15-12, 15-7	W
9/18	H	Clemson	15-13, 15-5, 15-11	W
9/27	A	Mississippi State*	15-3, 15-9, 13-15, 15-11	W
9/29	A	Mississippi*	15-10, 10-15, 16-14, 15-6	W
10/4	H	Auburn*	15-5, 15-7, 12-15, 9-15, 18-6	W
10/6	H	Alabama*	15-8, 13-15, 15-7, 15-10	W
10/11	A	Kentucky*	13-15, 13-15, 15-11, 6-15	L
10/13	A	Tennessee*	15-12, 15-8, 15-11	W
10/18	H	Georgia*	15-8, 15-12, 15-6	W
10/22	H	Charleston	15-2, 15-7, 15-12	W
10/25	H	LSU*	11-15, 15-13, 15-12, 15-9	W
10/27	A	Arkansas*	12-15, 7-15, 14-16	L
11/1	A	Florida*	5-15, 10-15, 4-15	L
11/3	H	Florida*	11-15, 11-15, 2-15	L
11/7	H	Central Florida	15-2, 15-7, 15-13	W
11/9	A	Georgia*	6-15, 15-6, 16-14, 15-9	W
11/15	H	Tennessee*	15-4, 15-2, 15-11	W
11/17	H	Kentucky*	15-9, 15-12, 15-7	W
11/22	H4	Mississippi	15-12, 11-15, 12-15, 15-9, 15-9	W
11/23	H4	Arkansas	12-15, 15-12, 15-13, 12-15, 11-15	L

1=Shamrock Classic (Sound Bend, Ind.); 2=Carolina Classic (Columbia, S.C.); 3=Kansas State Invitational (Manhattan, Kan.); 4=SEC Tournament (Columbia, S.C.); *=SEC match

1997 Record: 21-8, 11-3 SEC NCAA Second Round Coach: Kim Hudson

Date	H/A/N	Opponent	Game Scores	W/L
8/29	H1	Oklahoma	15-9, 15-4, 15-9	W
8/31	H1	Arizona	7-15, 13-15, 13-15	L
9/5	H2	Western Michigan	15-10, 15-5, 17-15	W
9/6	H2	N.C. State	15-12, 15-8, 15-4	W
9/12	N3	SW Louisiana	15-1, 15-3, 15-10	W
9/13	N3	Louisiana Tech	15-5, 15-1, 15-7	W
9/13	A3	Texas Tech	8-15, 15-6, 16-14, 15-13	W
9/19	N4	George Mason	15-7, 15-8, 15-8	W
9/19	A4	Maryland	10-15, 11-15, 15-10, 9-15	L
9/20	N4	Kansas State	15-8, 3-15, 13-15, 15-13, 15-11	W
9/23	A	Clemson	11-15, 8-15, 2-15	L
9/26	A	Georgia*	16-14, 15-7, 16-18, 15-11	W
10/3	H	LSU*	15-1, 15-6, 15-5	W
10/5	H	Arkansas*	15-13, 16-14, 5-15, 15-7	W
10/10	H	Mississippi State*	15-11, 15-6, 15-0	W
10/12	H	Mississippi*	15-9, 9-15, 15-12, 15-5	W
10/17	A	Alabama*	15-7, 15-10, 15-10	W
10/19	A	Auburn*	15-5, 15-12, 15-13	W
10/24	H	Kentucky*	13-15, 15-10, 15-5, 14-16, 15-9	W
10/26	H	Tennessee*	15-3, 15-5, 15-7	W
10/31	H	Florida*	7-15, 15-17, 7-15, 8-15	L
11/2	A	Florida*	7-15, 4-15, 4-15	L
11/7	A	Tennessee*	15-6, 17-15, 15-2	W
11/9	A	Kentucky*	13-15, 15-9, 15-7, 15-4	W
11/16	H	Georgia*	12-15, 9-15, 15-10, 12-15	L
11/21	N5	Mississippi	15-2, 18-16, 15-6	W



YEARLY RESULTS

11/22	N5	Arkansas	15-7, 15-7, 15-10	L
12/4	N6	Illinois State	15-7, 15-7, 15-10	W
12/5	A6	Texas	11-15, 3-15, 10-15	L

1=Carolina Classic (Columbia, S.C.); **2**=Gamecock Invitational (Columbia, S.C.); **3**=Texas Tech Tournament (Lubbock, Texas); **4**=Maryland Invitational (College Park, Md.); **5**=SEC Tournament (Athens, Ga.); **6**=NCAA Tournament (Austin, Texas); *=SEC match

1998
Record: 21-11, 8-6 SEC
NCAA First Round
Coach: Kim Hudson

Date	H/A/N	Opponent	Game Scores	W/L
9/1	H	Charleston Southern	15-3, 15-6, 15-5	W
9/4	H1	Missouri State	11-15, 15-11, 9-15, 15-12, 15-10	W
9/5	H1	Coastal Carolina	15-3, 15-2, 15-5	W
9/5	H1	Chattanooga	15-10, 15-4, 15-7	W
9/11	A2	Oklahoma	15-11, 15-12, 15-9	W
9/12	A2	Oklahoma	15-10, 15-13, 12-15, 15-3	W
9/12	N2	Pacific	8-15, 8-15, 3-15	L
9/16	H	Clemson	15-13, 15-8, 15-13	W
9/18	N3	Murray State	16-14, 15-6, 15-8	W
9/18	A3	Chattanooga	15-5, 15-5, 15-2	W
9/19	N3	Troy State	15-9, 18-16, 15-10	W
9/23	H	Winthrop	15-3, 15-4, 15-9	W
9/25	A	Mississippi State*	11-15, 15-6, 15-1, 15-6	W
9/27	A	Mississippi*	15-13, 13-15, 15-3, 15-11	W
9/30	H	Davidson	15-1, 15-5, 15-9	W
10/2	H	Florida*	15-10, 0-15, 9-15, 13-15	L
10/9	H	Alabama*	15-9, 15-12, 15-11	W

10/11	H	Auburn*	15-6, 15-13, 15-11	W
10/16	A	Kentucky*	12-15, 13-15, 15-13, 13-15	L
10/18	A	Tennessee*	15-12, 15-12, 15-4	W
10/23	H	LSU*	10-15, 15-10, 15-11, 16-14	W
10/25	H	Arkansas*	14-16, 8-15, 3-15	L
11/1	A	Florida*	11-15, 1-15, 9-15	L
11/6	H	Tennessee*	15-12, 12-15, 15-13, 15-9	W
11/8	H	Kentucky*	15-6, 15-5, 9-15, 15-5	W
11/13	H	Georgia*	11-15, 15-12, 15-7, 8-15, 9-15	L
11/14	A	Georgia*	5-15, 18-16, 14-16, 12-15	L
11/20	N4	Mississippi State	15-13, 15-11, 15-7	W
11/21	A4	Arkansas	4-15, 5-15, 2-15	L
11/27	N5	Washington State	9-15, 11-15, 5-15	L
11/28	N5	Washington	5-15, 12-15, 7-15	L
12/4	N6	Colorado State	15-6, 7-15, 7-15, 15-10, 12-15	L

1=Carolina Classic (Columbia, S.C.); **2**=Oklahoma Invitational (Norman, Okla.); **3**=Chattanooga Tournament (Chattanooga, Tenn.); **4**=SEC Tournament (Fayetteville, Ark.); **5**=SEC/Pac-10 Challenge (Orlando, Fla.); **6**=NCAA Tournament (Austin, Texas); *=SEC match


1999
Record: 14-12, 8-6 SEC
Coach: Kim Hudson

Date	H/A/N	Opponent	Game Scores	W/L
9/1	H	North Carolina A&T	15-5, 15-6, 15-3	W
9/3	A1	Florida State	15-11, 15-8, 15-4	W
9/4	N1	Indiana	11-15, 9-15, 15-13, 9-15	L
9/4	N1	Florida International	15-2, 15-13, 15-8	W
9/10	N2	Arizona State	14-16, 9-15, 6-15	L
9/10	A2	Georgia Tech	15-6, 3-15, 12-15, 16-14, 15-11	W
9/11	N2	UC Santa Barbara	6-15, 8-15, 5-15	L
9/11	N2	Virginia Tech	15-7, 15-6, 15-6	W
9/17	H3	Michigan	15-11, 15-10, 15-17, 14-16, 11-15	L
9/19	H3	Virginia	15-13, 15-6, 15-11	W
9/24	H	Kentucky*	14-16, 15-8, 15-11, 15-8	W
9/26	H	Tennessee*	13-15, 15-9, 15-9, 15-2	W
9/28	A	Clemson	15-4, 9-15, 8-15, 15-10, 11-15	L
10/1	A	LSU*	15-5, 15-12, 6-15, 15-10	W
10/3	A	Arkansas*	4-15, 14-16, 8-15	L
10/8	H	Mississippi*	15-7, 15-6, 15-11	W
10/10	H	Mississippi State*	15-5, 15-6, 13-15, 15-11	W
10/15	A	Florida*	3-15, 9-15, 2-15	L
10/22	A	Auburn*	13-15, 15-5, 15-13, 16-14	W
10/24	A	Alabama*	15-12, 13-15, 12-15, 7-15	L
10/31	H	Florida*	7-15, 4-15, 3-15	L
11/4	A	Georgia*	11-15, 7-15, 9-15	L
11/6	H	Georgia*	9-15, 15-10, 15-7, 15-10	W
11/12	A	Tennessee*	7-15, 15-11, 15-13, 15-4	W
11/14	A	Kentucky*	15-12, 15-9, 9-15, 9-15, 6-15	L
11/19	N4	Kentucky	6-15, 8-15, 14-16	L

1=Florida State Invitational (Tallahassee, Fla.); **2**=Georgia Tech Invitational (Atlanta, Ga.); **3**=Carolina Classic (Columbia, S.C.); **4**=SEC Tournament (Knoxville, Tenn.); *=SEC match

2000
Record: 22-7, 12-2 SEC
NCAA Second Round
Coach: Kim Hudson

Date	H/A/N	Opponent	Game Scores	W/L
9/1	H1	Liberty	15-2, 15-4, 15-9	W
9/1	H1	Duke	15-8, 15-9, 15-8	W
9/2	H1	Xavier	15-13, 15-1, 12-15, 15-8	W
9/2	H1	Texas Tech	11-15, 10-15, 11-15	L
9/8	N2	New Mexico	14-16, 15-8, 15-2, 10-15, 7-15	W
9/8	N2	Northern Illinois	10-15, 15-11, 15-17, 15-9, 15-17	L
9/9	A2	Michigan	11-15, 10-15, 12-15	L
9/13	H	Clemson	15-5, 15-1, 15-5	W
9/15	H3	Miami (Ohio)	15-12, 15-3, 15-1	W



Ashley Edlund was a four-year starter for the Gamecocks at the setter position. She holds the school record for career assists with 5,177 and was a four-time All-SEC and AVCA All-South Region honoree.



YEARLY & POST-SEASON RESULTS

2004

Record: 12-15, 5-11 SEC

Coach: Kim Hudson

Date	H/A/N	Opponent	Game Scores	W/L
9/3	A	Wake Forest	19-30, 30-26, 20-30, 22-30	L
9/4	N1	Connecticut	30-27, 30-24, 25-30, 30-24	W
9/4	N1	Marshall	30-20, 30-21, 32-30	W
9/7	H	Clemson	30-24, 30-22, 30-23	W
9/10	A2	Duke	21-30, 21-30, 24-30	L
9/11	N2	Northern Illinois	30-28, 30-27, 22-30, 30-21	W
9/11	N2	Towson	30-27, 30-23, 30-19	W
9/18	H3	Michigan State	30-22, 30-21, 21-30, 25-30, 15-6	W
9/19	H3	Notre Dame	30-28, 25-30, 30-22, 30-23	W
9/24	H	Mississippi State*	31-33, 27-30, 28-30	L
9/26	H	Mississippi*	30-26, 30-26, 30-24	W
9/29	H	Tennessee*	23-30, 29-31, 14-30	L
10/1	H	Kentucky*	28-30, 30-24, 30-25, 28-30, 14-16	L
10/8	A	Mississippi*	30-26, 30-27, 31-33, 30-21	W
10/10	A	Mississippi State*	35-33, 30-14, 30-19	W
10/15	A	Alabama*	20-30, 25-30, 25-30	L
10/17	A	Auburn*	30-18, 30-20, 30-23	W
10/22	H	Georgia*	30-32, 30-26, 24-30, 25-30	L
10/24	H	Florida*	16-30, 22-30, 21-30	L
10/27	A	Tennessee*	30-28, 26-30, 23-30, 24-30	L
10/31	A	Kentucky*	30-24, 30-20, 23-30, 34-36, 12-15	L
11/5	H	LSU*	23-30, 19-30, 30-26, 26-30	L
11/7	H	Arkansas*	30-23, 30-27, 30-22	W
11/12	A	Florida*	18-30, 22-30, 18-30	L
11/14	A	Georgia*	29-31, 26-30, 26-30	L
11/19	A4	Florida	7-30, 20-30, 22-30	L
11/27	H	North Carolina	29-31, 35-33, 21-30, 15-30	L

1=Wake Forest Invitational (Winston-Salem, N.C.); 2=Duke Invitational (Durham, N.C.); 3=Gamecock Invitational (Columbia, S.C.); 4=SEC Tournament (Gainesville, Fla.); *=SEC match

2005

Record: 13-14, 5-11 SEC

Coach: Nancy Somera

Date	H/A/N	Opponent	Game Scores	W/L
9/2	N1	Pittsburgh	30-26, 30-17, 31-33, 30-25	W
9/2	A1	Florida State	30-21, 22-30, 30-17, 30-23	W
9/3	N1	Mercer	30-23, 30-26, 30-21	W
9/6	H	Charlotte	30-25, 30-20, 30-21	W
9/9	N2	Coastal Carolina	30-19, 30-24, 30-18	W
9/10	N2	Purdue	24-30, 25-30, 12-30	L
9/10	A2	North Carolina	24-30, 30-27, 33-31, 30-27	W
9/13	A	Clemson	25-30, 20-30, 28-30	L
9/15	A3	Charleston	27-30, 29-31, 23-30	L
9/16	N3	Houston	30-23, 30-21, 38-40, 30-28	W
9/23	N4	LSU*	20-30, 17-30, 30-26, 30-28, 11-15	L
9/25	A	Arkansas*	30-25, 27-30, 30-22, 29-31, 18-20	L
9/30	H	Mississippi State*	30-19, 23-30, 30-27, 30-20	W
10/2	H	Mississippi*	30-26, 30-22, 30-26	W
10/7	A	Georgia*	30-28, 25-30, 24-30, 30-26, 13-15	L
10/9	A	Florida*	25-30, 22-30, 17-30	L
10/14	A	Alabama*	27-30, 20-30, 29-31	L
10/16	A	Auburn*	30-28, 28-30, 30-23, 30-21	W
10/23	H	Kentucky*	30-24, 29-31, 20-30, 24-30	L
10/26	H	Tennessee*	30-15, 18-30, 18-30, 21-30	L
10/28	H	Florida*	23-30, 16-30, 21-30	L
10/30	H	Georgia*	30-22, 24-30, 30-24, 22-30, 9-15	L
11/4	A	Kentucky*	21-30, 26-30, 16-30	L
11/9	A	Tennessee*	20-30, 22-30, 30-32	L
11/11	H	Auburn*	23-30, 30-27, 30-24, 30-21	W
11/13	H	Alabama*	26-30, 15-30, 30-25, 30-21, 15-13	W
11/26	H	Winthrop	30-18, 30-20, 30-24	W

1=Florida State Tournament (Tallahassee, Fla.); 2=GlaxoSmithKline Volleyball Classic (Chapel Hill, N.C.); 3=Charleston Invitational (Charleston, S.C.); 4=Played in Fayetteville, Ark.; *=SEC match

NCAA TOURNAMENT RESULTS

Year	Round	Site	Opponent	Score	W/L
1984	First	1	Duke	1-3	L
1995	First	2	Hofstra	3-0	W
	Second		Texas A&M	0-3	L
1997	First	3	Illinois State	3-0	W
	Second		Texas	0-3	L
1998	First	3	Colorado State	2-3	L
2000	First	4	George Washington	3-0	W
	Second		Nebraska	2-3	L
2001	First	5	North Carolina	1-3	L
2002	First	5	American	3-1	W
	Second		North Carolina	1-3	L

1=Durham, N.C.; 2=Hempstead, N.Y.; 3=Austin, Texas; 4=Lincoln, Neb.; 5=Chapel Hill, N.C.

SEC TOURNAMENT RESULTS

Year	Round	Site	Opponent	Score	W/L
1991	Quarters	1	Mississippi	1-3	L
1992	Quarters	2	Mississippi	1-3	L
1993	Quarters	2	Mississippi	3-1	W
	Semis		Georgia	0-3	L
1994	First	3	Mississippi State	3-0	W
	Quarters		Alabama	3-0	W
	Semis		Florida	0-3	L
1995	First	4	Mississippi State	3-0	W
	Quarters		LSU	3-1	W
	Semis		Florida	0-3	L
1996	Quarters	5	Mississippi	3-2	W
	Semis		Arkansas	2-3	L
1997	Quarters	6	Mississippi	3-0	W
	Semis		Arkansas	0-3	L
1998	Quarters	7	Mississippi State	3-0	W
	Semis		Arkansas	0-3	L
1999	Quarters	8	Kentucky	0-3	L
2000	Quarters	3	Georgia	2-3	L
2001	Quarters	8	Tennessee	3-2	W
	Semis		Arkansas	1-3	L
2002	Quarters	7	Alabama	0-3	L
2003	Quarters	5	Alabama	0-3	L
2004	Quarters	3	Florida	0-3	L

1=Mobile, Ala.; 2=Birmingham, Ala.; 3=Gainesville, Fla.; 4=Baton Rouge, La.; 5=Columbia, S.C.; 6=Athens, Ga.; 7=Fayetteville, Ark.; 8=Knoxville, Tenn.

METRO TOURNAMENT RESULTS

Year	Round	Site	Opponent	Score	W/L
1983	Quarters	1	Virginia Tech	3-0	W
	Semis		Louisville	3-1	W
	Final		Florida State	2-3	L
1984	Quarters	2	Tulane	3-1	W
	Semis		Florida State	3-0	W
	Final		Louisville	3-0	W
1985	Quarters	3	Virginia Tech	3-1	W
	Semis		Southern Miss	3-2	W
	Final		Florida State	1-3	L
1986	Quarters	4	Southern Miss	3-0	W
	Semis		Memphis	3-2	W
	Final		Florida State	1-3	L
1987	Quarters	5	Louisville	3-1	W
	Semis		Florida State	1-3	L
1988	Quarters	6	Virginia Tech	3-0	W
	Semis		Florida State	0-3	L
1989	Quarters	7	Louisville	0-3	L
1990	Quarters	1	Cincinnati	1-3	L

1=Louisville, Ky.; 2=Columbia, S.C.; 3=Hattiesburg, Miss.; 4=Blacksburg, Va.; 5=Memphis, Tenn.; 6=Cincinnati, Ohio; 7=Tallahassee, Fla.

SERIES RESULTS



<p>Alabama 12-15 9/21/1979 A L 0-2 9/20/1980 A W 2-1 9/25/1981 N L 0-2 10/9/1981 N L 0-2 10/16/1981 N L 0-2 10/4/1991 H L 1-3 11/23/1991 A L 1-3 10/11/1992 H L 2-3 10/1/1993 H W 3-0 11/19/1993 A L 1-3 9/30/1994 H W 3-2 11/18/1994 N W 3-0 10/15/1995 A L 1-3 10/6/1996 H W 3-1 10/17/1997 A W 3-0 10/9/1998 H W 3-0 10/24/1999 A L 1-3 10/13/2000 A W 3-0 10/28/2001 H W 3-0 9/29/2002 H W 3-0 10/18/2002 A W 3-0 11/22/2002 N L 0-3 11/2/2003 A L 1-3 11/21/2003 N L 0-3 10/15/2004 A L 0-3 10/14/2005 A L 0-3 11/13/2005 H W 3-2</p> <p>American 3-0 9/9/1995 N W 3-1 9/7/1996 H W 3-1 12/5/2002 N W 3-1</p> <p>Appalachian State 5-3 1975 — L 1-2 1975 — L 0-2 1976 — L 1-2 9/17/1983 H W 3-0 9/27/1991 N W 3-1 9/24/1993 H W 3-0 9/2/1995 H W 3-0 9/19/2000 H W 3-0</p> <p>Arizona 0-2 9/9/1995 A L 0-3 8/31/1997 H L 0-3</p> <p>Arizona State 2-1 9/10/1999 N L 0-3 9/1/2001 A W 3-2 9/6/2002 H W 3-1</p> <p>Arkansas 6-11 10/21/1994 A W 3-1 9/29/1995 H W 3-1 10/27/1996 A L 0-3 11/23/1996 H L 2-3 10/5/1997 H W 3-1 11/22/1997 N L 0-3 10/25/1998 H L 0-3 11/21/1998 A L 0-3 10/3/1999 A L 0-3 9/24/2000 A W 3-1 10/12/2001 H L 1-3 11/17/2001 N L 1-3 10/4/2002 A W 3-1</p>	<p>9/28/2003 A L 0-3 10/17/2003 H L 0-3 11/7/2004 H W 3-0 9/25/2005 A L 2-3</p> <p>Arkansas State 0-2 9/22/1989 N L 0-3 9/7/1990 H L 1-3</p> <p>Auburn 14-6 11/4/1978 N W 2-0 9/8/1990 H L 1-3 10/20/1991 H L 2-3 10/4/1992 A L 0-3 11/20/1992 H L 0-3 10/31/1993 H W 3-1 10/2/1994 H L 2-3 10/13/1995 A L 0-3 10/4/1996 H W 3-2 10/19/1997 A W 3-0 10/11/1998 H W 3-0 10/22/1999 A W 3-1 10/15/2000 A W 3-0 10/26/2001 H W 3-0 9/27/2002 H W 3-0 10/20/2002 A W 3-0 10/31/2003 A W 3-0 10/17/2004 A W 3-0 10/16/2005 A W 3-1 11/11/2005 H W 3-1</p> <p>Ball State 2-0 9/13/1986 H W 3-0 8/30/2003 N W 3-2</p> <p>Baptist 1-0 10/2/1990 H W 3-0</p> <p>Baylor 0-1 9/19/1992 N L 2-3</p> <p>Benedict 1-0 1976 — W 2-0</p> <p>Berry 1-0 11/4/1978 N W 2-0</p> <p>Boise State 1-0 9/14/1996 N W 3-2</p> <p>Boston College 1-0 10/15/1988 N W 3-0</p> <p>Bradley 0-1 9/21/1990 N L 1-3</p> <p>Campbell 1-0 9/7/1991 N W 3-0</p> <p>Catawba 1-0 10/20/1978 N W 2-0</p> <p>Catholic 0-1 10/27/1979 N L 1-2</p> <p>Central Florida 8-3 9/21/1979 N L 0-2</p>	<p>10/10/1980 N L 0-2 9/25/1981 N L 0-2 10/8/1982 N W 2-1 9/8/1984 A W 3-0 10/27/1984 H W 3-0 9/6/1986 A W 3-0 9/25/1992 H W 3-2 9/15/1994 A W 3-1 8/31/1996 N W 3-2 11/7/1996 H W 3-0</p> <p>Charleston 26-12 1975 — W 2-0 1975 — L 0-2 1976 — W 2-1 1976 — L 0-2 1976 — W 2-0 1976 — L 1-2 10/17/1978 — W 2-0 10/6/1978 H W 1-2 10/7/1978 H W 2-0 10/7/1978 H L 1-2 9/30/1978 — W 2-1 9/30/1978 — L 1-2 10/17/1979 H L 0-2 11/7/1979 A W 2-0 10/16/1980 H L 0-3 10/3/1980 H W 2-0 11/4/1980 A L 2-3 11/7/1981 H — — 10/1/1982 H W 2-0 10/19/1982 A L 2-3 11/3/1982 H L 1-2 10/19/1983 H W 3-0 10/4/1983 A W 3-0 10/30/1985 H W 3-2 9/24/1986 A W 3-0 10/14/1987 H W 3-1 11/12/1988 A W 3-0 9/19/1989 H W 3-1 10/30/1990 A W 3-0 8/31/1990 H W 3-0 9/24/1991 H W 3-1 9/7/1991 N W 3-2 10/7/1992 A W 3-1 10/20/1993 H L 2-3 9/11/1993 H W 3-1 9/3/1994 H W 3-0 9/22/1995 A W 3-0 10/22/1996 H W 3-0 9/15/2005 A L 0-3</p> <p>Charleston Southern 5-0 9/28/1991 N W 3-0 9/11/1992 H W 3-0 9/11/1993 H W 3-0 9/2/1994 H W 3-0 9/1/1998 H W 3-0</p> <p>Charlotte 9-0 10/1/1982 H W 2-0 10/18/1983 H W 3-0 11/8/1983 A W 3-0 10/5/1988 H W 3-1 10/17/1989 A W 3-0 9/11/1990 H W 3-0 9/10/1991 A W 3-0</p>	<p>10/26/1993 H W 3-1 9/6/2005 H W 3-0</p> <p>Chattanooga 3-0 10/8/1983 N W 3-0 9/5/1998 H W 3-0 9/18/1998 A W 3-0</p> <p>Cincinnati 4-5 10/29/1983 A W 3-2 10/6/1984 H W 3-0 10/12/1985 A W 3-0 9/27/1986 H W 3-0 10/3/1987 A L 0-3 11/5/1988 H L 1-3 9/30/1989 A L 0-3 9/29/1990 H L 1-3 11/16/1990 N L 1-3</p> <p>Clemson 32-20 1977 — W 2-0 1977 — W 2-0 9/26/1978 — W 2-0 11/11/1978 — W 3-0 10/17/1979 H W 2-0 11/10/1979 N L 0-3 9/19/1980 N W 2-0 10/7/1980 A W 3-2 10/20/1980 H L 1-2 11/8/1980 N L 0-3 9/12/1981 N L 0-2 10/27/1981 A L 1-3 11/7/1981 H L 1-2 11/13/1981 N L 1-3 11/14/1981 N W 3-0 9/21/1982 A L 1-3 10/2/1982 H L 0-2 10/9/1982 N L 0-2 11/3/1982 H L 0-2 10/8/1983 N W 3-0 10/12/1983 H W 3-0 11/4/1983 A W 3-1 9/14/1984 H W 3-0 10/2/1984 A W 3-1 9/25/1985 H W 3-0 10/23/1985 A W 3-0 9/16/1986 H W 3-0 10/14/1986 A W 3-1 9/23/1987 A W 3-1 10/28/1987 H W 3-0 9/21/1988 A W 3-0 10/26/1988 H W 3-1 9/2/1989 H W 3-2 10/19/1989 A L 1-3 8/31/1990 H W 3-1 9/1/1990 H W 3-1 9/18/1990 H W 3-0 9/17/1991 A L 1-3 10/20/1992 H L 2-3 9/22/1993 A L 0-3 11/8/1994 H L 0-3 10/24/1995 A W 3-0 9/18/1996 H W 3-0 9/23/1997 A L 0-3 9/16/1998 H W 3-0 9/28/1999 A L 2-3 9/13/2000 H W 3-0</p>	<p>10/10/2001 A W 3-1 9/10/2002 H W 3-2 9/9/2003 A L 1-3 9/7/2004 H W 3-0 9/13/2005 A L 0-3</p> <p>Cleveland State 2-0 9/17/1994 N W 3-0 9/15/1995 N W 3-0</p> <p>Coastal Carolina 9-0 1975 — W 2-0 1976 — W 2-0 1976 — W 2-0 9/1/1989 H W 3-0 9/1/1990 H W 3-0 9/12/1992 H W 3-1 9/10/1993 H W 3-0 9/5/1998 H W 3-0 9/9/2005 N W 3-0</p> <p>Coker 1-0 1976 — W 2-0</p> <p>Colorado 0-1 9/15/1989 A L 0-3</p> <p>Colorado State 0-1 12/4/1998 N L 2-3</p> <p>Columbia 2-0 1976 — W 2-0 10/17/1978 — W 2-0</p> <p>Concord 1-0 10/20/1978 N W 2-0</p> <p>Connecticut 1-0 9/4/2004 N W 3-1</p> <p>Converse 1-0 1976 — W 2-0</p> <p>Covenant 1-0 11/3/1978 N W 2-0</p> <p>Creighton 1-0 9/7/2002 H W 3-0</p> <p>Davidson 3-0 9/12/1994 H W 3-0 9/4/1995 A W 3-0 9/30/1998 H W 3-0</p> <p>Delaware 2-0 10/27/1979 N W 2-0 12/2/1994 N W 3-1</p> <p>Drexel 1-0 9/22/1990 N W 3-1</p> <p>Duke 7-9 11/17/1978 N L 1-2 10/20/1979 N W 1-0 10/24/1980 N L 0-2 10/16/1982 N L 1-2 9/17/1983 H W 3-0</p>
---	---	--	--	---

SERIES RESULTS



Liberty 1-0
9/1/2000 H W 3-0

Limestone 1-0
1976 — W 2-0

Long Beach State 0-1
9/14/2002 A L 1-3

Louisburg 1-0
10/21/1978 N W 2-0

Louisiana Tech 2-1
10/18/1984 A W 3-1
9/19/1992 N L 2-3
9/13/1997 N W 3-0

Louisiana-Monroe 1-0
9/6/1985 N W 3-1

Louisville 6-7
9/25/1982 N L 0-2
10/28/1983 N W 3-2
11/18/1983 A W 3-1
10/5/1984 H L 1-3
11/17/1984 H W 3-0
10/11/1985 A L 1-3
9/26/1986 H W 3-0
10/2/1987 A W 3-2
11/20/1987 N W 3-1
11/4/1988 H L 0-3
9/29/1989 A L 2-3
11/17/1989 N L 0-3
9/28/1990 H L 2-3

LSU 10-8
10/13/1991 A L 0-3
10/23/1992 A L 0-3
11/8/1992 H L 0-3
10/17/1993 A L 0-3
10/23/1994 A W 3-0
10/1/1995 H L 1-3
11/17/1995 A W 3-1
10/25/1996 H W 3-1
10/3/1997 H W 3-0
10/23/1998 H W 3-1
10/1/1999 A W 3-1
9/22/2000 A W 3-0
10/14/2001 H W 3-1
10/6/2002 A W 3-1
9/26/2003 A W 3-0
10/19/2003 H L 1-3
11/5/2004 H L 1-3
9/23/2005 A L 2-3

Mars Hill 1-0
9/10/1982 N W 2-1

Marshall 1-0
9/4/2004 N W 3-0

Maryland 2-4
10/24/1980 A L 1-2
10/22/1982 A W 2-0
11/10/1984 N W 3-1
9/22/1990 A L 1-3
9/16/1995 N L 2-3

9/19/1997 A L 1-3

Memphis 7-4
10/4/1980 H W 2-1
9/26/1981 N L 1-2
10/14/1983 N W 3-2
11/2/1984 A W 3-1
10/25/1985 H W 3-1
10/31/1986 A W 3-0
11/22/1986 N W 3-2
10/9/1987 H L 1-3
10/28/1988 A W 3-1
10/7/1989 H L 1-3
11/2/1990 H L 0-3

Mercer 4-0
9/15/1990 N W 3-0
9/28/1991 N W 3-0
9/4/1993 H W 3-0
9/3/2005 N W 3-0

Miami (Fla.) 1-3
10/27/1978 N W 2-0
10/12/1979 N L 0-2
9/19/1980 N L 1-2
10/17/1981 N L 0-2

Miami (Ohio) 3-0
12/2/1994 N W 3-0
9/15/2000 H W 3-0
9/8/2001 A W 3-0

Miami-Dade South 2-2
10/14/1978 N L 0-2
10/28/1978 N W 2-1
10/10/1980 N L 0-2
9/24/1983 N W 3-0

Michigan 0-2
9/17/1999 H L 2-3
9/9/2000 A L 0-3

Michigan State 1-4
9/5/1986 N L 1-3
9/16/1995 A L 0-3
8/31/2002 A L 1-3
9/5/2003 H L 1-3
9/18/2004 H W 3-2

Minnesota 2-1
10/8/1982 N L 0-2
9/7/1984 N W 3-2
9/8/1984 N W 3-1

Mississippi 19-6
10/17/1987 N W 3-0
10/29/1988 A W 3-0
9/14/1990 N L 1-3
10/11/1991 A L 0-3
11/29/1991 N L 1-3
10/25/1992 A L 2-3
11/6/1992 H L 2-3
11/27/1992 N L 1-3
10/15/1993 A W 3-1
11/26/1993 N W 3-1
9/23/1994 A W 3-0
10/6/1995 H W 3-0

9/29/1996 A W 3-1
11/22/1996 H W 3-2
10/12/1997 H W 3-1
11/21/1997 N W 3-0
9/27/1998 A W 3-1
10/8/1999 H W 3-0
10/20/2000 H W 3-0
9/30/2001 A W 3-0
11/1/2002 G W 3-0
10/3/2003 H W 3-0
9/26/2004 H W 3-0
10/8/2004 A W 3-1
10/2/2005 H W 3-0

Mississippi State 18-6
10/22-23/1976 N L 1-2
10/27/1978 N W 2-1
9/30/1983 H W 3-0
10/6/1991 H L 0-3
11/22/1991 A L 1-3
10/9/1992 H W 3-2
10/3/1993 H W 3-0
11/20/1993 A L 2-3
9/25/1994 A L 2-3
11/18/1994 N W 3-0
10/8/1995 H W 3-0
11/17/1995 N W 3-0
9/27/1996 A W 3-1
10/10/1997 H W 3-0
9/25/1998 A W 3-1
11/20/1998 N W 3-0
10/10/1999 H W 3-1
10/22/2000 H W 3-1
9/28/2001 A W 3-0
11/3/2002 G W 3-0
10/5/2003 H W 3-0
9/24/2004 H L 0-3
10/10/2004 A W 3-0
9/30/2005 H W 3-1

Miss. Univ. for Women 0-2
9/21/1979 N L 0-2
9/19/1980 N L 0-2

Missouri State 1-0
9/4/1998 H W 3-2

Morehead State 3-3
10/2/1981 H W 2-0
9/24/1982 N L 1-2
10/9/1982 N L 0-2
10/1/1983 H W 3-0
11/3/1984 A W 3-0
9/17/1988 N L 0-3

Murray State 1-0
9/18/1998 N W 3-0

N.C. State 11-10
1975 — L 0-2
1976 — L 1-2
10/5/1979 H L 0-2
10/4/1980 H L 0-2
10/1/1982 H L 0-2
10/2/1982 H L 0-2
9/23/1983 A W 3-0
10/1/1983 H W 3-1

9/22/1984 A W 3-0
10/26/1984 H W 3-0
9/20/1985 A W 3-2
11/1/1985 H W 3-0
9/12/1986 H L 2-3
11/7/1986 A W 3-2
9/11/1987 H W 3-2
11/13/1987 A L 0-3
9/9/1988 H L 1-3
11/12/1989 H W 3-0
11/9/1990 H W 3-1
9/14/1991 A L 0-3
9/6/1997 H W 3-0

Nebraska 0-1
12/3/2000 A L 2-3

New Mexico 1-1
9/28/1985 N L 0-3
9/8/2000 N W 3-2

New Orleans 3-0
10/13/1978 N W 2-1
10/8/1988 A W 3-0
9/8/1995 N W 3-1

Nicholls State 3-0
10/25/1990 A W 3-1
9/5/1992 H W 3-0
9/16/1994 N W 3-2

North Carolina 7-17
10/29-30/1976 N L 1-2
10/15/1977 N L 0-2
11/18-19/1977 N L 0-2
11/18-19/1977 N L 0-1
10/14/1978 N W 2-0
11/17/1978 N L 0-2
9/26/1980 N L 0-2
10/3/1980 H L 0-2
10/9/1981 N L 0-2
10/8/1982 N L 0-2
10/7/1983 N W 3-2
11/9/1984 A W 3-1
9/14/1985 H L 1-3
9/21/1985 N L 0-3
11/14/1987 A L 0-3
10/19/1988 H W 3-2
9/7/1990 H L 2-3
11/24/2001 H W 3-1
11/29/2001 A L 1-3
12/6/2002 A L 1-3
9/7/2003 H W 3-1
11/29/2003 A L 0-3
11/27/2004 H L 1-3
9/10/2005 A W 3-1

North Carolina A&T 1-0
9/1/1999 H W 3-0

Northern Illinois 1-2
12/3/1994 N L 0-3
9/8/2000 N L 2-3
9/11/2004 N W 3-1

Northern Iowa 0-1
8/29/2003 N L 0-3

Northern Kentucky 0-3
11/17/1978 N L 0-2
10/20/1979 N L 1-3
9/26/1980 N L 0-2

Northwestern 0-1
9/26/1981 N L 0-2

Notre Dame 2-1
8/31/1996 A L 0-3
9/14/2003 A W 3-1
9/19/2004 H W 3-1

Oakland 1-0
8/30/2002 N W 3-0

Ohio 1-0
9/5/1992 H W 3-1

Oklahoma 3-2
9/9/1994 A L 2-3
9/6/1996 H L 1-3
8/29/1997 H W 3-0
9/11/1998 A W 3-0
9/12/1998 A W 3-1

Oral Roberts 3-1
11/1/1986 N L 1-3
9/2/1994 H W 3-0
9/3/1994 H W 3-0
9/22/2002 H W 3-0

Pacific 1-1
9/12/1998 N L 0-3
9/7/2002 H W 3-0

Pennsylvania 3-1
9/21/1985 N L 2-3
9/19/1986 N W 3-0
10/17/1986 N W 3-1
9/16/1988 N W 3-1

Pepperdine 0-1
9/16/1989 N L 0-3

Pittsburgh 1-2
10/27/1979 N L 0-2
10/25/1980 N L 1-2
9/2/2005 N W 3-1

Princeton 1-0
10/27/1979 N W 2-0

Providence 0-2
11/9/1984 N L 0-3
9/28/1985 N L 1-3

Purdue 2-1
9/10/1994 N W 3-2
9/7/2001 N W 3-0
9/10/2005 N L 0-3

Rhode Island 1-2
10/22/1982 N L 1-2
9/27/1985 A L 2-3
11/6/1987 H W 3-0

