



2014-15 GAME NOTES

SOUTH CAROLINA WOMEN'S BASKETBALL

Assoc. Media Relations Dir.: Diana Koval | Office: 803.777.7977 | Cell: 314.369.6050 | Email: dkoval@mailbox.sc.edu
Website: www.GamecocksOnline.com | Twitter: @GamecockWBB | Instagram: @GamecockWBB

Game Information

Date: Thursday, December 4, 2014 | 8 p.m.
Site: Columbia, S.C.
Arena: Colonial Life Arena
Tickets: \$7 adult, \$4 youth (17 and under)
Broadcast: SEC Network (Brenda VanLengen pxp, Carol Ross, analyst)
Radio: 107.5 The Game (Brad Muller)
Live Stats: GamecocksOnline.com

2014-15 Schedule

Nov. 2	Coker (Exh.) (SECN+)	W, 100-25
Nov. 15	Southern California (SECN+)	W, 70-61
Nov. 20	Clemson (SECN)	W, 99-41
Nov. 23	San Diego State (SECN+)	W, 89-38
<i>Jumkanoo Jam (Lucaya Division) • Freeport, Bahamas</i>		
Nov. 27	vs. Wisconsin	W, 67-44
Nov. 28	vs. #22/22 Syracuse	W, 67-63
Dec. 1	NC Central (SECN+)	W, 90-26
Dec. 4	Charlotte (SECN)	8 p.m.
Dec. 7	at Duke (ESPN2)	1 p.m.
Dec. 14	Savannah State (SECN+)	Noon
Dec. 17	at Hampton	7 p.m.
<i>Gopher Classic • Minneapolis, Minn.</i>		
Dec. 20	vs. Central Michigan	1 p.m.
Dec. 21	vs. Liberty	1 p.m.
Jan. 2	Auburn* (SECN)	7 p.m.
Jan. 4	at LSU* (ESPN2)	3 p.m.
Jan. 8	at Alabama* (SECN+)	7 p.m.
Jan. 11	Kentucky* (ESPN2)	1 p.m.
Jan. 15	at Missouri* (SECN)	9 p.m.
Jan. 19	at Florida* (SECN)	7 p.m.
Jan. 26	Texas A&M* (ESPN2)	7 p.m.
Jan. 29	Alabama* (SECN+)	7 p.m.
Feb. 1	at Ole Miss* (ESPNU)	4:30 p.m.
Feb. 5	at Georgia* (SECN)	7 p.m.
Feb. 9	at Connecticut (ESPN2)	8 p.m.
Feb. 12	LSU* (FSN)	7 p.m.
Feb. 15	Vanderbilt* (ESPNU)	Noon
Feb. 19	at Arkansas* (SECN)	9 p.m.
Feb. 23	Tennessee* (ESPN2)	9 p.m.
Feb. 26	Mississippi State* (FSN)	7 p.m.
Mar. 1	at Kentucky* (ESPNU/2)	2/5 p.m.
<i>SEC Tournament • North Little Rock, Ark.</i>		
Mar. 4	First Round (SECN)	TBA
Mar. 5	Second Round (SECN)	TBA
Mar. 6	Quarterfinals (SECN)	TBA
Mar. 7	Semifinals (ESPNU)	TBA
Mar. 8	Final (ESPN)	TBA

* indicates SEC game
All Times Listed as Eastern and are subject to change

one.

Prior to each season, head coach Dawn Staley chooses a theme for her team to play under. This season's is "one."

With expectations surrounding this season, Staley believed it was important for her team to focus on the collective instead of any individual, knowing that to thrive in pressure situations, each student-athlete may have to sacrifice a piece of herself to become one team.

South Carolina Gamecocks 6-0



VS.



Charlotte 49ers 1-5

Ranking: 1/2 (AP/Coaches)
Head Coach: Dawn Staley
Record at SC: 127-71 (7th)
Career Rec.: 299-151 (15th)

Top Scorer: Mitchell (15.8 ppg)
Top Reb.: Coates/Wilson (7.2 rpg)

Series History: SC leads 17-6
In Columbia: SC leads 9-3
In Charlotte: SC leads 8-3
Neutral Site: Never Met
Current Streak: SC last one

Ranking: -/-
Head Coach: Cara Consuegra
Record at CHA: 58-41 (4th)
Career Rec.: Same

Top Scorer: Webster (12.0 ppg)
Top Reb.: Webster (5.7 rpg)















South Carolina Notables

- The Gamecocks are in their 41st season of women's basketball. It is the program's 24th season in the SEC and the seventh under head coach Dawn Staley. South Carolina has played in the last three NCAA Tournaments, including two trips to the Sweet 16 (2012, 2014).
- Head coach Dawn Staley is going for her 300th career win tonight.
- After putting three different starting lineups on the floor in the first three games of the season, Staley has sent the same lineup out of the last three games – Alaina Coates, Elem Ibiam, Aleighsa Welch, Tiffany Mitchell and Khadijah Sessions.
- South Carolina's bench has accounted for 37.3 of the team's 80.3 points per game this season. In fact, the Gamecock bench is rivaling its opponents' total scoring as South Carolina is third in the nation in scoring defense at 45.5 points per game.
- With four Gamecocks standing at least 6-foot-4, South Carolina has scored 228 points (38.0 per game) in the paint this season, accounting for 47.3 percent of its total scoring. Meanwhile, the Gamecocks 25th in the national in 3-point field goal shooting, hitting an SEC-best 39.0 percent from outside the arc while averaging 6.5 made 3s per game to rank fourth in the league.
- South Carolina also leads the SEC in assists per game at 21.3, which ranks fourth in the nation. The Gamecocks have assisted on 128 of their 180 made field goals (71.1%). The team has done a great job protecting the ball as well and leads the nation in assist-to-turnover ratio at 2.0 (128:64).
- Defense is still a focal point for the Gamecocks, not allowing an opponent to reach the 65-point mark this season to rank third in the nation in scoring defense (45.5 ppg). In fact, in the last four seasons, South Carolina has yielded 70 or more points just seven times in 108 outings. An opponent has failed to cross the 60-point barrier in 78 of the 108 contests beginning with the 2010-11 season.
- Junior Tiffany Mitchell and forward Aleighsa Welch were named to both the Wooden Award Preseason Top 30 and the Wade Watch List. South Carolina is one of four programs with two entries on both lists.
- In a vote of student-athletes and coaches, the Gamecocks have four captains this season – Asia Dozier, Elem Ibiam, Tiffany Mitchell and Aleighsa Welch.

Tale of the Tape

CHA		SC
1-5	Overall Record	6-0
0-0	Conference Record	0-0
0-2	Home Record	4-0
1-0	Away Record	0-0
0-3	Neutral Record	2-0
59.2	Points Per Game	80.3
69.8	Opp. Points Per Game	45.5
.374	Field Goal %age	.483
.458	Opp. Field Goal %age	.309
.327	3-Pt. Field Goal %age	.390
.390	Opp. 3-Pt. Field Goal %age	.306
.667	Free Throw %age	.664
10.0	FTs Made Per Game	13.8
12.3	Assists Per Game	21.3
+1.2	Turnover Margin	+10.2
33.7	Rebounds Per Game	41.5
-3.7	Rebounding Margin	+7.8
10.3	Steals Per Game	12.2
3.2	Blocked Shots Per Game	6.0

2014-15 South Carolina Media Roster

0		India Farmer 6-0 • So. • Forward • N. Myrtle Beach, S.C. PPG 0.3 RPG 0.8 APG 0.0 FG% -- FT% .500	LAST GAME: 2 rebs vs. NC Central NOTABLE: Seen action in four games this season ... great team player ... works hard with good attitude ... played in 18 games, including seven SEC contests and four postseason outings.	Career Highs Pts: 3, 2x, vs. Alabama, 1/19/14 Reb: 3 vs. NC Central, 12/2/13 Ast: — Stl: —
1		Bianca Cuevas 5-6 • Fr. • Guard • Bronx, N.Y. <i>kway-VAAS</i> PPG 4.5 RPG 1.5 APG 2.2 FG% .313 FT% .600	LAST GAME: 4 pts, 5 assts vs. NC Central NOTABLE: Quick, crafty guard ... 10+ points in two games ... 5 assists in two games ... struggled shooting in Junkanoo Jam ... rated No. 35 player in 2014 class ... McDonald's All-America.	Career Highs Pts: 11 vs. SDSU, 11/23/14 Reb: 3, 2x, vs. SDSU, 11/23/14 Ast: 5 vs. SDSU, 11/23/14 Stl: 4 vs. SDSU, 11/23/14
2		Olivia Gaines 5-7 • Sr. • Guard • Chester, S.C. PPG 0.7 RPG 1.5 APG 1.0 FG% .200 FT% --	LAST GAME: 4 pts, 1 reb vs. NC Central NOTABLE: Key defensive stopper ... played in all six games this season ... season-high four points (2-of-3 FG) vs. NCCU ... drew second career start against San Diego State.	Career Highs Pts: 7 vs. Savannah St., 12/28/13 Reb: 5, 2x, vs. Clemson, 11/20/14 Ast: 5 vs. Chas. Sthrn., 11/8/13 Min: 23 vs. Alabama, 1/19/14
3		Kaydra Duckett 5-8 • Fr. • Guard • Columbia, S.C. <i>KAY-druh DUCK-it</i> PPG 0.7 RPG 0.3 APG 0.3 FG% 1.00 FT% --	LAST GAME: 2 pts, 1 reb, 1 stl vs. NC Central NOTABLE: 1st career points vs. NCCU ... rated No. 32 player in 2014 class ... 3A player of the year ... won two state titles (2012, 2014).	Career Highs Pts: 2 vs. NC Central, 12/1/14 Reb: 1 vs. NC Central, 12/1/14 Ast: 1 vs. Clemson, 11/20/14 Stl: 1 vs. NC Central, 12/1/14
5		Khadijah Sessions 5-8 • Jr. • Guard • Myrtle Beach, S.C. <i>kuh-DEE-zhub SESH-uns</i> PPG 5.0 RPG 2.8 APG 3.7 FG% .393 FT% .571	LAST GAME: 4 pts, 8 assts, 4 stls vs. NC Central NOTABLE: Started five games this season ... leads nation in assist-to-turnover ratio (11.0; 22:2) ... career high assts vs. NCCU ... hit key layup late in comeback against #22/22 Syracuse.	Career Highs Pts: 19 vs. Auburn, 2/3/13 Reb: 6 vs. Clemson, 11/20/14 Ast: 8 vs. NC Central, 12/1/14 Stl: 4, 5x, vs. NCCU, 12/1/14
15		Tiffany Davis 5-7 • So. • Guard • Houston, Texas PPG 1.3 RPG 1.0 APG 1.0 FG% .250 FT% .000	LAST GAME: 1 reb, 1 asst vs. NCCU NOTABLE: Played in four games ... solid running team in limited minutes vs. Clemson ... played in 32 games with seven starts last season ... Continues to learn how to run offense efficiently.	Career Highs Pts: 11 vs. Ole Miss, 1/30/14 Reb: 6 at Arkansas, 1/2/14 Ast: 3, 4x, vs. SC State, 12/22/13 Stl: 5 vs. Elon, 11/9/12
22		A'ja Wilson 6-5 • Fr. • Guard/Forward • Hopkins, S.C. <i>A-zhub</i> PPG 13.2 RPG 7.2 APG 1.0 FG% .464 FT% .711	LAST GM: 16 pts, 8 rebs vs. NC Central NOTABLE: Learning both guard and forward ... only freshman in SEC top 20 in pts (16th) and rebs (13th) ... 10+ points five times, one double-double ... Junkanoo Jam Lucaya Division MVP.	Career Highs Pts: 18 vs. Clemson, 11/20/14 Reb: 10 vs. Syracuse, 11/28/14 Ast: 3 vs. SDSU, 11/23/14 Stl: 3 vs. SDSU, 11/23/14
23		Tina Roy 5-11 • Junior • Guard • Kaplan, La. PPG 6.6 RPG 2.6 APG 3.6 FG% .400 FT% --	LAST GAME: 3 assts, 2 rebs, 1 stl vs. NCCU NOTABLE: 12th in nation in assist-to-turnover ratio (3.6) ... 9th in SEC in 3s per game (1.8) and 14th in assists ... hit four 3s vs. Syracuse, including two during late comeback.	Career Highs Pts: 15 vs. Presbyterian, 11/27/11 Reb: 8 at Miss. State, 2/6/14 Ast: 7 vs. Chas. Sthrn., 11/8/13 Stl: 3 vs. Southern Cal, 11/15/14
24		Aleighsa Welch 6-0 • Sr. • Forward • Goose Creek, S.C. <i>uh-LEE-sub</i> PPG 9.8 RPG 4.2 BPG 1.5 FG% .614 FT% .500	LAST GAME: 11 pts, 4 rebs, 2 assts vs. NCCU NOTABLE: Third in SEC with team-high 1.5 blocks per game ... 10+ pts 5 times ... team captain for 3rd time ... Wooden and Wade Watch Lists ... 2nd in program in career offensive rebs.	Career Highs Pts: 23 vs. UNC, 12/18/13 Reb: 17 vs. CofC, 11/14/13 Ast: 5 vs. Savannah St., 12/28/13 Blk: 5, 2x, at Kentucky, 2/20/14
25		Tiffany Mitchell 5-9 • Jr. • Guard • Charlotte, N.C. PPG 15.8 RPG 3.0 APG 3.7 FG% .556 FT% .808	LAST GAME: 14 pts, 4 assts, 7 stls vs. NCCU NOTABLE: Top 30 in nation in 3FG %age (.519) ... only player among SEC top 10 in all three shooting percentages ... 10+ pts 5 times ... team captain ... Wooden and Wade Watch Lists.	Career Highs Pts: 25 vs. Georgia, 2/27/14 Reb: 11, 5x, at Arkansas, 1/2/14 Ast: 9 at SDSU, 11/23/13 Stl: 7 vs. NC Central, 12/1/14
31		Asia Dozier 6-0 • Jr. • Guard/Forward • Columbia, S.C. <i>DOE-zhur</i> PPG 5.3 RPG 0.2 APG 2.5 FG% .600 FT% .500	LAST GAME: 14 pts, 2 stls in 16 min vs. NCCU NOTABLE: 10+ points first 1st time this season vs. NCCU hit back-breaking 3 to keep late comeback going against #22/22 Syracuse ... handed out four assists three times this season ... team captain.	Career Highs Pts: 16, 2x, at SDSU, 11/23/13 Reb: 10 vs. Elon, 11/9/12 Ast: 6, 2x, vs. Georgia, 3/7/14 Stl: 2, 5x, vs. Clemson, 11/20/13
33		Elem Ibiam 6-4 • Sr. • Center • Fayetteville, Ga. <i>ELL-um IB-ee-um</i> PPG 5.0 RPG 4.2 BPG 1.5 FG% .522 FT% .600	LAST GAME: 10 pts, 4 rebs, 3 blks vs. NCCU NOTABLE: 5th in career blocks (139), one away from No. 4 on list ... voted team captain ... 3rd in SEC with team-high 1.5 blocks per game ... continues to expand offensive range.	Career Highs Pts: 19, 2x, at Charlotte, 12/8/13 Reb: 12 at Texas A&M, 1/16/15 Blk: 7 at Miss. State, 2/6/14 Min: 34 at Texas A&M, 1/16/15
40		Jatarie White 6-4 • Fr. • Forward • Charlotte, N.C. <i>juh-TAR-ee</i> PPG 4.8 RPG 2.8 BPG 0.0 FG% .481 FT% .750	LAST GAME: 2 pts, 1 reb vs. NC Central NOTABLE: Two 10+ point games ... solid against Wisconsin (10 pts) ... rated No. 7 player and top post in 2014 class ... WBCA and McDonald's All-America.	Career Highs Pts: 11 vs. Clemson, 11/20/14 Reb: 6 vs. SDSU, 11/23/14 Ast: 1 vs. Southern Cal, 11/15/14 Stl: 1, 2x, vs. SDSU, 11/23/14
41		Alaina Coates 6-4 • So. • Center • Irmo, S.C. <i>uh-LAY-nuh COATS</i> PPG 9.3 RPG 7.2 BPG 1.2 FG% .550 FT% .600	LAST GAME: 9 pts, 5 rebs, 2 blks vs. NC Central NOTABLE: Top 15 in SEC in rebounds (13th) and blocks (8th) ... two doubles-doubles and three 10+ point games this season ... first SEC Freshman and Co-6th Player of the Year (2014).	Career Highs Pts: 24, 2x, vs. Ole Miss, 1/30/14 Reb: 17 vs. Kentucky, 1/9/14 Blk: 5, 2x, vs. Florida, 2/23/14 Min: 30 vs. Sthrn. Cal, 11/15/14

Starter

Reserve

Quick Facts

The University

Location: Columbia, S.C.
Founded: 1801
Enrollment: 31,964
Colors: Garnet (PMS 202C) and Black
Nickname: Gamecocks
Conference: Southeastern
President: Dr. Harris Pastides
Athletics Director: Ray Tanner
Facility: Colonial Life Arena (18,000)

Coaching Staff

Head Coach: Dawn Staley
Alma Mater: Virginia, 1992
Overall Record: 299-151 (14th season)
School Record: 127-71 (6th season)
Assoc. Head Coach (Alma Mater):
 Lisa Boyer (Ithaca, 1979)
Assistant Coaches (Alma Mater):
 Nikki McCray-Penson (Tennessee, 1995)
 Darius Taylor (Michigan, 2000)

Team Information

2013-14 Record: 29-5
 Home: 16-0 Away: 10-2 Neutral: 3-3
SEC Record (Finish): 14-2 (1st)
 Home: 8-0 Away: 6-2
Letterwinners Returning/Lost: 10/2
Starters Returning/Lost: 5/0

Program History

First Year of Women's Basketball: 1974-75
All-Time Record: 707-501 (40th season)
All-Time SEC Record: 116-199 (23rd season)
NCAA Appearances (Last): 11 (2014)
NCAA Tournament Record: 13-11
Last NCAA Result: L, 58-65, North Carolina, Palo Alto, Calif, 3/30/14, Sweet 16
WNIT Appearances (Last): 4 (2011)
WNIT Record: 3-4

Media Relations

Women's Basketball Contact: Diana Koval
Office: 803.777.7977
Cell: 314.369.6050
Email: dkoval@mailbox.sc.edu
Press Row Phone: 803.777.6182
Athletics Department on the Web
Website: GamecocksOnline.com
Twitter: @GamecocksOnline
Instagram: @GamecocksOnline
Facebook: Facebook.com/GamecocksOnline
YouTube: YouTube.com/GamecocksOnline
Women's Basketball on Twitter
Team: @GamecockWBB
Head Coach: @DawnStaley

A South Carolina Win Would...

- Be the Gamecocks' 23rd straight at home.
- Be head coach Dawn Staley's 300th of her career.
- Make the Gamecocks 7-0 for the third-straight season, aiming to rival Staley-era best of 10-0 in 2012-13 and 2013-14.

By the Numbers

- 1 National rank in assist-to-turnover ratio for both South Carolina (2.0) and junior Khadijah Sessions' (11.0), who has committed just two turnovers in 113 minutes of play
- 2 Double-doubles by Alaina Coates this season
- 3 Games in which South Carolina has handed out at least 25 assists, including Staley-era record of 26 against NC Central, to help team to fourth in the nation in assists per game (21.3)
- 3 Games in which the Gamecocks have not allowed an opposing player to score in double-figures – Clemson, San Diego State, NC Central
- 3 Games in which South Carolina has drawn over 10,000 fans at Colonial Life Arena this season – there have been only four total in the nation
- 4 National rank for the Gamecocks in fewest turnovers per game (10.7), despite opening season with 19 against Southern Cal
- 5 Stats in which South Carolina is among the nation's top five teams – assist-to-turnover ratio (1st, 2.0), scoring defense (3rd, 45.5), scoring margin (3rd, 34.8), assists per game (4th, 21.3) and field goal percentage defense (6th, .309)
- 6 Current Gamecocks who earned high school All-America honors from McDonald's and/or Parade Magazine
- 8 Gamecocks who are at least 6' tall, including four who are 6'4" or taller
- 9 3-pointers made by the Gamecocks against Syracuse (Nov. 28) and San Diego State (Nov. 23), matching the Staley-era record for 3s in a game, which was previously done seven times in her previous six seasons at the helm
- 19 Career double-doubles by senior forward Aleighsa Welch, leaving her one shy of tying for 10th in school history – her eight in SEC action are tied for third
- 40 Rebounds needed for senior forward Aleighsa Welch to move into a tie for 10th in career rebounds in school history
- 46.5 Percent of this season's scoring that has come from the bench (224 of 482)

Charlotte Series Notes

The Gamecocks lead this series 17-6, including a 3-1 record in the Dawn Staley era. The 49ers won the last meeting at Colonial Life Arena, though, taking home a 69-57 win in the second round of the Women's NIT on March 20, 2011.

South Carolina claimed the most recent meeting 76-61 on Dec. 8, 2013, in Charlotte.

Four Gamecocks were in double figures, including Aleighsa Welch who scored all 18 of her points in the second half after playing just six minutes in the first due to foul trouble. The 49ers trailed by just one point against the then-No. 12/10 Gamecocks, who then out-scored Charlotte 43-29 in the second half.

South Carolina's results vs. Charlotte since the arrival of head coach Dawn Staley:

Date	Result	Score	Site
1/21/08	W	78-76	H
11/16/09	W	70-66 (OT)	A
3/20/11	L	57-69	H
12/8/13	W	76-61	A

To Watch the SEC Network

To watch the SEC Network (television/linear channel), you must be a customer of one of the following: AT&T U-verse® TV, Bright House Networks, Charter, Comcast, Xfinity TV, Cox Communications, DIRECTV, DISH, Google Fiber, LUS Fiber, PTC Communications, Suddenlink, Time Warner Cable, Wilkes Telephone, and members of the NCTC, NRTC and NTTCC.

To watch games online, you must be a customer of one of the following: AT&T U-verse, Charter, Comcast, Cox, DISH, Google Fiber, Suddenlink, and members of the NCTC, NRTC and NTTCC. You can contact your cable/satellite provider and get a username and password which will allow you to access the content on computers, tablets, mobile phones and other consumer devices like Xbox.

Home Sweet Home

The Gamecocks are in the midst of unprecedented success at Colonial Life Arena, having won their last 22 games on their home court, including the first perfect season in 2013-14. That 16-0 mark alone matched the previous record for win streak at the facility, originally set Jan. 20, 2002-Jan. 9, 2003. South Carolina's last loss at Colonial Life Arena was a 50-48 decision to then-No. 14 Texas A&M on Feb. 10, 2013.

Overall, South Carolina is 137-58 (.703) at Colonial Life Arena, including a 71-25 (.740) mark under head coach Dawn Staley. In the now 41-year history of the program, the Gamecocks are 382-155 (.711) in home games.

Poll Presence

This week's rankings extended South Carolina's string of Associated Press top-10 appearances to 15, the longest in program history. The previous high was 13 weeks from Jan. 22, 1980 through Dec. 16, 1980.

The AP's No. 1 ranking on Nov. 24 was the program's first, besting the No. 2 spot the Gamecocks held for five times in their history – Nov. 17, 2014; Preseason 2014-15; Jan. 2, 1982; Dec. 27, 1981; and Dec. 20, 1981..

The Gamecocks opened this season with their highest preseason ranking from the organization, coming in at No. 2 to best the previous high of No. 4 heading into the 1981-82 season.

Current Gamecock Streaks

	Total	Home	Road	Neut.
Overall	W6	W22	L1	W2
SEC	L1	W10	L1	—
Non-Conference	W6	W14	W7	W2
Ranked Teams	L3	W1	L1	L6

2014-15 Double-Doubles

Alaina Coates (2)

11/15	Southern Cal	18 pts/13 rebs
11/20	Clemson	12 pts/10 rebs

A'ja Wilson (1)

11/28	vs. Syracuse	15 pts/10 rebs
-------	--------------	----------------

SWAT Team

South Carolina leads the SEC and ranks 16th in the nation with 6.0 blocked shots per game this season. The effort is a continuation of last season, during with the Gamecocks shattered the school record for blocks in a season by 41, recording 240 over 34 games for a 7.1 average.

Four Gamecocks rank among the SEC's top 15 blockers, led by seniors Elem Ibiam and Aleighsa Welch in third (1.5/game). Sophomore Alaina Coates is eighth at 1.2 per game, and freshman A'ja Wilson adds 1.0 per game for 12th place.

While Ibiam and Coates have been established shot blockers throughout their careers, the block is an art that Welch has added to her resume just late last season. After recording 45 blocks in her first two seasons combined, Welch posted 47 last season, 37 of which came in the final three months of the season. Her now 100 career blocks ranks her 10th in program history.

Zone Buster

Since the emergence of Elem Ibiam and the arrival of Alaina Coates last season, South Carolina has been a team feared for its inside presence. That perception got a boost with the addition of Jatarie White and A'ja Wilson this season, and teams have packed into a zone early and often against the Gamecocks.

This season, South Carolina's guards have been effective at capitalizing in on what opposing teams are willing to cede in that defensive alignment – the 3-point shot. The Gamecocks lead the SEC and are 25th in the nation in 3-point field goal percentage, hitting 39.0 percent from outside the arc. After closing last season averaging 3.9 made 3s per game, South Carolina is off to a blistering 6.5 average this season, which ranks fourth in the SEC.

Bench Marks

While every player wants to be a starter, the Gamecocks have shown that the bench can be just as productive a position. The South Carolina bench has out-scored its starting counterparts twice this season and has out-scored the entire opposing team three times as well – Clemson (Nov. 20), San Diego State (Nov. 23) and NC Central (Dec. 1). In all, the bench as accounted for 46.5 percent of the Gamecocks' points this

season.

Of the 21 double-figures games turned in so far this season, 12 of them have come from the bench – A'ja Wilson (5), Bianca Cuevas (2), Jatarie White (2), Alaina Coates (1), Asia Dozier (1) and Tina Roy (1). The production has come with just slightly fewer minutes on the floor – 18.3 per reserve per game compared to 21.7 per starter per game.

Crowd Control

With over 8,000 season tickets issued, the Gamecocks have enjoyed unprecedented support at Colonial Life Arena this season. South Carolina is currently one of two programs in the nation averaging more than 10,000 fans so far this season and rank second in the nation in average attendance. In fact, only four games nationally have been played in front of at least 10,000 fans this season, and the Gamecocks account for three of them.

The Gamecocks drew 10,057 fans to their season opener against Southern Cal, the largest crowd for a home opener since the opening game at Colonial Life Arena drew 17,712.

South Carolina women's basketball has logged seven crowds of over 10,000 fans in Colonial Life Arena history, six of which have come in the last three seasons, including the first three home games this season.

Helping Hand

South Carolina has shown good ball movement and ability to find the best shot available so far this season. The Gamecocks lead the SEC and rank fourth in the nation with 21.3 assists per game this season, including three games of at least 25 assists each. The team's 26 assists against NC Central (Dec. 1) broke the Dawn Staley-era record of 25.

In all, South Carolina has assisted on 128 of its 180 made field goals this season (.711). Last season's team set the mark for best percentage of the Staley era at 57.7 percent.

Trademark TM

Junior guard Tiffany Mitchell's versatility – the only player to appear in the rankings for scoring, rebounding, assists and steals in SEC action – established her presence on a national level. The one element of her game that she had not exploited during that All-America campaign was her 3-point shooting, unleashing that weapon judiciously with just 2.2 attempts per game to account for just 22.1 percent of her field goal attempts on the season.

This season, the usually attacking guard has shown that opponents better be prepared to play her a little tighter around the arc. Mitchell is 27th in the nation in 3-point field goal percentage,

2014-15 Awards

Alaina Coates

No. 25 Player in the Nation (espnW)
Preseason All-SEC (Coaches)

Tiffany Mitchell

Wade Watch List
Wooden Award Preseason Top 30
Preseason All-America (AP, Sports Illustrated, ESPN)
No. 4 Player in the Nation (espnW)
Preseason SEC Player of the Year (Coaches, Media)
Preseason All-SEC (Coaches, Media)
Junkanoo Jam, Lucaya Division All-Tournament

Aleighsa Welch

Wade Watch List
Wooden Award Preseason Top 30
No. 7 Player in the Nation (espnW)
Preseason All-America Second Team (ESPN)
Preseason All-SEC (Coaches, Media)

A'ja Wilson

Junkanoo Jam, Lucaya Division MVP
SEC Freshman of the week (Nov. 24-30)

hitting 51.9 percent from long range. She has made 2.3 3s per game to rank sixth in the SEC, and the outside shot has accounted for exactly half of her field goal attempts (27 3FGA, 54 FGA).

Mitchell's heightened accuracy was on full display against San Diego State (Nov. 23) when her 6-of-6 effort from 3 was the best perfect game in program history.

Welch Watch

Already second in school history in career offensive rebounds (355), senior forward Aleighsa Welch looks to mount an attack on other parts of the Gamecock record book before closing out her career.

Here are a few of the career benchmarks she has a chance to catch:

Category	Current	Chasing	To Go
Points	1,173	1,199 (19th)	26
FT Made	303 (8th)	319 (7th)	16
FT Att.	480 (6th)	513 (5th)	33
Rebs.	740	785 (10th)	45
Off. Rebs	355 (2nd)	427 (1st)	72
Def. Rebs.	385	396 (10th)	11
Dbl-DBls.	19	20 (10th)	1
Blocks	101 (T-9th)	103 (8th)	2
Games	106	124 (10th)	18

Bang off the Bench

Just as Alaina Coates earned the unprecedented double of SEC Freshman and Co-6th Player of

Gamecocks in 2014-15 National Polls

Poll	Pre	11/17	11/24	12/1	12/8	12/15	12/22	12/29	1/5	1/12	1/19	1/26	2/2	2/9	2/16	2/23	3/2	3/9	3/17	Final
Associated Press	2	1	1	1																
Coaches	2	3	2	2																

the Year honors last season, freshman A'ja Wilson is putting in an early bid to repeat the feat.

The 6-foot-5 Heathwood Hall product started the season opener, but has thrived off the bench in the last four games averaging 15.0 points and 7.6 rebounds during the stretch. Overall on the season, Wilson is the only freshman to rank among the SEC's top 20 in both scoring and rebounding – 16th with 13.2 points per game, 13th with 7.2 rebounds per game.

E-I, E-I, No

Senior center Elem Ibiam is making a charge for the school record for career blocks this season after setting the single-season mark with 83 in 2013-14. The Fayetteville, Ga., native is currently fifth with 139 in her career, trailing Demetress Adams (2006-09) in fourth place at 140. The Gamecocks' career record of 177 of set by Lakesha Tolliver (2004-07) is also well within reach.

Power of Three

Prior to the season, espnW ranked the top 25 college players in the nation, and a trio of Gamecocks made the list. Reigning SEC Player of the Year Tiffany Mitchell was tabbed No. 4 in the nation because "[her] greatest strength is that she doesn't really have a weakness. Shooting, penetrating, distributing, rebounding, defending and leading from her point guard spot are all part of Mitchell's resume," according to Charlie Creme. Two-time All-SEC selection Aleighsa Welch came in on the No. 7 spot for her ability to "come up with the big basket or the big rebound when the Gamecocks need it most," per Michelle Smith. 2014 SEC Freshman of the Year Alaina

Coates captured the No. 25 position after a season in which she was "just scratching the surface of her potential...she could be unstoppable inside, even without a large repertoire of moves," per Mechelle Voepel.

Back in (Garnet and) Black

A huge reason the this season's lofty expectations is the return of all five starters among the 10 returning letterwinners. The Gamecocks return 97.6 percent of their scoring, 96.0 percent of their rebounding, 98.4 percent of their assists and 97.1 percent of their school-record shot blocking from last season's top-10 squad. Nine of the 10 returners played in at least 29 of the team's 34 games last season and contributed at least 2.0 points per game.

Elite Additions

The Gamecocks added the nation's No. 2 signing class to their core of returning letterwinners. Four of the five signees will take the court for the Gamecocks this season, led by No. 1 A'ja Wilson and No. 7 Jatarie White. Two other top-35 signees – Bianca Cuevas, Kaydra Duckett – round out the group that will contribute this season.

SEC Title Talk

In 2013-14, South Carolina became the seventh program to win the SEC regular-season title and were predicted by the league's coaches and media to the repeat the feat this season. If Staley's group brings that forecast to fruition, it would be just the fourth team to repeat as the regular-season champion, joining Tennessee (multiple times), Georgia (1996, 1997) and LSU (2005, 2006).

Rare Company

As just the second sophomore ever to earn SEC Player of the Year honors from the league's coaches last season, junior Tiffany Mitchell was tabbed by the SEC coaches and media to claim the award again this season. If that prediction comes true, Mitchell would become just the seventh player to pick up the award twice in her career, joining South Carolina assistant coach Nikki McCray (1994, 1995) among others.

South Carolina's other player of the year candidate last season, Aleighsa Welch also received votes for the award in both preseason polls. If she can dethrone her teammate this season, it would



Around the SEC

	SEC Games			Overall		
	W	L	Pct.	W	L	Pct.
Arkansas	0	0	.000	6	0	1.000
Georgia	0	0	.000	8	0	1.000
Mississippi St.	0	0	.000	7	0	1.000
South Carolina	0	0	.000	6	0	1.000
Texas A&M	0	0	.000	7	0	1.000
Kentucky	0	0	.000	6	1	.857
Ole Miss	0	0	.000	6	1	.857
Florida	0	0	.000	5	1	.833
Missouri	0	0	.000	4	1	.800
Vanderbilt	0	0	.000	5	2	.714
Alabama	0	0	.000	6	3	.667
Auburn	0	0	.000	4	2	.667
Tennessee	0	0	.000	4	2	.667
LSU	0	0	.000	2	4	.333

Recent Results

December 3

#5/5 Texas A&M Northwestern St.
LSU Louisiana Tech
#13/13 Kentucky Northern Kentucky
#14/14 Tennessee St. Francis
Missouri Loyola-Chicago
Vanderbilt Mississippi Valley State

December 2

Alabama def. USC-Upstate, 74-65
Auburn def. Marquette, 79-53
#19/23 Georgia def. Coppin State, 49-29
Mississippi State def. North Dakota St., 109-58

December 1

Florida def. Virginia Tech, 73-44

Coming Up

December 4

Florida at Savannah State, 6 p.m.
UT Martin at Alabama, 7 p.m. (SECN+)
Southeastern Louisiana at Auburn, 7 p.m.
#19/23 Georgia at Mercer, 7 p.m. (ESPN3)
S. Dakota St. at #25/- Arkansas, 8 p.m. (SECN+)
Ole Miss at Western Kentucky, 8 p.m.

Rankings are listed as AP/ESPN Poll
All Times Eastern; TV Network in ()

AP Top 25

(Week of Dec. 1)

1. South Carolina	5-0
2. Notre Dame	7-0
3. Connecticut	5-1
4. Texas	5-0
5. Texas A&M	7-0
6. North Carolina	7-0
7. Louisville	7-0
8. Stanford	5-2
9. Duke	5-1
10. California	6-0
11. Baylor	4-1
12. Nebraska	6-0
13. Kentucky	6-1
14. Tennessee	4-2
15. Maryland	6-1
16. Michigan State	4-1
17. Oregon State	5-0
18. Rutgers	6-0
19. Georgia	7-0
20. Oklahoma State	5-1
21. Syracuse	4-1
22. Iowa	6-1
23. Mississippi State	6-0
24. West Virginia	4-1
25. Arkansas / DePaul	6-0 / 4-2

USA Today Coaches Top 25

(Week of Dec. 1)

1. Notre Dame	7-0
2. South Carolina	5-0
3. Connecticut	5-1
4. Texas	5-0
5. Texas A&M	7-0
6. North Carolina	7-0
7. Louisville	7-0
8. Duke	5-1
9. Stanford	5-2
10. Maryland	6-1
11. Baylor	4-1
12. California	6-0
13. Kentucky	6-1
14. Tennessee	4-2
15. Nebraska	6-0
16. Michigan State	4-1
17. Oklahoma State	5-1
18. Oregon State	5-0
19. Iowa	6-1
20. Rutgers	6-0
21. West Virginia	4-1
22. Syracuse	4-1
23. Georgia	7-0
24. DePaul	4-2
25. Mississippi State	6-0

be the first time in league history that the same school had different student-athletes win the award in consecutive seasons.

Home Grown, Nationally Known

Since her arrival for the 2008-09 season, South Carolina head coach Dawn Staley has been

working to protect her new home state's best prospects while fielding a team that competes at a national level. Her efforts have paid huge dividends as eight of the 15 members of this year's team hail from South Carolina. Beginning with Aleighsa Welch, the first South Carolina player to sign a National Letter of Intent for Staley, the Palmetto State has frequently sent its players of the year to Columbia as Welch (2011), Asia Dozier (2012), Alaina Coates (2013), A'ja Wilson (2014) and Kaydra Duckett (2014) have each earned the title during their high school careers.

Cliney to Miss 2014-15 Season

South Carolina announced in September that the NCAA approved an initial eligibility waiver for freshman Doniyah Cliney, which allowed her to enroll in school but not compete for the Gamecocks in the 2014-15 season. The guard will focus on academics in the fall semester with an opportunity to begin practicing with the team beginning in the spring semester.

Cliney was ranked the 13th-best guard in the 2014 class and helped Malcolm X Shabazz to state titles in her final two seasons. The honorable mention all-state selection averaged 13.4 points, 3.3 assists and 5.2 rebounds as a senior. She shot 48 percent from the field, including 39 percent from 3-point range.

Class of 2015 Signee

Head coach Dawn Staley added one future Gamecock during the early signing period. Canada's Shay Colley signed her NLI with South

Carolina on Nov. 18 and will have four years of eligibility upon enrollment.

Colley is a three-year standout for Team Canada in junior international play, representing her country in the 2014 FIBA U18 Americas Championship (silver), the 2013 FIBA U19 World Championship (7th) and the 2012 FIBA U17 World Championship (bronze).

Games Led Team In...

(Tied for team lead in each category included)

Scoring	2014-15	Career	Record
Tiffany Mitchell	3	23	22-1
A'ja Wilson	3	3	3-0
Alaina Coates	1	8	7-1
Aleighsa Welch	0	25	16-9
Elem Ibiam	0	6	4-2
Asia Dozier	0	1	1-0
Khadijah Sessions	0	3	2-1
Tina Roy	0	2	2-0

Rebounding	2014-15	Career	Record
Alaina Coates	3	21	19-2
A'ja Wilson	3	3	3-0
Aleighsa Welch	0	39	32-7
Elem Ibiam	0	11	11-0
Tiffany Mitchell	0	9	8-1

Assists	2014-15	Career	Record
Tina Roy	2	5	5-0
Tiffany Mitchell	1	18	17-1
Asia Dozier	1	12	11-1
Khadijah Sessions	1	12	10-2
Bianca Cuevas	1	1	1-0
Aleighsa Welch	0	10	7-3
Olivia Gaines	0	1	0-1

Team Specialty Stats

South Carolina/Opponent

	Pts. in Paint	Pts. Off TOs	2nd Chance Pts	Fast Break Pts
11/15 USC	32/36	16/22	14/10	4/8
11/20 Clemson	46/16	23/9	31/7	8/2
11/23 SDSU	40/8	31/2	15/9	24/2
11/27 vs. Wisc.	32/10	16/11	10/0	4/4
11/28 vs. Syr.	20/16	11/6	13/17	0/0
12/1 NCCU	58/12	31/7	3/3	34/0
12/4 Charlotte				
12/7 at Duke				
12/14 Sav. St.				
12/17 at HU				
12/20 vs. CMU				
12/21 vs. LU				
1/2 Auburn				
1/4 at LSU				
1/8 at Ala.				
1/11 Kentucky				
1/15 at Mizzou				
1/19 at Florida				
1/26 TAMU				
1/29 Alabama				
2/1 at Miss.				
2/5 at Ga.				
2/9 at UConn				
2/12 LSU				
2/15 Vandy				
2/19 at Ark.				
2/23 Tenn.				
2/26 Miss. St.				
3/1 at Ky.				

Starters vs. Bench Points

	SC Starters	Opp. Starters	SC Bench	Opp. Bench
11/15 USC	55	36	15	25
11/20 Clemson	54	27	45	14
11/23 SDSU	36	17	53	21
11/27 vs. Wisc.	28	37	39	7
11/28 vs. Syr.	37	55	30	8
12/1 NCCU	48	18	42	8
12/4 Charlotte				
12/7 at Duke				
12/14 Sav. St.				
12/17 at HU				
12/20 vs. CMU				
12/21 vs. LU				
1/2 Auburn				
1/4 at LSU				
1/8 at Ala.				
1/11 Kentucky				
1/15 at Mizzou				
1/19 at Florida				
1/26 TAMU				
1/29 Alabama				
2/1 at Miss.				
2/5 at Ga.				
2/9 at UConn				
2/12 LSU				
2/15 Vandy				
2/19 at Ark.				
2/23 Tenn.				
2/26 Miss. St.				
3/1 at Ky.				

Miscellaneous Stats

Double-Doubles	2014-15	Career	Record
Alaina Coates	2	12	11-1
A'ja Wilson	1	1	1-0
Aleighsa Welch	0	19	17-2
Tiffany Mitchell	0	4	4-0
Elem Ibiam	0	1	0-1

20+ Points	2014-15	Career	Record
Tiffany Mitchell	2	10	10-0
Alaina Coates	0	6	5-1
Aleighsa Welch	0	5	3-2

10+ Points	2014-15	Career	Record
Tiffany Mitchell	5	50	43-7
A'ja Wilson	5	5	5-0
Aleighsa Welch	4	65	54-11
Alaina Coates	3	26	24-2
Bianca Cuevas	2	2	2-0
Jatarie White	2	2	2-0
Elem Ibiam	1	26	22-4
Khadijah Sessions	0	15	14-1
Asia Dozier	1	10	9-1
Tina Roy	1	8	7-1
Tiffany Davis	0	1	1-0

10+ Rebounds	2014-15	Career	Record
Alaina Coates	2	13	12-1
A'ja Wilson	1	1	1-0
Aleighsa Welch	0	22	20-2
Tiffany Mitchell	0	7	6-1
Elem Ibiam	0	3	1-2
Asia Dozier	0	1	1-0

5+ Assists	2014-15	Career	Record
Tina Roy	2	3	3-0
Bianca Cuevas	2	2	2-0
Tiffany Mitchell	1	8	8-0
Khadijah Sessions	1	5	5-0
Asia Dozier	0	8	8-0
Olivia Gaines	0	1	1-0
Aleighsa Welch	0	1	1-0

5+ Steals	2014-15	Career	Record
Tiffany Mitchell	1	6	6-0
Tiffany Davis	0	1	1-0

5+ Blocks	2014-15	Career	Record
Elem Ibiam	0	7	7-0
Alaina Coates	0	2	2-0
Aleighsa Welch	0	2	2-0

South Carolina's Record When...

	All
Record.....	6-0
Playing a ranked opponent.....	1-0
Playing at home	5-0
Playing on the road	0-0
Playing at neutral site	2-0
Leading at half	5-0
Trailing at half	1-0
Tied at half	0-0
Playing an overtime game	0-0
0 players score in double figures	0-0
1 player scores in double figures	0-0
2 players score in double figures	1-0
3 players score in double figures	1-0
4 players score in double figures	2-0
5 players score in double figures	1-0
More than 5 players in double figures.....	1-0
Starters out-score opponent's starters	5-0
Opponent's starters score equal/more	1-0
Bench out-scores opponent's bench	5-0
Opponent's bench scores equal/more.....	1-0
Shooting 50% or better	3-0
Shooting between 40-49%	2-0
Shooting between 30-39%	1-0
Shooting less than 30%	0-0
Opponent shoots 50% or better.....	0-0
Opponent shoots between 40-49%	0-0
Opponent shoots between 30-39%	3-0
Opponent shoots less than 30%	3-0
Shooting better than opponent.....	5-0
Shooting worse than/equal to opponent	1-0
Having more FTs made than opponent	4-0
Having equal/less FTs made than opponent	2-0
Out-rebounding opponent.....	5-0
Having equal/less rebounds than opponent	1-0
Having more TOs than opponent	1-0
Having equal or less TOs than opponent.....	5-0
Attempting more FT than 3FG.....	5-0
Attempting equal/less FT than 3FG	1-0
Making 5 or more 3FGs.....	6-0
Making less than 5 3FGs.....	0-0
Making no 3 FGs.....	0-0
Attempting 15 or more 3FGs	4-0
Attempting less than 15 3FGs	2-0

	All
No South Carolina players foul out	5-0
One or more SC players foul out.....	1-0
Having 10 or more assists	6-0
Having less than 10 assists	0-0
Scoring more pts. in paint than opponent	5-0
Scoring equal/less pts. in paint than opp.	1-0
Scoring more pts. off TOs than opponent	5-0
Scoring equal/less pts. off TOs than opp.	1-0
Scoring more 2nd-chance pts.	4-0
Scoring equal/less 2nd-chance pts.....	2-0
Scoring more fast break pts.....	3-0
Scoring equal/less fast break pts.....	3-0
Wearing white uniforms	6-0
Wearing black uniforms	0-0
Wearing garnet uniforms.....	0-0
Playing in tournaments/classics	2-0
Playing on live television	4-0
Playing in November.....	5-0
Playing in December	1-0
Playing in January	0-0
Playing in February	0-0
Playing in March.....	0-0
Playing during the day.....	1-0
Playing at night	5-0
Playing on Sunday.....	1-0
Playing on Monday.....	1-0
Playing on Tuesday.....	0-0
Playing on Wednesday.....	0-0
Playing on Thursday.....	2-0
Playing on Friday	1-0
Playing on Saturday.....	1-0
Margin is 5 pts. or less.....	1-0
Margin is between 6-10.....	1-0
Margin is between 11-20.....	0-0
Margin is more than 20.....	4-0
Having a 20-pt. scorer	2-0
Having a 30-pt. scorer	0-0
Scoring 49 points or less.....	0-0
Scoring 50-59 points	0-0
Scoring 60-69 points.....	2-0
Scoring 70-79 points.....	1-0
Scoring 80-89 points.....	1-0
Scoring 90-99 points.....	2-0

The Last Time...

Individual

Scored 50 Points

South Carolina	51, Jocelyn Penn vs. Stetson, 1/4/03
Opponent	Never

Scored 40 Points

South Carolina	51, Jocelyn Penn vs. Stetson, 1/4/03
Opponent	46, Cornelia Gayden, LSU, 1/14/95

Scored 30 Points

South Carolina	30, Ieasia Walker vs. Clemson, 11/18/10
Opponent	32, LaQueta Ferguson, Florida International, 11/25/07

Grabbed 20 Rebounds

South Carolina	25, Kelsey Bone vs. Boston University, 12/28/09
Opponent	24, Courtney Paris, Oklahoma, 12/30/07

Grabbed 15 Rebounds

South Carolina	16, Alaina Coates vs. CSU Northridge, 3/23/14
Opponent	17, Briana Day, Syracuse, 11/28/14

Two Players with 20 or More Points

South Carolina	Aleighsa Welch 21/Tiffany Mitchell 20 vs. Oregon State, 3/25/14
Opponent	Monica Engelmann 27/Angel Goodrich 20, Kansas, 3/25/13

Two Players with 10 or More Rebounds

South Carolina	Aleighsa Welch 11/Coates 11/Mitchell 10 vs. Oregon State, 3/25/14
Opponent	Quistelle Williams 10/Berna Calli 10, Arkansas, 1/27/13

Had 10 Assists

South Carolina	10, Samone Kennedy at Florida, 2/24/08
Opponent	11, Marneshia Richard, Mississippi State, 1/21/07

Had Five Steals

South Carolina	7, Tiffany Mitchell vs. NC Central, 12/1/14
Opponent	5, Keira Peak, Arkansas, 2/9/14

Had Five Blocked Shots

South Carolina	5, Elem Ibiam vs. Georgia, 2/27/14
Opponent	7, Isabelle Harrison, Tennessee, 1/3/13

Had a Double-Double

South Carolina	A'ja Wilson (15 pts/10 rebs) vs. Syracuse, 11/28/14
Opponent	Briana Day (13 pts/17 rebs), Syracuse, 11/28/14

Two Players had a Double-Double

South Carolina	Aleighsa Welch (21 pts/11 rebs)/Tiffany Mitchell (20 pts/10 rebs) vs. Oregon State, 3/25/14
Opponent	Chiney Ogwumike (11 pts/10 rebs)/Nnemkadi Ogwumike (39 pts/10 rebs), Stanford, 3/24/12

Three Players had a Double-Double

South Carolina	Ashley Bruner (16 pts/12 rebs)/Aleighsa Welch (16 pts/ 11 rebs)/Elem Ibiam (12 pts/10 rebs) vs. Kansas, 3/25/13
Opponent	Merlakia Jones (26 pts/10 rebs)/Takilya Davis (19 pts/13 rebs)/DeLisha Milton (14 pts/15 rebs), at Florida, 2/20/94

Had a Triple-Double

South Carolina	Iva Sliskovic (18 pts, 15 rebs, 10 assts) vs. High Point, 12/20/06
Opponent	Never

Team

Scored 100 Points

South Carolina	102 vs. North Carolina A&T, 3/21/08
Opponent	103, Clemson, 11/21/03

Won by 30 or More Points

South Carolina	90-26 (74) vs. NC Central, 12/1/14
Opponent	66-34 (32), Georgia, 3/4/11

Shot 65% or Better from the Field

South Carolina	.652 (45-69) vs. East Tennessee State, 12/19/00
Opponent	Never

Shot 60% or Better from the Field

South Carolina	.603 (35-58) vs. NC Central, 12/1/14
Opponent	.604 (29-48), Vanderbilt, 1/18/01

Shot 50% or Better from the Field

South Carolina	.603 (35-58) vs. NC Central, 12/1/14
Opponent	.535 (23-43), Missouri, 2/28/13

No Players in Double-Figure Points

South Carolina	at Auburn, 1/19/12
Opponent	NC Central, 12/1/14

Five Players in Double-Figure Points

South Carolina	vs. NC Central, 12/1/14
Opponent	Arkansas, 2/14/10

More Than Five Players in Double-Figure Points

South Carolina	6 vs. Missouri, 2/2/14
Opponent	6 at Georgia, 2/13/03

Faced AP Top-25 Opponent

Win	67-63 vs. No. 22 Syracuse, 11/28/14
Loss	65-58 vs. No. 12 North Carolina, 3/30/14

Faced AP Top-10 Opponent

Win	68-59 vs. No. 9 Kentucky, 1/9/14
Loss	61-73 at No. 10 Tennessee, 3/2/14

Faced AP Top-5 Opponent

Win	55-50 vs. No. 5 Kentucky, 1/24/13
Loss	49-53 vs. No. 1 Stanford, 12/19/12

Faced AP No. 1 Team

Win	Never
Loss	49-53 vs. No. 1 Stanford, 12/19/12

Overtime Game

Win	58-55 vs. Drexel, 11/28/12
Loss	65-57 at Texas A&M, 1/16/14

Double-Overtime Game

Win	92-91 at Florida State, 2/4/91
Loss	92-94 at Clemson, 11/19/09

South Carolina Was Ranked (AP Poll)

No. 1	12/1/14
Top 10	No. 1, 12/1/14
Top 25	No. 1, 12/1/14

2014-15 Team High/Low

South Carolina Highs	South Carolina Lows	Category	Opponent Lows	Opponent Highs
99 vs. Clemson, 11/20	67 vs. Syracuse, 11/28	Points in Game	26, NC Central, 12/1	63, Syracuse, 11/28
	67 vs. Wisconsin, 11/27			
54 (2nd) vs. Clemson, 11/20	27 (1st) vs. Southern Cal, 11/15	Points in Half	10 (2nd), NC Central, 12/1	37 (2nd) Southern Cal, 11/15
38 vs. Clemson, 11/20	23 vs. Syracuse, 11/28	Field Goals Made	10, NC Central, 12/1	22, Syracuse, 11/28
23 vs. Southern Cal, 11/15				
72 vs. Clemson, 11/20	50 vs. Southern Cal, 11/15	Field Goal Attempts	45, NC Central, 12/1	63, Southern Cal, 11/15
.603 (35-58) vs. NC Central, 12/1	.359 (23-64) vs Syracuse, 11/28	FG Percentage	.222 (10-45), NC Central, 12/1	.379 (22-58), Syracuse, 11/28
9 vs. Syracuse, 11/28	3 vs. Wisconsin, 11/27	3-Point FG Made	2, NC Central, 12/1	7, Syracuse, 11/28
9 vs. San Diego State, 11/23				
28 vs. C. of Charleston, 11/14	12 vs. Wisconsin, 11/27	3-Point FG Attempts	4, at Texas A&M, 1/16	30, vs. Oregon St., 3/25
.533 (8-15) vs. Clemson, 11/20	.250 (3-12) vs. Wisconsin, 11/27	3-Point FG Percentage	.200 (2-10), NC Central, 12/1	.429 (6-14), San Diego St., 11/23
19 vs. Southern Cal, 11/15	8 vs. Wisconsin, 11/27	Free Throws Made	3, Clemson, 11/20	16, Southern Cal, 11/15
27 vs. Southern Cal, 11/15	14 vs. Wisconsin, 11/27	Free Throw Attempts	6, Clemson, 11/20	22, Wisconsin, 11/27
.704 (19-27) vs. So. Cal, 11/15	.600 (12-20) vs. Syracuse, 11/28	FT Percentage	.400 (4-10), NC Central, 12/1	.800 (16-20), Southern Cal, 11/15
50 vs. Clemson, 11/20	35 vs. Syracuse, 11/28	Rebounds	23, NC Central, 12/1	50, Syracuse, 11/28
26 vs. NC Central, 12/1	15 vs. Southern Cal, 11/15	Assists	2, NC Central, 12/1	15, Syracuse, 11/28
21 vs. NC Central, 12/1	4 vs. Syracuse, 11/28	Steals	1, Wisconsin, 11/27	10, Southern Cal, 11/15
10 vs. Southern Cal, 11/15	1 vs. San Diego St., 11/23	Blocked Shots	1, NC Central, 12/1	8, Clemson, 11/20
			1, Syracuse, 11/28	
			1, Wisconsin, 11/27	
19 vs. Southern Cal, 11/15	5 vs. Syracuse, 11/28	Turnovers	15, Southern Cal, 11/15	29, San Diego St., 11/23
19, Syracuse, 11/28	7, San Diego St., 11/23	Fouls	16, Wisconsin, 11/27	23, Southern Cal, 11/15
	7, Clemson, 11/20			

2014-15 Individual Superlatives

Category	South Carolina	Opponent
Points in Game	21 by Tiffany Mitchell vs. Syracuse, 11/28	18 by Brianna Butler, Syracuse, 11/28
Points in Half	15 (1st) by Tiffany Mitchell vs. Syracuse, 11/28	12 (1st) by Brianna Butler, Syracuse, 11/28
		12 (2nd) by Dakota Whyte, Wisconsin, 11/27
Field Goals Made	8 by Aleighsa Welch vs. Clemson, 11/20	6 by Brianna Butler, Syracuse 11/28
Field Goal Attempts	13 by Tiffany Mitchell vs. Syracuse, 11/28	21 by Brianna Butler, Syracuse, 11/28
	13 by A'ja Wilson vs. Syracuse, 11/28	
FG Percentage	.750 (6-8) by Tiffany Mitchell vs. NC Central, 12/1	1.000 (5-5) by Drew Edelman, Southern Cal, 11/15
	.750 (6-8) by Tiffany Mitchell vs. San Diego State, 11/23	
	.750 (6-8) by A'ja Wilson vs. Clemson, 11/20	
	.750 (6-8) by Tiffany Mitchell vs. Clemson, 11/20	
	.750 (6-8) by Alaina Coates vs. Southern Cal, 11/15	
3-Point FG Made	6 by Tiffany Mitchell vs. San Diego State, 11/23	4 by Brianna Butler, Syracuse, 11/28
3-Point FG Attempts	9 by Tina Roy vs. Syracuse, 11/28	10 by Brianna Butler, Syracuse, 11/28
3-Point FG Percentage	1.000 (6-6) by Tiffany Mitchell vs. San Diego State, 11/23	1.000 (2-2) by Aleiah Brandon, San Diego State, 11/23
Free Throws Made	10 by Tiffany Mitchell vs. Southern Cal, 11/15	8 by Dakota Whyte, Wisconsin, 11/27
Free Throw Attempts	12 by Tiffany Mitchell vs. Southern Cal, 11/15	11 by Briana Day, Syracuse, 11/28
FT Percentage	1.000 (6-6) by Alaina Coates vs. Southern Cal, 11/15	1.000 (7-7) by McKenzie Calvert, Southern Cal, 11/15
Rebounds	12 by Alaina Coates vs. Southern Cal, 11/15	17 by Briana Day, Syracuse, 11/28
Assists	8 by Khadijah Sessions vs. NC Central, 12/1	9 by Alexis Peterson, Syracuse, 11/28
Steals	7 by Tiffany Mitchell vs. NC Central, 12/1	4 by Kaneisha Horn, Southern Cal, 11/15
Blocked Shots	4 by Aleighsa Welch vs. Southern Cal, 11/15	2 by Cha'Nelle Perry, Clemson, 11/20
		2 by Shelby Davenport, Clemson, 11/20
Turnovers	6 by Tiffany Mitchell vs. Southern Cal, 11/15	7 by McKynzie Fort, San Diego State, 11/23

Career Highs

Alaina Coates

Pts	24, 2x, last vs. Ole Miss, 1/30/14
FG	11 vs. Vanderbilt, 1/5/14
FGA	16 vs. Vanderbilt, 1/5/14
FG %	1.000 (7-7) vs. SC St., 12/22/13
FT	11 at San Diego St., 11/23/13
FTA	15 at San Diego St., 11/23/13
FT %	1.000 (9-9) vs. SC St., 12/22/13
Reb	17 vs. Kentucky, 1/9/14
Off Reb	7 vs. Kentucky, 1/9/14
Def Reb	13 vs. CSU Northridge, 3/23/14
Blk	5, 2x, last vs. Florida, 2/23/14
Stl	3 at LSU, 2/16/14
Asst	2, 2x, last vs. Clemson, 11/20/14
Min	30 vs. Southern Cal, 11/15/14

Biana Cuevas

Pts	11 vs. San Diego St., 11/23/14
FG	4, 2x, last vs. San Diego State, 11/23/14
FGA	10 vs. Clemson, 11/20/14
FG %	.667 (4-6) vs. San Diego State, 11/23/14
3FG	2 vs. Clemson, 11/20/14
3FGA	6 vs. Clemson, 11/20/14
3FG %	.333 (2-6) vs. Clemson, 11/20/14
FT	2 vs. San Diego St., 11/23/14
FTA	2, 2x, last vs. NC Central, 12/1/14
FT %	1.000 (2-2) vs. San Diego State, 11/23/14
Reb	3, 2x, last vs. San Diego State, 11/23/14
Stl	4 vs. San Diego St., 11/23/14
Asst	5, 2x, last vs. NC Central, 12/1/14
Min	20 vs. NC Central, 12/1/14

Tiffany Davis

Pts	11 vs. Ole Miss, 1/30/14
FG	3 vs. Savannah State, 12/28/13
FGA	6 vs. SC State, 12/22/13
FG %	1.000 (3-3) vs. Savannah St, 12/28/13
3FG	2, 3x, last vs. Ole Miss, 1/30/14
3FGA	5 vs. Winthrop, 12/20/13
3FG %	1.000 (2-2), 3x, last vs. Ole Miss, 1/30/14
FT	4 at Tennessee, 3/2/14
FTA	4 at Tennessee, 3/2/14
FT %	1.000 (4-4) at Tennessee, 3/2/14
Reb	6 at Arkansas, 1/2/14
Off Reb	2 vs. Arkansas, 2/9/14
Stl	5 vs. Elon, 11/9/12
Asst	3, 4x, last vs. SC St., 12/22/13
Min	30 at Arkansas, 1/2/14

Asia Dozier

Pts	16, 2x, at San Diego St., 11/23/13
FG	6 vs. C. of Charleston, 11/14/13
FGA	13 at San Diego St., 11/23/13
FG %	1.00 (4-4) at Kentucky, 2/14/13
3FG	4 at San Diego State, 11/23/13
3FGA	10 at San Diego St., 11/23/13
3FG %	1.000 (2-2), 2x, last vs. Savannah St, 12/28/13
FT	4, 2x, last vs. Oregon St., 3/25/14
FTA	7 vs. Elon, 11/9/12
FT %	1.000 (4-4) vs. Oregon State, 3/25/14
Reb	10 vs. Elon, 11/9/12
Off Reb	4 vs. Elon, 11/9/12
Stl	2, 6x, last vs. NC Central, 12/1/14
Asst	6, 2x, last vs. Georgia, 3/7/14
Min	40 at Arkansas, 1/2/14

Kaydra Duckett

Pts	2 vs. NC Central, 12/1/14
Reb	1 vs. NC Central, 12/1/14
Stl	1 vs. NC Central, 12/1/14
Asst	1 vs. Clemson, 11/20/14
Min	4 vs. NC Central, 12/1/14

India Farmer

Pts	3, 2x, last vs. Alabama, 1/19/14
FG	1, 2x, last vs. Alabama, 1/19/14
FGA	3 vs. NC Central, 12/2/13
FG %	.333 (1-3) vs. NC Central, 12/2/13
3FG	1, 2x, last vs. Alabama, 1/19/14
3FGA	2 vs. NC Central, 12/2/13
3FG %	.500 (1-2) vs. NC Central, 12/2/13
FTA	2 vs. San Diego St., 11/23/14
Reb	3 vs. NC Central, 12/2/13
Off Reb	1, 3x, last vs. Clemson, 11/20/14
Min	11 vs. NC Central, 12/2/13

Olivia Gaines

Pts	7 vs. Savannah State, 12/28/13
FG	3 vs. Savannah State, 12/28/13
FGA	4, 2x, last vs. NC Central, 12/1/14
FG %	1.000 (2-2) at Texas A&M, 1/16/14
FT	3 vs. Arkansas, 2/9/14
FTA	3 vs. Arkansas, 2/9/14
FT %	1.000 (3-3) vs. Arkansas, 2/9/14
Reb	5, 2x, last vs. Clemson, 11/20/14
Off Reb	3, 2x, last vs. Clemson, 11/20/14
Stl	3 vs. Charleston Sthrn., 11/8/13
Asst	5 vs. Charleston Sthrn., 11/8/13
Min	23 vs. Alabama, 1/19/14

Elem Ibiam

Pts	19, 2x, at Charlotte, 12/8/13
FG	8 vs. Alabama, 3/7/13
FGA	14 at Charlotte, 12/8/13
FG %	1.000 (7-7) vs. Charleston Southern, 11/8/13
FT	5, 4x, last vs. Vanderbilt, 1/5/14
FTA	10 vs. Louisiana Tech, 11/10/13
FT %	1.00 (4-4) vs. Alabama, 1/19/14
Reb	12 at Texas A&M, 1/16/14
Off Reb	6 vs. Elon, 11/9/12
Def Reb	10 at Texas A&M, 1/16/14
Blk	7 at Mississippi State, 2/6/14
Stl	2, 4x, last vs. North Carolina, 12/18/13
Asst	3 vs. South Dakota St., 3/23/13
Min	34 at Texas A&M, 1/16/14

Tiffany Mitchell

Pts	25 vs. Georgia, 2/27/14
FG	8, 2x, last at Texas A&M, 1/16/14
FGA	17 vs. Tennessee, 1/3/13
FG %	.833 (5-6) vs. Western Carolina, 12/29/12
3FG	6 vs. San Diego St., 11/23/14
3FGA	8 vs. Syracuse, 11/28/14
3FG %	1.000 (6-6) vs. San Diego State, 11/23/14
FT	13 vs. CSU Northridge, 3/23/14
FTA	17 vs. CSU Northridge, 3/23/14
FT %	1.000 (10-10) vs. Georgia, 2/27/14
Reb	11, 5x, last at Arkansas, 1/2/14
Off Reb	6 at Florida, 1/20/13
Blk	2, 2x, last vs. Alabama, 1/19/14
Stl	7 vs. NC Central, 12/1/14
Asst	9 at San Diego State, 11/23/13
Min	40 vs. Syracuse, 11/28/14

Tina Roy

Pts	15 vs. Presbyterian, 11/27/11
FG	5, 3x, last vs. Kentucky, 1/9/14
FGA	12 vs. Georgia, 3/2/12
FG %	.667 (2-3) at Florida, 1/8/12
3FG	5 vs. Presbyterian, 11/27/11
3FGA	9, 3x, last vs. Syracuse, 11/28/14
3FG %	.600 (3-5), 2x, last vs. Southern Cal, 11/15/14
FT	4 at Southern Cal, 11/25/13
FTA	4, 4x, last vs. Georgia, 2/27/14
FT %	1.000 (4-4) at Southern Cal, 11/25/13
Reb	8 at Mississippi State, 2/6/14
Off Reb	3, 2x, last vs. CSU Northridge, 3/23/14
Stl	3 vs. Southern Cal, 11/15/14
Asst	7 vs. Charleston Southern, 11/8/13
Min	31 vs. Vanderbilt, 1/5/14

Khadijah Sessions

Pts	19 vs. Auburn, 2/3/13
FG	6, 2x, last vs. Seton Hall, 11/17/13
FGA	15 at Missouri, 2/28/13
FG %	.800 (4-5) vs. Alabama, 3/7/13
3FG	3, 2x, last at Kentucky, 2/20/14
3FGA	6, 2x, last at Missouri, 2/28/13
3FG %	1.00 (3-3) at Kentucky, 2/20/14
FT	8 vs. Auburn, 2/3/13
FTA	12 vs. Missouri, 2/2/14
FT %	1.00 (5-5) at Kentucky, 2/20/14
Reb	6 vs. Clemson, 11/20/14
Off Reb	3 at Missouri, 2/28/13
Stl	4, 5x, last vs. NC Central, 12/1/14
Asst	8 vs. NC Central, 12/1/14
Min	37 at Southern Cal, 11/25/13

Aleighsa Welch

Pts	23 vs. N. Carolina, 12/18/13
FG	10 at Kentucky, 2/20/14
FGA	19 at Tennessee, 3/2/14
FG %	1.000 (6-6) vs. NC Central, 12/2/13
FT	10 at Xavier, 11/30/11
FTA	15 at Xavier, 11/30/11
FT %	1.00 (4-4) at Seton Hall, 12/2/12
Reb	17 vs. C. of Charleston, 11/14/13
Off Reb	8, 6x, last at Texas A&M, 1/16/14
Def Reb	10 vs. C. of Charleston, 11/14/13
Blk	5, 2x, last at Kentucky, 2/20/14
Stl	3, 4x, last at Clemson, 11/20/13
Asst	5 vs. Savannah State, 12/28/13
Min	43 at Texas A&M, 1/6/14

Jatarie White

Pts	11 vs. Clemson, 11/20/14
FG	5 vs. Clemson, 11/20/14
FGA	12 vs. Clemson, 11/20/14
FG %	.600 (3-5) vs. San Diego State, 11/23/14
FT	2 vs. Wisconsin, 11/27/14
FTA	3 vs. Wisconsin, 11/27/14
FT %	.667 (2-3) vs. Wisconsin, 11/27/14
Reb	6 vs. San Diego St., 11/23/14
Off Reb	3 vs. Clemson, 11/20/14
Def Reb	5 vs. San Diego St., 11/23/14
Min	22 vs. San Diego St., 11/23/14

A'ja Wilson

Pts	18 vs. Clemson, 11/20/14
FG	6 vs. Clemson, 11/20/14
FGA	13 vs. Syracuse, 11/28/14
FG %	.750 (6-8) vs. Clemson, 11/20/14
FT	8 vs. NC Central, 12/1/14
FTA	9, 2x, last vs. NC Central, 12/1/14
FT %	.888 (8-9) vs. NC Central, 12/1/14
Reb	10 vs. Syracuse, 11/28/14
Off Reb	5 vs. NC Central, 12/1/14
Def Reb	6, 2x, last vs. Syracuse, 11/28/14
Stl	3 vs. San Diego St., 11/23/14
Asst	3 vs. San Diego St., 11/23/14
Min	26 vs. Syracuse, 11/23/14



Official Basketball Box Score -- Game Totals -- Final Statistics
Southern Cal vs #2 South Carolina
11/15/14 7 p.m. at Columbia, S.C./Colonial Life Arena



Southern Cal 61 • 0-1

#	Player	Total		3-Ptr		Rebounds			PF	TP	A TO Blk Stl				Min
		FG	FGA	FG	FGA	FT	FTA	Off Def Tot			A	TO	Blk	Stl	
13	Horn, Kaneisha	f	4-9	1-1	2-2	1	1	2	4	11	0	1	0	4	20
21	Vaiolotama, Alexyz	f	3-6	1-1	2-2	0	1	1	4	9	0	0	1	2	18
01	Adams, Jordan	g	3-10	0-2	0-1	0	4	4	1	6	1	2	0	1	34
10	Jaco, Courtney	g	1-6	1-3	0-0	0	0	0	0	3	2	2	0	1	27
23	Barrett, Brianna	g	1-7	0-0	5-8	2	3	5	3	7	2	2	0	1	22
05	Calvert, McKenzie		2-9	0-2	7-7	1	1	2	1	11	0	1	0	0	23
24	Edelman, Drew		5-5	0-0	0-0	3	2	5	3	10	0	3	0	0	16
32	Alofaituli, Kiki		0-2	0-0	0-0	0	1	1	3	0	1	0	0	0	15
35	Simon, Kristen		2-4	0-0	0-0	1	5	6	4	4	3	4	1	1	24
43	Okonkwo, Amy		0-5	0-1	0-0	4	0	4	0	0	0	0	0	0	1
Team						3	1	4							
Totals			21-63	3-10	16-20	15	19	34	23	61	9	15	2	10	200

FG % 1st Half: 9-37 24.3% 2nd half: 12-26 46.2% Game: 21-63 33.3% Deadball Rebounds 0
3FG % 1st Half: 2-8 25.0% 2nd half: 1-2 50.0% Game: 3-10 30.0%
FT % 1st Half: 4-4 100.0 2nd half: 12-16 75.0% Game: 16-20 80.0%

#2 South Carolina 70 • 1-0

#	Player	Total		3-Ptr		Rebounds			PF	TP	A TO Blk Stl				Min
		FG	FGA	FG	FGA	FT	FTA	Off Def Tot			A	TO	Blk	Stl	
22	WILSON, A'ja	f	2-7	0-0	0-2	1	4	5	0	4	1	3	1	1	16
24	WELCH, Aleighsa	f	4-5	0-0	2-4	3	4	7	5	10	0	3	4	1	27
33	IBIAM, Elem	c	2-3	0-0	1-2	2	4	6	1	5	0	0	1	1	22
41	COATES, Alaina	c	6-8	0-0	6-6	4	9	13	1	18	0	1	2	0	30
25	MITCHELL, Tiffany	g	4-10	0-3	10-12	1	1	2	3	18	4	6	0	1	38
01	CUEVAS, Bianca		0-3	0-2	0-1	0	1	1	2	0	0	1	0	1	5
02	GAINES, Olivia		0-0	0-0	0-0	0	0	0	0	0	0	0	0	0	1
05	SESSIONS, Khadijah		2-5	2-3	0-0	1	1	2	2	6	2	1	1	1	19
23	ROY, Tina		3-6	3-5	0-0	0	2	2	3	9	6	2	1	3	25
31	DOZIER, Asia		0-3	0-2	0-0	0	0	0	0	0	1	2	0	0	14
40	WHITE, Jatarie		0-0	0-0	0-0	0	2	2	1	0	1	0	0	0	3
Team						0	3	3							
Totals			23-50	5-15	19-27	12	31	43	18	70	15	19	10	9	200

FG % 1st Half: 9-25 36.0% 2nd half: 14-25 56.0% Game: 23-50 46.0% Deadball Rebounds 4
3FG % 1st Half: 1-5 20.0% 2nd half: 4-10 40.0% Game: 5-15 33.3%
FT % 1st Half: 8-13 61.5% 2nd half: 11-14 78.6% Game: 19-27 70.4%

Officials: Lisa Mattingly, Jesse Dickerson, Bruce Morris
Technical fouls: Southern Cal-None. #2 South Carolina-None.
Attendance: 10057

Score by periods	1st	2nd	Total
Southern Cal	24	37	61
#2 South Carolina	27	43	70

Last FG - USC 2nd-02:14, SC 2nd-02:35.
Largest lead - USC by 5 1st-17:02, SC by 13 2nd-02:35.

Points	In Paint	Off T/O	2nd Chance	Fast Break	Bench
USC	36	22	10	8	25
SC	32	16	14	4	15

Score tied - 6 times.
Lead changed - 7 times.



Official Basketball Box Score -- Game Totals -- Final Statistics
Clemson vs #2/3 South Carolina
11/20/14 7 p.m. at Columbia, S.C./Colonial Life Arena



Clemson 41 • 2-1

#	Player	Total		3-Ptr		Rebounds			PF	TP	A TO Blk Stl				Min
		FG	FGA	FG	FGA	FT	FTA	Off Def Tot			A	TO	Blk	Stl	
24	Ivy Atkism	f	4-6	0-0	0-0	2	0	2	0	8	0	1	1	0	24
00	Shelbie Davenport	g	1-5	1-3	0-0	1	3	4	3	3	0	3	2	0	22
01	Tiffany Lewis	g	3-11	1-3	0-0	0	2	2	3	7	1	4	0	1	27
02	Chelsea Lindsay	g	0-4	0-3	0-0	1	0	1	2	0	0	3	0	1	26
25	Cha'Nelle Perry	g	4-6	0-1	1-2	1	3	4	1	9	3	0	2	0	25
03	Victoria Cardaci		1-1	1-1	0-0	0	0	0	0	3	1	0	0	0	5
12	Makayla Johnson		1-2	0-0	0-0	2	5	7	4	2	1	2	1	0	16
13	Daneasha Provo		0-9	0-5	1-2	2	0	2	0	1	1	0	0	0	21
14	Paige Mosley		2-4	0-0	0-0	0	1	1	4	4	0	0	1	1	12
21	Nikki Dixon		1-3	1-1	0-0	1	1	2	2	3	0	3	1	1	12
33	Alexis Carter		0-1	0-0	1-2	0	0	0	0	1	1	2	0	0	5
34	Justice Wright		0-1	0-0	0-0	0	0	0	0	0	0	0	0	0	5
Team						1	2	3							
Totals			17-53	4-17	3-6	11	17	28	19	41	8	18	8	4	200

FG % 1st Half: 9-25 36.0% 2nd half: 8-28 28.6% Game: 17-53 32.1% Deadball Rebounds 1
3FG % 1st Half: 2-8 25.0% 2nd half: 2-9 22.2% Game: 4-17 23.5%
FT % 1st Half: 1-2 50.0% 2nd half: 2-4 50.0% Game: 3-6 50.0%

#2/3 South Carolina 99 • 2-0

#	Player	Total		3-Ptr		Rebounds			PF	TP	A TO Blk Stl				Min
		FG	FGA	FG	FGA	FT	FTA	Off Def Tot			A	TO	Blk	Stl	
24	WELCH, Aleighsa	f	8-11	0-0	1-3	2	1	3	1	17	3	0	1	1	24
33	IBIAM, Elem	c	1-2	0-0	1-1	0	3	3	1	3	0	2	2	0	18
41	COATES, Alaina	c	4-10	0-0	4-7	4	6	10	0	12	2	0	2	0	20
05	SESSIONS, Khadijah	g	2-3	1-1	2-3	1	5	6	0	7	4	0	0	1	18
25	MITCHELL, Tiffany	g	6-8	3-4	0-0	0	0	0	2	15	5	1	0	3	25
00	FARMER, India		0-0	0-0	0-0	1	0	1	0	0	0	0	0	0	4
01	CUEVAS, Bianca		4-10	2-6	0-0	1	2	3	0	10	2	0	0	2	17
02	GAINES, Olivia		0-4	0-0	0-0	3	2	5	1	0	2	2	0	1	10
03	DUCKETT, Kaydra		0-0	0-0	0-0	0	0	0	0	0	1	0	0	0	3
15	DAVIS, Tiffany		1-2	1-2	0-0	0	1	1	0	3	2	0	0	0	8
22	WILSON, A'ja		6-8	0-0	6-7	2	3	5	0	18	0	2	1	0	20
31	DOZIER, Asia		1-2	1-2	0-0	0	1	1	2	3	4	0	0	0	16
40	WHITE, Jatarie		5-12	0-0	1-1	3	2	5	0	11	0	0	0	1	17
Team						6	1	7							
Totals			38-72	8-15	15-22	23	27	50	7	99	25	7	6	9	200

FG % 1st Half: 18-35 51.4% 2nd half: 20-37 54.1% Game: 38-72 52.8% Deadball Rebounds 1
3FG % 1st Half: 4-8 50.0% 2nd half: 4-7 57.1% Game: 8-15 53.3%
FT % 1st Half: 5-9 55.6% 2nd half: 10-13 76.9% Game: 15-22 68.2%

Officials: Beverly Roberts, Denise Brooks, Maj Forsberg
Technical fouls: Clemson-None. #2/3 South Carolina-None.
Attendance: 11012

Score by periods	1st	2nd	Total
Clemson	21	20	41
#2/3 South Carolina	45	54	99

Last FG - CU 2nd-00:33, SC 2nd-01:02.
Largest lead - CU by 4 1st-17:36, SC by 60 2nd-01:43.

Score tied - 1 time.
Lead changed - 1 time.



Official Basketball Box Score -- Game Totals -- Final Statistics
San Diego State vs #2/3 South Carolina
11/23/14 2 p.m. at Columbia, S.C./Colonial Life Arena



San Diego State 38 • 1-3

#	Player	Total		3-Ptr		Rebounds			PF	TP	A TO Blk Stl				Min
		FG	FGA	FG	FGA	FT	FTA	Off Def Tot			A	TO	Blk	Stl	
02	HUNTER, Christina	f	0-6	0-0	0-0	1	3	4	1	0	0	3	1	1	25
05	CULBERSON, Chairese	f	1-5	1-3	0-0	2	4	6	2	3	1	2	0	0	23
25	AMARIKWA, Erimma	f	4-9	0-0	1-4	2	4	6	1	9	1	5	0	3	29
11	HARVEY, Ahjalee	g	1-5	1-3	0-0	0	0	0	4	3	1	3	0	1	22
21	JOHNSON, Chloe	g	1-2	0-0	0-0	0	1	1	4	2	0	3	0	0	13
00	SMITH, Deidra		2-4	0-0	0-0	2	3	5	2	4	0	3	1	1	14
15	FORT, McKynzie		1-7	1-1	1-2	1	1	2	2	4	4	7	0	1	27
22	THORNDERSON, Lexy		1-6	0-4	0-0	1	1	2	0	2	0	0	0	0	11
30	GREENHOUSE, Cheyenne		1-3	1-1	2-2	0	2	2	0	5	1	1	0	0	24
44	BRANDON, Aleiah		2-2	2-2	0-0	0	0	0	3	6	0	2	0	0	12
Team						2	3	5							
Totals			14-49	6-14	4-8	11	22	33	19	38	8	29	2	7	200

FG % 1st Half: 5-19 26.3% 2nd half: 9-30 30.0% Game: 14-49 28.6% Deadball Rebounds 2,1
3FG % 1st Half: 2-4 50.0% 2nd half: 4-10 40.0% Game: 6-14 42.9%
FT % 1st Half: 4-8 50.0% 2nd half: 0-0 0.0% Game: 4-8 50.0%

#2/3 South Carolina 89 • 3-0

#	Player		Total		3-Ptr		Rebounds				PF	TP	A TO Blk Stl				Min
			FG	FGA	FG	FGA	FT	FTA	Off	Def			Total	A	TO	Blk	
24	WELCH, Aleighsa	f	3-6	0-0	0-0	3	0	3	0	6	3	0	0	0	17		
33	IBIAM, Elem	c	1-3	0-0	2-2	1	1	2	2	4	0	0	0	1	14		
02	GAINES, Olivia	g	0-2	0-0	0-0	1	1	2	2	0	1	2	0	2	16		
05	SEASSONS, Khadijah	g	2-5	0-2	2-3	0	0	0	0	6	3	0	0	4	14		
25	MITCHELL, Tiffany	g	6-8	6-6	2-2	0	2	2	2	20	3	2	0	1	18		
00	RAMER, India		0-0	0-0	1-2	0	0	0	0	1	0	0	0	3	3		
01	CUEVAS, Bianca		4-6	1-3	2-2	0	3	3	1	11	5	1	0	4	17		
15	DAVIS, Tiffany		0-3	0-2	0-1	2	0	2	0	0	1	2	0	0	8		
22	WILSON, A'ja		5-9	0-0	5-6	3	6	9	0	15	3	0	1	3	18		
23	ROY, Tina		2-7	1-4	0-0	0	3	3	0	5	2	1	0	1	19		
31	DOZIER, Asia		2-3	1-2	0-1	0	0	0	0	5	4	1	0	1	16		
40	WHITE, Jatarie		3-5	0-0	0-0	1	5	6	1	6	0	0	0	1	22		
41	COATES, Alaina		5-8	0-0	0-1	2	3	5	1	10	0	1	0	0	18		
	Team					1	2	3									
Totals			33-65	9-19	14-20	14	26	40	7	89	25	10	1	18	200		
FG % 1st Half: 18-35			51.4%	2nd half: 15-30	50.0%	Game: 33-65			50.8%						Deadball Rebounds		
3rd % 1st Half: 6-10			40.0%	2nd half: 5-9	55.6%	Game: 14-20			70.0%								
FT % 1st Half: 11-13			84.6%	2nd half: 3-7	42.9%	Game: 14-20			70.0%								



Official Basketball Box Score -- Game Totals -- Final Statistics
#22/22 Syracuse vs #1/2 South Carolina
11/28/14 8:00 PM at Freeport Grand Bahamas



#22/22 Syracuse 63 • 4-1

#	Player	Total		3-Ptr		Rebounds			PF	TP	A TO Blk			Stl	Min
		FG	FGA	FG	FGA	Off	Def	Tot			A	TO	Blk		
01	Alexis Peterson	*	4-10	1-4	0-0	3	3	6	3	9	9	3	0	1	40
10	Isabella Slim	*	1-2	1-2	0-0	1	0	1	1	3	0	1	0	0	11
11	Cornelia Fondren	*	5-7	1-2	1-1	3	3	6	4	12	1	0	0	0	25
13	Brianna Butler	*	6-21	4-10	2-2	0	4	4	3	18	0	4	0	0	31
50	Briana Day	*	3-7	0-0	7-11	7	10	17	3	13	1	2	1	1	37
00	Diamond Henderson		3-8	0-3	0-0	0	0	0	3	6	0	2	0	1	30
22	Taylor Ford		0-3	0-2	2-4	1	7	8	2	2	4	1	0	0	23
44	Amber Witherspoon		0-0	0-0	0-0	0	1	1	2	0	0	1	0	0	3
Team						4	3	7			2				
Totals			22-58	7-23	12-18	19	31	50	21	63	15	16	1	3	200

FG % 1st Half: 14-30 46.7% 2nd half: 8-28 28.6% Game: 22-58 37.9% Deadball Rebounds 4
 3FG % 1st Half: 4-12 33.3% 2nd half: 3-11 27.3% Game: 7-23 30.4%
 FT % 1st Half: 3-5 60.0% 2nd half: 9-13 69.2% Game: 12-18 66.7%

#1/2 South Carolina 67 • 5-0

#	Player	Total		3-Ptr		Rebounds			PF	TP	A TO Blk			Stl	Min
		FG	FGA	FG	FGA	Off	Def	Tot			A	TO	Blk		
24	WELCH, Aleighsa	f	5-9	0-0	1-2	2	3	5	2	11	3	1	1	0	36
33	IBIAM, Elem	f	0-4	0-0	0-0	2	1	3	4	0	2	2	1	0	15
41	COATES, Alaina	f	0-0	0-0	0-0	0	1	1	2	0	0	0	0	0	13
05	SESSIONS, Khadijah	g	2-8	1-5	0-1	0	1	1	1	5	3	0	1	1	22
25	MITCHELL, Tiffany	g	6-13	3-8	6-8	4	4	8	2	21	3	1	0	1	40
01	CUEVAS, Bianca		0-4	0-3	0-0	0	0	0	3	0	0	0	0	0	9
02	GAINES, Olivia		0-0	0-0	0-0	0	0	0	0	0	0	0	0	0	2
22	WILSON, A'ja		5-13	0-0	5-9	4	6	10	3	15	0	1	1	2	26
23	ROY, Tina		4-10	4-9	0-0	2	0	2	1	12	5	0	0	0	22
31	DOZIER, Asia		1-1	1-1	0-0	0	0	0	0	3	1	0	0	0	7
40	WHITE, Jatarie		0-2	0-0	0-0	0	0	0	1	0	0	0	0	0	8
Team						2	3	5							
Totals			23-64	9-26	12-20	16	19	35	19	67	17	5	4	4	200

FG % 1st Half: 11-32 34.4% 2nd half: 12-32 37.5% Game: 23-64 35.9% Deadball Rebounds 2
 3FG % 1st Half: 4-13 30.8% 2nd half: 5-13 38.5% Game: 9-26 34.6%
 FT % 1st Half: 5-8 62.5% 2nd half: 7-12 58.3% Game: 12-20 60.0%

Officials: Kathy Lynch, Andy Bills, D'Lynn Schertz
 Technical fouls: #22/22 Syracuse-None. #1/2 South Carolina-None.
 Attendance: 342

Score by periods	1st	2nd	Total
#22/22 Syracuse	35	28	63
#1/2 South Carolina	31	36	67

Last FG - SU 2nd-06:43, SC 2nd-00:51.
 Largest lead - SU by 12 1st-08:41, SC by 7 1st-16:52.

Points	In	Off	2nd	Fast	Bench
SU	16	6	17	0	8
SC	20	11	13	0	30

Score tied - 4 times.
 Lead changed - 8 times.



Official Basketball Box Score -- Game Totals -- Final Statistics
NC Central vs #1/2 South Carolina
12/01/14 7 p.m. at Columbia, S.C./Colonial Life Arena



NC Central 26 • 2-4

#	Player	Total		3-Ptr		Rebounds			PF	TP	A TO Blk			Stl	Min
		FG	FGA	FG	FGA	Off	Def	Tot			A	TO	Blk		
25	DIXON, Tisha	f	1-6	0-0	1-4	0	0	0	3	3	1	1	1	1	20
15	DAVIS, Racquel	c	2-3	0-0	2-4	2	2	4	5	6	0	3	0	1	18
13	WILLIAMS, Rachel	g	0-1	0-0	0-0	0	0	0	2	0	0	2	0	0	19
23	JONES, Morgan	g	3-8	1-3	0-0	0	3	3	3	7	0	6	0	0	28
24	CONERLY, Khrya	g	1-5	0-0	0-0	0	1	1	4	2	0	5	0	2	13
03	HYNES, Alexis		0-2	0-1	0-0	0	1	1	1	0	0	4	0	0	21
04	ASKEW, Kristin		1-4	1-2	0-0	1	0	1	0	3	0	1	0	0	13
10	WHALEY-BRIGGS, M.		0-0	0-0	0-0	0	3	3	0	0	0	2	0	0	8
21	WORKS, Nikki		2-12	0-4	1-2	1	2	3	3	5	0	2	0	0	33
32	ATKINSON, Imani		0-3	0-0	0-0	0	0	0	0	0	0	1	0	1	8
33	CLEMENT, Tia		0-0	0-0	0-0	0	0	0	0	0	1	0	0	0	4
35	MORTON, Kierona		0-1	0-0	0-0	0	4	4	1	0	0	0	0	2	15
Team						2	1	3							
Totals			10-45	2-10	4-10	6	17	23	22	26	2	28	1	7	200

FG % 1st Half: 6-22 27.3% 2nd half: 4-23 17.4% Game: 10-45 22.2% Deadball Rebounds 3
 3FG % 1st Half: 2-5 40.0% 2nd half: 0-5 0.0% Game: 2-10 20.0%
 FT % 1st Half: 2-6 33.3% 2nd half: 2-4 50.0% Game: 4-10 40.0%

Officials: Sue Blauch, Jesse Dickerson, Eric Brewton
 Technical fouls: NC Central-None. #1/2 South Carolina-None.
 Attendance: 8823

#1/2 South Carolina 90 • 7-0

#	Player	Total		3-Ptr		Rebounds			PF	TP	A TO Blk			Stl	Min
		FG	FGA	FG	FGA	Off	Def	Tot			A	TO	Blk		
24	WELCH, Aleighsa	f	5-7	0-0	1-1	1	3	4	2	11	2	2	1	1	24
33	IBIAM, Elem	f	4-5	0-0	2-5	1	3	4	1	10	0	0	3	0	20
41	COATES, Alaina	c	4-7	0-0	1-2	0	5	5	2	9	1	1	2	0	21
05	SESSIONS, Khadijah	g	2-2	0-0	0-0	1	3	4	1	4	8	1	0	4	19
25	MITCHELL, Tiffany	g	6-8	1-3	1-2	0	3	3	0	14	4	1	0	7	24
00	FARMER, India		0-0	0-0	0-0	1	1	2	0	0	0	0	0	0	2
01	CUEVAS, Bianca		1-4	1-4	1-2	0	1	1	1	4	5	1	2	3	20
02	GAINES, Olivia		2-3	0-0	0-0	0	1	1	0	4	0	1	0	0	7
03	DUCKETT, Kaydra		1-1	0-0	0-0	0	1	1	0	2	0	1	0	1	4
15	DAVIS, Tiffany		0-1	0-1	0-0	0	1	1	0	0	1	0	0	0	6
22	WILSON, A'ja		4-12	0-0	8-9	5	3	8	2	16	1	1	0	2	17
23	ROY, Tina		0-1	0-1	0-0	0	2	2	0	0	3	1	0	1	13
31	DOZIER, Asia		5-6	3-4	1-1	0	0	0	0	14	1	1	0	2	16
40	WHITE, Jatarie		1-1	0-0	0-0	0	1	1	2	2	0	2	0	0	7
Team						1	2	3							
Totals			35-58	5-13	15-22	10	30	40	11	90	26	13	8	21	200

FG % 1st Half: 14-22 63.6% 2nd half: 21-36 58.3% Game: 35-58 60.3% Deadball Rebounds 3,2
 3FG % 1st Half: 1-3 33.3% 2nd half: 4-10 40.0% Game: 5-13 38.5%
 FT % 1st Half: 10-16 62.5% 2nd half: 5-6 83.3% Game: 15-22 68.2%

Officials: Sue Blauch, Jesse Dickerson, Eric Brewton
 Technical fouls: NC Central-None. #1/2 South Carolina-None.
 Attendance: 8823

Score by periods	1st	2nd	Total
NC Central	16	10	26
#1/2 South Carolina	39	51	90

Last FG - NCCU 2nd-04:15, SC 2nd-00:36.
 Largest lead - NCCU None, SC by 64 2nd-00:36.

Points	In	Off	2nd	Fast	Bench
NCCU	12	7	3	0	8
SC	58	31	3	34	42

Score tied - 0 times.
 Lead changed - 0 times.



2014-15 South Carolina Basketball
South Carolina Game-by-Game Highs (as of Dec 01, 2014)
All games



Opponent	Date	Score	Points	Rebounds	Assists	Steals	Blocked shots
SOUTHERN CAL	11/15/14	70-61	18-MITCHELL, Tiffany COATES, Alaina	13-COATES, Alaina	6-ROY, Tina	3-ROY, Tina	4-WELCH, Aleighsa
CLEMSON	11/20/14	99-41	18-WILSON, A'ja	10-COATES, Alaina	5-MITCHELL, Tiffany	3-MITCHELL, Tiffany	2-COATES, Alaina IBIAM, Elem
SAN DIEGO STATE	11/23/14	89-38	20-MITCHELL, Tiffany	9-WILSON, A'ja	5-CUEVAS, Bianca	4-SESSIONS, Khadij CUEVAS, Bianca	1-WILSON, A'ja
vs Wisconsin	11/27/14	67-44	11-WILSON, A'ja	9-COATES, Alaina	4-DOZIER, Asia	3-WILSON, A'ja	2-WELCH, Aleighsa IBIAM, Elem
vs #22/22 Syracuse	11/28/14	67-63	21-MITCHELL, Tiffany	10-WILSON, A'ja	5-ROY, Tina	2-WILSON, A'ja	1-SESSIONS, Khadij IBIAM, Elem WELCH, Aleighsa WILSON, A'ja
NC CENTRAL	12/01/14	90-26	16-WILSON, A'ja	8-WILSON, A'ja	8-SESSIONS, Khadij	7-MITCHELL, Tiffany	3-IBIAM, Elem



2014-15 South Carolina Basketball
South Carolina Points-Rebounds-Assists (as of Dec 01, 2014)
All games



Opponent	Date	Score	FARMER,JND	00	01	02	03	05	15	22	23	24	25	31	33
USC	11/15/14	70-61	w	DNP	0-1-0	0-0-0	DNP	6-2-2	DNP	4-5-1	9-2-6	10-7-0	18-2-4	0-0-1	5-6-0
CU	11/20/14	99-41	w	0-1-0	10-3-2	0-5-2	0-0-1	7-6-4	3-1-2	18-5-0	DNP	17-3-3	15-0-5	3-1-4	3-3-0
SDSU	11/23/14	89-38	w	1-0-0	11-3-5	0-2-1	DNP	6-0-3	0-2-1	15-9-3	5-3-2	6-3-3	20-2-3	5-0-4	4-2-0
vs WIS	11/27/14	67-44	w	0-0-0	2-1-1	0-1-3	0-0-0	2-4-2	2-0-0	11-6-1	7-4-2	4-3-2	7-3-3	7-0-4	8-7-0
vs SU	11/28/14	67-63	w	DNP	0-0-0	0-0-0	DNP	5-1-3	DNP	15-10-0	12-2-5	11-5-3	21-8-3	3-0-1	0-3-2
NCCU	12/01/14	90-26	w	0-2-0	4-1-5	4-1-0	2-1-0	4-4-8	0-1-1	16-8-1	0-2-3	11-4-2	14-3-4	14-0-1	10-4-0

Opponent	Date	Score	WHITE,JATA	40	41	COATES,ALA
USC	11/15/14	70-61	w	0-2-1	18-13-0	
CU	11/20/14	99-41	w	11-5-0	12-10-2	
SDSU	11/23/14	89-38	w	6-6-0	10-5-0	
vs WIS	11/27/14	67-44	w	10-3-2	7-9-0	
vs SU	11/28/14	67-63	w	0-0-0	0-1-0	
NCCU	12/01/14	90-26	w	2-1-0	9-5-1	



2014-15 South Carolina Basketball
South Carolina Team Game-by-Game Comparison (as of Dec 01, 2014)
All games



Opponent	1st	2nd	Score	Mar	Total FG	FG Pct	3-Pointers	3FG Pct	Free Throws	FT Pct	Rebounds	Assist	T/Over	Block	Steal	Fouls	
SOUTHERN CAL	27/24	43/37	70-61	+9	23-50/21-63	.460/.333	5-15/3-10	.333/.300	19-27/16-20	.704/.800	43/34	+9	15/9	19/15	10/2	9/10	18/23
CLEMSON	45/21	54/20	99-41	+58	38-72/17-53	.528/.321	8-15/4-17	.533/.235	15-22/3-6	.682/.500	50/28	+22	25/8	7/18	6/8	9/4	7/19
SAN DIEGO STATE	51/16	38/22	89-38	+51	33-65/14-49	.508/.286	9-19/6-14	.474/.429	14-20/4-8	.700/.500	40/33	+7	25/8	10/29	1/2	18/7	7/19
Wisconsin	31/18	36/26	67-44	+23	28-64/13-46	.438/.283	3-12/4-11	.250/.364	8-14/14-22	.571/.636	41/34	+7	20/10	10/19	7/1	12/1	16/16
#22/22 Syracuse	31/35	36/28	67-63	+4	23-64/22-58	.359/.379	9-26/7-23	.346/.304	12-20/12-18	.600/.667	35/50	(15)	17/15	5/16	4/1	4/3	19/21
NC CENTRAL	39/16	51/10	90-26	+64	35-58/10-45	.603/.222	5-13/2-10	.385/.200	15-22/4-10	.682/.400	40/23	+17	26/2	13/28	8/1	21/7	11/22

Note: Game totals are displayed in the format TEAM/OPPONENT for each category



2014-15 South Carolina Basketball
South Carolina Combined Team Statistics (as of Dec 01, 2014)
All games



RECORD:	OVERALL	HOME	AWAY	NEUTRAL
ALL GAMES	6-0	4-0	0-0	2-0
CONFERENCE	0-0	0-0	0-0	0-0
NON-CONFERENCE	6-0	4-0	0-0	2-0

#	Player	gp-gs	min	avg	Total		3-Point		F-Throw		Rebounds				pf	dq	a	to	blk	stl	pts	avg
					fg-fga	fg%	3fg-fga	3fg%	ft-fa	ft%	off	def	tot	avg								
25	MITCHELL, Tiffany	6-6	171	28.5	30-54	.556	14-27	.519	21-26	.808	5	13	18	3.0	7	0	22	12	0	15	95	15.8
22	WILSON, A'ja	6-1	118	19.7	26-56	.464	0-0	.000	27-38	.711	16	27	43	7.2	7	0	6	8	6	11	79	13.2
24	WELCH, Aleighsa	6-6	148	24.7	27-44	.614	0-0	.000	5-10	.500	13	12	25	4.2	10	1	13	7	9	4	59	9.8
41	COATES, Alaina	6-5	119	19.8	22-40	.550	0-0	.000	12-20	.600	14	29	43	7.2	6	0	3	3	7	0	56	9.3
23	ROY, Tina	5-0	91	18.2	12-30	.400	9-22	.409	0-0	.000	2	11	13	2.6	4	0	18	5	1	5	33	6.6
31	DOZIER, Asia	6-0	84	14.0	12-20	.600	7-13	.538	1-2	.500	0	1	1	0.2	2	0	15	5	0	3	32	5.3
05	SESSIONS, Khadijah	6-5	113	18.8	11-28	.393	4-12	.333	4-7	.571	3	14	17	2.8	6	0	22	2	2	13	30	5.0
33	IBIAM, Elem	6-6	106	17.7	12-23	.522	0-0	.000	6-10	.600	10	15	25	4.2	12	0	2	7	9	3	30	5.0
40	WHITE, Jatarie	6-0	72	12.0	13-27	.481	0-0	.000	3-4	.750	5	12	17	2.8	7	0	3	2	0	3	29	4.8
01	CUEVAS, Bianca	6-0	82	13.7	10-32	.313	4-20	.200	3-5	.600	2	7	9	1.5	9	0	13	3	2	10	27	4.5
15	DAVIS, Tiffany	4-0	28	7.0	2-8	.250	1-6	.167	0-1	.000	2	2	4	1.0	2	0	4	3	0	0	5	1.3
03	DUCKETT, Kaydra	3-0	9	3.0	1-1	1.000	0-0	.000	0-0	.000	0	1	1	0.3	0	0	1	1	0	1	2	0.7
02	GAINES, Olivia	6-1	48	8.0	2-10	.200	0-0	.000	0-0	.000	4	5	9	1.5	6	0	6	5	0	5	4	0.7
00	FARMER, India	4-0	11	2.8	0-0	.000	0-0	.000	1-2	.500	2	1	3	0.8	0	0	0	0	0	0	1	0.3
Team											10	11	21					1				
Total.....		6	1200		180-373	.483	39-100	.390	83-125	.664	88	161	249	41.5	78	1	128	64	36	73	482	80.3
Opponents.....		6	1200		97-314	.309	26-85	.306	53-84	.631	70	132	202	33.7	120	1	52	125	15	32	273	45.5

TEAM STATISTICS	SC	OPP
SCORING	482	273
Points per game	80.3	45.5
Scoring margin	+34.8	-
FIELD GOALS-ATT	180-373	97-314
Field goal pct	.483	.309
3 POINT FG-ATT	39-100	26-85
3-point FG pct	.390	.306
3-pt FG made per game	6.5	4.3
FREE THROWS-ATT	83-125	53-84
Free throw pct	.664	.631
F-Throws made per game	13.8	8.8
REBOUNDS	249	202
Rebounds per game	41.5	33.7
Rebounding margin	+7.8	-
ASSISTS	128	52
Assists per game	21.3	8.7
TURNOVERS	64	125
Turnovers per game	10.7	20.8
Turnover margin	+10.2	-
Assist/turnover ratio	2.0	0.4
STEALS	73	32
Steals per game	12.2	5.3
BLOCKS	36	15
Blocks per game	6.0	2.5
ATTENDANCE	40193	509
Home games-Avg/Game	4-10048	0-0
Neutral site-Avg/Game	-	2-254

Date	Opponent		Score	Att.
11/15/14	SOUTHERN CAL	w	70-61	10057
11/20/14	CLEMSON	w	99-41	11012
11/23/14	SAN DIEGO STATE	w	89-38	10301
@ 11/27/14	vs Wisconsin	w	67-44	167
@ 11/28/14	vs #22/22 Syracuse	w	67-63	342
12/01/14	NC CENTRAL	w	90-26	8823

* = SEC game

@ = Junkanoo Jam (Freeport, Bahamas)

Score by Periods	1st	2nd	Totals
South Carolina	224	258	482
Opponents	130	143	273