

Media Relations: Diana Koval
 Office: 803.777.7977
 Cell: 314.369.6050
 Email: dkoval@mailbox.sc.edu
 Website: www.GamecocksOnline.com
 Twitter: @GamecocksOnline or @GamecockWBB
 Facebook: www.Facebook.com/GamecocksOnline

WOMEN'S BASKETBALL

SOUTH CAROLINA

Game 4
Nov. 18, 2012
3 p.m.
Columbia, S.C.
Colonial Life Arena (18,000)

2012-13 Schedule

Sun., Nov. 4	Anderson (Exh.)	Columbia, S.C.	W, 88-31
Fri., Nov. 9	Elon	Columbia, S.C.	W, 77-44
Mon., Nov. 12	at Louisiana Tech	Ruston, La.	W, 82-58
Thu., Nov. 15	Savannah State (SPSO)	Columbia, S.C.	W, 78-47
Sun., Nov. 18	Clemson (SPSO)	Columbia, S.C.	3 p.m.
<i>U.S. Virgin Islands Paradise Jam</i>			
Thu., Nov. 22	vs. Hampton	St. Thomas	1:15 p.m.
Fri., Nov. 23	vs. Florida Gulf Coast	St. Thomas.	3:30 p.m.
Sat., Nov. 24	vs. DePaul	St. Thomas	3:30 p.m.
Wed., Nov. 28	Drexel	Columbia, S.C.	7 p.m.
Sun., Dec. 2	at Seton Hall	South Orange, N.J.	2 p.m.
Sun., Dec. 9	Furman (SPSO)	Columbia, S.C.	3 p.m.
Wed., Dec. 19	Stanford (FSN)	Columbia, S.C.	7:30 p.m.
Fri., Dec. 21	South Carolina State	Columbia, S.C.	Noon
Sat., Dec. 29	Western Carolina	Columbia, S.C.	7 p.m.
Thu., Jan. 3	Tennessee* (SPSO)	Columbia, S.C.	9 p.m.
Sun., Jan. 6	at Mississippi State*	Starkville, Miss.	3 p.m.
Thu., Jan. 10	Vanderbilt*	Columbia, S.C.	7 p.m.
Sun., Jan. 13	at Georgia* (CSS)	Athens, Ga.	1 p.m.
Thu., Jan. 17	LSU*	Columbia, S.C.	7 p.m.
Sun., Jan. 20	at Florida* (FSF)	Gainesville, Fla.	1 p.m.
Thu., Jan. 24	Kentucky* (SPSO)	Columbia, S.C.	7 p.m.
Sun., Jan. 27	at Arkansas*	Fayetteville, Ark.	3 p.m.
Sun., Feb. 3	Auburn*	Columbia, S.C.	3 p.m.
Thu., Feb. 7	at Alabama*	Tuscaloosa, Ala.	7:30 p.m.
Sun., Feb. 10	Texas A&M*	Columbia, S.C.	3:30 p.m.
Thu., Feb. 14	at Kentucky*	Lexington, Ky.	7 p.m.
Sun., Feb. 17	at Mississippi* (SECN)	Oxford, Miss.	2 p.m.
Sun., Feb. 24	Mississippi State*	Columbia, S.C.	3 p.m.
Thu., Feb. 28	at Missouri*	Columbia, Mo.	8 p.m.
Sun., Mar. 3	Florida* (SPSO)	Columbia, S.C.	1 p.m.
<i>SEC Tournament</i>			
Wed. Mar. 6	First Round	Duluth, Ga.	TBA
Thu., Mar. 7	Second Round	Duluth, Ga.	TBA
Fri., Mar. 8	Quarterfinals	Duluth, Ga.	TBA
Sat., Mar. 9	Semifinals	Duluth, Ga.	TBA
Sun., Mar. 10	Final	Duluth, Ga.	TBA

* indicates SEC game

All Times Listed as Eastern

Television outlet listed in parentheses – SPSO is SportSouth; FSN is SportsSouth, Fox Sports Southwest and Sun Sports; SECN is SEC Network; CSS is Charter Sports Southeast; FSF is Fox Sports Florida.



South Carolina Gamecocks (3-0)

Head Coach: Dawn Staley
 Record at South Carolina: 70-58 (5th season)
 Career Record: 242-138 (13th season)
 Career vs. Clemson: 2-2



Clemson Lady Tigers (0-2)

Head Coach: Itoro Coleman
 Record at CU: 16-44 (3rd season)
 Career Record: 16-44 (3rd season)
 Career vs. South Carolina: 0-2

Game Information

CU Series: CU leads 33-24
 In Columbia: SC leads 16-10
 In Clemson: CU leads 20-6
 At Neutral Site: SC leads 2-0
 Tickets: General Admission \$1

Television: SportSouth (Andy Demetra and Debbie Antonelli)
 Radio: WISW 1320 AM (Brad Muller); GamecocksOnline.com
 Live Stats: GamecocksOnline.com

South Carolina Notables

- This is the Gamecocks' 39th season as a varsity sport, the fifth with head coach Dawn Staley at the helm.
- Roster Change:** Senior guard Ieasia Walker will wear No. 2 for the rest of the season to honor teammate Shelbretta Ball, who was slated to wear that number before being declared medically ineligible prior to last season.
- At halftime of today's game, the Gamecocks will celebrate the 10-year anniversary of Colonial Life Arena, a building the women's team opened with a 72-58 win over Clemson in front of a program-record 17,712 fans on November 22, 2002.
- Senior guard Ieasia Walker became the 50th Gamecock to play in 100 career games against Savannah State (Nov. 15).
- The Gamecocks have handed out 15 or more assists in each game this season, highlighted by a 20-assist game at Louisiana Tech (Nov. 12), where South Carolina made 30 field goals.

Tale of the Tape

CU	SC
0-2	Overall Record..... 3-0
0-0	Conference Record 0-0
0-2	Home Record 2-0
0-0	Away Record 1-0
0-0	Neutral Record 0-0
59.5	Points Per Game 79.0
62.0	Opp. Points Per Game..... 49.7
.373	Field Goal %age..... 465
.360	Opp. Field Goal %age..... 348
.217	3-Pt. Field Goal %age 273
.333	Opp. 3-Pt. Field Goal %age..... 304
.743	Free Throw %age..... 559
13.0	FTs Made Per Game 12.7
8.0	Assists Per Game 17.7
-0	Turnover Margin +4.0
40.0	Rebounds Per Game 48.3
+3.0	Rebounding Margin..... +19.7
6.5	Steals Per Game..... 9.0
4.0	Blocked Shots Per Game 2.7














Uniform Patch

The Gamecocks continue to wear the patch added to their uniforms last season to honor teammate Shelbretta Ball, who was medically disqualified from playing in Fall 2011. The team wanted Brett and everyone watching to know that she will always be an integral part of them and whatever they achieve this season.

A Snapshot of the 2012-13 Gamecocks

Probable starters noted by shaded background

	<p>#2 Leasia Walker 5-8 • Senior • Guard Amityville, N.Y. (Copiague HS)</p>	<p>GP 3 SPG 1.7 GS 3 BPG 0.3 PPG 11.0 FG% .423 RPG 2.7 3FG% .462 APG 5.7 FT% .714</p>	<ul style="list-style-type: none"> • Scored in double figures every game this season (46 in career) • Handed out career-high eight assists at LA Tech, including five on first seven baskets of the game • Ranks fourth in SEC in assists per game • Named 2012 Preseason All-SEC Second Team member
	<p>#5 Khadijah Sessions 5-8 • Freshman • Guard Myrtle Beach, S.C. (Myrtle Beach)</p>	<p>GP 3 SPG 1.3 GS 0 BPG 0.0 PPG 5.7 FG% .583 RPG 1.3 3FG% .000 APG 1.7 FT% .600</p>	<ul style="list-style-type: none"> • Effective against Savannah State – 4 assists, 3 steals, 6 points • Parade High School All-American; rated No. 7 point guard and No. 40 player overall in class of 2012 by ESPN Hoopgurlz • 2011-12 Class AAA Player of the Year and four-time all-state selection
	<p>#12 Wilka Montout 6-3 • Junior • Center Cayenne, French Guiana (Northeastern Okla. A&M)</p>	<p>GP 3 SPG 0.3 GS 0 BPG 0.3 PPG 7.3 FG% .308 RPG 3.7 3FG% .286 APG 0.7 FT% .500</p>	<ul style="list-style-type: none"> • Grabbed 5 of 6 boards vs. Savannah State on offensive end • Scored eight of her 10 points at LA Tech during 11-5 second-half run that put game out of reach • Third-Team JUCO All-American in 2011-12 • Led team with 18.6 points and 8.2 rebounds per game
	<p>#15 Tiffany Davis 5-7 • Freshman • Guard Houston, Texas (Westbury Christian)</p>	<p>GP 3 SPG 1.7 GS 0 BPG 0.0 PPG 4.0 FG% .500 RPG 1.3 3FG% .250 APG 1.3 FT% .750</p>	<ul style="list-style-type: none"> • Will likely sit out Sunday after suffering knee sprain vs. Savannah State (Nov. 15) • Rated 29th-best point guard in 2012 class by ESPN Hoopgurlz • Daughter of Emanuel Davis, a six-year NBA veteran (Houston, Seattle, Atlanta)
	<p>#20 Sancheon White 5-10 • Senior • Guard Hammon, Ind. (Central Arizona College)</p>	<p>GP 3 SPG 0.7 GS 3 BPG 0.3 PPG 7.0 FG% .450 RPG 4.3 3FG% .333 APG 1.7 FT% 1.000</p>	<ul style="list-style-type: none"> • Season-high nine points vs. Savannah State • Tied for team-high honors with eight rebounds at LA Tech • Solid vs. Elon with eight points and two assists in 13 minutes • Played in all 35 games last season • Solid lockdown defender
	<p>#21 Ashley Bruner 6-0 • Senior • Forward Norman, Okla. (Norman HS)</p>	<p>GP 3 SPG 0.0 GS 3 BPG 0.0 PPG 13.3 FG% .633 RPG 5.7 3FG% — APG 1.3 FT% .182</p>	<ul style="list-style-type: none"> • Posted first double-digit rebounding game of season with 12 vs. Savannah State • Ranks third in SEC in field goal percentage, 17th in scoring • Led team in rebounding seven times and scored in double figures in nine games last season
	<p>#23 Tina Roy 5-11 • Sophomore • Guard Kaplan, La. (Kaplan HS)</p>	<p>GP — SPG — GS — BPG — PPG — FG% — RPG — 3FG% — APG — FT% —</p>	<ul style="list-style-type: none"> • Will not dress after ACL surgery on her right knee on Aug. 15 • Had great 2012 SEC Tournament with 8.7 points per game
	<p>#24 Aleighsa Welch 6-0 • Sophomore • Forward Goose Creek, S.C. (Goose Creek)</p>	<p>GP 3 SPG 1.7 GS 3 BPG 0.7 PPG 12.0 FG% .722 RPG 9.7 3FG% — APG 0.7 FT% .769</p>	<ul style="list-style-type: none"> • Notched first career double-double (13 pts/12 reb) vs. Savannah St. • Great interior work at LA Tech led to 14 points (2nd on team), eight rebounds and two steals • Ranks 10th in SEC in rebounds per game • SEC All-Freshman Team selection in 2012
	<p>#25 Tiffany Mitchell 5-9 • Freshman • Guard Charlotte, N.C. (Providence Day)</p>	<p>GP 3 SPG 0.7 GS 3 BPG 0.0 PPG 10.7 FG% .464 RPG 5.0 3FG% .143 APG 2.3 FT% .556</p>	<ul style="list-style-type: none"> • Is fourth on team with 10.7 ppg, tops among newcomers • Drew start in first career game because of solid defensive effort • Gatorade North Carolina Player of the Year, Miss Basketball North Carolina and Parade High School All-American in 2011-12 • Rated 15th-best guard in 2012 class by ESPN Hoopgurlz
	<p>#31 Asia Dozier 5-10 • Freshman • Guard Columbia, S.C. (Spring Valley)</p>	<p>GP 3 SPG 0.7 GS 0 BPG 0.3 PPG 6.7 FG% .261 RPG 5.0 3FG% .211 APG 2.3 FT% .571</p>	<ul style="list-style-type: none"> • Shown versatility with double-digit rebounds in opener against Elon, five assists at LA Tech and three 3s vs. Savannah State • Gatorade South Carolina Player of the Year and Miss Basketball South Carolina in 2011-12 • Father, Perry, and uncle Terry, both played basketball at Carolina
	<p>#33 Elem Ibiam 6-3 • Sophomore • Center Fayetteville, Ga. (Fayette County HS)</p>	<p>GP 1 SPG 1.0 GS 0 BPG 2.0 PPG 4.0 FG% .286 RPG 11.0 3FG% — APG 0.0 FT% .000</p>	<ul style="list-style-type: none"> • Sat out two games but expected to return to lineup Sunday • Grabbed career-high 11 rebounds against Elon, six offensive • Has been praised by Coach Staley early for her offseason work • Blocked five shots in NCAA Tournament first-round win over Eastern Michigan, the most in program history at the event

Quick Facts

The University

Location: Columbia, S.C.

Founded: 1801

Enrollment: 30,721

Colors: Garnet (PMS 202C) and Black

Nickname: Gamecocks

Conference: Southeastern

President: Dr. Harris Pastides

Athletics Director: Ray Tanner

Facility: Colonial Life Arena (18,000)

Coaching Staff

Head Coach: Dawn Staley

Alma Mater: Virginia, 1992

Overall Record: 242-138 (13th season)

School Record: 70-58 (5th season)

Assoc. Head Coach (Alma Mater):

Lisa Boyer (Ithaca, 1972)

Assistant Coaches (Alma Mater):

Nikki McCray (Tennessee, 1995)

Darius Taylor (Michigan, 2000)

Team Information

2011-12 Record: 25-10

Home: 12-3 Away: 9-5 Neutral: 4-2

SEC Record (Finish): 10-6 (T-4th)

Home: 6-2 Away: 4-4

Letterwinners Returning/Lost: 6/7

Starters Returning/Lost: 1/4

Program History

First Year of Women's Basketball: 1974-75

All-Time Record: 650-487 (38 seasons)

All-Time SEC Record: 91-192 (21 season)

NCAA Appearances (Last): 9 (2012)

NCAA Tournament Record: 10-9

WNIT Appearances (Last): 4 (2011)

WNIT Record: 3-4

Media Relations

Women's Basketball Contact: Diana Koval

Office: 803.777.7977

Cell: 314.369.6050

Email: dkoval@mailbox.sc.edu

Press Row Phone: 803.777.6182

Athletics Department on the Web

Website: GamecocksOnline.com

Twitter: @GamecocksOnline.com

Facebook: Facebook.com/GamecocksOnline

YouTube: YouTube.com/GamecocksOnline

Women's Basketball on Twitter

Team: @GamecockWBB

Head Coach: @DawnStaley

A South Carolina Win Would...

- Make the Gamecocks 4-0 on the season, the program's best start since the 2002-03 team went 8-0.
- Be the Gamecocks' third-straight victory over the Lady Tigers, the longest win streak against their arch-rival since also winning three straight from January 2006 through December 2007.

By the Numbers

- 4 Statistical categories in which South Carolina leads the SEC – scoring margin (+29.3), field goal percentage (.465), rebounding margin (+19.7) and assist-to-turnover ratio (1.6:1)
- 4 Gamecocks averaging double-figure points this season – Bruner (13.3), Welch (12.0), Walker (11.0) and Mitchell (10.7)
- 9 Number of 3-pointers made by the Gamecocks against Savannah State (Nov. 15), tying for the most in the Dawn Staley era, most recently coming against Ole Miss on Jan. 26, 2012
- 25 Games in the Dawn Staley era in which the Gamecocks have scored 70 or more points, including the first three this season. The team is 22-3 in those contests.
- 33 Points that separated South Carolina from Elon in the home opener, the third-largest margin of victory in the Dawn Staley era and the team's fifth margin of victory to exceed 30 points since the start of the 2011-12 season
- 53 Rebounds by the Gamecocks against Elon, tied for the most in the Dawn Staley era, matching the effort against Brown on Dec. 29, 2009
- 82 Points scored by the Gamecocks at Louisiana Tech, the third-highest scoring game in the Staley era

Clemson Series Notes

The Lady Tigers lead the series 33-24, but the Gamecocks have won five of the last seven meetings, including each of the last two. Additionally, South Carolina holds a 16-10 advantage over Clemson in games played in Columbia. South Carolina head coach Dawn Staley is currently 2-2 against the Lady Tigers in her tenure in Columbia.

The Gamecocks' most recent victory over Clemson was a 65-48 decision on Nov. 17, 2011, at Littlejohn Coliseum. South Carolina used an explosive first half to jump out to a 43-26 lead at halftime and held on for a more evenly matched second half.

South Carolina's last win over the Lady Tigers at Colonial Life Arena came on Nov. 18, 2010, by a 73-59 score. Then-sophomore Ieasia Walker announced her arrival as a premier scorer with 30 points on 13-of-19 shooting.

Scouting the Lady Tigers

Clemson comes to Columbia with the nation's fourth most inexperienced team trying to shake off an 0-2 start to the season. The Lady Tigers boast the nation's 16th-best recruiting class but has just 10 years of experiences among its 12 players on the roster. Freshman guard Danaejah Grant leads the offense with 13.5 points per game, while her classmate Jonquel Jones averages a double-double early in the season with 12.0 points and 13.5 rebounds per game to her credit.

Clemson's two losses came by a combined five points, and the 3-point shot might be the difference. The Lady Tigers are shooting just 21.7 percent from behind the arc, hitting just 5-of-23, while allowing opponents to take (42) and make (14) 3s at a far higher rate (33.3 percent).

Head coach Itoro Coleman is in her third season at Clemson with an overall record of 16-44.

Last Time Out

South Carolina posted its second 30-point win of the season in a 78-47 win over Savannah State on Thursday night at Colonial Life Arena. Another balanced offensive effort and strong production on the glass led to four Gamecocks in double-figure points and two with 12 rebounds each. Sophomore forward Aleighsa Welch collected her first career double-double with a game-high 13 points to go with her career-high-tying 12 boards. A trio of Gamecocks handed out four or more assists as the team finished with 18 assists on 31 baskets.

Home Sweet Home

South Carolina is in its 11th season at Colonial Life Arena and enjoys a 107-55 (.660) record in that time. Overall, the Gamecocks are 351-152 all-time in home games. Since South Carolina first entered a conference in the 1983-84 season, the Gamecocks are 283-131 in non-conference home games.

Head coach Dawn Staley has amassed a 41-22 home record in her fifth season at the helm, including a 24-5 mark in non-conference action.

Pronunciation Guide

Ashley Bruner..... BREW-ner
 Asia Dozier.....DOE-zhur
 Elem IbiamELL-um IB-ee-um
 Wilka Montout WIL-kuh mawn-TOO
 Khadijah Sessions kuh-DEE-zhuh
 Ieasia Walker eye-EESH-uh
 Aleighsa Welchuh-LEE-suh
 Sancheon White.....SAN-chee-on

Current Gamecock Streaks

	Total	Home	Road	Neut.
Overall	W3	W3	W2	L1
SEC	W1	W1	L1	—
Non-Conference	W3	W7	W3	L1
Ranked Teams	L1	L2	W1	L2

Noting November

South Carolina is 77-39 (.664) all-time in games played in November. That total includes a 39-10 record (.796) at home and a 22-17 mark (.564) on the road. Head coach Dawn Staley accounts for a 17-10 record (.630) in the first month of the season.

Helping Hand

With arguably the best point guard in international women's basketball history at the helm, South Carolina has been at its best when its assist numbers are highest. In the Dawn Staley era (2008-09 through present), the Gamecocks are 50-18 when handing out 10 or more assists, including a perfect 3-0 mark this season. When missing the 10-assist plateau, South Carolina is just 18-41 overall with Staley.

The Gamecocks have handed out 15 or more assists in all three games this season and have assisted on 57.6 percent of their total field goals (53 assists on 92 made field goals). At Louisiana Tech (Nov. 12), South Carolina amassed 20 assists on its 30 made baskets.

High Octane Offense

South Carolina's offense has been clicking early this season with the Gamecocks averaging 79.0 points through the first three outings. In head coach Dawn Staley's fifth season, South Carolina has scored 70 or more points just 25 times, including all three games this season, in her 128 games at the helm with a 22-3 record in those high-scoring outings. The Gamecocks posted 70 or more points just five times last season, including the first two games of the NCAA Tournament. The high flying offense has been almost just as likely to come out on the road as it has at Colonial Life Arena with 15 of the contests played at home (13-2), six on the road (6-0) and four at neutral sites (3-1).

Sharing the Load

With five active returning players and five newcomers on this season's roster, South Carolina has to rely on the talent of its youth this season, especially early, and so far, the quintet is doing a nice job of sharing the load. Through the first three games, returning Gamecocks are the leaders in the major statistical categories – points per game (Ashley Bruner, 13.3), rebounds per game (Aleighsa Welch, 9.7) and assists per game (Ieasia Walker, 5.7). But the newcomers have accounted for 43.5 percent of the team's scoring (103 of 237 points) and 38.6 percent of the rebounding (49 of 127 boards). One of the four Gamecocks currently averaging double-figure points is a freshman (Tiffany Mitchell, 10.7 ppg) and two of the top four rebounders on the squad are first-year Gamecocks as well (Asia Dozier 5.0 rpg; Mitchell, 5.0 rpg).

Preseason Predictions

South Carolina was picked by both the media and league's coaches to finish in the middle of the 14-team pack in the Southeastern Conference. The media predicted the Gamecocks would take seventh place, while the coaches slotted South Carolina into sixth.

Senior guard Ieasia Walker drew preseason second-team all-conference honors from both groups. She is the team's lone returning starter and the highest returning scorer from last year's squad. Her 7.9 points per game came with 3.2 assists per outing, which combined to earn her Second-Team All-SEC honors for the second-straight year.

Watching the Gamecocks

Fans can catch up with the Gamecocks on television nine times this season. South Carolina will also live stream video of all of its non-televised home games for free via its official athletics website, www.GamecocksOnline.com.

The television schedule opens with four non-conference games, beginning with the Savannah State game on Nov. 15 on SportSouth. The station also will air games against Clemson (Nov. 18) and Furman (Dec. 9). The non-conference portion of the TV schedule closes with the Dec. 19 game against Stanford. The SEC package kicks in on Jan. 3 with the home game against Tennessee on SportSouth. Cox Sports Southeast airs the Jan. 13 contest at Georgia before the Gamecocks return to SportSouth for a Jan. 24 outing against Kentucky. SEC Network will broadcast South Carolina's game at Ole Miss (Feb. 17), and the regular-season finale against Florida (March 3) will air on SportSouth.

South Carolina was 14-4 last season in games televised live, including a 7-1 mark in SEC action and a 4-2 record in postseason play.

Quick Re-Take

South Carolina put together its best season in a decade last season, reaching the NCAA Tournament Sweet 16 for the first time since 2001-02 and making the program's first ever appearance in the SEC Tournament semifinals. The team's 25 victories tied for the most during the program's time in the SEC, matching that of the 2001-02 team, which advanced to the NCAA Elite Eight.

The Gamecocks found success behind a steady dose of stifling defense, ranked fourth in the

AP Top 25 (Nov. 12)		ESPN/USA Today Top 25 (Nov. 13)	
1. Baylor	1-0	1. Baylor	1-0
2. Connecticut	1-0	2. Connecticut	1-0
3. Duke	0-0	3. Duke	0-0
4. Stanford	2-0	4. Stanford	2-0
5. Maryland	2-0	5. Maryland	2-0
6. Kentucky	1-0	6. Notre Dame	1-0
7. Notre Dame	1-0	7. Kentucky	1-0
8. Louisville	2-0	8. Louisville	2-0
9. Penn State	1-0	9. Penn State	1-0
10. Georgia	1-0	10. Georgia	1-0
11. Oklahoma	1-0	11. Oklahoma	1-0
12. California	1-0	12. California	1-0
13. Vanderbilt	2-0	13. Texas A&M	0-1
14. West Virginia	2-0	14. Purdue	1-0
15. Nebraska	2-0	15. Nebraska	2-0
16. Texas A&M	0-1	16. Vanderbilt	2-0
17. Delaware	1-1	17. Delaware	1-1
18. Purdue	1-0	18. St. John's	1-1
19. Texas	2-0	19. West Virginia	2-0
20. St. John's	1-1	20. Tennessee	1-1
21. Ohio State	0-1	21. Ohio State	0-1
22. Oklahoma State	1-0	22. Oklahoma State	1-0
23. Miami (Fla.)	2-0	23. Miami (Fla.)	2-0
24. Tennessee	1-1	24. Texas	2-0
25. Georgetown	2-0	25. Kansas	1-0

Miscellaneous Stats

Double-Doubles 2012-13 Career Record

Aleighsa Welch	1	1	1-0
Ashley Bruner	0	5	2-3
Ieasia Walker	0	1	1-0

30+ Points 2012-13 Career Record

Ieasia Walker	0	1	1-0
---------------	---	---	-----

20+ Points 2012-13 Career Record

Ieasia Walker	0	4	2-2
---------------	---	---	-----

10+ Points 2012-13 Career Record

Ieasia Walker	3	46	28-18
Ashley Bruner	2	22	16-6
Aleighsa Welch	2	12	9-3
Tiffany Mitchell	2	2	2-0
Asia Dozier	1	1	1-0
Wilka Montout	1	1	1-0
Tina Roy	0	5	4-1
Sancheon White	0	2	2-0

10+ Rebounds 2012-13 Career Record

Asia Dozier	1	1	1-0
Elem Ibiam	1	1	1-0
Ashley Bruner	0	6	3-3
Aleighsa Welch	0	2	1-1
Sancheon White	0	1	0-1
Ieasia Walker	0	1	1-0

5+ Assists 2012-13 Career Record

Ieasia Walker	2	15	12-3
Asia Dozier	1	1	1-0

5+ Steals 2012-13 Career Record

Tiffany Davis	1	1	1-0
Ieasia Walker	0	4	2-2

5+ Blocks 2012-13 Career Record

Elem Ibiam	0	1	1-0
------------	---	---	-----

Games Led Team In...

(Tied for team lead in each category included)

Scoring 2012-13 Career Record

Ashley Bruner	2	8	6-2
Aleighsa Welch	1	5	3-2
Ieasia Walker	0	20	10-10
Tina Roy	0	2	2-0

Rebounding 2012-13 Career Record

Aleighsa Welch	2	18	15-3
Ashley Bruner	1	24	12-12
Sancheon White	1	4	2-2
Elem Ibiam	1	1	1-0
Tiffany Mitchell	1	1	1-0
Ieasia Walker	0	8	5-3
Elem Ibiam	0	1	1-0

Assists 2012-13 Career Record

Ieasia Walker	3	32	19-13
Ashley Bruner	0	4	2-2
Sancheon White	0	2	2-0
Tina Roy	0	1	1-0

nation, and a diversified offense. South Carolina allowed more than 55 points just 12 times in 25 games and held five nationally ranked opponents to that mark or lower. Seven different Gamecocks led the team in scoring, and eight scored in double figures at least once. South Carolina's 14-2 start earned the program's first national ranking since the end of the 2002-03 season, and the Gamecocks finished the season ranked No. 25 by the Associated Press. The team posted the most SEC wins since the 2001-02 squad also had 10. Signature league wins included the program's first sweeps of Vanderbilt and Florida and its first win over Tennessee in Knoxville.

2012-13 Roster

No.	Name	Pos.	Ht	Yr.	Hometown/Last School
2	Shelbretta Ball#	G	5-8	So.	Jackson, Miss./Jackson Academy
3	Ieasia Walker	G	5-8	Sr.	Amityville, N.Y./Copiague
5	Khadijah Sessions	G	5-8	Fr.	Myrtle Beach, S.C./Myrtle Beach
12	Wilka Montout	C	6-3	Jr.	French Guiana/NE Okla. A&M
15	Tiffany Davis	G	5-7	Fr.	Houston Texas/Westbury Christian
20	Sancheon White	G	5-10	Sr.	Hammond, Ind./Central Arizona
21	Ashley Bruner	F	6-0	Sr.	Norman, Okla./Norman
23	Tina Roy	G	5-11	So.	Kaplan, La./Kaplan
24	Aleighsa Welch	F	6-0	So.	Goose Creek, S.C./Goose Creek
25	Tiffany Mitchell	G	5-9	Fr.	Charlotte, N.C./Providence Day
31	Asia Dozier	G	5-10	Fr.	Columbia, S.C./Spring Valley
33	Elem Ibiam	C	6-3	So.	Fayetteville, Ga./Fayette County

Head Coach: Dawn Staley

Associate Head Coach: Lisa Boyer

Assistant Coaches: Nikki McCray, Darius Taylor

denotes declared medically ineligible

Team Specialty Stats

South Carolina/Opponent

	Pts. in Paint	Pts. Off TOs	2nd Chance Pts	Fast Break Pts
11/9 Elon	52/18	34/11	22/5	24/8
11/12 at LA Tech	38/30	16/4	22/4	2/2
11/15 Sav. St.	40/20	15/12	19/8	6/4
11/18 Clemson				
11/22 vs. HU				
11/23 vs. FGCU				
11/24 vs. DPU				
11/28 Drexel				
12/2 at SHU				
12/9 Furman				
12/19 Stanford				
12/21 SC State				
12/29 WCU				
1/3 Tenn.				
1/6 at Miss. St.				
1/10 Vandy				
1/13 at Georgia				
1/17 LSU				
1/20 at Fla.				
1/24 Kentucky				
1/27 at Ark.				
2/3 Auburn				
2/7 at Ala.				
2/10 TX A&M				
2/14 at Ky.				
2/17 at Ole Miss				
2/24 Miss. St.				
2/28 at Missouri				
3/3 Florida				

Starters vs. Bench Points

	SC Starters	Opp. Starters	SC Bench	Opp. Bench
11/9 Elon	54	29	23	15
11/12 at LA Tech	58	33	24	25
11/15 Sav. St.	50	42	28	5
11/18 Clemson				
11/22 vs. HU				
11/23 vs. FGCU				
11/24 vs. DPU				
11/28 Drexel				
12/2 at SHU				
12/9 Furman				
12/19 Stanford				
12/21 SC State				
12/29 WCU				
1/3 Tenn.				
1/6 at Miss. St.				
1/10 Vandy				
1/13 at Georgia				
1/17 LSU				
1/20 at Fla.				
1/24 Kentucky				
1/27 at Ark.				
2/3 Auburn				
2/7 at Ala.				
2/10 TX A&M				
2/14 at Ky.				
2/17 at Ole Miss				
2/24 Miss. St.				
2/28 at Missouri				
3/3 Florida				

Career Highs

Ashley Bruner

Points 18 vs. Savannah State, 12/5/10
FG 8, 2x, last, at LA Tech, 11/12/12
FGA 16 vs. Alabama A&M, 11/14/11
FG % 1.00 (8-8) vs. Florida, 1/9/11
FT 6 vs. Charlotte, 3/20/11
FTA 11 vs. Xavier, 11/30/11
FT % .. 1.000 (4-4), 2x, last, vs. Auburn, 1/19/12
Rebounds 18 vs. Penn State, 11/20/11
Off Rebs 9 vs. Penn State, 11/20/11
Def Rebs 9 vs. Penn State, 11/20/11
Blocks 4, 2x, last, vs. Savannah State, 12/5/10
Steals 4, 4x, last, vs. Furman, 12/11/11
Assists 4 vs. Savannah State, 12/21/11
Minutes 34, 2x, last, at LSU, 2/24/11

Tiffany Davis

Points 6 vs. Elon, 11/9/12
FG 2 vs. Elon, 11/9/12
FGA 4 vs. Elon, 11/9/12
FG %500 (2-4) vs. Elon, 11/9/12
3FG 1 at LA Tech, 11/12/12
3FGA 2 vs. Savannah State, 11/15/12
FT 2 vs. Elon, 11/9/12
FTA 2, 2x, last, at LA Tech, 11/12/12
FT % 1.000 (2-2) vs. Elon, 11/9/12
Rebounds 3 vs. Elon, 11/9/12
Off Rebs 1 vs. Elon, 11/9/12
Def Rebs 2 vs. Elon, 11/9/12
Steals 5 vs. Elon, 11/9/12
Assists 3 vs. Elon, 11/9/12
Minutes 20 vs. Elon, 11/9/12

Asia Dozier

Points 11 vs. Savannah State, 11/15/12
FG 4 vs. Savannah State, 11/15/12
FGA 10 vs. Savannah State, 11/15/12
FG % .. .400 (4-10) vs. Savannah State, 11/15/12
3FG 3 vs. Savannah State, 11/15/12
3FGA 9 vs. Savannah State, 11/15/12
3FG % .. .333 (3-9) vs. Savannah State, 11/15/12
FT 4 vs. Elon, 11/9/12
FTA 7 vs. Elon, 11/9/12
FT %571 (4-7) vs. Elon, 11/9/12
Rebounds 10 vs. Elon, 11/9/12
Off Rebs 4 vs. Elon, 11/9/12
Def Rebs 6 vs. Elon, 11/9/12
Steals 2 at LA Tech, 11/12/12
Assists 5 at LA Tech, 11/12/12
Blocks 1 vs. Elon, 11/9/12
Minutes 26 vs. Elon, 11/9/12

Elem Ibiam

Points 7 vs. Furman, 12/11/11
FG 3 vs. Furman, 12/11/11
FGA 7 vs. Elon, 11/9/12
FG % 1.00 (2-2) vs. Tennessee, 3/3/12
FT 3 vs. Alabama, 3/1/12
FTA 5 vs. Furman, 12/11/11
FT % .. 1.00 (2-2), 2x, last, vs. E. Mich., 3/17/12
Rebounds 11 vs. Elon, 11/9/12

Off Rebs 6 vs. Elon, 11/9/12
Def Rebs 5, 2x, last, vs. Elon, 11/9/12
Blocks 5 vs. Eastern Michigan, 3/17/12
Steals 1, 3x, last vs. Elon, 11/9/12
Assists 2 vs. Eastern Michigan, 3/17/12
Minutes 17 vs. Elon, 11/9/12

Tiffany Mitchell

Points 13 at LA Tech, 11/12/12
FG 5 at LA Tech, 11/12/12
FGA 11, 2x, last, vs. Savannah State, 11/15/12
FG %667 (4-6) vs. Elon, 11/9/12
3FG 1 vs. Savannah State, 11/15/12
3FGA 4 vs. Savannah State, 11/15/12
3FG % .. .250 (1-4) vs. Savannah State, 11/15/12
FT 3 at LA Tech, 11/12/12
FTA 4 at LA Tech, 11/12/12
FT %750 (3-4) at LA Tech, 11/12/12
Rebounds 8 at LA Tech, 11/12/12
Off Rebs 3 vs. Savannah State, 11/15/12
Def Rebs 6 at LA Tech, 11/12/12
Steals 1, 2x, last vs. Savannah State, 11/15/12
Assists 4 vs. Savannah State, 11/15/12
Minutes .. 25, 2x, last vs. Savannah St., 11/15/12

Wilka Montout

Points 12 at LA Tech, 11/12/12
FG 4, 2x, last vs. Savannah State, 11/15/12
FGA 13 vs. Savannah State, 11/15/12
FG %400 (4-10) at LA Tech, 11/12/12
3FG 1, 2x, last vs. Savannah State, 11/15/12
3FGA 3 vs. Savannah State, 11/15/12
3FG %500 (1-2) at LA Tech, 11/12/12
FT 3 at LA Tech, 11/12/12
FTA 4 at LA Tech, 11/12/12
FT %750 (3-4) at LA Tech, 11/12/12
Rebounds 6 vs. Savannah State, 11/15/12
Off Rebs 5 vs. Savannah State, 11/15/12
Def Rebs 2 at LA Tech, 11/12/12
Steals 1 vs. Elon, 11/9/12
Assists 2 vs. Elon, 11/9/12
Blocks 1 vs. Savannah State, 11/15/12
Minutes 24 vs. Savannah State, 11/15/12

Khadijah Sessions

Points 8 vs. Elon, 11/9/12
FG 3, 2x, last vs. Savannah State, 11/15/12
FGA 7 vs. Elon, 11/9/12
FG % .. .750 (3-4) vs. Savannah State, 11/15/12
3FGA 1 vs. Elon, 11/9/12
FT 2 vs. Elon, 11/9/12
FTA 3 vs. Elon, 11/9/12
FT %667 (2-3) vs. Elon, 11/9/12
Rebounds 3 vs. Savannah State, 11/15/12
Off Rebs 2 vs. Savannah State, 11/15/12
Def Rebs 1 vs. Savannah State, 11/15/12
Steals 3 vs. Savannah State, 11/15/12
Assists 4 vs. Savannah State, 11/15/12
Minutes 19 vs. Savannah State, 11/15/12

Ieasia Walker

Points 30 vs. Clemson, 11/18/10
FG 13 vs. Clemson, 11/18/10
FGA 23 vs. Tennessee, 1/20/11
FG % .. .750 (3-4), 2x, last vs. Savannah St., 11/15/12
3FG 4 vs. Florida, 1/9/11
3FGA 9, 2x, last, vs. Penn State, 11/20/11
3FG % 1.000 (2-2) vs. Clemson, 11/18/10
FT 8, 2x, last, at Alabama, 2/19/12
FTA 14 vs. Ole Miss, 3/3/11
FT % 1.000 (6-6) at Tennessee, 2/17/11
Rebounds 11 at Ole Miss, 1/16/11
Off Rebs 6 vs. Tennessee, 1/20/11
Def Rebs 9 at Ole Miss, 1/16/11
Steals 6 vs. Furman, 12/11/11
Assists 8 at LA Tech, 11/12/12
Blocks 2 vs. Tennessee, 1/20/11
Minutes 43 at Ole Miss, 1/16/11

Aleighsa Welch

Points 19 vs. Vanderbilt, 1/5/12
FG 7 vs. Vanderbilt, 1/5/12
FGA 10, 2x, last, at LSU, 1/12/12
FG % 1.00 (4-4) vs. Presbyterian, 11/27/11
FT 10 at Xavier, 11/30/11
FTA 15 at Xavier, 11/30/11
FT % .. 1.00 (3-3), 2x, last vs. Savannah St., 11/15/12
Rebounds ... 12, 2x, last vs. Savannah St., 11/15/12
Off Rebs 8 vs. Stanford, 3/24/12
Def Rebs 8 vs. Savannah State, 11/15/12
Steals 3, 2x, last vs. Elon, 11/9/12
Assists 2 vs. Furman, 12/11/11
Blocks 4 at NC State, 12/4/11
Minutes 31 vs. Kentucky, 1/15/12

Sancheon White

Points 10, 2x, last, vs. Savannah St., 12/21/11
FG 4, 3x, last, vs. Elon, 11/9/12
FGA 9, 3x, last, at Auburn, 1/19/12
FG %800 (4-5) at Xavier, 11/30/11
3FG 2 vs. Kentucky, 1/15/12
3FGA 4 at Illinois, 11/11/11
3FG % 1.00 (2-2) vs. Kentucky, 1/15/12
FT 4 vs. Savannah State, 12/21/11
FTA 5 vs. Savannah State, 12/21/11
FT % .. 1.00 (2-2), 2x, last, vs. Savannah St., 11/15/12
Rebounds 13 at Auburn, 1/19/12
Off Rebs 6 at Auburn, 1/19/12
Def Rebs 7 at Auburn, 1/19/12
Steals 3 at NC State, 12/4/11
Assists 3, 2x, last, vs. Presbyterian, 11/27/11
Blocks 2, 2x, last, vs. Alabama, 1/1/12
Minutes 33 at LA Tech, 11/12/12

South Carolina's Record When...

	SEC Only	All Games
Record.....	0-0	3-0
Playing a ranked opponent.....	0-0	0-0
Playing at home	0-0	2-0
Playing on the road	0-0	1-0
Playing at neutral site	0-0	0-0
Leading at half	0-0	3-0
Trailing at half	0-0	0-0
Tied at half	0-0	0-0
Playing an overtime game	0-0	0-0
0 players score in double-figures	0-0	0-0
1 player scores in double-figures	0-0	0-0
2 players score in double-figures	0-0	1-0
3 players score in double-figures	0-0	0-0
4 players score in double-figures	0-0	1-0
5 players score in double-figures	0-0	1-0
Starters outscore opponent's starters	0-0	3-0
Opponent's starters score equal/more	0-0	0-0
Bench outscores opponent's bench	0-0	2-0
Opponent's bench scores equal/more.....	0-0	1-0
Shooting 50% or better	0-0	0-0
Shooting between 40-49%	0-0	3-0
Shooting between 30-39%	0-0	0-0
Shooting less than 30%	0-0	0-0
Opponent shoots 50% or better.....	0-0	0-0
Opponent shoots between 40-49%	0-0	0-0
Opponent shoots between 30-39%	0-0	2-0
Opponent shoots less than 30%.....	0-0	1-0
Shooting better than opponent.....	0-0	3-0
Shooting worse than/equal to opponent	0-0	0-0
Having more FTs made than opponent	0-0	2-0
Having equal/less FTs made than opponent	0-0	1-0
Outrebounding opponent	0-0	3-0
Having equal/less rebounds than opponent	0-0	0-0
Having more TOs than opponent	0-0	0-0
Having equal or less TOs than opponent.....	0-0	3-0
Attempting more FT than 3FG.....	0-0	2-0
Attempting equal/less FT than 3FG	0-0	1-0
Making 5 or more 3FGs.....	0-0	2-0
Making less than 5 3FGs.....	0-0	1-0
Attempting 15 or more 3FGs.....	0-0	2-0
Attempting less than 15 3FGs.....	0-0	1-0

	SEC Only	All Games
No South Carolina players foul out	0-0	3-0
One or more South Carolina players foul out.....	0-0	0-0
Having 10 or more assists.....	0-0	3-0
Having less than 10 assists.....	0-0	0-0
Scoring more pts. in paint than opponent	0-0	3-0
Scoring equal/less pts. in paint than opponent	0-0	0-0
Scoring more pts. off TOs than opponent	0-0	3-0
Scoring equal/less pts. off TOs than opponent.....	0-0	0-0
Scoring more 2nd-chance pts.	0-0	3-0
Scoring equal/less 2nd-chance pts.....	0-0	0-0
Scoring more fast break pts.....	0-0	2-0
Scoring equal/less fast break pts.....	0-0	1-0
Wearing white uniforms	0-0	2-0
Wearing black uniforms	0-0	1-0
Wearing garnet uniforms.....	0-0	0-0
Playing in tournaments/classics	0-0	0-0
Playing on live television	0-0	1-0
Playing in November.....	0-0	3-0
Playing in December	0-0	0-0
Playing in January	0-0	0-0
Playing in February	0-0	0-0
Playing in March.....	0-0	0-0
Playing during the day.....	0-0	0-0
Playing at night.....	0-0	3-0
Playing on Sunday.....	0-0	0-0
Playing on Monday.....	0-0	1-0
Playing on Tuesday.....	0-0	0-0
Playing on Wednesday.....	0-0	0-0
Playing on Thursday.....	0-0	1-0
Playing on Friday	0-0	1-0
Margin is 5 pts. or less.....	0-0	0-0
Margin is between 6-10.....	0-0	0-0
Margin is between 11-20.....	0-0	0-0
Margin is more than 20.....	0-0	3-0
Having a 20-pt. scorer.....	0-0	0-0
Having a 30-pt. scorer.....	0-0	0-0
Scoring 49 points or less.....	0-0	0-0
Scoring 50-59 points.....	0-0	0-0
Scoring 60-69 points.....	0-0	0-0
Scoring 70-79 points.....	0-0	2-0
Scoring 80-89 points.....	0-0	1-0
Scoring 90-99 points.....	0-0	0-0

2012-13 Team High / Low

South Carolina	Game Highs		Game Lows	
POINTS	82	at Louisiana Tech 11/12/12	77	Elon 11/9/12
FIELD GOALS MADE	31	Savannah State, 11/15/12 Elon 11/9/12	30	at Louisiana Tech 11/12/12
FIELD GOAL ATTEMPTS	70	Elon 11/9/12	61	at Louisiana Tech 11/12/12
FIELD GOAL PERCENTAGE	.492 (30-61)	at Louisiana Tech 11/12/12	.443 (31-70)	Elon 11/9/12
3 PT FIELD GOALS MADE	9	Savannah State, 11/15/12	0	Elon 11/9/12
3 PT FG ATTEMPTS	25	Savannah State, 11/15/12	14	Elon 11/9/12
3 PT FG PERCENTAGE	.375 (6-16)	at Louisiana Tech 11/12/12	.000 (0-14)	Elon 11/9/12
FREE THROWS MADE	16	at Louisiana Tech 11/12/12	7	Savannah State, 11/15/12
FREE THROW ATTEMPTS	30	Elon 11/9/12	13	Savannah State, 11/15/12
FREE THROW PERCENTAGE	.640 (16-25)	at Louisiana Tech 11/12/12	.500 (15-30)	Elon 11/9/12
REBOUNDS	53	Elon 11/9/12	43	at Louisiana Tech 11/12/12
ASSISTS	20	at Louisiana Tech 11/12/12	15	Elon 11/9/12
STEALS	14	Elon 11/9/12	4	Savannah State, 11/15/12
BLOCKED SHOTS	4	at Louisiana Tech 11/12/12	1	Savannah State, 11/15/12
TURNOVERS	15	Elon 11/9/12	7	at Louisiana Tech 11/12/12
FOULS	17	at Louisiana Tech 11/12/12	12	Elon 11/9/12

Opponent	Game Highs		Game Lows	
POINTS	58	at Louisiana Tech 11/12/12	44	Elon 11/9/12
FIELD GOALS MADE	20	at Louisiana Tech 11/12/12	16	Elon 11/9/12
FIELD GOAL ATTEMPTS	54	Elon 11/9/12	50	Savannah State, 11/15/12
FIELD GOAL PERCENTAGE	.392 (20-51)	at Louisiana Tech 11/12/12	.296 (16-54)	Elon 11/9/12
3 PT FIELD GOALS MADE	3	at Louisiana Tech 11/12/12	2	Savannah State, 11/15/12 Elon 11/9/12
3 PT FG ATTEMPTS	11	at Louisiana Tech 11/12/12	5	Savannah State, 11/15/12
3 PT FG PERCENTAGE	.400 (2-5)	Savannah State, 11/15/12	.273 (3-11)	at Louisiana Tech 11/12/12
FREE THROWS MADE	15	at Louisiana Tech 11/12/12	9	Savannah State, 11/15/12
FREE THROW ATTEMPTS	24	at Louisiana Tech 11/12/12	13	Elon 11/9/12
FREE THROW PERCENTAGE	.769 (10-13)	Elon 11/9/12	.563 (9-16)	Savannah State, 11/15/12
REBOUNDS	33	Elon 11/9/12	26	Savannah State, 11/15/12 at Louisiana Tech 11/12/12
ASSISTS	12	at Louisiana Tech 11/12/12	4	Elon 11/9/12
STEALS	7	Elon 11/9/12	3	at Louisiana Tech 11/12/12
BLOCKED SHOTS	5	Savannah State, 11/15/12	0	at Louisiana Tech 11/12/12
TURNOVERS	22	Elon 11/9/12	12	Savannah State, 11/15/12 at Louisiana Tech 11/12/12
FOULS	23	Elon 11/9/12	13	Savannah State, 11/15/12

The Last Time ...

Individual

Scored 50 Points

South Carolina 51, Jocelyn Penn vs. Stetson, 1/4/03
Opponent Never

Scored 40 Points

South Carolina 51, Jocelyn Penn vs. Stetson, 1/4/03
Opponent 46, Cornelia Gayden, LSU, 1/14/95

Scored 30 Points

South Carolina 30, Ieasia Walker vs. Clemson, 11/18/10
Opponent 32, LaQueta Ferguson, Florida International, 11/25/07

Grabbed 20 Rebounds

South Carolina 25, Kelsey Bone vs. Boston University, 12/28/09
Opponent 24, Courtney Paris, Oklahoma, 12/30/07

Grabbed 15 Rebounds

South Carolina 18, Ashley Bruner vs. Penn State, 11/20/11
Opponent 15, Stephanie Holzer, at Vanderbilt, 1/22/12

Two Players with 20 or More Points

South Carolina La'Keisha Sutton 21/Markeshia Grant 20 vs. North Carolina, 12/18/11
Opponent Angie Bjorklund 23/Shekinna Stricklen 21, Tennessee, 1/17/10

Two Players with 10 or More Rebounds

South Carolina Ashley Bruner 12/Aleighsa Welch 12 vs. Savannah State, 11/15/12
Opponent Chiney Ogumike 10/Nnemkadi Ogumike 10, Stanford, 3/24/12

Had 10 Assists

South Carolina 10, Samone Kennedy at Florida, 2/24/08
Opponent 11, Marneshia Richard, Mississippi State, 1/21/07

Had Five Steals

South Carolina 5, Tiffany Davis vs. Elon, 11/9/12
Opponent 5, Sam Ramirez, Appalachian State, 3/16/11

Had Five Blocked Shots

South Carolina 5, Elem Ibiam vs. Eastern Michigan, 3/17/12
Opponent 5, Anne Marie Armstrong, Georgia, 2/16/12

Had a Double-Double

South Carolina Aleighsa Welch (13 pts/12 reb) vs. Savannah St., 11/15/12
Opponent Chiney Ogumike (11 pts/10 reb) and Nnemkadi Ogumike (39 pts/10 reb), Stanford, 3/24/12

Two Players had a Double-Double

South Carolina Kelsey Bone (20 pts/10 reb)/Charenee Stephens (12 pts/11 reb) vs. Mississippi, 3/4/10
Opponent Chiney Ogumike (11 pts/10 reb)/Nnemkadi Ogumike (39 pts/10 reb), Stanford, 3/24/12

Had a Triple-Double

South Carolina Iva Sliskovic (18 pts, 15 reb, 10 asst) vs. High Point, 12/20/06
Opponent Never

Team

Scored 100 Points

South Carolina 102 vs. North Carolina A&T, 3/21/08
Opponent 103, Clemson, 11/21/03

Won by 30 or More Points

South Carolina 78-47 (33) vs. Savannah State, 11/15/12
Opponent 66-34 (32), Georgia, 3/4/11

Shot 65% or Better from the Field

South Carolina .652 (45-69) vs. East Tennessee State, 12/19/00
Opponent Never

Shot 60% or Better from the Field

South Carolina .608 (31-51) vs. Jackson State, 12/7/07
Opponent .604 (29-48), Vanderbilt, 1/18/01

Shot 50% or Better from the Field

South Carolina .533 (32-60) vs. Eastern Michigan, 3/17/12
Opponent .528 (28-53), Stanford, 3/24/12

No Players in Double-Figure Points

South Carolina at Auburn, 1/19/12
Opponent SC State, 12/14/11

Five Players in Double-Figure Points

South Carolina at Louisiana Tech, 11/12/12
Opponent Arkansas, 2/14/10

Faced AP Top-25 Opponent

Win 72-61 at No. 13 Purdue, 3/19/12
Loss 60-76 vs. No. 2 Stanford, 3/24/12

Faced AP Top-10 Opponent

Win 64-60 at No. 8 Tennessee, 2/2/12
Loss 60-76 vs. No. 2 Stanford, 3/24/12

Faced AP Top-5 Opponent

Win 70-66 vs. No. 5 Vanderbilt, 1/28/98
Loss 60-76 vs. No. 2 Stanford, 3/24/12

Faced AP No. 1 Team

Win Never
Loss 48-77 vs. No. 1 UConn, 12/29/08

Overtime Game

Win 64-62 at Arkansas, 2/6/11
Loss 60-74 vs. Vanderbilt, 2/27/11

Double-Overtime Game

Win 92-91 at Florida State, 2/4/91
Loss 92-94 at Clemson, 11/19/09

South Carolina Was Ranked

AP No. 1 Never
AP Top 10 No. 10, 2/18/02
AP Top 25 No. 25, Final Poll 2011-12



Official Basketball Box Score -- Game Totals -- Final Statistics
Elon vs South Carolina
 11/09/12 7 p.m. at Columbia, S.C./Colonial Life Arena



Elon 44 • 0-1

#	Player	Total		3-Ptr		Rebounds			PF	TP	A	TO	Blk	Stl	Min
		FG-FGA	FG-FGA	FT-FTA	Off	Def	Tot								
02	EVANS, Kelsey	f	2-7	0-0	4-4	1	2	3	3	8	0	1	1	1	26
01	STEPHENSON, Zora	g	2-3	1-2	0-0	0	1	1	1	5	0	0	0	1	23
11	FORD, Ali	g	3-6	1-3	1-2	0	1	1	3	8	2	8	0	1	30
23	HARRIS, Kelsey	g	0-8	0-1	2-2	6	3	9	1	2	1	1	0	0	26
24	COFFER, Sam	g	2-6	0-1	2-2	2	3	5	2	6	0	2	0	0	26
05	REDMOND, Shon		5-13	0-0	0-1	2	3	5	4	10	1	7	0	1	22
10	HUDSON, Lauren		0-0	0-0	0-0	0	0	0	0	0	0	0	0	0	3
15	RAZOR, Nicole		0-1	0-0	0-0	0	0	0	0	0	0	1	0	0	2
21	COCHRANAM, Shannen		1-2	0-0	1-2	2	2	4	5	3	0	0	0	1	14
22	FARMER, Jessica		1-3	0-0	0-0	1	1	2	3	2	0	2	1	2	20
32	CARTER, Autumn		0-5	0-0	0-0	0	0	0	1	0	0	0	0	0	8
	Team					2	1	3							
	Totals		16-54	2-7	10-13	16	17	33	23	44	4	22	3	7	200

FG % 1st Half: 10-25 40.0% 2nd half: 6-29 20.7% Game: 16-54 29.6% Deadball Rebounds 1,1
 3FG % 1st Half: 1-2 50.0% 2nd half: 1-5 20.0% Game: 2-7 28.6%
 FT % 1st Half: 4-4 100.0% 2nd half: 6-9 66.7% Game: 10-13 76.9%

South Carolina 77 • 1-0

#	Player	Total		3-Ptr		Rebounds			PF	TP	A	TO	Blk	Stl	Min
		FG-FGA	FG-FGA	FT-FTA	Off	Def	Tot								
21	BRUNER, Ashley	f	7-11	0-0	1-5	3	0	3	0	15	0	2	0	0	24
24	WELCH, Aleighsa	f	4-6	0-0	1-2	5	4	9	1	9	1	2	0	3	25
03	WALKER, Ieasia	g	5-12	0-3	3-3	3	1	4	1	13	4	1	0	3	24
20	WHITE, Sancheon	g	4-6	0-0	0-0	0	1	1	1	8	2	0	0	0	13
25	MITCHELL, Tiffany	g	4-6	0-1	1-2	0	2	2	1	9	3	1	0	1	23
05	SESSIONS, Khadijah		3-7	0-1	2-3	0	0	0	1	8	0	1	0	0	10
12	MONTOUT, Wilka		0-3	0-2	1-4	2	0	2	2	1	2	1	0	1	18
15	DAVIS, Tiffany		2-4	0-1	2-2	1	2	3	1	6	3	2	0	5	20
31	DOZIER, Asia		0-8	0-6	4-7	4	6	10	4	4	0	2	1	0	26
33	IBIAM, Elem		2-7	0-0	0-2	6	5	11	0	4	0	3	2	1	17
	Team					5	3	8							
	Totals		31-70	0-14	15-30	29	24	53	12	77	15	15	3	14	200

FG % 1st Half: 17-30 56.7% 2nd half: 14-40 35.0% Game: 31-70 44.3% Deadball Rebounds 7
 3FG % 1st Half: 0-3 0.0% 2nd half: 0-11 0.0% Game: 0-14 0.0%
 FT % 1st Half: 7-13 53.8% 2nd half: 8-17 47.1% Game: 15-30 50.0%

Officials: Kelly Johnson, Ed Sidlasky, Kim Thebo
 Technical fouls: Elon-None. South Carolina-None.
 Attendance: 2912

Score by periods	1st	2nd	Total
Elon	25	19	44
South Carolina	41	36	77

Last FG - ELON 2nd-05:13, SC 2nd-01:11.
 Largest lead - ELON None, SC by 33 2nd-01:11.

Score tied - 0 times.
 Lead changed - 0 times.



Official Basketball Box Score -- Game Totals -- Final Statistics
South Carolina vs Louisiana Tech
 11/12/12 7 p.m. at Thomas Assembly Center Ruston, La.



South Carolina 82 • 1-0, 0-0 SEC

#	Player	Total		3-Ptr		Rebounds			PF	TP	A	TO	Blk	Stl	Min
		FG-FGA	FG-FGA	FT-FTA	Off	Def	Tot								
03	WALKER, Ieasia	*	3-10	3-6	1-2	1	2	3	2	10	8	1	1	2	33
20	WHITE, Sancheon	*	2-7	0-1	0-0	5	3	8	2	4	2	1	1	2	33
21	BRUNER, Ashley	*	8-10	0-0	1-3	0	2	2	3	17	3	0	0	0	22
24	WELCH, Aleighsa	*	4-6	0-0	6-8	4	4	8	3	14	1	0	2	2	26
25	MITCHELL, Tiffany	*	5-11	0-2	3-4	2	6	8	2	13	0	2	0	0	25
05	SESSIONS, Khadijah		1-1	0-0	1-2	1	0	1	0	3	1	1	0	1	8
12	MONTOUT, Wilka		4-10	1-2	3-4	1	2	3	3	12	0	1	0	0	23
15	DAVIS, Tiffany		1-1	1-1	1-2	0	1	1	0	4	0	0	0	0	6
31	DOZIER, Asia		2-5	1-4	0-0	1	1	2	2	5	5	0	0	2	22
	Team					0	6	6							
	Totals		30-61	6-16	16-25	15	27	42	17	82	20	7	4	9	198

FG % 1st Half: 14-33 42.4% 2nd half: 16-28 57.1% Game: 30-61 49.2% Deadball Rebounds 4
 3FG % 1st Half: 4-9 44.4% 2nd half: 2-7 28.6% Game: 6-16 37.5%
 FT % 1st Half: 8-12 66.7% 2nd half: 8-13 61.5% Game: 16-25 64.0%

Louisiana Tech 58 • 0-1, 0-0 WAC

#	Player	Total		3-Ptr		Rebounds			PF	TP	A	TO	Blk	Stl	Min
		FG-FGA	FG-FGA	FT-FTA	Off	Def	Tot								
01	Borum, Janay	*	2-6	0-0	0-0	0	1	1	2	4	5	4	0	1	20
02	Frazier, Whitney	*	1-7	0-1	1-2	0	2	2	4	3	0	1	0	1	23
04	Vucinic, Jelena	*	0-2	0-1	0-0	0	0	0	1	0	0	0	0	0	17
10	Lewis, Brittany	*	3-5	1-1	3-4	2	3	5	0	10	0	0	0	0	21
23	Perry, Lulu	*	6-14	2-7	2-4	0	2	2	0	16	3	2	0	0	38
00	Hayes, Courtney		2-4	0-1	0-0	1	4	5	3	4	2	0	0	0	13
03	Bryant, Jasmine		3-6	0-0	4-4	2	2	4	4	10	0	1	0	1	19
15	Jefferson, Brittany		0-3	0-0	2-6	0	3	3	2	2	0	0	0	1	26
21	Andrews, Kanedria		0-0	0-0	0-0	0	0	0	0	2	0	1	0	0	6
30	Anderson, Tavasha		3-4	0-0	3-4	1	0	1	1	9	1	2	0	0	15
33	Langston, Savanna		0-0	0-0	0-0	0	0	0	0	1	0	0	0	0	2
	Team					0	4	4							
	Totals		20-51	3-11	15-24	6	21	27	19	58	12	12	0	3	200

FG % 1st Half: 10-25 40.0% 2nd half: 10-26 38.5% Game: 20-51 39.2% Deadball Rebounds 7
 3FG % 1st Half: 1-4 25.0% 2nd half: 2-7 28.6% Game: 3-11 27.3%
 FT % 1st Half: 6-10 60.0% 2nd half: 9-14 64.3% Game: 15-24 62.5%

Officials: Marlon Ramsey, John Fletcher, Kyle Bacon
 Technical fouls: South Carolina-None. Louisiana Tech-None.
 Attendance: 1525

Score by periods	1st	2nd	Total
South Carolina	40	42	82
Louisiana Tech	27	31	58

Last FG - SC 2nd-00:56, LATECH 2nd-01:14.
 Largest lead - SC by 24 2nd-00:56, LATECH by 1 1st-19:25.

Score tied - 2 times.
 Lead changed - 1 time.



Official Basketball Box Score -- Game Totals -- Final Statistics
Savannah State vs South Carolina
 11/15/12 7 p.m. at Columbia, S.C./Colonial Life Arena



Savannah State 47 • 1-1

#	Player	Total		3-Ptr		Rebounds			PF	TP	A	TO	Blk	Stl	Min
		FG-FGA	FG-FGA	FT-FTA	Off	Def	Tot								
14	HOGUE, Erin	f	3-9	0-0	3-7	3	4	7	2	9	1	1	0	1	32
24	GREENE, Charmaine	f	1-3	0-0	0-0	2	1	3	3	2	0	1	1	1	14
04	NORMAN, Jasmine	g	4-7	1-2	0-0	1	1	2	1	9	1	1	1	1	19
23	KALU, Ezinne	g	4-13	0-1	2-5	1	2	3	3	10	3	3	0	1	37
35	THOMAS, Andrietta	g	4-10	0-0	4-4	1	2	3	1	12	1	2	0	0	27
05	UBA, Blessing		0-2	0-1	0-0	1	0	1	1	0	0	1	0	0	15
11	CUK, Smiljana		0-0	0-0	0-0	0	1	1	0	0	0	0	0	0	4
13	THOMAS, Jasmine		0-0	0-0	0-0	0	1	1	0	0	0	1	0	0	11
15	WILLIAMS, Jerryshia		0-1	0-0	0-0	0	1	1	0	0	0	0	0	0	11
21	KIRKLAND, Jasmine		0-0	0-0	0-0	0	1	1	0	0	0	1	0	1	7
22	TAYLOR, Alexandria		2-2	1-1	0-0	0	0	0	2	5	2	1	2	0	9
55	FRAZIER, Chantrell		0-3	0-0	0-0	0	0	0	0	0	0	1	1	1	14
	Team					1	2	3							
	Totals		18-50	2-5	9-16	10	16	26	13	47	8	12	5	6	200

FG % 1st Half: 7-24 29.2% 2nd half: 11-26 42.3% Game: 18-50 36.0% Deadball Rebounds 4
 3FG % 1st Half: 0-3 0.0% 2nd half: 2-2 100.0% Game: 2-5 40.0%
 FT % 1st Half: 6-10 60.0% 2nd half: 3-6 50.0% Game: 9-16 56.3%

South Carolina 78 • 3-0

#	Player	Total		3-Ptr		Rebounds			PF	TP	A	TO	Blk	Stl	Min
		FG-FGA	FG-FGA	FT-FTA	Off	Def	Tot								
21	BRUNER, Ashley	f	4-9	0-0	0-3	5	7	12	2	8	1	2	0	0	23
24	WELCH, Aleighsa	f	5-6	0-0	3-3	4	8	12	0	13	0	1	0	0	22
03	WALKER, Ieasia	g	3-4	3-4	1-2	1	0	1	1	10	5	5	0	0	29
20	WHITE, Sancheon	g	3-7	1-2	2-2	2	2	4	2	9	1	0	0	0	20
25	MITCHELL, Tiffany	g	4-11	1-4	1-3	3	2	5	1	10	4	0	0	1	25
05	SESSIONS, Khadijah		3-4	0-1	0-0	2	1	3	1	6	4	1	0	3	19
12	MONTOUT, Wilka		4-13	1-3	0-0	5	1	6	2	9	0	2	1	0	24
15	DAVIS, Tiffany		1-3	0-2	0-0	0	0	0	1	2	1	0	0	0	14
31	DOZIER, Asia		4-10	3-9	0-0	1	2	3	4	11	2	1	0	0	24
	Team					2	2	4							
	Totals		31-67	9-25	7-13	25	25	50	14	78	18	12	1	4	200

FG % 1st Half: 15-31 48.4% 2nd half: 16-36 44.4% Game: 31-67 46.3% Deadball Rebounds 1
 3FG % 1st Half: 5-11 45.5% 2nd half: 4-14 28.6% Game: 9-25 36.0%
 FT % 1st Half: 5-9 55.6% 2nd half: 2-4 50.0% Game: 7-13 53.8%

Officials: Lawson Newton, Troy Winders, Kylie Galloway
 Technical fouls: Savannah State-None. South Carolina-None.
 Attendance: 2480



2012-13 South Carolina Basketball
South Carolina Combined Team Statistics (as of Nov 15, 2012)
All games



RECORD:	OVERALL	HOME	AWAY	NEUTRAL
ALL GAMES	3-0	2-0	1-0	0-0
CONFERENCE	0-0	0-0	0-0	0-0
NON-CONFERENCE	3-0	2-0	1-0	0-0

#	Player	gp-gs	min	avg	Total			3-Point		F-Throw		Rebounds				pf	dq	a	to	blk	stl	pts	avg
					fg-fga	fg%	3fg-fga	3fg%	ft-fa	ft%	off	def	tot	avg									
21	BRUNER, Ashley	3-3	69	23.0	19-30	.633	0-0	.000	2-11	.182	8	9	17	5.7	5	0	4	4	0	0	40	13.3	
24	WELCH, Aleighsa	3-3	73	24.3	13-18	.722	0-0	.000	10-13	.769	13	16	29	9.7	4	0	2	3	2	5	36	12.0	
03	WALKER, leasia	3-3	86	28.7	11-26	.423	6-13	.462	5-7	.714	5	3	8	2.7	4	0	17	7	1	5	33	11.0	
25	MITCHELL, Tiffany	3-3	73	24.3	13-28	.464	1-7	.143	5-9	.556	5	10	15	5.0	4	0	7	3	0	2	32	10.7	
12	MONTOUT, Wilka	3-0	65	21.7	8-26	.308	2-7	.286	4-8	.500	8	3	11	3.7	7	0	2	4	1	1	22	7.3	
20	WHITE, Sancheon	3-3	66	22.0	9-20	.450	1-3	.333	2-2	1.000	7	6	13	4.3	5	0	5	1	1	2	21	7.0	
31	DOZIER, Asia	3-0	72	24.0	6-23	.261	4-19	.211	4-7	.571	6	9	15	5.0	10	0	7	3	1	2	20	6.7	
05	SESSIONS, Khadijah	3-0	37	12.3	7-12	.583	0-2	.000	3-5	.600	3	1	4	1.3	2	0	5	3	0	4	17	5.7	
33	IBIAM, Elem	1-0	17	17.0	2-7	.286	0-0	.000	0-2	.000	6	5	11	11.0	0	0	0	3	2	1	4	4.0	
15	DAVIS, Tiffany	3-0	40	13.3	4-8	.500	1-4	.250	3-4	.750	1	3	4	1.3	2	0	4	2	0	5	12	4.0	
Team											7	11	18				1						
Total.....		3	598		92-198	.465	15-55	.273	38-68	.559	69	76	145	48.3	43	0	53	34	8	27	237	79.0	
Opponents.....		3	600		54-155	.348	7-23	.304	34-53	.642	32	54	86	28.7	55	1	24	46	8	16	149	49.7	

TEAM STATISTICS	SC	OPP	Date	Opponent	Score	Att.
SCORING	237	149	11/09/12	ELON	w 77-44	2912
Points per game	79.0	49.7	11/12/12	at Louisiana Tech	w 82-58	1525
Scoring margin	+29.3	-	11/15/12	SAVANNAH STATE	w 78-47	2480
FIELD GOALS-ATT	92-198	54-155	<= U.S. Virgin Islands Paradise Jam (St. Thomas, USVI)			
Field goal pct	.465	.348	* = SEC Game			
3 POINT FG-ATT	15-55	7-23	^ = SEC Tournament (Duluth, Ga.)			
3-point FG pct	.273	.304				
3-pt FG made per game	5.0	2.3				
FREE THROWS-ATT	38-68	34-53				
Free throw pct	.559	.642				
F-Throws made per game	12.7	11.3				
REBOUNDS	145	86				
Rebounds per game	48.3	28.7				
Rebounding margin	+19.7	-				
ASSISTS	53	24				
Assists per game	17.7	8.0				
TURNOVERS	34	46				
Turnovers per game	11.3	15.3				
Turnover margin	+4.0	-				
Assist/turnover ratio	1.6	0.5				
STEALS	27	16				
Steals per game	9.0	5.3				
BLOCKS	8	8				
Blocks per game	2.7	2.7				
ATTENDANCE	5392	1525				
Home games-Avg/Game	2-2696	1-1525				
Neutral site-Avg/Game	-	0-0				

Score by Periods	1st	2nd	Totals
South Carolina	121	116	237
Opponents	72	77	149



2012-13 South Carolina Basketball
South Carolina Game-by-Game Highs (as of Nov 15, 2012)
All games



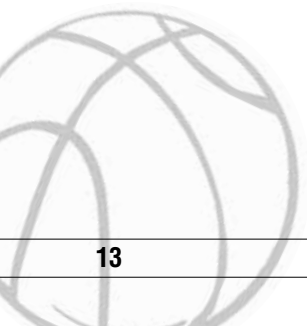
Opponent	Date	Score	Points	Rebounds	Assists	Steals	Blocked shots
ELON	11/09/12	77-44	15-BRUNER, Ashley	11-IBIAM, Elem	4-WALKER, leasia	5-DAVIS, Tiffany	2-IBIAM, Elem
at Louisiana Tech	11/12/12	82-58	17-BRUNER, Ashley	8-WELCH, Aleighsa MITCHELL, Tiffany WHITE, Sancheon	8-WALKER, leasia	2-WHITE, Sancheon WALKER, leasia WELCH, Aleighsa DOZIER, Asia	2-WELCH, Aleighsa
SAVANNAH STATE	11/15/12	78-47	13-WELCH, Aleighsa	12-BRUNER, Ashley WELCH, Aleighsa	5-WALKER, leasia	3-SESSIONS, Khadij	1-MONTOUT, Wilka



2012-13 South Carolina Basketball
South Carolina Points-Rebounds-Assists (as of Nov 15, 2012)
All games



Opponent	Date	Score	03	05	12	15	20	21	24	25	31	33	
ELON	11/09/12	77-44	W	13-4-4	8-0-0	1-2-2	6-3-3	8-1-2	15-3-0	9-9-1	9-2-3	4-10-0	4-1-0
at LATECH	11/12/12	82-58	W	10-3-8	3-1-1	12-3-0	4-1-0	4-8-2	17-2-3	14-8-1	13-8-0	5-2-5	DNP
SSU	11/15/12	78-47	W	10-1-5	6-3-4	9-6-0	2-0-1	9-4-1	8-12-1	13-12-0	10-5-4	11-3-2	DNP





2012-13 South Carolina Basketball
South Carolina Team Game-by-Game Comparison (as of Nov 15, 2012)
All games



Opponent	1st	2nd	Score	Mar	Total FG	FG Pct	3-Pointers	3FG Pct	Free Throws	FT Pct	Rebounds	Assist	T/Over	Block	Steal	Fouls
ELON	41/25	36/19	77-44	+33	31-70/16-54	.443/.296	0-14/2-7	.000/.286	15-30/10-13	.500/.769	53/33	15/4	15/22	3/3	14/7	12/23
Louisiana Tech	40/27	42/31	82-58	+24	30-61/20-51	.492/.392	6-16/3-11	.375/.273	16-25/15-24	.640/.625	42/27	20/12	7/12	4/0	9/3	17/19
SAVANNAH STATE	40/20	38/27	78-47	+31	31-67/18-50	.463/.360	9-25/2-5	.360/.400	7-13/9-16	.538/.563	50/26	18/8	12/12	1/5	4/6	14/13

Note: Game totals are displayed in the format TEAM/OPPONENT for each category

