



2015-16 Women's Basketball SOUTH CAROLINA

Assoc. Media Relations Director: Diana Koval | Office: 803.777.7977 | Cell: 314.369.6050 | Email: dkoval@mailbox.sc.edu | Twitter: @DianaKovalSID
Website: www.GamecocksOnline.com | Twitter: @GamecockWBB | Instagram: @GamecockWBB | Facebook: @GamecockWBB

Game 22

Feb. 4, 2016 • 7 p.m. • Columbia, S.C. • Colonial Life Arena (18,000)

South Carolina Gamecocks
21-0, 9-0 SEC



vs.



Kentucky Wildcats
15-5, 4-5 SEC

Ranking: 2/2 (AP/Coaches)

Head Coach: Dawn Staley

Record at South Carolina: 176-74 (8th)

Career Record: 348-154 (16th)

Top Scorer: A'ja Wilson (16.6)

Top Rebounder: Alaina Coates (9.9)

Ranking: 18/18

Head Coach: Matthew Mitchell

Record at UK: 209-86 (10th)

Career Record: 239-115 (11th)

Top Scorer: Makayla Epps (17.6)

Top Rebounder: Evelyn Akhator (9.5)

Schedule/Results

Nov. 13	#6/10 Ohio State (SECN+)	W, 88-80
Nov. 15	UNCG (SECN+)	W, 92-44
Nov. 18	at Clemson (ESPN3)	W, 67-41
Nov. 22	at UCLA (Pac-12 Network)	W, 68-65

*Waikiki Beach Marriott
Rainbow Wahine Showdown*

Nov. 27	vs. #16/18 Arizona State	W, 60-58
Nov. 28	vs. CSU Bakersfield	W, 90-71
Nov. 29	at Hawaii	W, 67-51

Dec. 6	#14/13 Duke (ESPN2)	W, 66-55
Dec. 13	Winthrop (SECN)	W, 86-37
Dec. 16	Hampton (SECN+)	W, 86-48

CresCom Bank Carolinas College Women's Challenge

Dec. 20	vs. East Carolina	W, 88-57
---------	-------------------	----------

Dec. 22	Elon (SECN+)	W, 78-63
Jan. 3	Arkansas* (ESPNU)	W, 85-32
Jan. 7	at Vanderbilt* (SECN^)	W, 71-61
Jan. 10	#20/- Missouri* (SECN)	W, 83-58
Jan. 14	at #9/9 Kentucky* (SECN)	W, 73-62
Jan. 17	#15/11 Texas A&M* (ESPN2)	W, 59-58
Jan. 21	at Auburn* (SECN+)	W, 74-58
Jan. 24	at #10/10 Miss. State* (ESPN2)	W, 51-57
Jan. 28	Ole Miss* (SECN+)	W, 81-62
Jan. 31	at #10/10 Texas A&M* (ESPN2)	W, 70-63
Feb. 4	Kentucky* (SECN)	7 p.m.
Feb. 8	Connecticut (ESPN2)	7 p.m.
Feb. 11	Florida* (SECN+)	7 p.m.
Feb. 15	at Tennessee* (ESPN2)	7 p.m.
Feb. 18	Georgia* (SECN+)	7 p.m.
Feb. 22	at Alabama* (SECN)	7 p.m.
Feb. 25	at Ole Miss* (SECN^)	9 p.m.
Feb. 28	LSU* (ESPN2/U)	TBA

SEC Tournament (Jacksonville, Fla.)

Mar. 2	First Round	TBA
Mar. 3	Second Round	TBA
Mar. 4	Quarterfinals	TBA
Mar. 5	Semifinals	TBA
Mar. 6	Final	TBA

*All Times Listed as Eastern and are subject to change
< indicates game played in Myrtle Beach, S.C.
* indicates SEC Game*

Game Information

Doors Open: 5:30 p.m.

Tickets: \$8 Adults, \$4 Youth (17 and under)

Live Stats: GamecocksOnline.com

Broadcast: SEC Network (Paul Sunderland, ppx; Carolyn Peck, analyst; Steffi Sorensen, sideline)

Radio: 1320 AM/107.5 The Game (Brad Muller)

Series History

South Carolina Record	23-33
In Columbia	16-9
In Lexington	7-20
At Neutral Site	0-4
Staley Era	7-9
First Meeting	SC, 66-41, 1/10/79
Current Streak	Won 1

Last Five Meetings:

Date	Result	Location
1/14/16	W, 73-62	Lexington
3/1/15	L, 56-67	Lexington
1/11/15	W, 68-60	Columbia
3/8/14	L, 58-68	Nashville
2/20/14	W, 81-58	Lexington












Game Notables

- South Carolina's senior class holds a 5-3 edge over Kentucky, including wins in all three games played in Colonial Life Arena. Those three wins were decided by an average of 7.3 points.
- South Carolina opened the season 21-0 for the second-straight season and is just one win shy of the school record 22-0 mark set last season, which was more than double the previous record of 10-0 achieved in three seasons.
- The Gamecocks are one SEC win away from their fifth-straight season of double-digit conference victories, a mark reached only once in the 20 seasons prior to the current streak.
- In its eight wins over ranked teams, which includes four over top-10 foes, South Carolina is out-scoring its opponents 69.5-60.6 on efficient 42.9 percent field goal shooting, compared to 34.8 percent by its opponents. Sophomore forward A'ja Wilson leads the team with 20.3 points and 11.1 rebounds per game in those eight wins. Junior center Alaina Coates joins her in averaging a double with 10.5 points and 10.3 rebounds.
- The Gamecocks are ranked fifth in the nation in free throw attempts (496), averaging a nation's-best 23.6 per game. Despite occasional struggles at the free throw line, South Carolina has made more free throws (323) than its opponents have attempted this season (311). The gap is most significant against ranked opponents as the Gamecocks have made 143 free throws to their eight opponents' 117 attempts.
- Junior Alaina Coates was named SEC Player of the Week this week as she posted 12.5 points and 12.0 rebounds per game while also tying for the team lead with eight assists and a team-best .647 field goal percentage. For the season, she ranks 34th in the nation in rebounding at 9.9 boards per game and has pulled in double-digit rebounds in every SEC game this season.
- In conference play, senior guard Tiffany Mitchell ranks among the SEC's top 10 in seven different stats – third in scoring (16.6 ppg); fourth in free throw percentage (.804); sixth in field goal percentage (.426), steals (2.1) and assist-to-turnover ratio (1.1); and eighth in assists (3.1) and 3-pointers per game (1.6).
- Sophomore A'ja Wilson has six 20-point games this season, one more than she posted in her freshman year. This season's number includes five against nationally ranked opponents. Her well-rounded contributions also include three stats in which she ranks among the nation's top 50 – blocks (9th, 3.2), double-doubles (25th, 10) and field goal percentage (40th, .531) – and another just outside that mark – rebounds (55th, 9.3).

#TheShowSC

South Carolina head coach Dawn Staley selected this season's theme as "The Show" to recognize all the elements that go into what has become one of the nation's premier programs. For the first time the theme is not focused on the team itself. Instead, Staley wanted to showcase the state of South Carolina, the fans, the band, the cheerleaders, the program, the University and how they have come together to support her team.

2015-16 South Carolina Media Roster

1		<p>Bianca Cuevas 5-6 • So. • Guard • Bronx, N.Y. <i>kway-VAHS</i></p> <p>PPG 6.8 RPG 1.5 APG 1.5 FG% .373 FT% .714</p>	<p>LAST GAME: 3 min at Texas A&M NOTABLE: Lightning-quick guard who finishes well in traffic ... scored in double figures 6x ... ≥ 3 steals 4x this season ... clutch plays vs. Texas A&M (Jan. 17) ... 2014 McDonald's All-America.</p>	<p>Career Highs Pts: 21 at Ole Miss, 2/1/15 Reb: 4, 6x, vs. Duke, 12/6/15 Ast: 6 vs. CSUB, 11/28/15 Stl: 5 vs. Missouri, 1/10/16</p>
4		<p>Doniyah Cliney 6-0 • R-Fr. • Guard • Newark, N.J. <i>dawn-YAY CLY-nee</i></p> <p>PPG 2.1 RPG 0.9 APG 0.6 FG% .313 FT% .444</p>	<p>LAST GAME: 1 min at Texas A&M NOTABLE: Good size and athleticism on perimeter, good court vision ... played in seven games since (right) hand injury ... no game action since high school, so adjusting to pace of play, etc. ... won two HS state titles.</p>	<p>Career Highs Pts: 5 vs. Missouri, 1/10/16 Reb: 3 vs. Ole Miss, 1/28/16 Ast: 3 at Auburn, 1/21/16 Stl: 1 vs. Missouri, 1/10/16</p>
5		<p>Khadijah Sessions 5-8 • Sr. • Guard • Myrtle Beach, S.C. <i>kub-DEE-zhub SESH-uns</i></p> <p>PPG 6.4 RPG 2.6 APG 2.6 FG% .495 FT% .648</p>	<p>LAST GAME: 10 pts, 3 assts, 3 stls at TAMU NOTABLE: Team captain ... best FG %age of career ... in SEC play, 7.9 ppg on 52.3% FG, including clutch shots in 5 comeback wins ... handed out ≥4 assists 7x and scored ≥10 pts 5x ... 7th in SEC in steals (2.0).</p>	<p>Career Highs Pts: 19 vs. Auburn, 2/3/13 Reb: 6 vs. Clemson, 11/20/14 Ast: 8 vs. NC Central, 12/1/14 Stl: 4, 14x, vs. TAMU 1/17/16</p>
22		<p>A'ja Wilson 6-5 • So. • Forward • Hopkins, S.C. <i>A-zhub</i></p> <p>PPG 16.6 RPG 9.3 BPG 3.2 FG% .531 FT% .681</p>	<p>LAST GM: 27 pts, 10 rebs, 4 blks at TAMU NOTABLE: Growing offense and defense ... Has 9 dbl-dbls, 3.2 bpg (10th in nation) ... SEC top 6 in ppg, rpg, FG% ... 4x SEC Plyr of Wk. ... Naismith, Wooden and Drysdale Watch Lists ... 1st SC fr. to earn All-America.</p>	<p>Career Highs Pts: 28 vs. Duke, 12/6/15 Reb: 19 at Kentucky, 3/1/15 Blks: 8, 2x, vs. TAMU, 1/17/16 Stl: 3, 4x, vs. C. Mich., 12/20/14</p>
23		<p>Tina Roy 5-11 • Sr. • Guard • Kaplan, La.</p> <p>PPG 6.6 RPG 1.4 APG 2.3 FG% .351 FT% .286</p>	<p>LAST GM: 1 pt, 1 asst, 1 stl at Texas A&M NOTABLE: Team captain ... in SEC play – 9.1 ppg, .448 3FG %age (26-of-58) ... overall, 2nd in SEC in 3FG% (.386), 5th in 3s/gm (2.1) ... ≥4 3s in 4 of 9 SEC games ... 2nd on team in assists vs. SEC teams (2.2).</p>	<p>Career Highs Pts: 21 vs. Arkansas, 1/3/16 Reb: 8 at Miss. St., 2/6/14 Ast: 10 vs. Sav. St., 12/14/14 Stl: 3, 2x, vs. Ole Miss, 1/28/16</p>
24		<p>Sarah Imovbioh 6-2 • Sr. • Forward • Abuja, Nigeria <i>ih-MOE-vee-o</i></p> <p>PPG 4.5 RPG 5.2 APG 0.2 FG% .607 FT% .457</p>	<p>LAST GM: 1 reb, 1 min at Texas A&M NOTABLE: Great energy, still learning SC system ... ≥10 rebs 3 times, one double-double ... 2nd on team in FG %age ... avg. dbl-dbl in 2014-15, 10.8 rpg (19th in nation, 1st in ACC) and 12.6 ppg playing at Uva.</p>	<p>Career Highs Pts: 19 vs. Hampton, 12/16/15 Reb: 12 vs. ECU, 12/20/15 Ast: 2, 2x, vs. Missouri, 1/10/16 Stl: 2, 2x, at Clemson, 11/18/15</p>
25		<p>Tiffany Mitchell 5-9 • Sr. • Guard • Charlotte, N.C.</p> <p>PPG 15.2 RPG 3.0 APG 2.6 FG% .418 FT% .814</p>	<p>LAST GM: 20 pts, 2 assts, 3 stls at TAMU NOTABLE: Team captain ... In SEC play – 16.6 ppg, 3.1 apg, 2.1 spg ... 8th in SEC in ppg overall, 11th in steals (1.8) ... Naismith, Wooden, Drysdale and Staley Watch Lists ... 2x SEC POY, All-America.</p>	<p>Career Highs Pts: 25 vs. Georgia, 2/27/14 Reb: 11, 5x, at Arkansas, 1/2/14 Ast: 9 at SDSU, 11/23/13 Stl: 7 vs. NC Central, 12/1/14</p>
31		<p>Asia Dozier 6-0 • Sr. • Guard/For. • Columbia, S.C. <i>DOE-zhur</i></p> <p>PPG 3.2 RPG 1.1 APG 2.0 FG% .339 FT% .833</p>	<p>LAST GAME: 1 reb, 1 asst at Texas A&M NOTABLE: Two-time team captain ... cerebral player, nurturing leader ... has started 10 games ... always seems to deliver timely points or defensive play ... suffered right hand injury at Texas A&M, return is day-to-day.</p>	<p>Career Highs Pts: 16, 2x, at SDSU, 11/23/13 Reb: 10 vs. Elon, 11/9/12 Ast: 6, 3x, vs. UNCG, 11/15/15 Stl: 2, 2x, vs. Hampton, 12/16/15</p>
40		<p>Jatarie White 6-4 • So. • Forward • Charlotte, N.C. <i>juh-TAR-ee</i></p> <p>PPG 3.3 RPG 3.3 APG 0.5 FG% .353 FT% .629</p>	<p>LAST GAME: 2 min at Texas A&M NOTABLE: Solid play not always in the box score ... grabbed at least 5 rebs 6 times this season ... ≥10 points two times this season ... 2014 WBCA, McDonald's All-America.</p>	<p>Career Highs Pts: 14 vs. ECU, 12/20/15 Reb: 9 vs. Winthrop, 12/13/15 Blk: 4 vs. Winthrop, 12/13/15 Stl: 2 vs. Syracuse, 3/22/15</p>
41		<p>Alaina Coates 6-4 • Jr. • Center • Irmo, S.C. <i>uh-LAY-nub COATS</i></p> <p>PPG 12.2 RPG 9.9 BPG 1.4 FG% .689 FT% .545</p>	<p>LAST GM: 12 pts, 10 rebs, 6 assts at TAMU NOTABLE: SEC-best 11 dbl-dbls (1 triple) – 9 in last 13 gms ... avg dbl-dbl in SEC ... Leads SEC in rpg overall and vs SEC, 17th in scoring overall ... shooting 71.7% in SEC play ... Naismith Watch List ... 2x All-SEC.</p>	<p>Career Highs Pts: 29 vs. Winthrop, 12/13/15 Reb: 17 vs. Kentucky, 1/9/14 Blk: 10 vs. Winthrop, 12/13/15 Min: 32 at UCLA, 11/22/15</p>
44		<p>India Farmer 6-0 • Jr. • Forward • N. Myrtle Beach, S.C.</p> <p>PPG 0.0 RPG 14.0 APG 0.0 FG% .000 FT% --</p>	<p>LAST GAME: 1 reb in 3 mins vs. Arkansas NOTABLE: Played in 4 games this season after seeing action in 16 in 2014-15, including five SEC and three postseason ... great team player ... works hard with good attitude.</p>	<p>Career Highs Pts: 3, 2x, vs. Alabama, 1/19/14 Reb: 3 vs. NC Central, 12/2/13 Blk: 2 vs. UNCG, 11/15/15 Stl: 1 at Florida, 1/19/15</p>

Starter

Reserve

Gamecocks' Five-Second Count

South Carolina is enjoying its most successful period in program history. The 2015 Senior Class set a four-year record with 113 wins and a .813 winning percentage. The 2016 Senior Class has a chance top that number, currently holding a record of 109-16, winning 87.2 percent of its contests. Winning consecutive SEC regular-season titles in the last two seasons, South Carolina has not finished outside the SEC's top four in four campaigns. Nationally, 67 straight AP Poll appearances is the new program record.

In the last two seasons, three Gamecocks have earned All-America honors, including two on the 2015-16 squad, and seven have earned All-SEC selection, including three on this season's roster.

Quick Facts

The University

Location: Columbia, S.C.
Founded: 1801
Enrollment: 32,972
Colors: Garnet (PMS 202C) and Black
Nickname: Gamecocks
Conference: Southeastern
President: Dr. Harris Pastides
Athletics Director: Ray Tanner
Facility: Colonial Life Arena (18,000)

Coaching Staff

Head Coach: Dawn Staley
Alma Mater: Virginia, 1992
Overall Record: 348-154 (16th season)
School Record: 176-74 (8th season)
Assoc. Head Coach (Alma Mater):
 Lisa Boyer (Ithaca, 1979)
Assistant Coaches (Alma Mater):
 Nikki McCray-Penson (Tennessee, 1995)
 Fred Chmiel (Excelsior, 2001)

Team Information

2014-15 Record: 34-3
 Home: 16-0 Away: 9-2 Neutral: 9-1
SEC Record (Finish): 15-1 (T-1st)
 Home: 8-0 Away: 7-1
Letterwinners Returning/Lost: 11/3
Starters Returning/Lost: 3/2

Program History

First Year of Women's Basketball: 1974-75
All-Time Record: 756-503 (42nd season)
All-Time SEC Record: 140-200 (25th season)
NCAA Appearances (Last): 12 (2015)
NCAA Tournament Record: 17-12
2015 NCAA Result: Final Four; L, 65-66, Notre Dame; Tampa, Fla.
WNIT Appearances (Last): 4 (2011)
WNIT Record: 3-4

Media Relations

Women's Basketball Contact: Diana Koval
Office: 803.777.7977
Cell: 314.369.6050
Email: dkoval@mailbox.sc.edu
Press Row Phone: 803.777.6182
Athletics Department on the Web
Website: GamecocksOnline.com
Twitter: @GamecocksOnline
Instagram: @GamecocksOnline
Facebook: Facebook.com/GamecocksOnline
YouTube: YouTube.com/GamecocksOnline
Women's Basketball on Twitter
Team: @GamecockWBB
Head Coach: @DawnStaley

By the Numbers

	5	7.9	33	54.5
--	----------	------------	-----------	-------------

- Games this season in which multiple Gamecocks have scored at least 20 points – vs. CSUB (Nov. 28) and at #10/10 Texas A&M (Jan. 31)
- Gamecocks averaging a double-double in the team's seven games against ranked opponents this season – A'ja Wilson (20.3 ppg/11.1 rpg) and Alaina Coates (10.5 ppg/10.3 rpg)
- Stans in which sophomore forward A'ja Wilson ranks among the nation's top 50 – blocks (9th), double-doubles (25th), FG percentage (40th)
- 3-pointers needed by senior guard Tiffany Mitchell to move into the program's career top five
- Of South Carolina's nine SEC games that have been against a nationally ranked team, including three top-10 matchups
- Assists by center Alaina Coates at Texas A&M (Jan. 31), tied for the most by any Gamecock this season
- Of the highest attended women's basketball games in the nation this season that were played at Colonial Life Arena, including three of the top five
- Points per SEC game scored by senior guard Khadijah Sessions, the highest average of her career
- Consecutive games of double-digit rebounds by junior center Alaina Coates, who has 14 on the season, including six against ranked opponents
- Games in which Tina Roy has hit at least three 3-pointers, including six in SEC play
- Second-half points by Tiffany Mitchell at Texas A&M (Jan. 31), the most by a Gamecock in one half of an SEC game this season
- Double-doubles by the Gamecocks this season, the most of any team in the league
- Free throw attempts per game by South Carolina, the best average in the nation
- Career double-doubles by junior center Alaina Coates, which rank her fifth in program history
- Consecutive wins at Colonial Life Arena for the Gamecocks, the longest active streak in the nation
- Percent of South Carolina's points scored in the paint (40.1 of 76.0 ppg)
- Percent shooting by the Gamecocks in the fourth quarter of tight games (within single digits in the final 5:00)
- Percent of made field goals that the Gamecocks assisted on over the last five games (79-of-124)

Current Streaks

	Total	Home	Road	Neut.
Overall	W21	W44	W8	W3
SEC	W9	W22	W5	—
Non-Conference	W12	W24	W3	W3
Ranked Teams	W8	W9	W3	W1

Kentucky Series Notes

Kentucky leads the series 33-23, but the Gamecocks have a 16-9 edge in Columbia. The overall series gap closes to a 9-7 Wildcat advantage in South Carolina's Dawn Staley era with the Gamecocks holding a 5-3 edge in the last four seasons, during which four of the eight games were decided by single-digit points.

In the most recent meeting, the Gamecocks rallied from an 11-point second-quarter deficit and a four-point halftime disadvantage to post a 73-62 win in Lexington. Senior Tiffany Mitchell and sophomore A'ja Wilson combined to score 12 of the Gamecocks' final 17 points to break a 56-56 tie with 7:24 left to play, while Alaina Coates added a pair of rebounds and two free throws to the final stretch.

The teams split their home-and-home series two of the last three seasons with the Gamecocks sweeping the regular-season meetings in 2013-14, which Kentucky avenged with a win in the 2014 SEC Tournament semifinals.

South Carolina and Kentucky were both ranked in the AP top 10 in two previous meetings in the series, both of which went the Gamecocks' way in Columbia.

South Carolina's results vs. Kentucky since the arrival of head coach Dawn Staley:

Date	W/L	Score	Site	Rank (SC/UK)
1/14/15	W	73-62	A	2/9
3/1/15	L	56-67	A	2/13
1/11/15	W	68-60	H	1/10
3/8/14	L	58-68	N	5/12
2/20/14	W	81-58	A	4/15
1/9/14	W	68-59	H	10/9
2/14/13	L	74-78	A	16/9
1/24/13	W	55-50	H	18/5
2/23/12	L	50-53	A	-/13
1/15/12	L	58-66	H	24/9
2/10/11	W	66-61	H	-/15
1/13/11	L	48-66	A	-/19
2/21/10	L	50-71	A	-/16
1/14/10	W	79-71	H	-/-
3/1/09	L	53-70	H	-/-
2/5/09	L	47-61	A	-/-

Tale of the Tape

Kentucky				South Carolina			
Overall	SEC Rank	SEC Only	SEC Rank	Overall	SEC Rank	SEC Only	SEC Rank
15-5		4-5		21-0		9-0	
11-2		3-2		10-0		4-0	
4-3		1-3		8-0		5-0	
0-0				3-0			
74.3	4th	65.7	5th	75.7	2nd	72.6	1st
58.1	7th	64.3	11th	56.0	4th	56.1	3rd
.460	3rd	.420	4th	.464	2nd	.460	1st
.360	4th	.403	8th	.346	2nd	.361	3rd
.371	1st	.288	8th	.319	5th	.338	1st
.285	6th	.320	12th	.279	4th	.236	3rd
.728	3rd	.737	4th	.651	11th	.637	11th
13.1		14.3		15.4		15.2	
40.2	10th	38.4	7th	41.6	4th	38.6	6th
+5.7	6th	+4.3	4th	+8.5	2nd	+5.6	2nd
14.9	7th	10.7	12th	15.0	6th	15.0	1st
+2.5	7th	-1.2	T-10th	+1.4	9th	+1.1	4th
7.9	12th	7.8	9th	8.4	10th	8.6	7th
4.5	5th	3.1	8th	5.5	1st	4.8	3rd

Home Sweet Home

The Gamecocks are riding a 44-game win streak at Colonial Life Arena into today's game – the longest active home win streak in the nation. South Carolina turned in back-to-back perfect seasons, going 16-0 at home in 2013-14 and 2014-15. The Gamecocks' last loss at Colonial Life Arena was a 50-48 decision to No. 14 Texas A&M on Feb. 10, 2013.

South Carolina is 404-155 (.723) at home, including a 159-58 (.733) record at Colonial Life Arena. Head coach Dawn Staley owns a 93-25 (.788) record at home.

Ranked Readings

The Gamecocks have played eight games against ranked teams this season and have four more on the schedule, all coming in the next four outings.

This season against ranked teams, South Carolina averages 69.5 points on 42.9 percent field goal shooting while holding its opponent to 60.6 points per game on 34.8 percent shooting. Sophomore forward A'ja Wilson leads the offense with 20.3 points per game to go with her 11.1 rebounds per outing. Junior center Alaina Coates also averages a double-double against ranked teams this season – 10.5 points, 10.3 rebounds. Senior guard Tiffany Mitchell adds 15.0 points per game against ranked opponents.

After posting a 21-8 record against ranked opponents since the start of the 2013-14 season, head coach Dawn Staley has a 33-42 mark vs. the nation's best teams during her South Carolina tenure, highlighted by a 21-8 mark when the Gamecocks carry a better ranking than their opponent into the contest.

This season, South Carolina is 8-0 against ranked opponents. The Gamecocks' 10 wins against ranked foes in 2014-15 set a program record, topping the eight

wins of the 1979-80 squad. Of last season's 10 wins, five came against a top-10 foe.

SEC Story

Head coach Dawn Staley has steadily lifted the Gamecocks' national profile by building the Gamecocks into a consistent SEC contender with back-to-back regular-season titles, shirking decades of difficulty in the nation's best women's basketball conference.

In her eighth season at the helm, Staley boasts a 76-43 (.639) SEC regular-season record and has finished outside the league's top five just twice – an unprecedented achievement for a program that had finished INSIDE the top five only two times in the previous 17 seasons. Staley's 76 wins include four seasons of double-digit league victories – 10-6 in 2012, 11-5 in 2013, an SEC-best 14-2 in 2014 and 15-1 in 2015.

Staley's SEC regular-season record includes a 42-18 (.700) mark at home and a 34-25 (.576) slate on the road.

Poll Position

South Carolina remains at No. 2 in the nation in both polls this week, marking the 31st-straight time the Gamecocks have been ranked among the nation's top three teams. South Carolina has held a top-10 position in the Associated Press poll for 42 straight weeks and been ranked in the AP top 25 for 67 consecutive weeks (beginning Dec. 10, 2012), breaking the school record of 62 from Feb. 27, 1979 through Jan. 9, 1983.

Strength in Numbers

Based on cumulative opponent winning percentage, South Carolina currently has the 22nd toughest schedule

in the nation. The 26 teams the Gamecocks will face this season have a current winning percentage of .620. The SEC and Pac-12 dominate the top 25 schedules with six and seven entries, respectively.

With 11 games away from Columbia so far this season, the Gamecocks are second in the RPI – best in the SEC with Tennessee (12) and Texas A&M (14) also among the top 20. Six others – Kentucky (21), Missouri (27), Florida (28), Mississippi State (33), Georgia (36) and Vanderbilt (46) – are in the top 50.

In the National Rankings

(thru games of 2/1)

Team	SEC	NCAA	Actual
Scoring Offense	2	24	75.7
Scoring Defense	4	33	56.0
Scoring Margin	2	6	+19.7
Field Goal Percentage	2	11	.464
Field Goal %age Def.	2	19	.346
3-Point FG %age	5	135	.319
3-Point FG %age Def.	4	52	.279
3-Point FG Made/Gm.	7	180	5.4
Free Throw Percentage	11	280	.651
Rebounding Offense	4	—	41.6
Rebounding Defense	3	—	33.0
Rebounding Margin	2	3	+8.5
Assists	6	63	15.0
Steals	10	131	8.4
Turnover Margin	9	119	+1.4
Turnovers	—	39	13.9
Assist-to-Turnover Ratio	1	43	1.1
Blocked Shots	1	21	5.5
Home Attendance Avg.	1	1	14,511

Alaina Coates	SEC	NCAA	Actual
Scoring	17	—	12.2
Rebounding	1	34	9.9
Blocks	5	124	1.4
Off. Rebounds	12	—	2.9
Double-Doubles	1	20	11

Tiffany Mitchell	SEC	NCAA	Actual
Scoring	8	165	15.2
FT Percentage	3	89	.814
Steals	11	—	1.8
3FG Made/Game	9	—	1.7

Tina Roy	SEC	NCAA	Actual
3FG Percentage	2	65	.386
3FG Made/Game	5	143	2.1

Khadijah Sessions	SEC	NCAA	Actual
Steals	7	145	2.0

A'ja Wilson	SEC	NCAA	Actual
Scoring	5	102	16.6
Rebounding	3	55	9.3
FG Percentage	2	40	.531
FT Percentage	10	—	.681
Blocks	1	9	3.2
Off. Rebounds	10	—	3.0
Double-Doubles	2	25	10

2015-16 Double-Doubles

Alaina Coates (11)

11/13	Ohio State	17 pts/13 rebs
11/22	at UCLA	12 pts/12 rebs
12/13	Winthrop	29 pts/16 rebs/10 blks
12/16	Hampton	22 pts/12 rebs
12/20	vs. East Carolina	10 pts/15 rebs
1/3	Arkansas	11 pts/10 rebs
1/7	at Vanderbilt	11 pts/10 rebs
1/10	Missouri	13 pts/12 rebs
1/21	at Auburn	17 pts/10 rebs
1/28	Ole Miss	13 pts/14 rebs
1/31	at Texas A&M	12 pts/10 rebs

Sarah Imovbioh (1)

11/15	UNCG	14 pts/11 rebs
-------	------	----------------

A'ja Wilson (10)

11/13	Ohio State	20 pts/14 rebs
11/15	UNCG	19 pts/10 rebs
11/22	at UCLA	11 pts/10 rebs
11/27	vs. Arizona State	18 pts/11 rebs
12/6	Duke	28 pts/11 rebs
12/20	vs. East Carolina	15 pts/10 rebs
1/3	Arkansas	11 pts/10 rebs
1/10	Missouri	11 pts/11 rebs
1/14	at Kentucky	26 pts/13 rebs
1/31	at Texas A&M	27 pts/10 rebs

2015-16 Awards

Alaina Coates

Naismith Early Season Watch List
Wooden Award Watch List
SEC Player of the Week (Jan. 26-Feb. 1)
Preseason All-SEC First Team (Media, Coaches)

Bianca Cuevas

Rainbow Wahine Showdown All-Tournament

Tiffany Mitchell

USBWA Ann Meyers Drysdale Midseason List
Wooden Award Midseason Top 20
Naismith Early Season Watch List
Dawn Staley Award Watch List
Senior CLASS Award candidate
Preseason All-America (AP, Lindy's, Athlon, SI, ESPN)
Preseason All-SEC First Team (Media, Coaches)
Preseason SEC Player of the Year (Media, Coaches)

A'ja Wilson

USBWA Ann Meyers Drysdale Midseason List
Wooden Award Midseason Top 20
2015 USA Basketball Female Athlete of the Year
Naismith Early Season Watch List
Rainbow Wahine Showdown Tournament MVP
Preseason All-America 2nd Team (Lindy's, SI, ESPN)
Preseason All-America Honorable Mention (AP)
Preseason All-SEC First Team (Media, Coaches)
SEC Player of the Week (Nov. 13-16; Nov. 24-30;
Dec. 1-7; Jan. 12-18)
ESPN National Player of the Week (Jan. 12-18)

Gamecocks in 2015-16 National Polls

Poll	Pre	11/16	11/23	11/30	12/7	12/14	12/21	12/28	1/4	1/11	1/18	1/25	2/1	2/8	2/15	2/22	3/1	3/8	3/16	Final
Associated Press	2	2	2	2	2	2	2	2	2	2	2	2	2	2	2	2	2	2	2	2
Coaches	2	2	2	2	2	2	2	2	2	2	2	2	2	2	2	2	2	2	2	2

SEC Title Talk

The media and league coaches picked the Gamecocks to repeat as SEC champions this season. After winning its first SEC regular-season championship in 2013-14, South Carolina shared the title last season. If the prediction holds, the Gamecocks would become just the third team to win three straight regular-season championships in league history, joining Tennessee (2000-2004, 1993-1995) and Auburn (1987-89)

Location, Location, Location

South Carolina averages 40.1 points in the paint this season, making up 53.0 percent of the Gamecocks' offense. No opponent has out-scored South Carolina in the paint this season with the Gamecocks out-pacing their opponents in that space by 19.1 points per game.

While the dominance abates slightly in SEC play, South Carolina's inside advantage is even more significant against ranked opponents. The Gamecocks out-score their ranked foes in the paint by an average of 20.9 points with inside scoring accounting for 57.2 percent of the total offense in those eight games.

Be Aggressive

Led by arguably among the best frontcourts in the nation, South Carolina ranks fifth in the country in free throw attempts at 496. The Gamecocks average 23.6 free throw attempts per game, the best mark in the nation as the four teams ahead of them in the rankings have played more games. South Carolina's 323 made free throws are 19th in the nation.

Balancing Act

Six different Gamecocks have been the team's high scorer in a game at least once, but often the high scorer has several teammates on her heels. In a constant search for balance, the Gamecocks' top scorer in a game has accounted for less than one-third of the team's points in all but six games. Overall, three Gamecocks average double-figure points – A'ja Wilson 16.6 ppg, Tiffany Mitchell 15.2, Alaina Coates 12.2 – with three others scoring at least 6.0 points per game – Bianca Cuevas 6.8 ppg, Tina Roy 6.6, Khadijah Sessions 6.4.

In SEC play, the balance of offense is only slight contracted Mitchell at 16.6 ppg, Wilson at 15.8 and with Coates 10.6 to go along with Roy's 9.1 ppg and Sessions' often timely 7.9 ppg.

Diversified Assets

Head coach Dawn Staley has compiled an arsenal of offensive weapons that keeps growing throughout the season with no one Gamecock consistently dominating the stat line, especially on offense.

While nine different Gamecocks have been the

Team Specialty Stats

South Carolina-Opponent

	Pts. in Paint	Pts. Off TOs	2nd Chance Pts	Fast Break Pts
11/13 OSU	52-20	20-14	21-8	16-9
11/15 UNCG	52-18	29-4	16-10	13-8
11/18 at Clem.	24-16	21-2	22-11	8-0
11/20 at UCLA	30-20	8-17	10-9	4-6
11/27 vs. ASU	42-16	18-20	8-9	2-0
11/28 vs. CSUB	48-20	16-7	7-7	2-0
11/29 at Hawaii	36-18	23-5	12-11	6-0
12/6 Duke	42-24	15-6	18-9	15-6
12/13 Winthrop	50-18	20-9	14-10	19-6
12/16 Hampton	42-22	7-18	17-1	2-10
12/20 vs. ECU	46-18	16-6	17-11	2-0
12/22 Elon	40-32	21-17	14-10	9-8
1/3 Ark.	44-10	28-8	20-5	16-2
1/7 at VU	30-30	12-12	6-9	10-6
1/10 Mizzou	34-22	17-9	10-7	14-4
1/14 at UK	38-34	16-9	15-12	0-12
1/17 TAMU	42-22	24-19	8-9	10-10
1/21 at Aub.	36-16	16-15	9-14	8-4
1/24 at MSU	28-10	4-13	6-4	14-6
1/28 Miss.	46-34	18-8	17-7	15-8
1/31 at TAMU	40-24	22-15	14-16	10-17
2/4 UK				
2/8 UConn				
2/11 Fla.				
2/15 at Tenn.				
2/18 Ga.				
2/22 at Ala.				
2/25 at Miss.				
2/28 LSU				
<i>Season Avg.</i>	<i>40.1-21.1</i>	<i>17.7-11.1</i>	<i>13.4-9.0</i>	<i>9.3-5.7</i>
<i>SEC Avg.</i>	<i>37.6-22.4</i>	<i>17.4-12.0</i>	<i>11.7-9.2</i>	<i>10.8-7.4</i>

team's top scorer in at least one quarter this season, no Gamecock has led the team in scoring for all four quarters of a game. A single player has topped the team in three quarters just seven times – Alaina Coates (Winthrop), Tiffany Mitchell (at Clemson, at Vandy) and A'ja Wilson (vs. CSUB, Duke, at Kentucky, Texas A&M). Conversely, a different player has led each quarter of a game eight times (Ohio State, UNCG, Hampton, vs. East Carolina, Arkansas, Missouri, at Auburn, Ole Miss).

A Little Help From My Friends

Playing under one of the best point guards in U.S. women's basketball history, South Carolina has always been committed to finding the teammate with the

Starters vs. Bench Points

	SC Starters	Opp. Starters	SC Bench	Opp. Bench
11/13 OSU	58	70	30	10
11/15 UNCG	52	33	40	11
11/18 at Clem.	38	33	29	8
11/22 at UCLA	57	55	11	10
11/27 vs. ASU	39	38	21	20
11/28 vs. CSUB	56	47	34	24
11/29 at Hawaii	46	36	21	15
12/6 Duke	64	45	2	10
12/13 Winthrop	55	30	31	7
12/16 Hampton	69	35	17	15
12/20 vs. ECU	58	47	30	10
12/22 Elon	59	52	19	11
1/3 Ark.	65	24	20	8
1/7 at VU	50	35	21	26
1/10 Mizzou	54	38	29	20
1/14 at UK	59	51	14	11
1/17 TAMU	50	53	9	5
1/21 at Aub.	47	44	27	14
1/24 at MSU	45	46	12	5
1/28 Miss.	52	38	29	24
1/31 at TAMU	69	53	1	10
2/4 UK				
2/8 UConn				
2/11 Fla.				
2/15 at Tenn.				
2/18 Ga.				
2/22 at Ala.				
2/25 at Miss.				
2/28 LSU				
<i>Season Avg.</i>	<i>54.4</i>	<i>43.0</i>	<i>21.3</i>	<i>13.0</i>
<i>SEC Avg.</i>	<i>54.6</i>	<i>42.4</i>	<i>18.0</i>	<i>13.7</i>

best shot, and the Gamecocks currently lead the SEC with 15.0 assists per conference game. After assisting on just 45.9 percent of its field goals (158 of 344) in non-conference action, in league play, South Carolina has rediscovered its roots, handing out assists on 135 of 232 made field goals (58.2 percent). In fact, the highest scoring Gamecock in league play, Tiffany Mitchell (16.6 ppg) also leads the team in assists (3.1 apg).

Overall, South Carolina has assisted on at least 50.0 percent of its field goals in 14 games, including four games of over 70.0 percent. The Gamecocks' 24 assists on 31 made field goals against Ole Miss (Jan. 28) was a team-best 77.4 percent. In the last five games, South Carolina has assisted on 63.7 percent of its field goals (79 of 124).

Offensive Operation

Head coach Dawn Staley is often thought of as a defensive coach, but she has steadily built an efficient offensive team over the last few seasons, culminating in the 2014-15 squad's 75.9 points per game (fourth-best in program history and the first new entry in the top five since 1993-94) on 48.4 percent shooting. That group ranked 18th in the nation in scoring and fourth in field goal percentage.

This season, the Gamecocks are 24th in the nation in scoring average and 11th in field goal percentage.

Here's a look at the offense's growth over the last six seasons.

Season	PPG (rank)	FG%age (rank)
2015-16	75.7 (24th)	.464 (11th)
2014-15	75.9 (18th)	.484 (4th)
2013-14	72.9 (63rd)	.474 (6th)
2012-13	61.3 (183rd)	.390 (155th)
2011-12	61.2 (180th)	.398 (121st)
2010-11	58.7 (253rd)	.380 (223rd)

All-Time Records vs. SEC Teams

Opponent	Overall	Under Staley	SEC Season	SEC Tourn.	H	A	N	Streak	Last
Alabama	21-15	11-0	16-12	2-2	11-5	8-8	2-2	Won 11	W: 85-54, 1/29/15 (H)
Arkansas	15-17	8-3	14-15	1-2	9-5	5-10	1-2	Won 7	W: 85-32, 1/3/16 (H)
Auburn	19-21	7-3	14-15	1-1	11-7	7-12	1-2	Won 4	W: 74-58, 1/21/16 (A)
Florida	14-20	6-4	12-18	0-2	6-10	8-8	0-2	Won 6	W: 77-42, 1/19/15 (A)
Georgia	10-33	6-6	7-21	2-2	4-14	3-15	3-4	Won 3	W: 58-35, 2/5/15 (A)
Kentucky	23-33	7-9	19-25	0-2	16-9	7-20	0-4	Won 1	W: 73-62, 1/14/16 (A)
LSU	9-22	6-5	7-22	2-0	4-10	3-12	2-0	Won 5	W: 74-54, 3/7/15 (N)
Ole Miss	19-17	9-2	15-12	2-4	11-4	6-8	2-5	Won 7	W: 81-62, 1/28/16 (H)
Miss. State	16-16	7-3	15-14	0-2	10-5	6-9	0-2	Won 7	W: 57-51, 1/24/16 (A)
Missouri	4-1	3-1	3-1	—	2-0	1-1	1-0	Won 3	W: 83-58, 1/10/16 (H)
Tennessee	4-45	3-8	2-26	1-3	2-19	1-21	1-5	Won 2	W: 62-46, 3/8/15 (N)
Texas A&M	3-3	3-3	3-2	0-1	2-1	1-1	0-1	Won 3	W: 70-63, 1/31/16 (A)
Vanderbilt	13-21	8-2	13-18	0-2	7-8	5-11	0-2	Won 6	W: 71-61, 1/7/16 (A)
Totals	170-264	84-49	141-200	11-23	93-97	61-136	13-30	Won 11	

Getting Defensive

South Carolina has been a defensive juggernaut under head coach Dawn Staley, ranking among the nation's top 35 in scoring defense for the last five seasons, including three seasons among the top 10. While the Gamecock offense has grown, the attention to defense has not with opponent field goal percentage ranking among the nation's top 20 each of the last three seasons.

This season, South Carolina has held its opponents to just 56.0 points per game on 34.6 percent shooting to rank 33rd and 19th in the nation, respectively. The Gamecocks have yielded over 65 points just two times this season, and only five opponents have shot at least 40.0 percent against South Carolina with just one hitting 45.0 percent.

Here's a look at the defense's dominance over the last five seasons:

Season	Opp. PPG	Opp. FG%age
2015-16	56.0 (33rd)	.346 (19th)
2014-15	54.1 (12th)	.349 (10th)
2013-14	55.8 (8th)	.346 (5th)
2012-13	50.3 (5th)	.354 (32nd)
2011-12	51.4 (4th)	.376 (108th)

Miscellaneous Stats

Triple-Doubles	2015-16	Career	Record
Alaina Coates	1	1	1-0

Double-Doubles	2015-16	Career	Record
Alaina Coates	11	33	32-1
A'ja Wilson	10	15	14-1
Sarah Imovbioh	1	1	1-0
Tiffany Mitchell	0	4	4-0

20+ Points	2015-16	Career	Record
A'ja Wilson	6	11	10-1
Tiffany Mitchell	3	16	16-0
Alaina Coates	2	10	9-1
Bianca Cuevas	1	2	2-0
Tina Roy	1	1	1-0

10+ Points	2015-16	Career	Record
Tiffany Mitchell	21	95	86-9
A'ja Wilson	16	45	42-3
Alaina Coates	15	62	59-3
Tina Roy	6	18	16-2
Bianca Cuevas	6	14	14-0
Khadijah Sessions	5	25	24-1
Jatarie White	2	4	4-0
Sarah Imovbioh	2	2	2-0
Asia Dozier	1	14	13-1

10+ Rebounds	2015-16	Career	Record
Alaina Coates	13	38	37-1
A'ja Wilson	11	16	15-1
Sarah Imovbioh	3	3	3-0
Tiffany Mitchell	0	7	6-1
Asia Dozier	0	1	1-0

5+ Assists	2015-16	Career	Record
Tiffany Mitchell	3	14	14-0
Khadijah Sessions	3	13	13-0
Asia Dozier	3	11	11-0
Bianca Cuevas	1	6	6-0
Alaina Coates	1	1	1-0
Tina Roy	0	5	5-0

5+ Steals	2015-16	Career	Record
Bianca Cuevas	1	1	1-0
Tiffany Mitchell	0	8	8-0

5+ Blocks	2015-16	Career	Record
A'ja Wilson	3	4	3-1
Alaina Coates	1	4	4-0

Power of 3s

With such a notable frontcourt, South Carolina's outside shooting is an often overlooked but formidable weapon. It has been on full display in SEC action, during with the Gamecocks are shooting a league-high 33.8 percent from outside the arc and making 5.8 3s per game. For the season, South Carolina averages 5.4 made 3s, the highest average since the 2001-02 squad made 5.4 per game.

Senior Tina Roy has been the Gamecocks' premier long-range shooter and leads the SEC with 2.9 per game while ranking second in percentage at .448 (26-of-58) accuracy in league play. She has made at least four 3-pointers in four SEC games so far this season, hitting three in two others.

Senior Moments

South Carolina's four four-year seniors – Asia Dozier, Tiffany Mitchell, Tina Roy, Khadijah Sessions – have been a huge part of the Gamecocks' undefeated record, especially since SEC play began. After accounting for 36.5 percent of South Carolina's offense in non-conference play, the quartet averages 34.8 points per SEC game to make up 47.9 percent of the Gamecocks' league-best 72.6 points per game.

Crunch Time

This season nine games have been in the balance late with the teams within single digits in the last five minutes – #6/10 Ohio State, at UCLA, vs. #16/18 Arizona State, #14/13 Duke, at Vanderbilt, at #9/9 Kentucky, #15/11 Texas A&M, at #10/10 Mississippi State, at #10/10 Texas A&M – including five in which South Carolina trailed at halftime. The Gamecocks have won all eight of those outings behind offensive efficiency and defensive rebounding in the closing moments.

In the last five minutes of those nine games, the Gamecocks shot 59.3 percent while allowing just 31.6 percent to their opponent, and South Carolina out-rebounded its opponents 52-35 in that segment of the game, including grabbing 63.6 percent of the available defensive rebounds (35 of 55).

In the fourth quarter of those eight games, South Carolina has shot over 50.0 from the field seven times, including four games of at least 60.0 percent. The best fourth-quarter showing was 7-of-10 (.700) at Mississippi State, during which the Gamecocks missed just one field goal in the final five minutes to seal the win.

Quality vs. Quantity

While Tiffany Mitchell and Tina Roy are the highest scoring members of South Carolina's senior class, point guard Khadijah Sessions has routinely delivered when the game is on the line, especially in SEC play.

Sessions is shooting a career-best 49.5 percent from the field this season, including 52.3 percent in SEC play, during which she is 7-of-15 (.467) from 3-point range. She averages 7.9 points per league game while still averaging 2.2 assists and 2.1 steals. In the Gamecocks' nine games that were within single digits with 5:00 remaining, Sessions is shooting 71.4 percent (5-of-7) in that time, including 2-of-3 from 3-point range. In the five SEC games in that group, her numbers rise to 5-of-6 (.833) from the field and 2-of-2 from 3-point range, and she is second on the team with a 3.2 scoring average during that time.

With the Gamecocks leading by one with 4:24 to go

at Vanderbilt (Jan. 7), Sessions hit two 3-pointers over the next 2:00 to twice turn back the Commodores. In the final 2:34 against #15/11 Texas A&M (Jan. 17), she picked up a steal then delivered the game-winning free throw after forcing the action following a game-tying layup by the Aggies with :03 on the clock. At #10/10 Mississippi State, Sessions buried a pair of pull-up jumpers to turn back the Bulldogs, the second of which came in a two-point game with 30 seconds to play, setting up her fellow seniors for the game-clinching free throws. At #10/10 Texas A&M, in the final 5:23, Sessions hit a transition layup, assists on Tiffany Mitchell's 3-pointer that made it a seven-point game, blocked a 3-point attempt and hit two free throws with 46 seconds to play to help seal the win.

All-Around All-American

Senior guard Tiffany Mitchell's ability to take over games has powered the Gamecocks to some of their most dynamic victories, but her all-around effort and impact has never been limited to the big moments or to the offensive end. The Charlotte, N.C., native's greatness is felt in every possession of every game, and this season's SEC numbers back that up.

In league play, Mitchell ranks among the league's top 10 in seven categories. Her team-best 16.6 points per league game are third in the league, and she is fourth in free throw percentage (.804). Her 42.6 field goal percentage is sixth, as are her 2.1 steals per game and 1.1 assist-to-turnover ratio. She holds eighth in 3-pointers made per game (1.6) and assists (3.1).

With an SEC game on the line, Mitchell has been called on more than any other Gamecock. In the five SEC games that were within single digits in the final 5:00, Mitchell has a 3.8 scoring average, hitting 4-of-7 from the field (.571) and 10-of-13 from the free throw line (.769). She also has three steals in those situations and is tied for third on the team in rebounding.

Games Led Team In...

(Tied for team lead in each category included)

Scoring	2015-16	Career	Record
A'ja Wilson	10	25	23-2
Tiffany Mitchell	7	44	42-2
Alaina Coates	3	15	14-1
Tina Roy	2	4	4-0
Bianca Cuevas	1	3	3-0
Khadijah Sessions	0	3	2-1
Asia Dozier	0	2	2-0

Rebounding	2015-16	Career	Record
Alaina Coates	14	48	46-2
A'ja Wilson	10	19	18-1
Sarah Imovbioh	2	2	2-0
Jatarie White	1	1	1-0
Tiffany Mitchell	0	10	9-1

Assists	2015-16	Career	Record
Tiffany Mitchell	6	35	33-2
Khadijah Sessions	7	29	27-2
Tina Roy	6	16	16-0
Asia Dozier	4	17	17-0
Alaina Coates	2	3	3-0
Bianca Cuevas	1	9	8-1
Sarah Imovbioh	1	1	1-0

2015-16 Scoring Differentials

Largest lead in a win.....	by 52 (84-32), 4th-3:11, vs. Winthrop, 12/13
Largest deficit overcome to win.....	by 11 (19-30), 2nd-3:43 at Kentucky, 1/14
Largest lead given up in a loss.....	
Largest deficit in a loss.....	

Quarter Breakdown

Through 80 quarters this season, South Carolina has out-scored its opponent 60 times with the Gamecocks topping their foe by double digits 18 times, including a season-high differential of 26 (35-9) in the second quarter against Arkansas (Jan. 3). This season's best first-quarter advantage is 19 (26-7) against Winthrop (Dec. 13), third-quarter margin is 22 (29-7) against Arkansas (Jan. 3) and fourth-quarter edge is 17 (27-10) vs. Hampton (Dec. 16). South Carolina has shot at least 50.0 percent in 38 quarters this season with a high of 80.0 percent (8-of-10) in the third quarter against Hampton.

South Carolina's offensive efficiency builds steadily throughout the game as opponents begin to feel the effects of the Gamecocks' formidable frontcourt with 27 of the 38 quarters in which South Carolina has shot at least 50 percent coming in the second half. The Gamecocks shoot a game-high 51.7 percent in the fourth quarter with the third quarter just behind at 50.0 percent.

Similarly, opponents' shooting percentage steadily declines throughout the game. Of the 10 lowest shooting percentage quarters for opposing teams, six have been in the second half, including two of the four lowest.

A more detailed look at the quarter-by-quarter production for the Gamecocks and their opponents.

Qtr.	SC/Opp Avg. Pts	SC/Opp Avg. Rebs	SC/Opp FG%
1	17.4/13.1	11.5/9.4	.353/.385
2	17.7/13.0	9.9/8.0	.473/.353
3	20.7/14.5	10.6/8.5	.500/.348
4	20.0/15.2	10.3/8.0	.517/.343

Individually, sophomore forward A'ja Wilson has turned in four of the seven double-digit scoring quarters this season, but senior guard Tina Roy owns the top spot with 15 points in the third quarter against Arkansas (Jan. 3). Senior guard Tiffany Mitchell has the highest first-quarter scoring total with nine against both CSUB (Nov. 28) and Winthrop (Dec. 13). Wilson owns the

best mark in the other two quarters, turning in 11 in the second quarter against UNCG (Nov. 15) and 12 in the fourth quarter against Ohio State (Nov. 13).

SEC Active Leaders

Among the SEC's active leaders in eight statistical categories five different Gamecocks are among the top 10 in at least one with junior Alaina Coates leading the conference in two. Senior Tiffany Mitchell's league-high six entries is not a surprise given the breadth of her resume, but the appearance of sophomore A'ja Wilson at No. 2 on the active blocked shots list (126) may catch some observers off guard.

Mitchell headlines the South Carolina entries ranking second in scoring (1,683) and field goals made (563); third in steals (208) and 3-pointers made (155); fourth in assists (321) and eighth in rebounding (537). She is the highest-ranking guard on the rebounding list, which includes just one other true perimeter player.

Coates is the league's active leader in blocks (156) and double-doubles (33). She sits third in rebounds (777) and is 10th in scoring (1,072).

Senior Khadijah Sessions holds sixth in steals (159) and eighth in assists (272). Senior Tina Roy comes in fourth on the 3-pointers made list (142).

Great Gamecock Fans

South Carolina leads the nation in average attendance at 14,511 and is the only program averaging at least 10,000 fans this season. In fact, seven of the top 10 attended games in the Division I women's basketball this season were played at Colonial Life Arena, including three of the top five.

Delving more deeply into the numbers, South Carolina's Colonial Life Arena's capacity of 18,000 makes it the seventh-largest women's basketball venue in the nation. South Carolina is the only one of those selling over 50 percent of their capacity as Gamecocks fans are filling Colonial Life Arena at 80.62 percent capacity, the highest of any facility seating at least 10,000 and fifth overall.

Prior to 2015-16, the Gamecocks led the nation in average attendance increase in each of the previous two seasons and paced the country in average attendance in 2014-15 at 12,293. South Carolina played in front of over 10,000 fans 15 times that season with 13 of those

coming at Colonial Life Arena. The 17,156 fans that turned out for the Jan. 11 game against Kentucky were just shy of the women's basketball record of 17,712 (vs. Clemson, 11/22/02) at the facility.

Double-Double Trouble

The most recent addition to the Gamecocks' 1,000-point club, junior center Alaina Coates has the size and skill to take over games against any opponent and continues to grow more comfortable in that role. Leading the SEC with 11 double-doubles this season – just two off her career-high 12 set in the 2013-14 season – she nearly averages a double-double on the season with her SEC-best 9.9 rebounds per game and 12.2 points per outing, which ranks 17th in the league. In league play, she is one of two players who average a double-double at 10.8 points and 11.0 rebounds per game.

Coates became the 31st member of the 1,000-point club in the first 30 seconds of the win over No. 20/- Missouri (Jan. 10) but just the 13th member to also amass 700 career rebounds – a number she reached against the Tigers as well.

With 33 career double-doubles, during which the Gamecocks are 32-1, she is fifth in program history in that category, becoming the first new entry in the top five since Marsha Williams moved into the No. 2 spot in 1992-93 with 44. (The school record of 70 belongs to Sheila Foster, 1979-82.) With three straight double-doubles to open league play, Coates matched and then broke Williams' school record for double-doubles in SEC action, previously 11 now 15.

The SEC's active leader with 156 career blocks, Coates is third in South Carolina history in the category. She is just 21 shy of Lakesha Tolliver's (2004-07) career record of 177.

Mitchell's March

Senior guard Tiffany Mitchell has worked her way into the annual national player of the year conversations over the last two seasons, and expectations are the same this season for the two-time All-American and reigning back-to-back SEC Player of the Year. Ranking among the SEC's best in numerous categories over the last three seasons, Mitchell is steadily moving up various Gamecocks' career charts as well.

Here are a few of the career benchmarks she has a



Around the SEC

	SEC Games			Overall		
	W	L	Pct.	W	L	Pct.
South Carolina	9	0	1.000	21	0	1.000
Mississippi St.	6	3	.667	19	4	.826
Florida	6	3	.667	18	4	.818
Texas A&M	5	3	.625	15	6	.714
Missouri	5	4	.555	18	4	.818
Tennessee	4	4	.500	13	8	.619
Vanderbilt	4	5	.444	15	6	.714
Arkansas	4	5	.444	9	13	.409
Auburn	4	5	.444	14	8	.636
Georgia	4	5	.444	16	6	.727
Kentucky	4	5	.444	15	5	.750
Ole Miss	2	6	.250	10	11	.476
Alabama	2	7	.222	13	9	.590
LSU	2	7	.222	8	14	.363

Upcoming Games

February 4

Ole Miss at Alabama, 7 p.m. (SECN+)
 Arkansas at #23/25 Tennessee, 7 p.m. (SECN+)
 Vanderbilt at Auburn, 7 p.m. (SECN+)
 #12/11 TX A&M at #22/22 Florida, 7 p.m. (SECN+)
 Georgia at #21/21 Missouri, 8 p.m. (SECN+)
 #11/12 Mississippi State at LSU, 9 p.m. (SECN)

Rankings are listed as AP/ESPN Poll
 All Times Eastern; TV Network in ()

AP Top 25

(Week of Feb. 2)

1. Connecticut	20-0
2. South Carolina	21-0
3. Notre Dame	20-1
4. Baylor	21-1
5. Maryland	19-2
6. Texas	20-1
7. Ohio State	16-4
8. Arizona State	18-3
9. Oregon State	17-3
10. Florida State	18-4
11. Mississippi State	19-4
12. Texas A&M	15-6
13. Louisville	17-5
14. UCLA	16-5
15. Stanford	17-5
16. Miami (FL)	18-3
17. Michigan State	16-4
18. Kentucky	15-5
19. South Florida	15-5
20. Oklahoma	15-5
21. Missouri	18-4
22. Florida	18-4
23. Tennessee	13-8
24. Washington	16-5
25. Oklahoma State	16-4

USA Today Coaches Top 25

(Week of Feb. 2)

1. Connecticut	20-0
2. South Carolina	21-0
3. Notre Dame	20-1
4. Baylor	21-1
5. Maryland	19-2
6. Texas	20-1
7. Ohio State	16-4
8. Oregon State	17-3
9. Florida State	18-4
10. Arizona State	18-3
11. Texas A&M	15-6
12. Mississippi State	19-4
13. Louisville	17-5
14. Michigan State	16-4
15. Stanford	17-5
16. UCLA	16-5
17. South Florida	15-5
18. Kentucky	15-5
19. Oklahoma	15-5
20. Miami (FL)	18-3
21. Missouri	18-4
22. Florida	18-4
23. Syracuse	16-6
24. DePaul	17-7
25. Tennessee	13-8

chance to catch:

Category	Current	Chasing	To Go
Points	1,683 (8th)	1,714 (7th)	131
3FG Made	155 (6th)	159 (5th)	4
3FG Att.	378 (9th)	405 (8th)	27
FT Made	403 (5th)	411 (4th)	9
FT Att.	523 (6th)	545 (5th)	22
Steals	209	212 (10th)	3
Minutes	3,741 (6th)	3,755 (5th)	14
Games	125 (10th)	126 (7th)	1

Hometown Hero

Sophomore forward A'ja Wilson has lived up to her billing, both this season being selected to the watch lists for the Wooden, Naismith and the USBWA Drysdale awards and last season as the SEC Freshman of the Year, First-Team All-SEC selection and the first Gamecock freshman to earn All-America honors.

This season, Wilson has been the Gamecocks' top scorer 10 times and top rebounder in 10 games. She leads the SEC in blocks per game (3.2) and is second in double-doubles (10), categories in which she ranks ninth and 25th in the nation, respectively. Wilson is also among the SEC's top five in scoring (5th, 16.6), rebounding (3rd, 9.3) and field goal percentage (2nd, .531).

Named SEC Player of the Week three times in the first four weeks of the season, Wilson added a fourth honor after leading the Gamecocks to comeback wins at #9/9 Kentucky and over #15/11 Texas A&M.

The sophomore's numbers have not just come in volume but in importance – 12 of her 20 points against #6/10 Ohio State (Nov. 13) came in the fourth quarter, including six of the team's 10 in the final 2:35; scoring and rebounding late at UCLA (Nov. 22) put Gamecocks on top in final 3:00 of tight game; three rebounds in final 18 seconds of tie game vs. #16/18 Arizona State (Nov. 27) led to game-winning free throws with 0.6 seconds to play; 20 second-half points against Duke included 12 of the team's 16 in the third quarter and six in the final 1:45 of the game; nine points of team's 15-2 fourth-quarter run broke open a 56-56 tie at #9/9 Kentucky (Jan. 14); and a blocked shot and defensive rebound in the final 13 seconds at #10/10 Mississippi State (Jan. 24).

Zone Buster

Senior guard Tina Roy opened her fifth and final season with the Gamecocks in the starting lineup after great offseason and preseason work. The Kaplan, La., native struggled to get her shot on track early, though, and ceded her starting role after nine games. Roy returned from the holiday break with a renewed sense of urgency around practice, and the change has shown in games.

Roy kicked off 2016 by tying the school record for made 3s in an SEC game, burying seven against Arkansas (Jan. 3) and followed that with four at Vanderbilt (Jan. 7) and again at #9/9 Kentucky (Jan. 14).

Entering the season hitting 29.5 percent from 3-point range in her career, Roy is hitting 38.6 percent from behind the arc this season to rank second in the league, including 44.8 percent in conference play, during which she leads the SEC with 2.9 3-pointers made per game.

Highest Honors

Experts have their eye on three Gamecocks in the

2015-16 Roster

No.	Name	Pos.	Ht.	Yr.	Hometown/Last School
1	Bianca Cuevas	G	5-6	So.	Bronx, N.Y./Nazareth Regional
4	Doniyah Cliney	G	6-0	R-Fr.	Newark, N.J./Malcolm X Shabazz
5	Khadijah Sessions	G	5-8	Sr.	Myrtle Beach, S.C./Myrtle Beach
10	Allisha Gray*	G	6-0	Jr.	Sandersville, Ga./North Carolina
15	Tiffany Davis	G	5-7	Jr.	Houston Texas/Westbury Christian
22	A'ja Wilson	F	6-5	So.	Hopkins, S.C./Heathwood Hall
23	Tina Roy	G	5-11	Sr.	Kaplan, La./Kaplan
24	Sarah Imovbioh	F	6-2	Sr.	Abuja, Nigeria/Virginia
25	Tiffany Mitchell	G	5-9	Sr.	Charlotte, N.C./Providence Day
31	Asia Dozier	G/F	6-0	Sr.	Columbia, S.C./Spring Valley
35	Kaela Davis*	G	6-2	Jr.	Suwanee, Ga./Georgia Tech
40	Jatarie White	F	6-4	So.	Charlotte, N.C./Providence Day
41	Alaina Coates	C	6-4	Jr.	Irmo, S.C./Dutch Fork
44	India Farmer	F	6-0	Jr.	North Myrtle Beach, S.C./North Myrtle Beach

* indicates will sit out 2015-16 due to NCAA transfer rules

Head Coach: Dawn Staley

Assoc. Head Coach: Lisa Boyer

Assistant Coaches: Nikki McCray-Penson, Fred Chmiel

running for national player of the year honors – senior guard Tiffany Mitchell, junior center Alaina Coates and sophomore forward A'ja Wilson. South Carolina is in elite company with that many players in the running.

The Wooden Award got the streak going, announcing its 30-player watch list, which featured all three Gamecocks. South Carolina joined UConn as the only schools with three players selected. The organization released its Midseason Top 20 on Jan. 15, tapping Mitchell and Wilson.

On both the early season and midseason watch lists for the Ann Meyers Drysdale Award, the USBWA also included Mitchell and Wilson, putting South Carolina among just three programs with multiple players recognized.

The trio also appeared on the Naismith Early Season Watch List, which included the 50 best players in the nation. South Carolina was one of three teams with three entries.

Legacy of Leadership

South Carolina has thrived under excellent leadership from its team-selected captains the last few seasons. While some thought that area would be a question mark heading into this season, the Gamecocks selected their four returning seniors – Asia Dozier, Tiffany Mitchell, Tina Roy and Khadijah Sessions – as their captains. All but Roy have served in that capacity at least once prior to this season.

U-S-A, U-S-A

USA Basketball honored two Gamecocks for their contributions to the Americans' medal count in 2015. Head coach Dawn Staley became the first person to earn Athlete of the Year and Coach of the Year honors from USA Basketball, sharing the 2015 coaching award with Sean Miller. Sophomore forward A'ja Wilson earned USA Basketball Female Athlete of the Year honors for her MVP effort at the FIBA U19 Women's World Championship.

Two other Gamecocks also represented USA Basketball last summer. Senior Tiffany Mitchell and junior Alaina Coates on the U.S. Pan Am Games silver medal team.

Gamecocks Coming Soon!

Head coach Dawn Staley signed two Gamecocks in the early period, adding espnW Top 100 recruits Araion Bradshaw (Hyde Park, Mass./Tabor Academy) and Mikiah "Kiki" Harrigan (Pembroke Pines, Fla./Flanagan) to the South Carolina's 2016-17 roster.

Bradshaw is ranked No. 32 overall in the class and is the No. 10 guard in the group. An athletic, explosive athlete, she averaged nearly 12.0 points as a junior and was just as disruptive on the defensive end. The 5-foot-6 point guard helped Tabor Academy to the finals of the New England Prep School Athletic Council Class A Tournament and earned a spot on the All-New England Team.

Harrigan is the 12th-ranked forward in the nation and comes in at No. 74 overall in the espnW rankings. The 6-foot-2 forward averaged 15.7 points and 9.1 rebounds as a junior to earn Florida Association of Basketball Coaches Class 8A All-State first-team honors.

South Carolina's Record When...

	vs. Ranked	SEC	All		vs. Ranked	SEC	All
Record.....	8-0	9-0	21-0	No South Carolina players foul out	7-0	8-0	19-0
Playing a ranked opponent.....	8-0	5-0	8-0	One or more SC players foul out.....	1-0	1-0	2-0
Playing at home	4-0	4-0	10-0	Assist on less than half of field goals made	4-0	1-0	7-0
Playing on the road	3-0	5-0	8-0	Assist at least half of field goals made.....	4-0	8-0	14-0
Playing at neutral site	1-0	0-0	3-0	Assist on at least 2/3 of field goals made	0-0	2-0	4-0
Leading at half	3-0	5-0	15-0	Scoring more pts. in paint than opponent	8-0	8-0	20-0
Trailing at half	5-0	3-0	5-0	Scoring equal/less pts. in paint than opp.	0-0	1-0	1-0
Tied at half	1-0	1-0	1-0	Scoring more pts. off TOs than opponent	6-0	7-0	16-0
Playing an overtime game	0-0	0-0	0-0	Scoring equal/less pts. off TOs than opp.	2-0	2-0	5-0
0 players score in double figures	0-0	0-0	0-0	Scoring more 2nd-chance pts.	5-0	5-0	15-0
1 player scores in double figures	0-0	0-0	0-0	Scoring equal/less 2nd-chance pts.....	3-0	4-0	6-0
2 players score in double figures	2-0	1-0	3-0	Scoring more fast break pts.....	5-0	6-0	16-0
3 players score in double figures	4-0	3-0	8-0	Scoring equal/less fast break pts.....	3-0	3-0	5-0
4 players score in double figures	2-0	4-0	7-0	Wearing white uniforms.....	5-0	5-0	13-0
5 players score in double figures	0-0	1-0	3-0	Wearing black uniforms	3-0	4-0	8-0
More than 5 players in double figures.....	0-0	0-0	0-0	Wearing pink uniforms	0-0	0-0	0-0
Starters out-score opponent's starters	5-0	7-0	18-0	Playing in tournaments/classics	1-0	4-0	4-0
Opponent's starters score equal/more	3-0	2-0	3-0	Playing on live television	7-0	9-0	19-0
Bench out-scores opponent's bench	6-0	7-0	18-0	Playing in November	2-0	7-0	7-0
Opponent's bench scores equal/more.....	2-0	2-0	3-0	Playing in December	0-0	5-0	5-0
SC Starters out-score SC Bench.....	8-0	9-0	21-0	Playing in January	6-0	9-0	9-0
SC Bench out-scores/ties SC Starters.....	0-0	0-0	0-0	Playing in February	0-0	0-0	0-0
Shooting 50% or better	0-0	3-0	6-0	Playing in March.....	0-0	0-0	0-0
Shooting between 40-49%	8-0	6-0	14-0	Playing during the day.....	5-0	4-0	11-0
Shooting between 30-39%	0-0	0-0	1-0	Playing at night	3-0	5-0	10-0
Shooting less than 30%	0-0	0-0	0-0	Playing on Sunday.....	5-0	5-0	11-0
Opponent shoots 50% or better	0-0	0-0	0-0	Playing on Monday	0-0	0-0	0-0
Opponent shoots between 40-49%	1-0	4-0	6-0	Playing on Tuesday.....	0-0	1-0	1-0
Opponent shoots between 30-39%	6-0	3-0	10-0	Playing on Wednesday.....	0-0	2-0	2-0
Opponent shoots less than 30%	1-0	2-0	5-0	Playing on Thursday.....	1-0	4-0	4-0
Shooting better than opponent.....	8-0	8-0	20-0	Playing on Friday	2-0	2-0	2-0
Shooting worse than/equal to opponent.....	0-0	1-0	1-0	Playing on Saturday.....	0-0	1-0	1-0
Having more FTs made than opponent	7-0	7-0	18-0	Margin is less than 5 pts.	2-0	1-0	3-0
Having equal/less FTs made than opponent	1-0	2-0	3-0	Margin is between 5-9.....	3-0	2-0	3-0
Out-rebounding opponent	7-0	8-0	19-0	Margin is between 10-19.....	2-0	4-0	8-0
Having equal/less rebounds than opponent	1-0	1-0	2-0	Margin is 20 pts. or more	1-0	2-0	7-0
Having more TOs than opponent	4-0	2-0	6-0	Having a 20-pt. scorer.....	5-0	6-0	11-0
Having equal or less TOs than opponent.....	4-0	7-0	15-0	Having a 30-pt. scorer.....	0-0	0-0	0-0
Attempting more FT than 3FG.....	8-0	8-0	16-0	Scoring 49 points or less.....	0-0	0-0	0-0
Attempting equal/less FT than 3FG	0-0	1-0	5-0	Scoring 50-59 points	2-0	2-0	2-0
Making 5 or more 3FGs.....	1-0	6-0	13-0	Scoring 60-69 points	2-0	0-0	5-0
Making less than 5 3FGs.....	7-0	3-0	8-0	Scoring 70-79 points.....	2-0	4-0	5-0
Making no 3 FGs.....	0-0	0-0	0-0	Scoring 80-89 points.....	2-0	3-0	7-0
Attempting 15 or more 3FGs.....	1-0	5-0	12-0	Scoring 90-99 points.....	0-0	0-0	2-0
Attempting less than 15 3FGs.....	7-0	4-0	9-0	Scoring 100 points or more.....	0-0	0-0	0-0

2015-16 Team High/Low

South Carolina Highs	South Carolina Lows	Category	Opponent Lows	Opponent Highs
92 vs. UNCG, 11/15 85 vs. Arkansas, 1/3	57 at Mississippi State, 1/24 57 at Mississippi State, 1/24	Points in Game (SEC)	32, Arkansas, 1/3 32, Arkansas, 1/3	80, Ohio State, 11/13 63, at Texas A&M, 1/31
56 (2nd) vs. Hampton, 12/16 45 (2nd) at Texas A&M, 1/31 45 (2nd) at Kentucky, 1/14	22 (1st) at Mississippi State, 1/24 22 (1st) at Mississippi State, 1/24	Points in a Half (SEC)	13 (1st), Winthrop, 12/13 14 (2nd), Arkansas, 1/3	47 (1st), Ohio State, 11/13 41 (2nd), Missouri, 1/10
35 (2nd) vs. Arkansas, 1/3 35 (2nd) vs. Arkansas, 1/3	7 (1st) at Mississippi State, 1/24 7 (1st) at Mississippi State, 1/24	Points in a Quarter (SEC)	5 (2nd), at Auburn, 1/21 5 (1st), Missouri, 1/10 5 (2nd), at Auburn, 1/21 5 (1st), Missouri, 1/10	26 (1st), Ohio State, 11/13 24 (4th), Missouri, 1/10
35 vs. CSUB, 11/28 35 vs. UNCG, 11/15 33 vs. Arkansas, 1/3	19 at Mississippi State, 1/24 19 at Mississippi State, 1/24	Field Goals Made (SEC)	13, Arkansas, 1/3 13, Arkansas, 1/3	27, Texas A&M, 1/31 27, Texas A&M, 1/31
69 vs. Ohio State, 11/13 68 vs. Ole Miss, 1/28	50 at Vanderbilt, 1/7 50 at Vanderbilt, 1/7	Field Goal Attempts (SEC)	43, at Clemson, 11/18 53, at Vanderbilt, 1/7	80, Ohio State, 11/13 68, Texas A&M, 1/17
.548 (34-62) vs. Winthrop, 12/13 .524 (33-63) vs. Arkansas, 1/13	.365 (23-63) at Clemson, 11/18 .412 (26-63) at Kentucky, 1/14	FG Percentage (SEC)	.241 (13-54), Arkansas, 1/3 .241 (13-54), Arkansas, 1/3	.481 (26-54), Ole Miss, 1/28 .481 (26-54), Ole Miss, 1/28
11 vs. Arkansas, 1/3 11 vs. Arkansas, 1/3	1 vs. Arizona State, 11/17 2 at Texas A&M, 1/31 2 vs. Texas A&M, 1/17	3-Point FG Made (SEC)	1, Arkansas, 1/3 1, Winthrop, 12/13 1, Arkansas, 1/3	10, Ohio State, 11/13 9, at Auburn, 1/21
25 at Clemson, 11/18 23 vs. Ole Miss, 1/28 23 vs. Arkansas, 1/3	10 vs. Duke, 12/6 11 at Texas A&M, 1/31	3-Point FG Attempts (SEC)	7, Texas A&M, 1/17 7, at Clemson, 11/18 7, Texas A&M, 1/17	23, vs. ECU, 12/20 23, Ohio State, 11/13 27, at Auburn, 1/21
32 vs. Missouri, 1/10 32 vs. Missouri, 1/10	8 vs. Arkansas, 1/3 8 vs. Arkansas, 1/3	Free Throws Made (SEC)	4, Winthrop, 12/13 5, Texas A&M, 1/17 5, Arkansas, 1/3	18, Missouri, 1/10 18, Ohio State, 11/13 18, Missouri, 1/10
43 vs. Missouri, 1/10 43 vs. Missouri, 1/10	12 vs. Winthrop, 12/13 13 vs. Arkansas, 1/3	Free Throw Attempts (SEC)	6, at Texas A&M, 1/31 6 at Texas A&M, 1/31	25, at UCLA, 11/22 21, Missouri, 1/10
.875 (14-16) at UCLA, 11/22 .800 (20-25) at Texas A&M, 1/31	.478 (11-23) at Vanderbilt 1/7 .478 (11-23) at Vanderbilt, 1/7	FT Percentage (SEC)	.267 (4-15), Winthrop, 12/13 .500 (5-10), Arkansas, 1/3	1.00 (6-6) at Texas A&M, 1/31 1.00 (6-6) at Texas A&M, 1/31
54 vs. ECU, 12/20 48 vs. Arkansas, 1/3	30 at Vanderbilt, 1/7 30 at Hawaii, 11/29 30 at Vanderbilt, 1/7	Rebounds (SEC)	19, Hampton, 12/16 26, Arkansas, 1/3	43, Texas A&M, 1/17 43, at Kentucky, 1/14 43, Texas A&M, 1/17 43, at Kentucky, 1/14
25 vs. UNCG, 11/15 25 vs. Winthrop, 12/13 24 vs. Ole Miss, 1/28	6 vs. Arizona State, 11/27 9 at Mississippi State, 1/24	Assists (SEC)	3, Ohio State, 11/13 7, at Kentucky, 1/14	16, at Texas A&M, 1/31 16, vs. CSUB, 11/28 16, at Texas A&M, 1/31
15 vs. UNCG, 11/15 14 vs. Missouri, 1/10	3 at Kentucky, 1/14 3 vs. Hampton, 12/16 3 at Kentucky, 1/14	Steals (SEC)	0, at Clemson, 11/18 3, at Kentucky, 1/14	13, at UCLA, 11/22 13, Ohio State, 11/13 10, Texas A&M, 1/17
16 vs. Winthrop, 12/13 10 at Kentucky, 1/14	0 at Vanderbilt, 1/7 0 at Vanderbilt, 1/7	Blocked Shots (SEC)	0, at Clemson, 11/18 1, at Auburn, 1/21 1, at Vanderbilt, 1/7 1, Arkansas, 1/3	10, Ohio State, 11/13 7, Texas A&M, 1/17
21 at Mississippi State, 1/24 21 vs. Arizona State, 11/27 21 at UCLA, 11/22 21 at Mississippi State, 1/24	5 vs. CSUB, 11/28 5 at Clemson, 11/18 11 at Kentucky, 1/14 11 at Vanderbilt, 1/7	Turnovers (SEC)	9, Hampton, 12/16 9, at UCLA, 11/22 13, at Mississippi State, 1/24 13, at Auburn, 1/21 13, at Kentucky, 1/14 13, at Vanderbilt, 1/7	21, UNCG, 11/15 20, Missouri, 1/10
22 vs. Missouri, 1/10 22 at Hawaii, 11/29 22 vs. Missouri, 1/10	11 vs. Ole Miss, 1/28 11 vs. Arkansas, 1/3 11 vs. Ole Miss, 1/28 11 vs. Arkansas, 1/3	Fouls (SEC)	16, at Auburn, 1/21 16, at Auburn, 1/21	34, Missouri, 1/10 32, Missouri, 1/10

2015-16 Individual Superlatives

Category	South Carolina	Opponent
Points in Game (SEC)	29 by Alaina Coates vs. Winthrop, 12/13 27 by A'ja Wilson at Texas A&M, 1/31	36 by Kelsey Mitchell, Ohio State, 11/13 26 by Shandricka Sessom, Ole Miss, 1/28
Points in a Half	20 (2nd) by A'ja Wilson vs. Duke, 12/6 18 (2nd) by Tiffany Mitchell at Texas A&M, 1/31	21 (2nd) by Kelsey Mitchell, Ohio State, 11/13 15 (2nd) by Courtney Walker, at Texas A&M, 1/31
Points in a Quarter (SEC)	15 (3rd) by Tina Roy vs. Arkansas, 1/3 15 (3rd) by Tina Roy vs. Arkansas, 1/3	13 (4th) by Kelsey Mitchell, Ohio State, 11/13 11 (4th) by Victoria Vivians, at Mississippi State, 1/24
Field Goals Made (SEC)	13 by Alaina Coates vs. Winthrop, 12/13 11 by A'ja Wilson vs. Texas A&M, 1/17 11 by A'ja Wilson at Kentucky, 1/14	11 by Shandricka Sessom, Ole Miss, 1/28 11 by Shandricka Sessom, Ole Miss, 1/28
Field Goal Attempts (SEC)	19 by A'ja Wilson vs. Texas A&M, 1/17 19 by A'ja Wilson vs. Duke, 12/6 19 by A'ja Wilson vs. Texas A&M, 1/17	25 by Victoria Vivians, at Mississippi State, 1/24 25 by Victoria Vivians, at Mississippi State, 1/24
FG Percentage (SEC)	1.00 (3-3) by Alaina Coates vs. Missouri, 1/10 1.00 (3-3) by Tina Roy vs. Elon, 12/22 1.00 (3-3) by Shay Colley vs. CSU Bakersfield, 11/28 1.00 (3-3) by Alaina Coates vs. Missouri, 1/10	1.00 (3-3) by Tra'cee Tanner, at Auburn, 1/21 1.00 (3-3) by Tra'cee Tanner, at Auburn, 1/21
3-Point FG Made (SEC)	7 by Tina Roy vs. Arkansas, 1/3 7 by Tina Roy vs. Arkansas, 1/3	5 by Katie Frerking, at Auburn, 1/21 5 by Katie Frerking, at Auburn, 1/21
3-Point FG Attempts (SEC)	12 by Tina Roy vs. Arkansas, 1/3 12 by Tina Roy vs. Arkansas, 1/3	12 by Katie Frerking, at Auburn, 1/21 12 by Katie Frerking, at Auburn, 1/21
3-Point FG Percentage (SEC)	1.00 (3-3) by Tina Roy vs. Elon, 12/22 .750 (3-4) by Tina Roy at Mississippi State, 1/24	.800 (4-5) by Ameryst Alston, Ohio State, 11/13 .600 (3-5) by Jordan Jones, Texas A&M, 1/17
Free Throws Made (SEC)	9 by A'ja Wilson at Texas A&M, 1/31 9 by A'ja Wilson at Texas A&M, 1/31	12 by Kelsey Mitchell, Ohio State, 11/13 7 by Jordan Frericks, Missouri, 1/10
Free Throw Attempts (SEC)	12 by Alaina Coates vs. Missouri, 1/10 12 by Alaina Coates vs. Missouri, 1/10	13 by Kelsey Mitchell, Ohio State, 11/13 8 by Jordan Frericks, Missouri, 1/10 8 by Cierra Porter, Missouri, 1/10
FT Percentage (SEC)	1.00 (6-6) by Alaina Coates vs. Elon, 12/22 1.00 (6-6) by Tiffany Mitchell at UCLA, 11/22 1.000 (5-5) by Tiffany Mitchell at Texas A&M, 1/31 1.000 (5-5) by A'ja Wilson vs. Ole Miss, 1/28 1.000 (5-5) by Tiffany Mitchell at Kentucky, 1/14	1.00 (6-6) by Ketara Chapel, at Mississippi State, 1/24 1.00 (6-6) by Jada Payne, East Carolina, 12/20 1.00 (6-6) by Ketara Chapel, at Mississippi State, 1/24
Rebounds (SEC)	16 by Alaina Coates vs. Winthrop, 12/13/15 14 by Alaina Coates vs. Ole Miss, 1/28	15 by Shayla Cooper, Ohio State, 11/13 10 by Batouly Camara, at Kentucky, 1/14
Assists (SEC)	6 by Alaina Coates at Texas A&M, 1/31 6 by Khadijah Sessions vs. Winthrop, 12/13 6 by Bianca Cuevas vs. CSU Bakersfield, 11/28 6 by Asia Dozier vs. UNCG, 11/15 6 by Tina Roy vs. UNCG, 11/15 6 by Alaina Coates at Texas A&M, 1/31	9 by Jordan Jones, at Texas A&M, 1/31
Steals (SEC)	5 by Bianca Cuevas vs. Missouri, 1/10 5 by Bianca Cuevas vs. Missouri, 1/10	6 by Jordin Canada, at UCLA, 11/22 3 by Shequila Joseph, Ole Miss, 1/28
Blocked Shots (SEC)	10 by Alaina Coates vs. Winthrop, 12/13 8 by A'ja Wilson vs. Texas A&M, 1/17 8 by A'ja Wilson at Kentucky, 1/14	4 by Kaylah Lupoe, Hampton, 12/16 3 by Khaalia Hillsman, at Texas A&M, 1/31
Turnovers (SEC)	8 by Tiffany Mitchell vs. Ohio State, 11/13 7 by Tiffany Mitchell, at Mississippi State, 1/24	8 by Shayla Cooper, Ohio State, 11/13 6 by Courtney Williams, at Texas A&M, 1/31

Gamecock Career Highs

Alaina Coates

Pts	29 vs. Winthrop, 12/13/15
FG	13 vs. Winthrop, 12/13/15
FGA	16 vs. Vanderbilt, 1/5/14
FG %	1.000 (7-7) vs. SC St, 12/22/13
FT	11 at San Diego St., 11/23/13
FTA	15 at San Diego St., 11/23/13
FT %	1.000 (10-10) vs. North Carolina, 3/27/15
Reb	17 vs. Kentucky, 1/9/14
Off Reb	7 vs. Kentucky, 1/9/14
Def Reb	13 vs. CSU Northridge, 3/23/14
Blk	10 vs. Winthrop, 12/13/15
Stl	3, 4x, last at Mississippi State, 1/24/16
Asst	6 at Texas A&M, 1/31/16
Min	38 at Texas A&M, 1/31/16

Bianca Cuevas

Pts	21 at Ole Miss, 2/1/15
FG	8 vs. CSUB, 11/28/15
FGA	14 at Georgia, 2/5/15
FG %	.833 (5-6) at Hampton, 12/17/14
3FG	2, 5x, last vs. CSUB, 11/28/15
3FGA	6 vs. Clemson, 11/20/14
3FG %	.667 (2-3) at Hampton, 12/17/14
FT	9 at Ole Miss, 2/1/15
FTA	11 at Ole Miss, 2/1/15
FT %	1.000 (5-5) vs. Syracuse, 3/22/15
Reb	4, 6x, last vs. Duke, 12/6/15
Off Reb	3 vs. Alabama, 1/29/15
Blk	2 vs. NC Central, 12/1/14
Stl	5 Missouri, 1/10/16
Asst	6 vs. CSUB, 11/28/15
Min	29 at Hawaii, 11/29/15

Asia Dozier

Pts	16, 2x, at San Diego St., 11/23/13
FG	6, 2x, last at Alabama, 1/8/15
FGA	13 at San Diego St., 11/23/13
FG %	1.00 (4-4) at Kentucky, 2/14/13
3FG	4, 2x, last vs. Syracuse, 3/22/15
3FGA	10 at San Diego St., 11/23/13
3FG %	1.000 (2-2), 3x, last vs. East Carolina, 12/20/15
FT	4, 3x, last vs. Florida State, 3/29/15
FTA	7 vs. Elon, 11/9/12
FT %	1.000 (4-4), 2x, last vs. Florida State, 3/29/15
Reb	10 vs. Elon, 11/9/12
Off Reb	4 vs. Elon, 11/9/12
Blk	3 at Kentucky, 3/1/15
Stl	2, 9x, last vs. Hampton, 12/16/15
Asst	6, 3x, last vs. UNCG, 11/15/15
Min	40 at Arkansas, 1/2/14

India Farmer

Pts	3, 2x, last vs. Alabama, 1/19/14
FGA	3 vs. NC Central, 12/2/13
3FGA	2 vs. NC Central, 12/2/13
FT	2 at Florida, 1/19/15
FTA	2, 2x, last, at Florida, 1/19/15
FT %	1.000 (2-2) at Florida, 1/19/15
Reb	3 vs. NC Central, 12/2/13
Blk	2 vs. UNCG, 11/15/15
Min	11 vs. NC Central, 12/2/13

Sarah Imovbioh

Pts	19 vs. Hampton, 12/16/15
FG	6 vs. Hampton, 12/16/15
FGA	8 vs. Hampton, 12/16/15
FG %	1.00 (3-3) vs. Winthrop, 12/13/15
FT	7 vs. Hampton, 12/16/15
FTA	9 vs. Hampton, 12/16/15
FT %	.777 (7-9) vs. Hampton, 12/16/15
Reb	12 vs. East Carolina, 12/20/15
Off Reb	7 vs. Ole Miss, 1/28/16
Def Reb	8 vs. East Carolina, 12/20/15
Stl	2, 2x, last at Clemson, 11/18/15
Asst	2, 2x, last vs. Missouri, 1/10/16
Min	24 vs. Hampton, 12/16/15

Tiffany Mitchell

Pts	25 vs. Georgia, 2/27/14
FG	8, 7x, last at Vanderbilt, 1/7/16
FGA	17, 2x, last at Texas A&M, 1/31/16
FG %	.857 (6-7) vs. Savannah State, 12/14/14
3FG	6, 2x, last at Hampton, 12/17/14
3FGA	8, 2x, last at Hampton, 12/17/14
3FG %	1.000 (6-6) vs. San Diego State, 11/23/14
FT	13 vs. CSU Northridge, 3/23/14
FTA	17 vs. CSU Northridge, 3/23/14
FT %	1.000 (10-10) vs. Georgia, 2/27/14
Reb	11, 5x, last at Arkansas, 1/2/14
Off Reb	6 at Florida, 1/20/13
Blk	3 at Arkansas, 2/19/15
Stl	7 vs. NC Central, 12/1/14
Asst	9 at San Diego State, 11/23/13
Min	40, 3x, last vs. Texas A&M, 1/17/16

Tina Roy

Pts	21 vs. Arkansas, 1/3/16
FG	7 vs. Arkansas, 1/3/16
FGA	14 at UCLA, 11/22/15
FG %	1.000 (4-4) at Alabama, 1/8/15
3FG	7 vs. Arkansas, 1/3/16
3FGA	12 vs. Arkansas, 1/3/16
3FG %	1.000 (3-3), 2x, last vs. Elon, 12/22/15
FT	4 at Southern Cal, 11/25/13
FTA	4, 4x, last vs. Georgia, 2/27/14
FT %	1.000 (4-4) at Southern Cal, 11/25/13
Reb	8 at Mississippi State, 2/6/14
Off Reb	3, 2x, last vs. CSU Northridge, 3/23/14
Blk	2 vs. Mississippi State, 2/6/14
Stl	3, 2x, last vs. Ole Miss, 1/28/16
Asst	10 vs. Savannah State, 12/14/14
Min	37 at UCLA, 11/22/15

Khadijah Sessions

Pts	19 vs. Auburn, 2/3/13
FG	6, 2x, last vs. Seton Hall, 11/17/13
FGA	15 at Missouri, 2/28/13
FG %	.833 (5-6) vs. LSU, 2/12/15
3FG	3, 4x, last vs. LSU, 3/7/15
3FGA	6, 3x, last vs. Kentucky, 1/11/15
3FG %	1.00 (3-3) at Kentucky, 2/20/14
FT	8 vs. Auburn, 2/3/13
FTA	12 vs. Missouri, 2/2/14
FT %	1.00 (5-5) at Kentucky, 2/20/14
Reb	6 vs. Clemson, 11/20/14
Off Reb	3, 3x, last at Vanderbilt, 1/7/16
Stl	4, 14x, last vs. Texas A&M, 1/17/16
Asst	8 vs. NC Central, 12/1/14
Min	39 at Texas A&M, 1/31/16

Jatarie White

Pts	14 vs. East Carolina, 12/20/15
FG	5, 2x, last vs. East Carolina, 12/20/15
FGA	12 vs. Clemson, 11/20/14
FG %	.626 (5-8) vs. East Carolina, 12/20/15
FT	5 vs. Missouri, 1/10/16
FTA	6, 2x, last vs. Missouri, 1/10/16
FT %	1.000 (2-2), 2x, last vs. Hampton, 12/16/15
Reb	9 vs. Winthrop, 12/13/15
Off Reb	4 at Clemson, 11/18/15
Def Reb	8 vs. Winthrop, 12/13/15
Blk	4 vs. Winthrop, 12/13/15
Stl	2 vs. Syracuse, 3/22/15
Asst	2, 4x, last at Clemson, 11/18/15
Min	22 vs. San Diego St., 11/23/14

A'ja Wilson

Pts	28 vs. Duke, 12/6/15
FG	11, 2x, last vs. Texas A&M, 1/17/16
FGA	19, 2x, last vs. Texas A&M, 1/17/16
FG %	.800 (8-10) vs. Savannah State, 12/14/14
FT	11 vs. LSU, 2/12/15
FTA	15 vs. LSU, 2/12/15
FT %	1.00 (5-5), 2x, last vs. Ole Miss, 1/28/16
Reb	19 at Kentucky, 3/1/15
Off Reb	6, 3x, last at Kentucky, 1/14/16
Def Reb	14 at Kentucky, 3/1/15
Blk	8, 2x, last vs. Texas A&M, 1/17/16
Stl	3, 4x, last vs. Central Michigan, 12/20/14
Asst	4 vs. CSUB, 11/28/15
Min	39 at Texas A&M, 1/31/16

The Last Time...

Individual

Scored 50 Points

South Carolina 51, Jocelyn Penn vs. Stetson, 1/4/03
Opponent Never

Scored 40 Points

South Carolina 51, Jocelyn Penn vs. Stetson, 1/4/03
Opponent 46, Cornelia Gayden, LSU, 1/14/95

Scored 30 Points

South Carolina 30, Ieasia Walker vs. Clemson, 11/18/10
Opponent 36, Kelsey Mitchell, Ohio State, 11/13/15

Grabbed 20 Rebounds

South Carolina 25, Kelsey Bone vs. Boston University, 12/28/09
Opponent 24, Courtney Paris, Oklahoma, 12/30/07

Grabbed 15 Rebounds

South Carolina 15, Alaina Coates vs. East Carolina, 12/20/15
Opponent 15, Shayla Cooper, Ohio State, 11/13/15

Two Players with 20 or More Points

South Carolina A'ja Wilson 27/Tiffany Mitchell 20 at Texas A&M, 1/31/16
Opponent Kelsey Mitchell 36/Ameryst Alston 23, Ohio State, 11/13/15

Two Players with 10 or More Rebounds

South Carolina A'ja Wilson 13/Alaina Coates 11 at Kentucky, 1/14/16
Opponent Shela Boykin 12/Danielle Ballard 12, LSU, 2/12/15

Had 10 Assists

South Carolina 10, Tina Roy vs. Savannah State, 12/14/14
Opponent 11, Marneshia Richard, Mississippi State, 1/21/07

Had Five Steals

South Carolina 5, Bianca Cuevas vs. Missouri, 1/10/16
Opponent 6, Jordyn Canada, at UCLA, 11/22/15

Had Five Blocked Shots

South Carolina 8, A'ja Wilson vs. Texas A&M, 1/17/16
Opponent 5, Breanna Stewart, at UConn, 2/9/15

Had a Double-Double

South Carolina Alaina Coates (12 pts/10 rebs)/A'ja Wilson (27 pts/10 rebs) at Texas A&M, 1/31/16
Opponent Marina Laramie (13 pts/10 rebs) vs. East Carolina, 12/20/15

Two Players had a Double-Double

South Carolina Alaina Coates (12 pts/10 rebs)/A'ja Wilson (27 pts/10 rebs) at Texas A&M, 1/31/16
Opponent Sheila Boykin (12 pts/12 rebs)/Danielle Ballard (16 pts/12 rebs), LSU, 2/12/15

Three Players had a Double-Double

South Carolina Ashley Bruner (16 pts/12 rebs)/Aleighsa Welch (16 pts/ 11 rebs)/Elem Ibiam (12 pts/10 rebs) vs. Kansas, 3/25/13
Opponent Merlakia Jones (26 pts/10 rebs)/Takilya Davis (19 pts/13 rebs)/DeLisha Milton (14 pts/15 rebs), at Florida, 2/20/94

Had a Triple-Double

South Carolina Alaina Coates (29 pts/16 rebs/10 blks) vs. Winthrop, 12/13/15
Opponent Never

Team

Scored 100 Points

South Carolina 102 at Alabama, 1/8/15
Opponent 103, Clemson, 11/21/03

Won by 30 or More Points

South Carolina 85-32 (53) vs. Arkansas, 1/3/16
Opponent 66-34 (32), Georgia, 3/4/11

Shot 65% or Better from the Field

South Carolina .652 (45-69) vs. East Tennessee State, 12/19/00
Opponent Never

Shot 60% or Better from the Field

South Carolina .612 (30-49) vs. Florida State, 3/29/15
Opponent .604 (29-48), Vanderbilt, 1/18/01

Shot 50% or Better from the Field

South Carolina .519 (27-52) at Auburn, 1/21/16
Opponent .554 (31-56), at UConn, 2/9/15

No Players in Double-Figure Points

South Carolina at Auburn, 1/19/12
Opponent Arkansas, 1/3/16

Five Players in Double-Figure Points

South Carolina vs. Arkansas, 1/3/16
Opponent Arkansas, 2/14/10

More Than Five Players in Double-Figure Points

South Carolina 6 vs. Syracuse, 3/22/15
Opponent 6 at Georgia, 2/13/03

Faced AP Top-25 Opponent

Win 59-58 vs. No. 15 Texas A&M, 1/17/16
Loss 56-67 at No. 13 Kentucky, 3/1/15

Faced AP Top-10 Opponent

Win 70-63 at No. 10 Texas A&M, 1/31/16
Loss 87-62 at No. 2 UConn, 2/9/15

Faced AP Top-5 Opponent

Win 62-46 vs. No. 5 Tennessee, 3/8/15
Loss 87-62 at No. 2 UConn, 2/9/15

Faced AP No. 1 Team

Win Never
Loss 49-53 vs. No. 1 Stanford, 12/19/12

Overtime Game

Win 58-55 vs. Drexel, 11/28/12
Loss 65-57 at Texas A&M, 1/16/14

Double-Overtime Game

Win 92-91 at Florida State, 2/4/91
Loss 92-94 at Clemson, 11/19/09

South Carolina Was Ranked (AP Poll)

No. 1 2/9/15
Top 10 No. 2, 2/2/16
Top 25 No. 2, 2/2/16

Staley Era Team Records

Italics indicates set in 2015-16

Scoring

Most	Points
1. vs. Savannah State, 12/14/14	111
2. at Alabama, 1/8/15	102
3. vs. Clemson, 11/20/14	99
vs. Ole Miss, 1/30/14	99
vs. Charleston Southern, 11/8/13	99

Fewest	Points
1. at Stanford, 11/26/10	32
2. vs. Georgia, 3/4/11	34
3. vs. Mississippi State, 3/5/09	39
4. at Georgia, 1/13/13	40
5. at Mississippi State, 2/26/09	41

Fewest Allowed	Points
1. vs. South Carolina State, 12/14/11	21
2. vs. Presbyterian, 11/27/11	24
3. vs. NC Central, 12/1/14	26
vs. SC State, 12/22/13	26
5. vs. NC Central, 12/2/13	27

Most Allowed	Points
1. at Clemson, 11/19/09	94
2. vs. North Carolina, 12/20/09	93
3. at Connecticut, 2/9/15	87
4. vs. Xavier, 11/12/10	84
5. at Tennessee, 2/17/11	82
at Florida, 2/22/09	82

Margin of Outcome

Victory	Score	Margin
1. vs. Charleston Southern, 11/8/13	99-29	+70
2. vs. NC Central, 12/1/14	90-26	+64
3. vs. Savannah State, 12/14/14	111-49	+62
4. vs. Clemson, 11/20/14	99-41	+58
5. vs. <i>Arkansas</i>	85-32	+53

Defeat	Score	Margin
1. at Stanford, 11/26/10	32-70	-38
2. vs. Georgia, 3/4/11	34-66	-32
3. vs. Stanford, 12/19/08	47-78	-31
4. at Penn State, 11/21/10	48-78	-30
5. vs. Connecticut, 12/28/08	48-77	-29

Field Goals

Made	FGM
1. vs. Charleston Southern, 11/8/13	39
2. vs. Savannah State, 12/14/14	38
vs. Clemson, 11/20/14	38
4. at Alabama, 1/8/15	37
vs. Central Michigan, 12/20/14	37

Attempts	FGA
1. vs. Penn State, 11/20/11	76
2. at Clemson, 11/19/09	74
3. vs. Tennessee, 1/20/11	73
4. vs. Central Michigan, 12/20/14	72
vs. Clemson, 11/20/14	72
vs. Kansas, 3/25/13	72

Highest Percentage (Min. 40 FGA)	FGM-A	Pct
1. vs. Savannah State, 3/20/15	34-53	.642
2. at Alabama, 1/8/15	37-58	.638
3. vs. Florida State, 3/29/15	30-49	.612
4. vs. Charleston Southern, 11/8/13	39-64	.609
5. vs. Ole Miss, 1/30/14	31-51	.608

Lowest Percentage (Min. 40 FGA)	FGM-A	Pct
1. at Stanford, 11/26/10	12-55	.218
2. vs. Georgia, 3/4/11	12-52	.231
3. at Florida, 1/20/13	15-64	.234
4. at Kentucky, 2/5/09	13-55	.236
5. at Georgia, 1/2/11	13-54	.241

Lowest Percentage Allowed	FGM-A	Pct
1. vs. South Carolina State, 12/14/11	6-48	.125
2. vs. NC Central, 12/2/13	8-50	.160
3. vs. Charleston Southern, 11/8/13	10-54	.185
4. vs. Arkansas, 3/6/15	11-57	.193
vs. Hampton, 11/22/12	11-57	.193

Highest Percentage Allowed	FGM-A	Pct
1. vs. Connecticut, 12/28/08	35-62	.565
vs. Florida, 1/9/11	26-46	.565
3. vs. Xavier, 11/12/10	34-61	.557
4. at Connecticut, 2/9/15	31-56	.554
5. at Kentucky, 1/13/11	30-55	.545

3-Point Field Goals

Made	3FGM
1. vs. <i>Arkansas</i> , 1/3/16	11
at Alabama, 1/8/15	11
3. at <i>Vanderbilt</i> , 1/7/16	10
4. vs. <i>Winthrop</i> , 12/13/15	9
10 other times	9

Attempts	3FGA
1. vs. Penn State, 11/20/11	29
2. vs. College of Charleston, 11/14/13	28
vs. North Carolina, 12/19/10	28
4. vs. Syracuse, 11/28/14	26
5. at <i>Clemson</i> , 11/18/15	25
vs. Savannah State, 11/15/12	25
at Ole Miss, 1/16/11	25

Percentage (Min. 5 3FGA)	3FGM-A	Pct
1. vs. Oregon State, 3/25/14	4-6	.667
vs. Ole Miss, 1/30/14	4-6	.667
vs. Savannah State, 12/28/13	4-6	.667
vs. Western Carolina, 12/29/12	6-9	.667
at Alabama, 1/10/10	8-12	.667
vs. Charlotte, 12/21/08	8-12	.667

Free Throws

Made	FTM
1. vs. Savannah State, 12/14/14	34
vs. Oregon State, 3/25/14	34
3. vs. <i>Missouri</i> , 1/10/16	32
vs. Ole Miss, 1/30/14	32
at Mississippi State, 1/6/13	32

Attempts	FTA
1. at Mississippi State, 1/6/13	50
2. vs. Savannah State, 12/28/13	48
3. vs. Savannah State, 12/14/14	47
4. vs. Missouri, 2/2/14	46
5. vs. Seton Hall, 11/17/13	44
vs. SC State, 12/21/12	44

Percentage (Min. 10 FTA)	FTM-A	Pct
1. vs. Alabama, 1/19/14	10-11	.909
2. vs. Auburn, 1/2/09	23-26	.885
3. at <i>UCLA</i> , 11/22/15	14-16	.875
vs. San Diego State, 11/28/09	14-16	.875
5. at Mississippi State, 2/6/14	20-23	.870

Rebounding

Total	Rebs
1. vs. College of Charleston, 11/14/13	62
2. at Florida, 1/20/13	59
3. vs. Hampton, 11/22/12	57
4. vs. Savannah State, 12/14/14	56
5. vs. Kentucky, 1/11/15	55

Margin	Rebs	Margin
1. vs. Savannah State, 12/14/14	56-21	+35
2. vs. <i>Hampton</i> , 12/16/15	52-19	+33
3. at Alabama, 2/7/13	53-24	+29
4. vs. Hampton, 12/17/14	48-21	+27
5. vs. SC State, 12/22/13	47-21	+26
vs. Florida Gulf Coast, 11/23/12	46-20	+26

Assists

Game	Assists
1. vs. NC Central, 12/11/14	26
2. vs. <i>Winthrop</i> , 12/13/15	25
vs. <i>UNCG</i> , 11/15/15	25
vs. San Diego State, 11/23/14	25
vs. Clemson, 11/20/14	25
vs. Alabama, 1/19/14	25
vs. Charleston Southern, 11/8/13	25

Steals

Game	Steals
1. vs. NC Central, 12/1/14	21
vs. Furman, 12/11/11	21
3. vs. San Diego State, 11/23/14	18
4. vs. Charleston Southern, 11/8/13	17
5. vs. NC State, 12/12/10	16
vs. USC Upstate, 12/16/08	16

Blocked Shots

Game	Blocks
1. vs. <i>Winthrop</i> , 12/13/15	16
2. vs. Arkansas, 3/6/15	15
3. at Mississippi State, 2/6/14	14
vs. Kentucky, 1/9/14	14
5. at Kentucky, 3/1/15	12
vs. Charleston Southern, 11/14/13	12

Turnovers

Fewest	TOs
1. at Tennessee, 2/2/12	4
2. vs. <i>CSU Bakersfield</i> , 11/28/15	5
at <i>Clemson</i> , 11/18/15	5
vs. Tennessee, 2/23/15	5
vs. Syracuse, 11/28/14	5
at Missouri, 2/28/13	5
vs. Georgia, 3/2/12	5
vs. Ole Miss, 3/3/11	5

Most	TOs
1. at Wake Forest, 12/3/08	32
2. vs. Hampton, 11/22/12	29
vs. Kentucky, 1/15/12	29
4. at Kentucky, 1/13/11	28
5. vs. Jacksonville, 12/30/08	26

Dawn Staley

Head Coach
8th Season at South Carolina
Virginia, 1992



When three-time Olympic gold medalist Dawn Staley took the reins of the University of South Carolina women's basketball program on May 10, 2008, the Gamecocks' stature immediately rose not just in the Southeastern Conference but on the national stage as well. Building on a foundation of hard work, defensive effort and a "team first" mentality, South Carolina began to realize those expectations in 2011-12, and the program has continued to thrive. The Gamecocks boast four straight 25-win seasons, which include two SEC regular-season championships (2014, 2015), an SEC Tournament title (2015), an NCAA Final Four appearance (2015) and two other Sweet 16 seasons (2012, 2014), the program's first ever No. 1 national ranking and a school-record 34 wins in 2014-15. Staley's success has united every demographic in the state of South Carolina as the Gamecocks' fan based has tripled over the last three seasons, leading the nation in home attendance in 2014-15 at 12,293 fans per game and pacing the country in attendance increase in 2013-14 and 2014-15.

While her coaching career is blossoming, Staley is still recognized for her body of work as a one of the most decorated participants in United States women's basketball history. The Naismith Memorial Basketball Hall of Fame solidified her legacy with her enshrinement into the Hall as part of the Class of 2013. The Phoenix Club of Philadelphia established the Dawn Staley Award recognizing the nation's top guard in women's Division I basketball in 2013 as well. Staley was inducted into the Women's Basketball Hall of Fame as part of the Class of 2012 and was one of the final nominees for induction to the U.S. Olympic Hall of Fame the same year. In the summer of 2011, the WNBA recognized her as one of the league's "Top 15," honoring the most influential players in the league's history.

In her 16th season as a head coach, Staley has led her teams to six 25-win seasons, a total of 12 postseason appearances (two WNIT) and 34 weeks in the Associated Press top 10, including 12 in the No. 1 spot.

At the helm of the Gamecocks over the last seven seasons, Staley has been named National Coach of the Year (2014, Basketball Times), a Naismith National Coach of the Year Finalist (2014, 2015), SEC Coach of the Year (2014, Coaches and AP; 2015, Coaches) and BCA Female Coach of the Year (2012). She has coached two All-Americans, 16 All-SEC selections, six SEC All-Freshman team selections, two SEC Player of the Year choices, an SEC Sixth Player of the Year, an SEC Defensive Player of the Year and three SEC Freshman of the Year winners. South Carolina has turned in historic seasons each of the last four, especially standing out among the program's 24 seasons in the SEC, posting 25 wins in 2011-12 and 2012-13, 29 wins in 2013-14 and a school-record 34 victories in 2014-15. The Gamecocks have won more SEC games than the season before in each of Staley's last six seasons, and her 67 SEC victories are more than any other Gamecock coach, accounting for 51.1 percent of the program's total 131 league wins. She has helped the Gamecocks to four of the program's five top-four finishes in the SEC, including the first regular-season championship in 2013-14 and a share of the same title in 2014-15. Her 113 overall wins in the last four seasons mark the most successful four-year stretch in program history. Off the court, Staley's Gamecocks have been active in the community and thriving in the classroom. Every student-athlete who completed her eligibility under Staley at South Carolina has graduated or is on track to graduate, and the team GPA has been over 3.0 for the last six semesters. During the historic 2014-15 season, eight Gamecocks posted at least a 3.0 GPA for the year.

Year-by-Year Coaching Record

Year	School	Record	Conf. Rec.	Conf. Finish	Postseason
2000-01	Temple	19-11	11-5	2nd East	WNIT
2001-02	Temple	20-11	12-4	2nd East	A-10 Tourn. Champ./NCAA 1st Round
2002-03	Temple	14-15	9-7	2nd East	
2003-04	Temple	21-10	14-2	1st East	A-10 Tourn. Champ./NCAA 1st Round
2004-05	Temple	28-4	16-0	1st East*	A-10 Tourn. Champ./NCAA 2nd Round
2005-06	Temple	24-8	12-4	3rd	A-10 Tourn. Champ./NCAA 1st Round
2006-07	Temple	25-8	13-1	2nd	NCAA 2nd Round
2007-08	Temple	21-13	12-2	T-1st	NCAA 1st Round
2008-09	South Carolina	10-18	2-12	11th	
2009-10	South Carolina	14-15	7-9	T-7th	
2010-11	South Carolina	18-15	8-8	T-5th	WNIT 2nd Round
2011-12	South Carolina	25-10	10-6	T-4th	NCAA Sweet 16
2012-13	South Carolina	25-8	11-5	T-4th	NCAA 2nd Round
2013-14	South Carolina	29-5	14-2	1st	NCAA Sweet 16
2014-15	South Carolina	34-3	15-1	T-1st	SEC Tourn. Champ./NCAA Final Four
2015-16	South Carolina	21-0	9-0		
Career	16th season	348-154	175-68		
At SC	8th season	176-74	76-43		

Coaching Highlights

College

- 10 NCAA Tournament Appearances (4 at South Carolina)
- 10 20-Win Seasons (4 at South Carolina)
- 3 Regular-Season Conference Titles (SEC 2014, 2015; A-10 2008)
- 5 Conference Tournament Titles (SEC 2015; A-10 2002, 2004, 2005, 2006)
- 2-time Naismith National Coach of the Year Finalist (2014, 2015)
- Basketball Times National Coach of the Year (2014)
- 3-time WBCA Region Coach of the Year (Region 3 2014, 2015; Region 1 2005)
- Four-time Conference Coach of the Year (SEC 2014, 2015; A-10 2004, 2005)

USA Basketball

- Senior National Team Asst. Coach (2006-08, 2014-16) – FIBA World Championship gold medal (2014), Beijing Olympics gold medal (2008), FIBA Americas Championship gold medal (2007), FIBA World Championship bronze medal (2006)
- U19 National Team Head Coach – FIBA U19 World Championship gold medal (2015)
 - > 2015 USA Basketball co-National Coach of the Year
- U18 National Team Head Coach – FIBA U18 Americas Championship gold medal (2014)
- Pan Am Games Head Coach – Gold medal (2007)

Playing Highlights

U.S. Professional – 11 seasons

- Five-time WNBA All-Star (2001-03, 2005-06)
- Two-time ABL All-Star (1997, 1998)
- WNBA All-Decade Team

USA Basketball

- Olympic gold medalist (1996, 2000, 2004)
- Flag bearer for U.S. in Olympic Games Opening Ceremony (2004)
- Two-time USA Basketball Female Athlete of the Year (1994, 2004)

College – Virginia (1989-92)

- Kodak All-America (1990, 1991, 1992)
- Honda-Broderick Cup Award for Collegiate Female Athlete of the Year (1991)
- Two-time ACC Player of the Year (1991, 1992)
- NCAA Tournament MOP (1991)

Other Notables

- Naismith Memorial Basketball Hall of Fame, Class of 2013
- Women's Basketball Hall of Fame, Class of 2012



DONIYAH CLINEY

6-0 • R-Fr. • G • Newark, N.J. • Shabazz
Major: Sociology



2015-16

- Has played in seven games following hand injury
- Was having great preseason before surgery on her right hand in early November ... had cast removed Dec. 17 and was fully cleared for practice in January
- Scored her four points against Ole Miss (Jan. 28) during 13-4 fourth-quarter run to end Rebels' rally
- Made an impact on the boards against Ole Miss (Jan. 28), grabbing a career-best three rebounds in 12 minutes of action
- Showed her court vision at Auburn (Jan. 21) handing out three assists in the second half while capping the third quarter with her first career 3-pointer
- Added five points to win over No. 20/- Missouri (Jan. 10), finding her way in pace of play on both sides of the ball after not seeing game action since high school (2013-14)
- Made her South Carolina debut at Vanderbilt (Jan. 7), tallying two points in five minutes of action

Career Highs

Pts 5 vs. Missouri, 1/10/16
Rebs..... 3 vs. Ole Miss, 1/28/16
Blks
Stls..... 1 vs. Missouri, 1/10/16
Assts 3 at Auburn, 1/21/16
Min..... 14 vs. Missouri, 1/10/16

SEC Career Highs

Pts 5 vs. Missouri, 1/10/16
Rebs..... 3 vs. Ole Miss, 1/28/16
Blks
Stls..... 1 vs. Missouri, 1/10/16
Assts 3 at Auburn, 1/21/16
Min..... 14 vs. Missouri, 1/10/16

2015-16 Game-by-Game

Opponent	Date	GS	MIN	FG-A	3FG-A	FT-A	Reb	A	TO	B	S	TP
Ohio State	11/13					— DNP —						
UNCG	11/15					— DNP —						
at Clemson	11/18					— DNP —						
at UCLA	11/22					— DNP —						
vs. Arizona State	11/27					— DNP —						
vs. CSUB	11/28					— DNP —						
vs. Hawaii	11/29					— DNP —						
Duke	12/6					— DNP —						
Winthrop	12/13					— DNP —						
Hampton	12/16					— DNP —						
vs. East Carolina	12/20					— DNP —						
Elon	12/22					— DNP —						
Arkansas	1/3					— DNP —						
at Vanderbilt	1/7		5	1-2	0-0	0-0	0-0-0	0	0	0	0	2
Missouri	1/10		14	2-5	0-0	1-1	1-0-1	0	0	0	1	5
at Kentucky	1/14		5	0-2	0-0	0-0	0-0-0	0	0	0	0	0
Texas A&M	1/17					— DNP —						
at Auburn	1/21		11	1-2	1-2	0-0	0-2-2	3	1	0	0	3
at Miss. State	1/24		9	0-0	0-0	1-4	0-0-0	0	1	0	0	1
Ole Miss	1/28		12	1-5	0-1	2-4	2-1-3	1	1	0	0	4
at Texas A&M	1/31		1	0-0	0-0	0-0	0-0-0	0	0	0	0	0

Career Stats at South Carolina

Year	GP	GS	Min	Avg	FG	FGA	Pct	3FG	FGA	Pct	FT	FTA	Pct	Off	Def	Tot	Avg	PF	FO	A	TO	Blk	Stl	Pts	Avg	
2014-15	— Did Not Play —																									
2015-16	7	0	56	8.0	5	16	.313	1	3	.333	4	9	.444	3	3	6	0.9	13	0	4	3	0	1	15	2.1	
Career	7	0	56	8.0	5	16	.313	1	3	.333	4	9	.444	3	3	6	0.9	13	0	4	3	0	1	15	2.1	



ALAINA COATES

6-4 • Jr. • C • Irmo, S.C. • Dutch Fork
Major: Social Work



Career Highlights

Naismith Early Season Watch List (2015-16)
Wooden Award Watch List (2015-16)
SEC Player of the Week (Feb. 2)
Preseason All-SEC First Team (Coaches, Media)
2015 SEC All-Defensive Team
All-SEC 2nd Team (Coaches - 2014, 2015; AP - 2015)
2015 NCAA Greensboro Region MOP

2015 SEC All-Tournament Team
2015 Naismith Trophy Top 50 Watch List
2014 SEC Co-6th Player of the Year (Coaches)
2014 SEC Freshman of the Year (Coaches, AP)
2014 Freshman All-America First Team (Full Court)
2014 SEC All-Freshman Team
5-time SEC Freshman of the Week (2013-14)

2015-16

- Ranks first in SEC in double-doubles and rebounding, fifth in blocks (1.4) and 17th in scoring
- Averaging a double-double in SEC play (10.8 ppg/11.0 rpg)
- Holds third place in school history with 156 career blocks, just 21 away from the school record
- Became the 31st player in program history to net 1,000 career points and the 13th to do it with 700 rebounds
- Has tallied 11 double-doubles (nine in her last 13 games), including one triple-double
- Led team in rebounds 14 times – at Clemson, at UCLA, Winthrop, Hampton, vs. ECU, Elon, Arkansas, at Vandy, Missouri, Texas A&M, at Auburn, at Miss. St., Ole Miss, at Texas A&M
- Quietly stuffed the stat sheet at #10/10 Texas A&M (Jan. 31), adding career-high six assists to her double-double and helping key a 10-0 fourth-quarter run that turned a deficit into a six-point lead with solid defense at the rim, three defensive rebounds and a drive to the basket
- Grabbed nine of her 14 rebounds against Ole Miss (Jan. 28) in the first half and scored five of last seven points of the half to establish 14-point lead at the break
- Shook off tough scoring night with great rebounding at #10/10 Mississippi State (Jan. 24), including six in a tight third quarter and her 11th of the night sparking a transition layup for a six-point league with 3:01 to play
- Established inside game early with six of team's first 12 points at Auburn (Jan. 21) and nearly had double-double by halftime
- Matched a career best with three assists against #15/11 Texas A&M (Jan. 17) after playing a career high 34 minutes
- Hit both 1,000 career points and 700 career rebounds in opening minute against #20/- Missouri (Jan. 10), finishing with third-straight double-double
- Completed her school-record 12th career double-double in SEC play with key putback in late 11-3 run that sealed win at Vanderbilt (Jan. 7)
- Posted third-straight double-double against East Carolina (Dec. 20), grabbing 10 of her 15 rebounds in just 11 minutes of

2015-16 Game-by-Game

Opponent	Date	GS	MIN	FG-A	3FG-A	FT-A	Reb	A	TO	B	S	TP
Ohio State	11/13		28	6-9	0-0	5-10	4-9-13	0	3	3	1	17
UNCG	11/15	*	13	6-7	0-0	0-3	2-5-7	0	0	0	3	12
at Clemson	11/18	*	22	4-7	0-0	2-4	5-1-6	1	2	2	1	10
at UCLA	11/22	*	32	6-7	0-0	0-0	4-8-12	0	1	0	2	12
vs. Arizona State	11/27	*	23	3-6	0-0	0-1	3-4-7	1	2	1	1	6
vs. CSUB	11/28	*	22	3-10	0-0	0-2	1-3-4	0	1	0	0	6
vs. Hawaii	11/29	*	20	1-3	0-0	1-2	0-1-1	0	2	3	0	3
Duke	12/6	*	25	7-9	0-0	2-4	2-5-7	0	1	1	1	16
Winthrop	12/13	*	30	13-15	0-0	3-5	6-10-16	0	1	10	1	29
Hampton	12/16	*	26	8-11	0-0	6-9	2-10-12	2	3	1	0	22
vs. East Carolina	12/20	*	21	4-8	0-0	2-4	4-11-15	0	0	2	0	10
Elon	12/22	*	24	5-6	0-0	6-6	5-3-8	0	4	2	1	16
Arkansas	1/3	*	26	4-5	0-0	3-3	0-10-10	2	0	1	1	11
at Vanderbilt	1/7	*	29	5-6	0-0	1-4	3-7-10	1	1	0	0	11
Missouri	1/10	*	19	3-3	0-0	7-12	3-9-12	0	2	0	1	13
at Kentucky	1/14	*	28	3-4	0-0	3-4	2-9-11	1	0	0	0	9
Texas A&M	1/17	*	34	2-5	0-0	1-2	1-10-11	3	1	0	2	5
at Auburn	1/21	*	26	8-10	0-0	1-2	5-5-10	2	4	1	0	17
at Miss. State	1/24	*	37	2-3	0-0	2-2	1-10-11	1	1	2	3	6
Ole Miss	1/28	*	23	6-9	0-0	1-6	5-9-14	2	1	1	1	13
at Texas A&M	1/31	*	38	5-8	0-0	2-3	2-8-10	6	1	0	1	12

Miscellaneous

	Season	Career
Triple-Double	1	1
Double-Double	11	33
20+ Points	2	10
10+ Points	15	62
10+ Rebounds	14	39
5+ Blocks	1	4
Tm-High Points	3	15
Tm-High Rebs.	14	48

Career Highs

Pts 29 vs. Winthrop, 12/13/15
Rebs 17 vs. Kentucky, 1/9/14
Blks 10 vs. Winthrop, 12/13/15
Stls 3, 4x, last at Mississippi State, 1/24/16
Assts 6 at Texas A&M, 1/31/16
Min 38 at Texas A&M, 1/31/16

2015-16 Highs

Pts 29 vs. Winthrop, 12/13
Rebs 16 vs. Winthrop, 12/13
Blks 10 vs. Winthrop, 12/13
Stls 3, 2x, last at Mississippi State, 1/24
Assts 6 at Texas A&M, 1/31
Min 38 at Texas A&M, 1/31

SEC Career Highs

Pts 24, 2x, last vs. Ole Miss, 1/30/14
Rebs 17 vs. Kentucky, 1/9/14
Blks 5, 3x, last vs. Alabama, 1/29/15
Stls 3, 3x, last at Mississippi St., 1/24/16
Assts 6 at Texas A&M, 1/31/16
Min 38 at Texas A&M, 1/31/16

- Recorded double-double against Hampton (Dec. 16) with 10 of 22 points coming during a 12-4 second-half run
- Played an historic career game against Winthrop (Dec. 13), recording program's first triple-double since Dec. 20, 2006, and first ever with blocked shots, swatting away a school-record 10 to go with her career high 29 points and 16 rebounds
- Connected on 7-of-9 field goals against #14/13 Duke (Dec. 6) and tallied six crucial points down the stretch to help South Carolina pull away
- Scored the game-tying putback with 56 seconds left against #16/18 Arizona State (Nov. 27)
- Double-double at UCLA (Nov. 22) kept Gamecocks within reach and made key steal during 8-2 run over final 90 seconds to secure the win
- Dominated the glass late against #6/10 Ohio State (Nov. 13), especially in 10-2 run over final 2:35 that decided the game, and finished the contest with her 24th career double-double (17 points, 13 rebounds)

Career Stats at South Carolina

Year	GP	GS	Min	Avg	FG	FGA	Pct	3FG	FGA	Pct	FT	FTA	Pct	Off	Def	Tot	Avg	PF	FO	A	TO	Blk	Stl	Pts	Avg
2013-14	34	1	668	19.6	148	242	.612	0	0	—	121	185	.654	82	203	285	8.4	83	1	11	57	73	17	417	12.3
2014-15	36	5	760	21.1	141	251	.562	0	0	—	117	168	.696	99	186	285	7.9	62	0	28	50	53	19	399	11.1
2015-16	21	20	546	26.0	104	151	.689	0	0	—	48	88	.545	60	147	207	9.9	47	0	22	31	30	20	256	12.2
Career	91	26	1974	21.7	393	644	.610	0	0	—	286	441	.649	241	536	777	8.5	192	1	61	138	156	56	1072	11.8



BIANCA CUEVAS

5-6 • So. • G • Bronx, N.Y. • Nazareth Regional
Major: Criminal Justice



Career Highlights

- 2015 Rainbow Wahine Showdown All-Tournament
- McDonald's All-America (2013-14)
- New York Class AA co-Player of the Year (2013-14)

2015-16

- Has appeared in every game
- Led team in scoring once – vs. Arizona State
- Handed out team-high assists once – vs. CSUB
- Scored seven of her nine points against #15/11 Texas A&M (Jan. 17) during 12-7 fourth-quarter run that gave Gamecocks five-point lead with 3:55 to play
- Played lock-down defense against #20/- Missouri (Jan. 10), recording a career-best five steals
- Snatched a game-high three steals in the SEC opener against Arkansas (Jan. 3)
- Matched a career high with four rebounds against #14/13 Duke (Dec. 6)
- Named to the Rainbow Wahine Showdown All-Tournament team, finishing second on the team in scoring at the event with 17.0 points per game on 54.1 percent shooting, averaging 3.3 rebounds and swiping seven steals over the three-game event
- Scored in double figures for the third-straight game with 13 at Hawaii (Nov. 29), including nine in the second half to help Gamecocks pull away from a seven-point halftime lead
- Fell one point shy of her career high with 20 against CSU Bakersfield with four of her nine fourth-quarter points coming on back-to-back plays to launch a 14-2 run that put the game out of Roadrunners' reach
- Went on a personal 11-7 second-half run against #16/18 Arizona State (Nov. 27) as part of her team-high tying 18 points
- Gave UNCG (Nov. 15) trouble with her speed en route to 11 points, including 6-of-8 from the free throw line

Miscellaneous

	Season	Career
20+ Points	1	2
10+ Points	6	14
5+ Assists	1	6
Tm-High Points	1	3
Tm-High Assists	1	9

Career Highs

Pts 21 at Ole Miss, 2/1/15
 Rebs 4, 6x, last vs. Duke, 12/6/15
 Blks 2 vs. NC Central, 12/1/14
 Stls 5 vs. Missouri, 1/10/16
 Assts 6 vs. CSU Bakersfield, 11/28/15
 Min 30 vs. Southern Cal, 11/15/14

2015-16 Highs

Pts 20 vs. CSU Bakersfield, 11/28
 Rebs 4, 3x, last vs. Duke, 12/6
 Blks
 Stls 5 vs. Missouri, 1/10
 Assts 6 vs. CSU Bakersfield, 11/28
 Min 29 vs. Hawaii, 11/29

SEC Career Highs

Pts 21 vs. Ole Miss, 2/1/15
 Rebs 4, 3x, last at Georgia, 2/5/15
 Blks 1, 2x, last at Kentucky, 3/1/15
 Stls 5 vs. Missouri, 1/10/16
 Assts 5, 2x, last vs. Vanderbilt, 2/15/15
 Min 24, 2x, last vs. Arkansas, 1/3/16

2015-16 Game-by-Game

Opponent	Date	GS	MIN	FG-A	3FG-A	FT-A	Reb	A	TO	B	S	TP
Ohio State	11/13		8	1-5	0-1	3-4	0-0-0	1	1	0	0	5
UNCG	11/15		19	2-4	1-3	6-8	0-2-2	1	3	0	2	11
at Clemson	11/18		17	2-7	0-3	0-0	0-1-1	2	0	0	2	4
at UCLA	11/22		13	2-4	0-0	3-3	0-2-2	2	2	0	0	7
vs. Arizona State	11/27		18	7-13	0-2	4-7	0-2-2	0	2	0	2	18
vs. CSUB	11/28		26	8-12	2-5	2-2	1-3-4	6	2	0	3	20
vs. Hawaii	11/29		29	5-12	1-3	2-4	1-3-4	0	2	0	2	13
Duke	12/6		13	1-4	0-1	0-2	0-4-4	2	1	0	0	2
Winthrop	12/13		22	4-11	1-2	4-4	0-2-2	1	2	0	1	13
Hampton	12/16		17	2-6	1-3	1-1	0-1-1	1	2	0	0	6
vs. East Carolina	12/20		17	1-7	0-3	2-2	0-1-1	1	0	0	3	4
Elon	12/22		15	1-4	0-3	0-0	0-1-1	2	3	0	0	2
Arkansas	1/3		24	4-8	1-5	1-2	1-1-2	3	3	0	3	10
at Vanderbilt	1/7		12	2-6	0-3	0-0	0-1-1	2	2	0	1	4
Missouri	1/10		17	2-6	0-1	2-2	0-0-0	1	3	0	5	6
at Kentucky	1/14		15	0-7	0-1	2-2	0-0-0	1	0	0	0	2
Texas A&M	1/17		20	3-6	1-1	2-2	1-2-3	2	2	0	1	9
at Auburn	1/21		18	0-3	0-2	1-2	0-2-2	2	2	0	0	1
at Miss. State	1/24		6	0-2	0-0	0-2	0-0-0	1	1	0	0	0
Ole Miss	1/28		18	3-7	0-2	0-0	0-0-0	1	2	0	0	6
at Texas A&M	1/31		3	0-0	0-0	0-0	0-0-0	0	0	0	0	3

Career Stats at South Carolina

Year	GP	GS	Min	Avg	FG	FGA	Pct	3FG	FGA	Pct	FT	FTA	Pct	Off	Def	Tot	Avg	PF	FO	A	TO	Blk	Stl	Pts	Avg
2014-15	37	0	536	14.5	74	200	.370	16	72	.222	45	58	.776	13	35	48	1.3	44	1	64	60	5	42	209	5.6
2015-16	21	0	347	16.5	50	134	.373	8	44	.182	35	49	.714	4	28	32	1.5	22	0	32	35	0	25	143	6.8
Career	58	0	883	15.2	124	334	.371	24	116	.207	80	107	.748	17	63	80	1.4	66	1	96	95	5	67	352	6.1



ASIA DOZIER

6-0 • Sr. • G/F • Columbia, S.C. • Spring Valley
Major: Accounting



Career Highlights

Three-time SEC Academic Honor Roll

2015-16

- Team captain
- Has played in 20 games with 11 starts
- Suffered injury to right hand at #10/10 Texas A&M (Jan. 31) and is listed as day-to-day for her return
- Has recorded at least five assists three times
- Handed out team-high assists four times – UNCG, Duke, Hampton, Ole Miss
- Displayed great court vision against Ole Miss (Jan. 28) to finish with a game-high five assists
- Hit two clutch free throws at #10/10 Mississippi State (Jan. 24) after playing just 5:00 in the second half to give South Carolina a 55-51 advantage with 23 seconds to play
- Reached double figures for the first time this season against East Carolina (Dec. 20), scoring five of her 10 points in the first quarter
- Returned to starting lineup against Hampton (Dec. 16), matching a career high with two steals in the opening 10 minutes
- Connected on a game-high three 3-pointers on the way to a season-best nine points against Winthrop (Dec. 13)
- Was solid, steady force on defense against #14/13 Duke (Dec. 6)
- Started the second half at Clemson (Nov. 18) and hit back-to-back 3s as part of 19-5 run that broke open the game
- Tied career high with six assists against UNCG (Nov. 15)
- Started the second half against #6/10 Ohio State (Nov. 13), providing calming influence after Gamecocks trailed at the break

Miscellaneous

	Season	Career
10+ Points	1	14
10+ Rebounds	0	1
5+ Assists	3	11
Tm-High Points	0	2
Tm-High Assists	4	17

Career Highs

Pts 16, 2x, at San Diego State, 11/23/13
Rebs..... 10 vs. Elon, 11/9/12
Blks 3 at Kentucky, 3/1/15
Stls..... 2, 9x, last vs. Hampton, 12/16/15
Assts 6, 3x, last vs. UNCG, 11/15/15
Min..... 40 at Arkansas, 1/2/14

2015-16 Highs

Pts 10 vs. East Carolina, 12/20
Rebs..... 3 vs. Missouri, 1/10
Blks
Stls..... 2 vs. Hampton, 12/16
Assts 6 vs. UNCG, 11/15
Min..... 26 vs. UNCG, 11/15

SEC Career Highs

Pts 15 at Alabama, 1/8/15
Rebs..... 6 vs. Florida, 2/23/14
Blks 3 at Kentucky, 3/1/15
Stls..... 2 at Alabama, 1/8/15
Assts 6 vs. Ole Miss, 1/30/14
Min..... 40 at Arkansas, 1/2/14

2015-16 Game-by-Game

Opponent	Date	GS	MIN	FG-A	3FG-A	FT-A	Reb	A	TO	B	S	TP
Ohio State	11/13	12	1-2	0-0	2-2	0-0-0	1	2	0	0	4	
UNCG	11/15	26	1-4	1-4	0-0	0-2-2	6	0	0	0	3	
at Clemson	11/18	21	3-9	2-7	0-0	0-1-1	0	1	0	0	8	
at UCLA	11/22	3	0-1	0-1	0-0	0-0-0	0	1	0	0	0	
vs. Arizona State	11/27	5	0-0	0-0	0-0	0-1-1	0	1	0	1	2	
vs. CSUB	11/28	3	0-1	0-1	0-0	0-0-0	0	0	0	0	0	
vs. Hawaii	11/29	25	0-2	0-2	3-4	0-0-0	3	1	0	1	3	
Duke	12/6	20	0-2	0-1	0-0	0-2-2	3	1	0	0	0	
Winthrop	12/13	18	3-4	3-4	0-0	0-2-2	3	2	0	1	9	
Hampton	12/16	*	22	2-6	0-2	2-2	1-1-2	5	1	0	2	6
vs. East Carolina	12/20	*	19	4-5	2-2	0-0	0-1-1	0	1	0	0	10
Elon	12/22	*	22	3-5	1-3	0-0	1-0-1	3	1	0	0	7
Arkansas	1/3					— DNP —						
at Vanderbilt	1/7	*	23	1-5	1-4	0-0	0-1-1	4	2	0	0	3
Missouri	1/10	*	18	1-3	0-0	0-0	1-2-3	1	1	0	0	2
at Kentucky	1/14	*	5	0-2	0-1	0-0	0-1-1	0	1	0	0	0
Texas A&M	1/17	*	13	0-1	0-1	0-0	1-0-1	1	2	0	1	0
at Auburn	1/21	*	20	0-4	0-3	1-2	0-2-2	3	0	0	0	1
at Miss. State	1/24	*	12	0-1	0-1	2-2	0-1-1	1	1	0	0	2
Ole Miss	1/28	*	20	1-3	1-3	0-0	0-0-0	5	1	0	1	3
at Texas A&M	1/31	*	22	0-0	0-0	0-0	0-1-1	1	3	0	0	0

Career Stats at South Carolina

Year	GP	GS	Min	Avg	FG	FGA	Pct	3FG	FGA	Pct	FT	FTA	Pct	Off	Def	Tot	Avg	PF	FO	A	TO	Blk	Stl	Pts	Avg
2012-13	31	0	398	12.8	28	134	.209	16	91	.176	11	24	.458	19	42	61	2.0	35	1	25	20	4	8	83	2.7
2013-14	34	32	911	26.8	72	211	.341	33	103	.320	28	44	.636	18	77	95	2.8	63	0	92	68	7	21	205	6.0
2014-15	37	30	615	16.6	55	133	.414	29	87	.333	10	13	.769	2	36	38	1.0	27	0	67	33	7	20	149	4.0
2015-16	20	11	329	16.5	21	62	.339	11	40	.275	10	12	.833	4	18	22	1.1	16	0	40	23	0	7	63	3.2
Career	122	73	2253	18.5	176	540	.326	89	321	.277	59	93	.634	43	173	216	1.8	141	1	224	144	18	56	500	4.1



INDIA FARMER

6-0 • Jr. • F • N. Myrtle Beach, S.C. • North Myrtle Beach
Major: Criminal Justice



Career Highlights

Two-time SEC Academic Honor Roll

2015-16

- Has seen time in four contests, including SEC opener against Arkansas (Jan. 3)
- Recorded a pair of blocked shots against UNCG (Nov. 15)

Career Highs

Pts 3, 2x, last vs. Alabama, 1/19/14
Rebs 3 vs. NC Central, 12/2/13
Blks 2 vs. UNCG, 11/15/15
Scls 1 at Florida, 1/19/15
Assts
Min 11 vs. NC Central, 12/2/13

2015-16 Highs

Pts
Rebs 1, 4x, last vs. Arkansas, 1/3
Blks 2 vs. UNCG, 11/15
Scls
Assts
Min 5, 2x, last vs. East Carolina, 12/20

SEC Career Highs

Pts 3, 2x, last vs. Alabama, 1/19/14
Rebs 1, 2x, last vs. Arkansas, 1/3/16
Blks
Scls 1 at Florida, 1/19/15
Assts
Min 4, 2x, last at Florida, 1/19/15

2015-16 Game-by-Game

Opponent	Date	GS	MIN	FG-A	3FG-A	FT-A	Reb	A	TO	B	S	TP
Ohio State	11/13					— DNP —						
UNCG	11/15		5	0-1	0-1	0-0	0-1-1	0	0	2	0	0
at Clemson	11/18					— DNP —						
at UCLA	11/22					— DNP —						
vs. Arizona State	11/27					— DNP —						
vs. CSUB	11/28					— DNP —						
vs. Hawaii	11/29					— DNP —						
Duke	12/6					— DNP —						
Winthrop	12/13		3	0-2	0-1	0-0	1-0-1	0	0	0	0	0
Hampton	12/16					— DNP —						
vs. East Carolina	12/20		5	0-1	0-1	0-0	0-1-1	0	0	0	0	0
Elon	12/22					— DNP —						
Arkansas	1/3		3	0-0	0-0	0-0	0-1-1	0	0	0	0	0
at Vanderbilt	1/7					— DNP —						
Missouri	1/10					— DNP —						
at Kentucky	1/14					— DNP —						
Texas A&M	1/17					— DNP —						
at Auburn	1/21					— DNP —						
at Miss. State	1/24					— DNP —						
Ole Miss	1/28					— DNP —						
at Texas A&M	1/31					— DNP —						

Career Stats at South Carolina

Year	GP	GS	Min	Avg	FG	FGA	Pct	3FG	FGA	Pct	FT	FTA	Pct	Off	Def	Tot	Avg	PF	FO	A	TO	Blk	Std	Pts	Avg
2013-14	18	0	48	2.7	2	7	.286	2	4	.500	0	0	—	2	4	6	0.3	4	0	0	1	1	0	6	0.3
2014-15	16	0	37	2.3	0	4	.000	0	2	.000	4	6	.667	5	3	8	0.5	1	0	0	1	0	1	4	0.3
2015-16	4	0	16	4.0	0	4	.000	0	3	.000	0	0	—	1	3	4	1.0	2	0	0	0	2	0	0	0.0
Career	38	0	101	2.7	2	15	.133	2	9	.222	4	6	.667	8	10	18	0.5	7	0	0	2	3	1	10	0.3



SARAH IMOVBIOH

6-2 • Sr. • F • Abuja, Nigeria • Virginia
Major: Criminal Justice (graduate program)



Career Highlights

2011 Parade All-America (HS)

2015-16

- Has played in every game, starting three
- Led the team in rebounding twice – UNCG, at Clemson
- Grabbed seven of her nine rebounds against Ole Miss (Jan. 28) on the offensive end, including five in 10 minutes of second-half action
- Controlled the glass early at #10/10 Mississippi State (Jan. 24), collecting six first-half rebounds and seven total boards in just nine minutes of action
- Was effective in her SEC debut against Arkansas (Jan. 3) with seven rebounds and nine points in just 17 minutes
- Grabbed seven of her 12 rebounds against East Carolina (Dec. 20) in the first half
- Great offensive work against Hampton (Dec. 16), finishing with career bests in points (19), field goals (6) and free throws (7) after playing a career-high 24 minutes
- Was second on team in rebounding at Rainbow Wahine Showdown (Nov. 27-29) with 5.7 per game, including 2.3 offensive per outing
- Grabbed six of eight total rebounds against #16/18 Arizona State (Nov. 27) in the first half, including all three offensive boards to help Gamecocks stay within one possession at halftime
- Started the second half at Clemson (Nov. 18), providing great energy on the glass and adding four points to the game-changing 19-5 third-quarter surge
- Posted first double-double of Gamecock career with 14 points and team-high 11 boards against UNCG (Nov. 15)
- Had great fourth quarter against #6/10 Ohio State, scoring the six of the first eight points in the period, including to putbacks, to hold off the charging Buckeyes

Miscellaneous

	Season	Career
Double-Double	1	1
10+ Points	2	2
10+ Rebounds	3	3
Tm-High Points	0	0
Tm-High Rebs.	2	2

Career Highs

Pts 19 vs. Hampton, 12/16/15
 Rebs.....12 vs. East Carolina, 12/20/15
 Blks 1, 3x, last at Kentucky, 1/14/16
 Stls.....2, 2x, last at Clemson, 11/18/15
 Assts2, 2x, last vs. Missouri, 1/10/16
 Min.....24 vs. Hampton, 12/16/15

SEC Career Highs

Pts9 vs. Arkansas, 1/3/16
 Rebs.....9 vs. Ole Miss, 1/28/16
 Blks 1, 2x, last at Kentucky, 1/14/16
 Stls.....1 at Auburn, 1/21/16
 Assts2 vs. Missouri, 1/10/16
 Min.....17, 4x, last vs. Ole Miss, 1/28/16

2015-16 Game-by-Game

Opponent	Date	GS	MIN	FG-A	3FG-A	FT-A	Reb	A	TO	B	S	TP
Ohio State	11/13	*	16	4-5	0-0	0-2	3-7-10	0	1	0	0	8
UNCG	11/15		21	5-7	0-0	4-6	5-6-11	0	0	0	2	14
at Clemson	11/18		19	3-4	0-0	3-8	4-2-6	0	0	0	2	9
at UCLA	11/22		8	0-0	0-0	0-0	3-1-4	0	0	0	1	0
vs. Arizona State	11/27		16	0-1	0-0	1-2	3-5-8	0	2	0	0	1
vs. CSUB	11/28		15	3-5	0-0	0-5	3-2-5	0	0	0	0	6
vs. Hawaii	11/29		13	1-2	0-0	1-1	1-3-4	0	1	0	0	3
Duke	12/6		3	0-0	0-0	0-0	0-0-0	0	1	0	0	0
Winthrop	12/13	*	22	3-3	0-0	1-1	1-3-4	1	1	1	0	7
Hampton	12/16	*	24	6-8	0-0	7-9	5-2-7	0	0	0	0	19
vs. East Carolina	12/20		18	1-5	0-0	2-3	4-8-12	2	0	0	0	4
Elon	12/22		16	1-2	0-0	0-0	2-1-3	0	1	0	1	2
Arkansas	1/3		17	4-7	0-0	1-2	4-3-7	0	3	0	0	9
at Vanderbilt	1/7		5	0-0	0-0	0-0	0-2-2	0	1	0	0	0
Missouri	1/10		17	2-2	0-0	0-0	0-2-2	2	2	1	0	4
at Kentucky	1/14		13	0-2	0-0	0-2	2-3-5	0	0	1	0	0
Texas A&M	1/17		3	0-2	0-0	0-0	1-0-1	0	1	0	0	0
at Auburn	1/21		17	1-1	0-0	0-2	1-1-2	0	0	0	1	2
at Miss. State	1/24		9	0-0	0-0	0-0	4-3-7	0	2	0	0	0
Ole Miss	1/28		17	3-5	0-0	1-3	7-2-9	0	2	0	0	7
at Texas A&M	1/31		1	0-0	0-0	0-0	1-0-1	0	0	0	0	1

Career Stats at South Carolina

Year	GP	GS	Min	Avg	FG	FGA	Pct	3FG	FGA	Pct	FT	FTA	Pct	Off	Def	Tot	Avg	PF	FO	A	TO	Blk	Stl	Pts	Avg
2015-16	21	3	290	13.8	37	61	.607	0	0	—	21	46	.457	54	56	110	5.2	31	0	5	18	3	7	95	4.5



#25

TIFFANY MITCHELL

5-9 • Sr. • G • Charlotte, N.C. • Providence Day
Major: Retail Management



Career Highlights

- Wooden Award Midseason Top 20
- USBWA Ann Meyers Drysdale Award Midseason Watch List
- Dawn Staley Award Midseason Watch List
- Naimsmith Early Season Watch List
- Senior CLASS Award candidate
- Preseason All-America (AP, Lindy's, Athlon, SI, ESPN)
- Preseason SEC Player of the Year (Coaches, Media)
- Two-time SEC Player of the Year (Coaches – 2014, 2015; AP - 2015)
- Two-time All-SEC First Team (Coaches – 2014, 2015; AP – 2014, 2015)
- 2015 All-America First Team (ESPN, AP, USBWA)
- 2015 Dawn Staley Award Finalist
- 2015 Naimsmith Finalist
- 2015 Wooden Award All-America Team/Finalist
- 2015 Wade Watch List
- 2015 Capital One Academic All-District 4
- 2015 NCAA Greensboro Region All-Tournament Team
- 2015 FIBA 3x3 World Championship Gold (USA)
- 2014 WBCA All-America
- 2014 All-America Third Team (AP, Full Court)
- 2014 Wooden Award Final Ballot, Wade Trophy Watch List, Dawn Staley Award Watch List
- 2014 WBCA All-Region 3
- 2014 SEC All-Defensive Team
- 2013 SEC All-Freshman Team

Miscellaneous

	Season	Career
Double-Double	0	4
20+ Points	3	16
10+ Points	20	95
10+ Rebounds	0	7
5+ Assists	3	14
5+ Steals	0	8
Tm-High Points	7	44
Tm-High Rebs.	0	10
Tm-High Assists	6	35

Career Highs

Pts	25 vs. Georgia, 2/27/14
Rebs	11, 5x, last at Arkansas, 1/2/14
Blks	3 at Arkansas, 2/19/15
Stls	7 vs. NC Central, 12/2/14
Assts	9 at San Diego State, 11/23/13
Min	40, 3x, last vs. Texas A&M, 1/17/16

2015-16

- Selected team captain for second-straight season
- In SEC play, ranks among league's top 10 in seven categories, including third in scoring (16.6 ppg), fourth in free throw percentage (.804), sixth in steals (2.1 spg) and eighth in assists (3.1 apg)
- Ranks eighth in the SEC in scoring overall, third in free throw percentage and ninth in 3-pointers made per game
- Has been team's top scorer seven times – at Clemson, at UCLA, vs. East Carolina, Elon, at Vandy, Mizzou, at Miss. St.
- Handed out team-high assists six times – Ohio State, Arkansas, at Vanderbilt, Missouri, at Auburn, at Miss. St.
- Scored 18 of her 20 points in the second half at #10/10 Texas A&M (Jan. 31), including seven during South Carolina's 13-2 fourth-quarter run that grabbed control of the game
- Willed the Gamecocks to victory at #10/10 Mississippi State (Jan. 24), scoring seven straight points to stretch a one-point lead to six with 2:34 to go and adding clutch free throws in final 10 seconds for second 20-point game
- Tallied nine second-half points at #9/9 Kentucky (Jan. 14), converting a key three-point play late in the third quarter to give South Carolina its first lead of the game
- Scored eight points of 10-2 third-quarter run after #20/- Missouri (Jan. 10) opened the period on a 12-4 surge en route to game-high 19 points
- Powered team to win at Vanderbilt (Jan. 7) with seven of her season-high 22 points during 10-3 third-quarter run that put

2015-16 Highs

Pts	22 at Vanderbilt, 1/7
Rebs	6 vs. Hampton, 12/16
Blks	1, 4x, last vs. Ole Miss, 1/28
Stls	4, 3x, last vs. Texas A&M, 1/17
Assts	5, 3x, last at Auburn, 1/21
Min	40 vs. Texas A&M, 1/17

2015-16 Game-by-Game

Opponent	Date	GS	MIN	FG-A	3FG-A	FTA	Reb	A	TO	B	S	TP
Ohio State	11/13	*	32	6-12	2-4	1-2	1-2-3	3	8	1	4	15
UNCG	11/15	*	23	3-11	2-7	2-2	0-2-2	5	1	0	2	10
at Clemson	11/18	*	25	6-12	4-7	2-4	3-2-5	0	1	0	4	18
at UCLA	11/22	*	34	5-12	1-5	6-6	2-3-5	2	6	0	1	17
vs. Arizona State	11/27	*	36	2-7	0-3	2-2	0-1-1	1	2	0	2	6
vs. CSUB	11/28	*	32	3-9	0-2	7-8	0-1-1	1	1	0	0	13
vs. Hawaii	11/29	*	29	5-10	2-5	2-2	1-1-2	2	3	0	0	14
Duke	12/6	*	35	3-13	1-5	5-6	2-2-4	2	3	1	0	12
Winthrop	12/13	*	22	4-8	3-6	1-2	1-4-5	3	4	0	1	12
Hampton	12/16	*	29	4-11	3-6	6-8	4-2-6	2	0	0	1	17
vs. East Carolina	12/20	*	24	5-9	1-3	7-8	0-1-1	3	1	0	2	18
Elon	12/22	*	34	7-15	3-6	1-1	2-2-4	2	1	1	1	18
Arkansas	1/3	*	26	4-9	2-5	2-3	0-3-3	4	3	0	2	12
at Vanderbilt	1/7	*	34	8-15	3-6	3-6	1-1-2	5	2	0	2	22
Missouri	1/10	*	31	5-12	1-5	8-9	0-2-2	2	2	0	3	19
at Kentucky	1/14	*	31	5-13	1-5	5-5	1-1-2	2	2	0	1	16
Texas A&M	1/17	*	40	4-13	1-5	2-5	2-2-4	2	3	0	4	11
at Auburn	1/21	*	24	4-10	1-3	4-4	1-0-1	5	1	0	3	13
at Miss. State	1/24	*	37	6-15	1-7	8-9	0-2-2	2	7	0	0	21
Ole Miss	1/28	*	26	6-11	3-6	0-0	1-3-4	4	2	1	1	15
at Texas A&M	1/31	*	38	7-17	1-6	5-5	3-1-4	2	3	0	3	20

team ahead for good, adding seven of fourth quarter's first eight points to hold off Commodores

- Had most efficient scoring game of the season vs. East Carolina (Dec. 20), hitting 5-of-9 field goals and 7-of-8 free throws on her way to a game-high 18 points
- Sparked Gamecock offense in second half against Hampton (Dec. 16), tallying nine points over the first four minutes of the half and finishing 4-of-4 from the field in the final 20 minutes
- Scored 10 of her 14 points at Hawaii (Nov. 28) in the first half on 4-of-7 shooting (.571), including the first five points of the second quarter
- Netted four of her 17 points at UCLA (Nov. 22) during 10-4 run over final 4:05 to deliver the win
- Looked sharp in win at Clemson (Nov. 18), shooting 50.0 percent from the field with a team-high 18 points, including four 3-pointers, and swiped four steals for second time in three games
- Scored 10 points in the first half against #6/10 Ohio State (Nov. 13)

SEC Career Highs

Pts	25 vs. Georgia, 2/27/14
Rebs	11, 2x, last at Arkansas, 1/2/14
Blks	3 at Arkansas, 2/19/15
Stls	6 at Auburn, 1/12/14
Assts	8, 2x, last vs. Ole Miss, 1/30/14
Min	40 vs. Texas A&M, 1/17/16

Career Stats at South Carolina

Year	GP	GS	Min	Avg	FG	FGA	Pct	3FG	FGA	Pct	FT	FIA	Pct	Off	Def	Tot	Avg	PF	FO	A	TO	Blk	Stl	Pts	Avg
2012-13	33	30	927	28.1	107	282	.379	22	60	.367	68	111	.613	60	109	169	5.1	64	1	43	82	4	44	304	9.2
2013-14	34	34	1066	31.4	165	335	.493	40	74	.541	157	198	.793	41	149	190	5.6	63	0	118	97	8	62	527	15.5
2014-15	37	37	1106	29.9	189	378	.500	57	137	.416	98	117	.838	28	87	115	3.1	64	1	106	82	11	65	533	14.4
2015-16	21	21	642	30.6	102	244	.418	36	107	.336	79	97	.814	25	38	63	3.0	39	0	54	56	4	37	319	15.2
Career	125	122	3741	29.9	563	1239	.454	155	378	.410	402	523	.769	154	383	537	4.3	230	2	321	317	27	208	1683	13.5



TINA ROY

5-11 • Sr. • G • Kaplan, La. • Kaplan
Major: Retail Management



Career Highlights

Two-time SEC Academic Honor Roll

2015-16

- Selected team captain
- Has played in every game, starting 10
- In league play, leads the SEC in 3-pointers per game (2.9) and is second in 3-point percentage (.448)
- Overall, ranks second in SEC in 3-point percentage and fifth in 3s made per game (2.1)
- Has led the team in scoring twice – at UCLA, vs. Arkansas
- Dished out a team-high assists six times – UNCG, at UCLA, vs. Arizona State, Missouri, at Kentucky, at Miss. St.
- Well-rounded effort against Ole Miss (Jan. 28) matching career high with three steals to go with nine points on three 3s and four assists
- Opened and closed 11-4 run at end of second quarter at #10/10 Mississippi State (Jan. 24) with 3-pointers and added a third to cap a 7-0 run that ended a 35-35 tie midway through the fourth quarter
- Helped spark an 18-0 run in the second quarter at Auburn (Jan. 21) with a pair of 3-pointers in a 2:00 span, the second of which gave team a lead it never relinquished
- Knocked down two of her four 3-pointers in a span of 97 seconds late in the third quarter at #9/9 Kentucky (Jan. 14) to help the Gamecocks stay within three of the lead
- Hit three of her four 3-pointers at Vanderbilt (Jan. 7) in the second half, including one at the end of the third quarter to put Gamecocks in front going into the fourth and another late in the fourth after Commodores pulled within three
- Buried back-to-back 3s as part of 20-2 run to open the second quarter against Arkansas (Jan. 3), finishing with career-best seven 3-pointers to tie the South Carolina record against an SEC opponent
- Went 3-of-3 from the behind the arc against Elon (Dec. 22), netting at least three 3s for the third time this season
- Matched her career high with five 3s at UCLA (Nov. 22), including one to open the fourth quarter to launch the Gamecocks' 23-17 final period to overcome a three-point deficit
- Hit a clutch 3 in the third quarter against #6/10 Ohio State (Nov. 13), tying the game as part of an 8-2 run to close the period

2015-16 Game-by-Game

Opponent	Date	GS	MIN	FG-A	3FG-A	FT-A	Reb	A	TO	B	S	TP
Ohio State	11/13	*	23	1-6	1-6	0-0	0-1-1	1	1	0	0	3
UNCG	11/15	*	19	3-8	3-8	0-0	0-0-0	6	0	0	0	9
at Clemson	11/18	*	22	1-6	1-6	0-0	0-1-1	1	0	0	1	3
at UCLA	11/22	*	37	6-14	5-11	0-0	0-3-3	4	2	0	0	17
vs. Arizona State	11/27	*	22	1-7	1-3	0-0	0-2-2	3	2	1	0	3
vs. CSUB	11/28	*	21	1-4	1-4	0-0	1-4-5	3	0	0	0	3
vs. Hawaii	11/29	*	9	0-1	0-1	0-0	0-0-0	2	0	0	1	0
Duke	12/6	*	16	1-3	1-2	0-0	0-1-1	2	1	0	1	3
Winthrop	12/13	*	11	1-6	1-6	0-0	0-0-0	3	0	0	0	3
Hampton	12/16		24	0-3	0-2	0-0	0-3-3	3	1	0	0	0
vs. East Carolina	12/20		12	1-5	1-4	0-0	1-2-3	0	2	0	0	3
Elon	12/22		11	3-3	3-3	0-0	0-0-0	1	0	0	0	9
Arkansas	1/3	*	29	7-13	7-12	0-0	0-1-1	3	0	0	1	21
at Vanderbilt	1/7		20	4-8	4-6	1-2	0-1-1	1	2	0	1	13
Missouri	1/10		16	1-5	1-5	0-3	0-2-2	2	2	0	0	3
at Kentucky	1/14		35	4-11	4-9	0-0	1-2-3	4	2	0	1	12
Texas A&M	1/17		13	0-3	0-3	0-0	0-2-2	1	0	0	0	0
at Auburn	1/21		20	4-7	4-7	0-0	0-0-0	2	0	0	0	12
at Miss. State	1/24		27	4-6	3-4	0-0	0-1-1	2	3	0	0	11
Ole Miss	1/28		20	3-9	3-9	0-0	0-0-0	4	1	0	3	9
at Texas A&M	1/31		18	0-3	0-3	1-2	0-1-1	1	2	0	1	1

Career Stats at South Carolina

Year	GP	GS	Min	Avg	FG	FGA	Pct	3FG	FGA	Pct	FT	FTA	Pct	Off	Def	Tot	Avg	PF	FO	A	TO	Blk	Stl	Pts	Avg
2011-12	34	0	383	11.3	53	181	.293	32	127	.252	10	22	.455	20	29	49	1.4	20	0	10	15	1	9	148	4.4
2012-13	— Did Not Play —																								
2013-14	34	1	553	16.3	44	146	.301	20	86	.233	14	23	.609	13	56	69	2.0	19	0	48	23	9	6	122	3.6
2014-15	36	0	568	15.8	59	152	.388	46	119	.387	2	5	.400	8	59	67	1.9	19	0	78	34	5	7	166	4.6
2015-16	21	10	425	20.2	46	131	.351	44	114	.386	2	7	.286	3	27	30	1.4	9	0	49	21	1	10	138	6.6
Career	125	11	1929	15.4	202	610	.331	142	446	.318	28	57	.491	44	171	215	1.7	67	0	185	93	16	32	574	4.6

Miscellaneous

	Season	Career
10+ Points	6	18
5+ Assists	0	5
Tim-High Points	2	4
Tim-High Assists	6	16

Career Highs

Pts21 vs. Arkansas, 1/3/16
Rebs 8 at Mississippi State, 2/6/14
Blks 2 at Mississippi State, 2/6/14
Stls3, 2x, last vs. Ole Miss, 1/28/16
Assts 10 vs. Savannah State, 12/14/14
Min 37 at UCLA, 11/22/15

2015-16 Highs

Pts 21 vs. Arkansas, 1/3
Rebs 5 vs. CSU Bakersfield, 11/28
Blks 1 vs. Arizona State, 11/27
Stls 3 vs. Ole Miss, 1/28
Assts 6 vs. UNCG, 11/15
Min 37 at UCLA, 11/22

SEC Career Highs

Pts21 vs. Arkansas, 1/3/16
Rebs 8 at Mississippi State, 2/6/14
Blks 2 at Mississippi State, 2/6/14
Stls 3 vs. Ole Miss, 1/28/16
Assts4, 5x, last vs. Ole Miss, 1/28/16
Min 35 at Kentucky, 1/14/16



KHADIJAH SESSIONS

5-8 • Sr. • G • Myrtle Beach, S.C. • Myrtle Beach
Major: Hotel, Restaurant, Tourism Management



Career Highlights

Three-time SEC Academic Honor Roll
2012 Parade All-America (HS)

2012 SCBA Class 4A Player of the Year

2015-16

- Selected team captain
- Has started every game
- Ranks sixth in SEC in steals in league play (2.1) and seventh overall (2.0)
- Has led the team in assists seven times – Ohio State, at Clemson, at Hawaii, Winthrop, Elon, Arkansas, Ole Miss – and handed out five or more assists three times this season
- Shooting 52.3 percent from the field in SEC play, including 7-of-15 from 3-point range, to average 7.9 points
- Finished in double figures at #10/10 Texas A&M (Jan. 31), capping off South Carolina's 10-0 fourth-quarter run with a layup in transition to give the Gamecocks a 60-54 lead midway through the period and hit a pair of free throws in the final minute to help seal the win
- Continued her clutch shooting with a pair of midrange jumpers in the final 2:34 at #10/10 Mississippi State (Jan. 24), including one with 30 seconds to go in a two-point game
- Managed the game at Auburn (Jan. 21) well and provided great ball pressure is help Tigers shoot just 12.5 percent in the second quarter
- Bounced back from early thigh contusion against #15/11 Texas A&M (Jan. 17) to swipe two of her four steals in the final 5:12 then sink the game-winning free throw with less than a second to play
- Scored five of her eight points against #9/9 Kentucky (Jan. 14) in the fourth quarter, scoring four points of a 6-0 run that brought Gamecocks within one late in the third quarter then knocking down a fourth-quarter 3-pointer as part of the 15-2 run that won the game
- Great ball pressure against #20/- Missouri (Jan. 10) helped harass Tigers into 20 turnovers
- Hit a pair of clutch fourth-quarter 3-pointers at Vanderbilt (Jan. 7), the first coming in a one-point game with 4:00 to play and the second after 'Dores drew within three inside 2:00 remaining
- Was critical to 20-2 run that opened second quarter against Arkansas (Jan. 3), making two key defensive plays and handing out assists on two of the three 3-pointers that launched the surge
- Served as a catalyst for the South Carolina offense against Winthrop (Dec. 13), dishing out six assists
- Matched career highs in steals (4) and minutes played (37) against #14/13 Duke (Dec. 6), picking up last two steals in final 5:03 to spark 15-5 run that turned one-point deficit into victory

2015-16 Game-by-Game

Opponent	Date	GS	MIN	FG-A	3FG-A	FTA	Reb	A	TO	B	S	TP
Ohio State	11/13	*	36	3-8	0-0	6-8	0-3-3	3	3	0	4	12
UNCG	11/15	*	18	1-2	0-0	0-0	0-1-1	4	0	0	2	2
at Clemson	11/18	*	19	0-1	0-1	0-0	0-2-2	5	1	0	1	0
at UCLA	11/22	*	23	0-1	0-1	0-0	1-4-5	1	4	0	0	0
vs. Arizona State	11/27	*	30	2-7	0-2	2-2	3-0-3	0	1	0	2	6
vs. CSUB	11/28	*	26	3-4	0-0	2-3	1-0-1	1	0	0	2	8
vs. Hawaii	11/29	*	21	4-5	1-2	2-2	1-3-4	4	1	0	4	11
Duke	12/6	*	37	2-4	0-1	1-6	2-3-5	1	1	0	4	5
Winthrop	12/13	*	15	2-3	0-1	0-0	0-1-1	6	1	0	1	4
Hampton	12/16	*	17	2-3	1-1	0-0	0-4-4	2	3	0	0	5
vs. East Carolina	12/20	*	22	1-5	0-2	3-4	0-2-2	3	2	0	1	5
Elon	12/22	*	24	2-4	1-2	1-2	1-1-2	4	1	0	2	6
Arkansas	1/3	*	25	3-4	1-1	0-0	1-2-3	4	1	1	3	7
at Vanderbilt	1/7	*	30	3-5	2-3	2-3	3-1-4	0	0	0	3	10
Missouri	1/10	*	23	2-6	1-2	4-4	0-0-0	1	0	0	1	9
at Kentucky	1/14	*	29	3-5	1-1	1-3	1-0-1	3	2	0	0	8
Texas A&M	1/17	*	34	3-5	0-2	2-4	0-2-2	2	2	0	4	8
at Auburn	1/21	*	26	1-1	1-1	2-2	0-3-3	1	3	0	3	5
at Miss. State	1/24	*	29	4-6	0-1	2-2	0-4-4	1	2	0	1	10
Ole Miss	1/28	*	25	1-4	0-2	2-4	1-1-2	5	0	0	1	4
at Texas A&M	1/31	*	39	3-8	1-2	3-5	0-2-2	3	2	1	3	10

- At Rainbow Wahine Showdown, averaged 8.3 points on 56.3 percent shooting (9-of-16) to go with eight steals
- Scored in double figures for second time this season with 11 at Hawaii (Nov. 29) all in the second half, including nine during a 17-6 run to close the third quarter after UH had closed within five points
- Grabbed three offensive rebounds against #16/18 Arizona State (Nov. 27)
- Swiped four steals against #6/10 Ohio State (Nov. 13) and applied pressure to the Buckeyes' defense early with strong drives to the basket

Miscellaneous

	Season	Career
10+ Points	5	25
5+ Assists	3	13
Tm-High Points	0	3
Tm-High Assists	7	29

Career Highs

Pts 19 vs. Auburn, 2/3/13
Rebs 6 vs. Clemson, 11/20/14
Blks 1, 10x, last at Texas A&M, 1/31/16
Stls 4, 14x, last vs. Texas A&M, 1/17/16
Assts 8 vs. NC Central, 12/1/14
Min 39 at Texas A&M, 1/31/16

2015-16 Highs

Pts 12 vs. Ohio State, 11/13
Rebs 5, 2x, last vs. Duke, 12/6
Blks 1, 2x, last at Texas A&M, 1/31
Stls 4, 4x, last vs. Texas A&M, 1/17
Assts 6 vs. Winthrop, 12/13
Min 39 at Texas A&M, 1/31

SEC Career Highs

Pts 19 vs. Auburn, 2/3/13
Rebs 5, 4x, last at Arkansas, 2/19/15
Blks 1, 4x, last at Texas A&M, 1/31/16
Stls 4, 6x, last vs. Texas A&M, 1/17/16
Assts 7 at Arkansas, 2/19/15
Min 39 at Texas A&M, 1/31/16

Career Stats at South Carolina

Year	GP	GS	Min	Avg	FG	FGA	Pct	3FG	FGA	Pct	FT	FTA	Pct	Off	Def	Tot	Avg	PF	FO	A	TO	Blk	Stl	Pts	Avg
2012-13	33	3	570	17.3	53	151	.351	13	54	.241	72	109	.661	22	24	46	1.4	43	0	36	49	3	21	191	5.8
2013-14	29	26	761	26.2	58	159	.365	18	59	.305	74	109	.679	9	38	47	1.6	60	0	77	45	1	28	208	7.2
2014-15	37	36	814	22.0	59	147	.401	20	64	.313	27	51	.529	26	63	89	2.4	63	0	105	49	4	68	165	4.5
2015-16	21	21	548	26.1	45	91	.495	10	28	.357	35	54	.648	15	39	54	2.6	49	1	54	30	2	42	135	6.4
Career	120	86	2693	22.4	215	548	.392	61	205	.298	208	317	.656	72	164	236	2.0	215	1	272	173	10	159	699	5.8



JATARIE #40 WHITE

6-4 • So. • F • Charlotte, N.C. • Providence Day
Major: Public Relations/Advertising



Career Highlights

2014 McDonald's All-America
2014 WBCA All-America

Charlotte Observer Player of the Year (2013, 2014)
North Carolina Miss Basketball (2013, 2014)

2015-16

- Has seen time in every game
- Led the team in rebounding once – at Clemson
- Played eight tough minutes at #10/10 Mississippi State (Jan. 24), recording a fourth-quarter steal
- Showed better poise inside at Auburn (Jan. 21) for nine points in SEC career-high tying 21 minutes
- Reached double figures for the second time this season against #20/- Missouri (Jan. 10), pouring in an SEC career-high 11 points
- Great offensive game against East Carolina (Dec. 20) with career-high 14 points on 5-of-8 shooting
- Scored all of her eight points against Hampton (Dec. 16) in the second half, shooting 3-of-5 from the field and grabbing five her seven rebounds in the final 20 minutes as well
- Notched career highs in rebounds (9) and blocks (4) in 18 minutes of action against Winthrop (Dec. 13)
- Played 19 minutes against #14/13 Duke (Dec. 6), finishing with five rebounds
- Grabbed five rebounds in just 11 minutes of action against CSU Bakersfield (Nov. 27)
- Started the second half at Clemson (Nov. 18) and was key part of 19-5 third-quarter run that broke open the game ... tied for team-high honors with six rebounds
- Great contributions against #6/10 Ohio State (Nov. 13), beyond the four points, three rebounds and two assists in the box score

Miscellaneous

	Season	Career
10+ Points	2	4
10+ Rebounds	0	0
Tm-High Points	0	0
Tm-High Rebs.	1	1

Career Highs

Pts14 vs. East Carolina, 12/20/15
Rebs9 vs. Winthrop, 12/13/15
Blks4 vs. Winthrop, 12/13/15
Stls2 vs. Syracuse, 3/22/15
Assts2, 4x, last at Clemson, 11/18/15
Min22 vs. San Diego St., 11/23/14

2015-16 Highs

Pts14 vs. East Carolina, 12/20
Rebs9 vs. Winthrop, 12/13
Blks4 vs. Winthrop, 12/13
Stls1, 5x, last vs. Ole Miss, 1/28
Assts2, 2x, last at Clemson, 11/18
Min21, 2x, last at Auburn, 1/21

SEC Career Highs

Pts11 v. Missouri, 1/10/16
Rebs7 at Georgia, 2/5/15
Blks2 at Georgia, 2/5/15
Stls1, 4x, last vs. Ole Miss, 1/28/16
Assts2 vs. LSU, 2/12/15
Min21, 2x, last at Auburn, 1/21/16

2015-16 Game-by-Game

Opponent	Date	GS	MIN	FG-A	3FG-A	FT-A	Reb	A	TO	B	S	TP
Ohio State	11/13	15	1-3	0-0	2-3	1-2-3	2	0	0	0	0	4
UNCG	11/15	13	2-4	0-0	1-2	0-3-3	1	0	1	0	0	5
at Clemson	11/18	18	1-4	0-0	1-2	4-2-6	2	0	1	0	0	3
at UCLA	11/22	12	0-2	0-0	2-2	0-2-2	0	0	0	0	0	2
vs. Arizona State	11/27	12	0-2	0-0	0-0	1-1-2	0	1	0	0	0	0
vs. CSUB	11/28	11	1-2	0-0	0-2	1-4-5	1	0	1	0	0	2
vs. Hawaii	11/29	14	0-2	0-0	0-0	0-2-2	1	1	0	0	0	0
Duke	12/6	19	0-3	0-0	0-0	1-4-5	1	2	0	1	0	0
Winthrop	12/13	18	2-2	0-0	0-0	1-8-9	1	0	4	1	0	4
Hampton	12/16	21	3-8	0-0	2-2	2-5-7	0	4	1	0	0	8
vs. East Carolina	12/20	19	5-8	0-1	4-6	1-3-4	0	0	0	0	0	14
Elon	12/22	14	1-7	0-0	0-0	0-2-2	0	0	0	0	0	2
Arkansas	1/3	18	0-5	0-0	1-2	2-3-5	1	1	0	0	0	1
at Vanderbilt	1/7	18	0-0	0-0	2-4	0-2-2	0	0	0	0	0	2
Missouri	1/10	18	3-5	0-1	5-6	3-1-4	0	1	0	1	11	
at Kentucky	1/14	7	0-1	0-0	0-0	2-3-5	0	2	1	0	0	0
Texas A&M	1/17	5	0-0	0-0	0-0	0-0-0	0	1	1	0	0	0
at Auburn	1/21	21	4-7	0-1	1-2	1-1-2	0	0	0	0	0	9
at Miss. State	1/24	8	0-0	0-0	0-0	0-0-0	0	1	0	1	0	0
Ole Miss	1/28	13	1-3	0-0	1-2	1-1-2	0	0	0	1	3	
at Texas A&M	1/31	2	0-0	0-0	0-0	0-0-0	0	0	0	0	0	0

Career Stats at South Carolina

Year	GP	GS	Min	Avg	FG	FGA	Pct	3FG	FGA	Pct	FT	FTA	Pct	Off	Def	Tot	Avg	PF	FO	A	TO	Blk	Stl	Pts	Avg
2014-15	20	0	184	9.2	20	49	.408	0	0	—	9	14	.643	16	28	44	2.2	20	0	7	14	5	7	49	2.5
2015-16	21	0	296	14.1	24	68	.353	0	3	.000	22	35	.629	21	49	70	3.3	38	0	10	14	10	5	70	3.3
Career	41	0	480	11.7	44	117	.376	0	3	.000	31	49	.633	37	77	114	2.8	58	0	17	28	15	12	119	2.9



A'JA WILSON

6-5 • So. • F • Hopkins, S.C. • Heathwood Hall
Major: Broadcasting



Career Highlights

Wooden Award Midseason Top 20 (2015-16)
USBWA Ann Meyers Drysdale Award Midseason Watch List
Naismith Early Season Watch List (2015-16)
2015 USA Basketball Female Athlete of the Year
2015 Rainbow Wahine Showdown Tournament MVP
Four-time SEC Player of the Week
Preseason All-America Second Team (Lindy's, SI, ESPN)
Preseason All-America Honorable Mention (AP)
Preseason All-SEC First Team (Media, Coaches)
2015 All-America Third Team (AP)
2015 All-America Honorable Mention (WBCA)

2015 WBCA All-Region 3
2015 SEC Freshman of the Year (Coaches, AP)
2015 All-SEC First Team (Coaches, AP)
2015 SEC All-Freshman Team
USBWA National Freshman of the Week (Dec. 1-7)
Five-time SEC Freshman of the Week
2014 National High School Player of the Year (WBCA, Naismith, Parade)
2014 McDonald's and Parade (HS) All-America
Three-time SCISA Player of the Year

Miscellaneous

	Season	Career
Double-Double	10	15
20+ Points	6	11
10+ Points	16	45
10+ Rebounds	11	16
5+ Blocks	4	5
Tm-High Points	10	25
Tm-High Rebs.	10	19

Career Highs

Pts 28 vs. Duke, 12/6/15
Rebs 19 at Kentucky, 3/1/15
Blks 8, 2x, last vs. Texas A&M, 1/17/16
Stls 3, 4x, last vs. C. Michigan, 12/20/14
Assts 4 vs. CSU Bakersfield, 11/28/15
Min 39 at Texas A&M, 1/31/16

2015-16 Highs

Pts 28 vs. Duke, 12/6
Rebs 14 vs. Ohio State, 11/13
Blks 8, 2x, last vs. Texas A&M, 1/17
Stls 2, 3x, last vs. Missouri, 1/10
Assts 4 vs. CSU Bakersfield, 11/28
Min 39 at Texas A&M, 1/31

SEC Career Highs

Pts 27 at Texas A&M, 1/31/16
Rebs 19 at Kentucky, 3/1/15
Blks 8, 2x, last vs. Texas A&M, 1/17/16
Stls 2, 2x, last vs. Missouri, 1/10/16
Assts 3, 2x, last vs. Alabama, 1/29/15
Min 39 at Texas A&M, 1/31/16

2015-16

- Leads team in scoring and is second in rebounding
- Ranks 25th in the nation in double-doubles and is ninth with an SEC-leading 3.2 blocked shots per game
- Among SEC's top five in field goal percentage (2nd), rebounding (3rd) and scoring (5th)
- Team's top scorer 10 times – Ohio St., UNCG, vs. Arizona St., vs. CSUB, at Hawaii, Duke, at Ky., Texas A&M, Ole Miss, at Texas A&M
- Team's top rebounder 10 times – Ohio St., vs. Arizona St., vs. CSUB, at Hawaii, Duke, Elon, Ark., at Ky., at Miss. St., at Texas A&M
- Carried offense early at #10/10 Texas A&M (Jan. 31), scoring 17 of team's 25 first-half points and all eight of its second-quarter points, adding a putback and key defensive boards late in the game
- Scored game's first six points and seven of first 11 of second half against Ole Miss (Jan. 28)
- Overcame tough shooting night at #10/10 Mississippi State (Jan. 24) to record two of her four blocks and two of her 11 rebounds in the final 2:08, including one of each in the final 13 seconds
- Delivered second-straight 26-point, eight-block game adding eight rebounds against #15/11 Texas A&M (Jan. 17), scoring team's first six points of second half to reclaim lead and adding five during 1:12 span of fourth quarter
- Powered win at #9/9 Kentucky on both sides of the ball with six of her career-high eight blocked shots coming in the second half, along with 15 of her game-high 26 points, including eight points of the 15-2 fourth-quarter run
- Nearly got her double-double in the first half alone against #20/- Missouri (Jan. 10) to go with career-high tying six blocks
- Scored five straight points in 8-0 third-quarter run to break 41-41 tie against Elon (Dec. 22)
- Personal 6-0 run in fourth quarter against ECU (Dec. 20) set up sixth double-double of the season

2015-16 Game-by-Game

Opponent	Date	GS	MIN	FG-A	3FG-A	FTA	Reb	A	TO	B	S	TP
Ohio State	11/13	*	21	8-18	0-0	4-4	5-9-14	0	0	2	0	20
UNCG	11/15	*	17	9-14	0-0	1-2	6-4-10	1	2	6	2	19
at Clemson	11/18	*	21	3-10	0-0	1-4	1-4-5	0	0	3	0	7
at UCLA	11/22	*	30	4-9	0-0	3-5	2-8-10	3	2	4	1	11
vs. Arizona State	11/27	*	28	8-11	0-0	2-2	2-9-11	1	6	1	2	18
vs. CSUB	11/28	*	31	10-14	0-0	6-9	2-6-8	4	0	4	0	26
vs. Hawaii	11/29	*	27	8-15	0-0	2-2	2-3-5	0	1	2	0	18
Duke	12/6	*	32	10-19	0-0	8-10	6-5-11	2	3	3	1	28
Winthrop												— DNP —
Hampton												— DNP —
vs. East Carolina	12/20	*	22	7-10	0-0	1-1	3-7-10	0	2	2	1	15
Elon	12/22	*	25	5-12	0-0	2-5	2-6-8	2	1	3	1	12
Arkansas	1/3	*	25	7-12	0-0	0-1	4-6-10	1	2	0	0	14
at Vanderbilt	1/7	*	24	1-3	0-0	2-4	0-6-6	2	1	0	0	4
Missouri	1/10	*	27	3-10	0-0	5-6	2-9-11	1	0	6	2	11
at Kentucky	1/14	*	32	11-16	0-0	4-9	6-7-13	2	2	8	1	26
Texas A&M	1/17	*	38	11-19	0-0	4-6	2-6-8	1	4	8	0	26
at Auburn	1/21	*	17	4-7	0-0	3-4	2-4-6	2	1	0	0	11
at Miss. State	1/24	*	26	3-11	0-0	0-2	2-9-11	1	2	4	0	6
Ole Miss	1/28	*	26	6-12	0-0	5-5	4-5-9	2	1	1	1	17
at Texas A&M	1/31	*	39	9-17	0-0	9-10	4-6-10	1	5	4	1	27

- Scored career-high 28 points against #14/13 Duke (Dec. 6), including 20 in the second half and 12 of the team's 16 in the third quarter* Named MVP of Rainbow Wahine Showdown, averaging 20.7 points on 65.0 percent shooting (26-of-40), 8.0 rebounds and 2.3 blocks, helping her to SEC co-Player of the Week honors as well (Nov. 24-30)
- Tallied 26 points against CSUB (Nov. 28), including 16 in second half to break open eight-point game at halftime
- Grabbed three of her fourth-quarter rebounds in the final seven seconds of a tie game, including two offensive, getting fouled on the final one and hitting the resulting two free throws with 0.6 seconds to deliver the win over #16/18 Arizona State (Nov. 27)
- Hit from the left block to launch a 10-4 run that broke a 58-58 tie with 3:50 left to play and put the Gamecocks up for good at UCLA (Nov. 22)
- Tied her career high with six blocks against UNCG (Nov. 15), while posting her second double-double in as many games (19 pts/10 rebs)
- Scored 12 of her team-high 20 points against #6/10 Ohio State (Nov. 13) in the fourth quarter, including six of the team's 10 points in the final 2:35 to deliver the win

Career Stats at South Carolina

Year	GP	GS	Min	Avg	FG	FGA	Pct	3FG	FGA	Pct	FT	FTA	Pct	Off	Def	Tot	Avg	PF	FO	A	TO	Blk	Stl	Pts	Avg
2014-15	37	1	734	19.8	177	329	.538	1	3	.333	131	198	.662	78	165	243	6.6	72	1	37	62	65	32	486	13.1
2015-16	19	19	508	26.7	127	239	.531	0	0	—	62	91	.681	57	119	176	9.3	44	1	26	35	61	13	316	16.6
Career	56	20	1242	22.2	304	568	.535	1	3	.333	193	289	.668	135	284	419	7.5	116	2	63	97	126	45	802	14.3



Official Basketball Box Score - Game Totals - Final Statistics
#6/10 Ohio State vs South Carolina
 11/13/15 7 p.m. at Columbia, S.C./Colonial Life Arena



#6/10 Ohio State 80 • 0-1

#	Player	Total			3-Ptr			Rebounds			PF	TP	A	TO	Blk	Stl	Min
		FG	FGA	FT	FTA	FG	FGA	FT	FTA	Off							
22	Alexa Hart	f	1-5	0-0	0-0	4	1	5	3	2	0	0	2	0	0	19	
32	Shayla Cooper	f	2-17	0-4	0-0	3	12	15	5	4	1	8	0	2	33		
03	Kelsey Mitchell	g	10-24	4-9	12-13	0	2	2	4	36	1	3	3	0	38		
13	Cait Craft	g	1-3	0-1	3-4	1	0	1	3	5	0	2	1	5	31		
14	Amethyst Alston	g	8-19	4-5	3-3	0	3	3	2	23	0	1	2	1	38		
12	Kianna Holland	g	2-4	1-3	0-0	0	0	0	3	5	0	0	0	0	8		
20	Asia Doss	g	1-2	1-1	0-0	0	0	0	1	3	1	1	0	1	5		
21	Lisa Blair	g	1-3	0-0	0-0	5	3	8	4	2	0	2	2	1	12		
24	Makayla Waterman	g	0-3	0-0	0-0	2	1	3	3	0	0	1	1	2	13		
34	Theresa Ekhelar	g	0-0	0-0	0-0	0	0	0	1	0	0	0	0	0	3		
Team						3	2	5									
Totals			26-80	10-23	18-20	18	24	42	29	80	3	18	10	13	200		

1st FG %:	8-21	38.1%	2nd:	8-18	44.4%	3rd:	6-23	26.1%	4th:	4-18	22.2%	Game:	26-80	32.5%	Rebounds	1,1
3FG %:	5-8	62.5%		2-3	66.7%		1-7	14.3%		10-23	43.5%					
FT %:	5-5	100.0%		3-3	100.0%		2-2	100.0%		8-10	80.0%		18-20	90.0%		

South Carolina 88 • 1-0

#	Player	Total			3-Ptr			Rebounds			PF	TP	A	TO	Blk	Stl	Min
		FG	FGA	FT	FTA	FG	FGA	FT	FTA	Off							
22	WILSON, A'ja	f	8-18	0-0	4-4	5	9	14	0	20	0	0	2	0	21		
24	IMOVBIQH, Sarah	f	4-5	0-0	0-2	3	7	10	3	8	0	1	0	0	16		
05	SESSIONS, Khadijah	g	3-8	0-0	6-8	0	3	3	4	12	3	3	0	4	36		
23	ROY, Tina	g	1-6	1-6	0-0	0	1	1	2	3	1	1	0	0	23		
25	MITCHELL, Tiffany	g	6-12	2-4	1-2	1	2	3	4	15	3	8	1	4	32		
00	COLLEY, Shay	g	0-0	0-0	0-0	0	0	0	3	0	0	1	0	0	6		
01	CUEVAS, Bianca	g	1-5	0-1	3-4	0	0	0	2	5	1	1	0	0	8		
03	DUCKETT, Kaydra	g	0-1	0-0	0-0	0	0	0	1	0	0	0	0	0	3		
31	DOZIER, Asia	g	1-2	0-0	2-2	0	0	0	0	4	1	2	0	0	12		
40	WHITE, Jatarie	g	1-3	0-0	2-3	1	2	3	0	4	2	0	0	0	15		
41	COATES, Alaina	g	6-9	0-0	5-10	4	9	13	1	17	0	3	3	1	28		
Team						2	2	4									
Totals			31-69	3-11	23-35	16	35	51	20	88	11	20	6	9	200		

1st FG %:	9-19	47.4%	2nd:	4-12	33.3%	3rd:	6-17	35.3%	4th:	12-21	57.1%	Game:	31-69	44.9%	Rebounds	9,2
3FG %:	1-3	33.3%		0-2	0.0%		2-4	50.0%		3-11	27.3%					
FT %:	11-14	78.6%		7-12	58.3%		5-7	71.4%		0-2	0.0%		23-35	65.7%		

Officials: Beverly Roberts, Mark Zentz, Kevin Pethel
 Technical fouls: #6/10 Ohio State-None. South Carolina-None.
 Attendance: 16815

Score by periods	1st	2nd	3rd	4th	Total
#6/10 Ohio State	26	21	15	18	80
South Carolina	30	15	19	24	88

Last FG - OSU 4th-02:35, SC 4th-00:08.
 Largest lead - OSU by 6 3rd-08:26, SC by 15 1st-03:56.
 OSU led for 08:14. SC led for 28:41. Game was tied for 03:05.
 Score tied - 6 times.
 Lead changed - 6 times.



Official Basketball Box Score - Game Totals - Final Statistics
UNCG vs South Carolina
 11/15/15 3 p.m. at Columbia, S.C./Colonial Life Arena



UNCG 44 • 1-1

#	Player	Total			3-Ptr			Rebounds			PF	TP	A	TO	Blk	Stl	Min
		FG	FGA	FT	FTA	FG	FGA	FT	FTA	Off							
15	Jade Scaife	f	2-5	0-0	0-1	0	2	2	3	4	0	2	1	1	26		
22	India Timpton	f	0-6	0-0	0-0	4	2	6	4	0	0	5	0	1	27		
44	Mariah Wilson	c	1-3	0-0	0-1	2	3	5	3	2	0	1	1	2	21		
03	Jazmine Missouri	g	2-5	1-2	2-2	1	1	2	0	7	1	3	0	0	21		
12	Lucy Mason	g	7-20	1-5	5-6	0	2	2	2	20	1	3	0	2	40		
00	Ashley Bearden	g	0-0	0-0	0-0	0	0	0	0	1	0	0	0	0	6		
01	Keli Foster	g	0-1	0-0	0-0	0	1	1	1	0	0	2	0	0	6		
10	Gena Penick	g	0-1	0-0	0-0	1	0	1	4	0	0	1	0	0	3		
14	Bailey Williams	g	0-1	0-1	1-2	0	0	0	1	1	2	3	0	0	10		
21	Medena Bartley	g	0-0	0-0	0-0	0	0	0	0	0	0	0	0	0	4		
23	Jayda Luckie	g	1-3	0-0	0-0	1	0	1	1	2	0	0	0	0	6		
25	Shanese Harris	g	3-17	1-5	1-2	3	3	6	1	8	0	1	0	0	30		
Team						3	7	10									
Totals			16-62	3-13	9-14	15	21	36	21	44	4	21	2	6	200		

1st FG %:	5-12	41.7%	2nd:	4-14	28.6%	3rd:	3-17	17.6%	4th:	4-19	21.1%	Game:	16-62	25.8%	Rebounds	4,2
3FG %:	2-3	66.7%		0-2	0.0%		1-4	25.0%		0-4	0.0%		3-13	23.1%		
FT %:	4-4	100.0%		1-3	33.3%		2-4	50.0%		2-3	66.7%		9-14	64.3%		

South Carolina 92 • 2-0

#	Player	Total			3-Ptr			Rebounds			PF	TP	A	TO	Blk	Stl	Min
		FG	FGA	FT	FTA	FG	FGA	FT	FTA	Off							
22	WILSON, A'ja	f	9-14	0-0	1-2	6	4	10	0	19	1	2	6	2	17		
41	COATES, Alaina	c	6-7	0-0	0-2	2	5	7	2	12	0	0	0	3	13		
05	SESSIONS, Khadijah	g	1-2	0-0	0-0	0	1	1	2	2	4	0	0	2	18		
23	ROY, Tina	g	3-8	3-8	0-0	0	0	0	0	9	6	0	0	0	19		
25	MITCHELL, Tiffany	g	3-11	2-7	2-2	0	2	2	2	10	5	1	0	2	23		
00	COLLEY, Shay	g	3-5	1-1	0-0	1	1	2	2	7	1	2	0	1	16		
01	CUEVAS, Bianca	g	2-4	1-3	6-8	0	2	1	1	11	1	3	0	2	19		
03	DUCKETT, Kaydra	g	0-0	0-0	0-0	0	0	1	1	0	0	1	1	0	3		
24	IMOVBIQH, Sarah	g	5-7	0-0	4-6	5	6	11	3	14	0	0	0	2	21		
31	DOZIER, Asia	g	1-4	1-4	0-0	0	2	2	2	3	6	0	0	0	26		
40	WHITE, Jatarie	g	2-4	0-0	1-2	0	3	3	0	5	1	0	1	0	13		
44	FARMER, India	g	0-1	0-1	0-0	0	1	1	0	0	0	0	2	0	5		
Team						1	4	5									
Totals			35-67	8-24	14-23	15	32	47	15	92	25	10	15	10	200		

1st FG %:	11-18	61.1%	2nd:	9-19	47.4%	3rd:	12-19	63.2%	4th:	3-11	27.3%	Game:	35-67	52.3%	Rebounds	3
3FG %:	4-7	57.1%		1-3	33.3%		3-8	37.5%		0-6	0.0%		8-24	33.3%		
FT %:	1-3	33.3%		7-11	63.6%		0-1	0.0%		6-8	75.0%		14-23	60.9%		

Officials: Scott Yarbrough, Troy Winders, Nick Marshall
 Technical fouls: UNCG-None. South Carolina-None.
 Attendance: 13607

Score by periods	1st	2nd	3rd	4th	Total
UNCG	16	9	9	10	44
South Carolina	27	26	27	12	92

Last FG - UNCG 4th-00:55, SC 4th-02:39.
 Largest lead - UNCG None, SC by 51 4th-03:32.
 UNCG led for 00:00. SC led for 39:22. Game was tied for 00:34.
 Score tied - 1 time.
 Lead changed - 0 times.



Official Basketball Box Score - Game Totals - Final Statistics
South Carolina vs Clemson
 11/18/15 7:00 PM at Clemson, S.C.



South Carolina 67 • 3-0

#	Player	Total			3-Ptr			Rebounds			PF	TP	A	TO	Blk	Stl	Min
		FG	FGA	FT	FTA	FG	FGA	FT	FTA	Off							
22	WILSON, A'ja	f	3-10	0-0	1-4	1	4	5	3	7	0	0	3	0	21		
41	COATES, Alaina	c	4-7	0-0	2-4	5	1	6	3	10	1	2	2	1	22		
05	SESSIONS, Khadijah	g	0-1	0-1	0-0	0	2	2	0	5	1	0	1	0	19		
23	ROY, Tina	g	1-6	1-6	0-0	0	1	1	1	3	1	0	0				



Official Basketball Box Score - Game Totals - Final Statistics
#16/18 Arizona State vs South Carolina
11/27/15 2:30pm HT at Honolulu, Oahu



#16/18 Arizona State 58 • 1-2

Table with columns: # Player, Total FG-FGA, 3-Ptr FG-FGA, FT-FTA, Rebounds (Off, Def, Tot), PF, TP, A TO Blk Stl, Min. Includes player stats for Brunner, Sophie, Moos, Kelsey, etc.

Summary statistics table for Arizona State game, including 1st-4th quarter percentages and game totals.

South Carolina 60 • 5-0

Table with columns: # Player, Total FG-FGA, 3-Ptr FG-FGA, FT-FTA, Rebounds (Off, Def, Tot), PF, TP, A TO Blk Stl, Min. Includes player stats for WILSON, A'ja, COATES, Alaina, etc.

Summary statistics table for South Carolina game, including 1st-4th quarter percentages and game totals.

Officials: Skelly Wingard, Victor Dunomes, Ethan Kahoano
Technical fouls: #16/18 Arizona State-None. South Carolina-None.
Attendance: 2020

Score by periods table for Arizona State vs South Carolina, showing 1st, 2nd, 3rd, 4th quarters and Total scores.

Points, In, Off, 2nd, Fast, Bench table for Arizona State vs South Carolina.

Last FG - ASU 4th-01:20, SC 4th-00:56.
Largest lead - ASU by 7 2nd-08:59, SC by 7 4th-07:08.
ASU led for 15:11. SC led for 13:08. Game was tied for 11:17.

Score tied - 10 times.
Lead changed - 11 times.



Official Basketball Box Score - Game Totals - Final Statistics
South Carolina vs CSU Bakersfield
11/28/15 1:30 p.m. at Honolulu, HI (Stan Sheriff Center)



South Carolina 90 • 6-0

Table with columns: # Player, Total FG-FGA, 3-Ptr FG-FGA, FT-FTA, Rebounds (Off, Def, Tot), PF, TP, A TO Blk Stl, Min. Includes player stats for WILSON, A'ja, COATES, Alaina, etc.

Summary statistics table for South Carolina vs CSU Bakersfield, including 1st-4th quarter percentages and game totals.

CSU Bakersfield 71 • 1-4

Table with columns: # Player, Total FG-FGA, 3-Ptr FG-FGA, FT-FTA, Rebounds (Off, Def, Tot), PF, TP, A TO Blk Stl, Min. Includes player stats for Shannon, Alyssa, Kleist, Keri, etc.

Summary statistics table for CSU Bakersfield game, including 1st-4th quarter percentages and game totals.

Officials: Jen Zylstra, Victor Dunomes, Tim Tamashiro
Technical fouls: South Carolina-None. CSU Bakersfield-None.
Attendance: 2152

Score by periods table for South Carolina vs CSU Bakersfield, showing 1st, 2nd, 3rd, 4th quarters and Total scores.

Points, In, Off, 2nd, Fast, Bench table for South Carolina vs CSU Bakersfield.

Last FG - SC 4th-00:02, CSUB 4th-03:03.
Largest lead - SC by 19 4th-01:01, CSUB None.
SC led for 39:49. CSUB led for 00:00. Game was tied for 00:11.

Score tied - 0 times.
Lead changed - 0 times.



Official Basketball Box Score - Game Totals - Final Statistics
South Carolina vs Hawaii
11/29/15 5:00 pm HT at Stan Sheriff Center



South Carolina 67 • 7-0, 0-0 SEC

Table with columns: # Player, Total FG-FGA, 3-Ptr FG-FGA, FT-FTA, Rebounds (Off, Def, Tot), PF, TP, A TO Blk Stl, Min. Includes player stats for WILSON, A'ja, COATES, Alaina, etc.

Summary statistics table for South Carolina vs Hawaii, including 1st-4th quarter percentages and game totals.

Hawaii 51 • 4-3, 0-0 BWC

Table with columns: # Player, Total FG-FGA, 3-Ptr FG-FGA, FT-FTA, Rebounds (Off, Def, Tot), PF, TP, A TO Blk Stl, Min. Includes player stats for Toeaina, Sarah, Karaitiana, Ashleigh, etc.

Summary statistics table for Hawaii game, including 1st-4th quarter percentages and game totals.

Officials: Skelly Wingard, Victor Dunomes, Mason Souza
Technical fouls: South Carolina-None. Hawaii-None.
Attendance: 2073

Score by periods table for South Carolina vs Hawaii, showing 1st, 2nd, 3rd, 4th quarters and Total scores.

Points, In, Off, 2nd, Fast, Bench table for South Carolina vs Hawaii.

Last FG - SC 4th-02:27, UH 4th-00:37.
Largest lead - SC by 18 4th-00:52, UH by 3 1st-05:45.
SC led for 33:18. UH led for 03:11. Game was tied for 03:08.

Score tied - 2 times.
Lead changed - 6 times.



Official Basketball Box Score - Game Totals - Final Statistics
#14/13 Duke vs #2/2 South Carolina
12/06/15 2 p.m. at Columbia, S.C./Colonial Life Arena



#14/13 Duke 55 • 7-2

Table with columns: # Player, Total FG-FGA, 3-Ptr FG-FGA, FT-FTA, Rebounds (Off, Def, Tot), PF, TP, A TO Blk Stl, Min. Includes player stats for Azura Stevens, Oderah Chidom, etc.

Summary statistics table for Duke vs South Carolina, including 1st-4th quarter percentages and game totals.

#2/2 South Carolina 66 • 8-0

Table with columns: # Player, Total FG-FGA, 3-Ptr FG-FGA, FT-FTA, Rebounds (Off, Def, Tot), PF, TP, A TO Blk Stl, Min. Includes player stats for WILSON, A'ja, COATES, Alaina, etc.

Summary statistics table for South Carolina vs Duke, including 1st-4th quarter percentages and game totals.

Officials: Lisa Mattingly, Sue Blauch, Felicia Grinter
Technical fouls: #14/13 Duke-Angela Salvadores; TEAM. #2/2 South Carolina-None.
Attendance: 16429

Score by periods table for Duke vs South Carolina, showing 1st, 2nd, 3rd, 4th quarters and Total scores.

Points, In, Off, 2nd, Fast, Bench table for Duke vs South Carolina.

Last FG - DU 4th-00:10, SC 4th-00:03.
Largest lead - DU by 5 3rd-04:02, SC by 12 4th-00:17.
DU led for 05:19. SC led for 24:54. Game was tied for 09:33.

Score tied - 12 times.
Lead changed - 4 times.



Official Basketball Box Score - Game Totals - Final Statistics
Winthrop vs #2/2 South Carolina
 12/13/15 2 p.m. at Columbia, S.C./Colonial Life Arena



Winthrop 37 • 2-7

#	Player	Total		3-Ptr		Rebounds			PF	TP	A	TO	Blk	Stl	Min
		FG-FGA	FG-FGA	FG-FGA	FT-FTA	Off	Def	Tot							
14	WHITAKER, Arianne	f	3-13	0-0	1-4	5	3	8	3	7	0	1	4	3	38
44	MBAMALU, Ezinne	f	3-11	0-0	1-4	4	3	7	3	7	0	2	0	1	30
01	KILPATRICK, Aliyah	g	1-11	0-2	0-0	2	3	5	4	2	1	2	0	1	36
02	BANKS, Jimechea	g	2-5	0-3	0-1	1	0	1	2	4	4	5	0	1	27
33	WILLIAMS, Erica	g	4-18	1-3	1-4	1	3	4	2	10	3	2	0	2	37
05	JACKSON, Nuba	g	3-6	0-1	1-2	0	2	2	2	7	1	2	0	1	26
15	JACKSON, Naima	g	0-0	0-0	0-0	0	0	0	0	0	0	0	0	0	6
Team						4	1	5							
Totals			16-64	1-9	4-15	17	15	32	16	37	9	14	4	9	200

1st - FG %: 3-20 15.0% 2nd: 3-9 33.3% 3rd: 6-18 33.3% 4th: 4-17 23.5% Game: 16-64 25.0% Deadball Rebounds 6,1
 3FG %: 0-4 0.0% 0-1 0.0% 2-2 100.0% 1-2 50.0% 1-9 11.1% 4-15 26.7%
 FT %: 1-2 50.0% 0-0 0.0% 2-7 28.6% 1-6 16.7%

#2/2 South Carolina 86 • 9-0

#	Player	Total		3-Ptr		Rebounds			PF	TP	A	TO	Blk	Stl	Min
		FG-FGA	FG-FGA	FG-FGA	FT-FTA	Off	Def	Tot							
24	IMOVBIQH, Sarah	f	3-3	0-0	1-1	1	3	4	0	7	1	1	1	0	22
41	COATES, Alaina	c	13-15	0-0	3-5	6	10	16	4	29	0	1	10	1	30
05	SESSIONS, Khadijah	g	2-3	0-1	0-0	0	1	1	2	4	6	1	0	1	15
23	ROY, Tina	g	1-6	1-6	0-0	0	0	0	0	3	3	0	0	0	11
25	MITCHELL, Tiffany	g	4-8	3-6	1-2	1	4	5	0	12	3	4	0	1	22
00	COLLEY, Shay	g	1-4	1-3	0-0	1	3	4	1	3	4	2	1	3	24
01	CUEVAS, Bianca	g	4-11	1-2	4-4	0	2	2	2	13	1	2	0	1	22
03	DUCKETT, Kaydra	g	1-4	0-1	0-0	0	2	2	1	2	3	0	0	1	15
31	DOZIER, Asia	g	3-4	3-4	0-0	0	2	2	0	9	3	2	0	1	18
40	WHITE, Jatarie	g	2-2	0-0	0-0	1	8	9	3	4	1	0	4	1	18
44	FARMER, India	g	0-2	0-1	0-0	1	0	1	0	0	0	0	0	0	3
Team						1	1	2							
Totals			34-62	9-24	9-12	12	36	48	13	86	25	13	16	10	200

1st - FG %: 10-14 71.4% 2nd: 8-14 57.1% 3rd: 7-18 38.9% 4th: 9-16 56.3% Game: 34-62 54.8% Deadball Rebounds 3
 3FG %: 4-7 57.1% 1-5 20.0% 3-9 33.3% 1-3 33.3% 9-24 37.5%
 FT %: 2-3 66.7% 3-4 75.0% 3-4 75.0% 0-1 0.0% 9-12 75.0%

Officials: Dee Kantner, Laura Morris, Chaney Muench
 Technical fouls: Winthrop-None. #2/2 South Carolina-None.
 Attendance: 13409

Score by periods	1st	2nd	3rd	4th	Total
Winthrop	7	6	14	10	37
#2/2 South Carolina	26	21	20	19	86

Points	In	Off	2nd	Fast	Bench
WU	Paint	T/O	Chance	Break	
SC	50	20	14	19	31

Last FG - WU 4th-00:47, SC 4th-00:56.
 Largest lead - WU None, SC by 52 4th-03:11.
 WU led for 00:00. SC led for 38:49. Game was tied for 01:11.

Score tied - 1 time.
 Lead changed - 0 times.



Official Basketball Box Score - Game Totals - Final Statistics
Hampton vs #2/2 South Carolina
 12/16/15 7 p.m. at Columbia, S.C./Colonial Life Arena



Hampton 48 • 1-8

#	Player	Total		3-Ptr		Rebounds			PF	TP	A	TO	Blk	Stl	Min
		FG-FGA	FG-FGA	FG-FGA	FT-FTA	Off	Def	Tot							
31	LUPOE, Kaylah	f	3-6	0-0	1-1	2	6	8	5	7	1	1	4	1	27
00	TATE-DeFRETAS, Malia	g	5-15	1-3	3-5	0	2	2	1	14	5	2	0	3	39
03	GILBEAUX, Georgianna	g	0-1	0-0	0-0	0	0	0	0	0	0	0	0	0	15
15	JORDAN, Ryan	g	4-12	1-3	0-0	1	3	4	5	9	1	3	1	2	24
33	GREEN, Chanel	g	1-7	1-2	0-0	0	0	0	3	3	3	3	0	3	39
01	JAMES, DeJanae	f	0-2	0-1	0-0	0	0	0	0	0	0	0	0	0	1
05	WILLIAMS, Natalie	g	0-0	0-0	0-0	0	0	0	0	0	0	0	0	0	1
10	WILLIS, K'Lynn	g	0-2	0-2	0-0	0	0	0	0	1	0	0	0	0	8
13	BOYD, Shaleise	g	1-1	0-0	0-0	0	0	0	0	2	0	0	0	0	3
21	SAYLE, Mikayla	g	1-2	0-0	1-2	2	1	3	3	3	0	0	0	0	10
24	DAVIS, Aereana	g	2-5	0-3	0-0	0	0	0	3	4	0	0	0	0	7
30	ROSE, Kristine	g	2-8	2-7	0-0	1	1	2	4	6	2	0	1	1	26
Team						0	0	0							
Totals			19-61	5-21	5-8	6	13	19	25	48	12	9	6	10	200

1st - FG %: 4-12 33.3% 2nd: 4-15 26.7% 3rd: 8-20 40.0% 4th: 3-14 21.4% Game: 19-61 31.1% Deadball Rebounds 2,1
 3FG %: 1-3 33.3% 1-4 25.0% 2-6 33.3% 1-8 12.5% 5-21 23.8%
 FT %: 0-0 0.0% 0-0 0.0% 2-2 100.0% 3-6 50.0%

#2/2 South Carolina 86 • 10-0

#	Player	Total		3-Ptr		Rebounds			PF	TP	A	TO	Blk	Stl	Min
		FG-FGA	FG-FGA	FG-FGA	FT-FTA	Off	Def	Tot							
24	IMOVBIQH, Sarah	f	6-8	0-0	7-9	5	2	7	1	19	0	0	0	0	22
31	DOZIER, Asia	f	2-6	0-2	2-2	1	1	2	0	6	5	1	0	2	24
41	COATES, Alaina	c	8-11	0-0	6-9	2	10	12	1	22	2	3	1	0	26
05	SESSIONS, Khadijah	g	2-3	1-1	0-0	4	2	5	2	5	2	3	0	0	17
25	MITCHELL, Tiffany	g	4-11	3-6	6-8	4	2	6	1	17	2	0	0	1	29
00	COLLEY, Shay	g	0-0	0-0	0-0	0	2	2	1	0	0	3	0	0	8
01	CUEVAS, Bianca	g	2-6	1-3	1-1	0	1	1	0	6	1	2	0	0	17
03	DUCKETT, Kaydra	g	1-2	1-2	0-0	1	1	2	3	3	2	0	0	0	12
23	ROY, Tina	g	0-3	0-2	0-0	0	3	3	0	3	0	1	0	0	24
40	WHITE, Jatarie	g	3-8	0-0	2-2	2	5	7	4	8	0	4	1	0	21
Team						3	3	6							
Totals			28-58	6-16	24-31	18	34	52	13	86	17	17	2	3	200

1st - FG %: 4-12 33.3% 2nd: 6-17 35.3% 3rd: 8-10 80.0% 4th: 10-15 66.7% Game: 28-58 48.3% Deadball Rebounds 5,3
 3FG %: 0-4 0.0% 1-4 25.0% 3-4 75.0% 2-4 50.0% 6-16 37.5%
 FT %: 6-7 85.7% 0-0 0.0% 10-16 62.5% 5-5 100.0%

Officials: Mark Zentz, Mary Day, Metta Roberts
 Technical fouls: Hampton-ROSE, Kristine. #2/2 South Carolina-None.
 Attendance: 12117

Score by periods	1st	2nd	3rd	4th	Total
Hampton	9	9	20	10	48
#2/2 South Carolina	14	16	29	27	86

Points	In	Off	2nd	Fast	Bench
HU	Paint	T/O	Chance	Break	
SC	22	18	1	10	15
SC	42	7	17	2	17

Last FG - HU 4th-05:19, SC 4th-00:26.
 Largest lead - HU None, SC by 38 4th-00:26.
 HU led for 00:00. SC led for 38:33. Game was tied for 01:27.

Score tied - 0 times.
 Lead changed - 0 times.



Official Basketball Box Score - Game Totals - Final Statistics
East Carolina vs #2/2 South Carolina
 12/20/15 1 p.m. at Myrtle Beach (SC) Convention Center



East Carolina 57 • 6-6

#	Player	Total		3-Ptr		Rebounds			PF	TP	A	TO	Blk	Stl	Min
		FG-FGA	FG-FGA	FG-FGA	FT-FTA	Off	Def	Tot							
23	PAYNE, Jada	f	3-11	2-6	6-6	3	3	6	1	14	0	2	1	1	39
24	TAYLOR, I'Tiana	f	8-18	0-0	0-1	4	3	7	3	16	1	1	1	1	24
55	LARAMIE, Marina	c	4-14	3-7	2-2	3	7	10	4	13	0	4	0	0	36
02	TOURE, Khadijah	g	1-9	0-4	2-2	0	3	3	3	4	3	3	0	0	26
04	GRAY, DeV Vaughn	g	0-3	0-3	0-0	0	1	1	2	0	0	0	0	0	14
01	FRAZIER, Alex	g	1-2	0-0	1-1	1	1	2	4	3	2	3	0	0	19
03	WOMBLE, Manesha	g	0-0	0-0	0-0	0	0	0	0	0	0	0	0	0	1
13	CSUTORAS, Fanni	g	2-8	1-3	0-0	0	1	1	4	5	1	0	0	0	28
40	HOLSTON, Gabrielle	g	0-4	0-0	2-2	0	2	2	5	2	0	0	1	1	13
Team						1	4	5							
Totals			19-69	6-23	13-14	12	25	37	26	57	7	13	3	3	200

1st - FG %: 5-16 31.3% 2nd: 3-15 20.0% 3rd: 9-21 42.9% 4th: 2-17 11.8% Game: 19-69 27.5% Deadball Rebounds 0
 3FG %: 1-7 14.3% 2-5 40.0% 2-6 33.3% 6-23 26.1% 1-5 20.0% 13-14 92.9%
 FT %: 4-4 100.0% 2-3 66.7% 4-4 100.0%



Official Basketball Box Score - Game Totals - Final Statistics
Arkansas vs #2/2 South Carolina
01/03/16 3 p.m. at Columbia, S.C./Colonial Life Arena



Arkansas 32 • 5-9 (0-1 SEC)

Table with columns: #, Player, Total (FG-FGA, 3-Ptr, FT-FTA), Rebounds (Off, Def, Tot), PF, TP, A TO Blk Stl, Min. Includes player stats for Jackson, Cooley, Monk, Cosper, Wolff, Swenson, Freeman, Brooks, Zimmerman, Danberry, West, and Team.

1st-FG %: 4-15 26.7% 2nd: 4-12 33.3% 3rd: 2-14 14.3% 4th: 3-13 23.1% Game: 13-54 24.1% Deadball Rebounds: 2,1

#2/2 South Carolina 85 • 13-0 (1-0 SEC)

Table with columns: #, Player, Total (FG-FGA, 3-Ptr, FT-FTA), Rebounds (Off, Def, Tot), PF, TP, A TO Blk Stl, Min. Includes player stats for Wilson, Coates, Sessions, Roy, Mitchell, Cuevas, Duckett, Imovbioh, White, Farmer, and Team.

1st-FG %: 4-18 22.2% 2nd: 14-19 73.7% 3rd: 11-18 61.1% 4th: 4-8 50.0% Game: 33-63 52.4% Deadball Rebounds: 2,2

Officials: Sue Blanch, Eric Brewton, Troy Winders
Technical fouls: Arkansas-None. #2/2 South Carolina-None.
Attendance: 13407

Score by periods table with columns: 1st, 2nd, 3rd, 4th, Total. Shows Arkansas 9, 7, 7, 7, 32 and #2/2 South Carolina 9, 35, 29, 12, 85.

Last FG - AR 4th-04:33, SC 4th-03:53.
Largest lead - AR by 2 1st-08:53, SC by 53 4th-00:38.
AR led for 02:05. SC led for 31:19. Game was tied for 06:36.

Score tied - 5 times.
Lead changed - 3 times.



Official Basketball Box Score - Game Totals - Final Statistics
#2/2 South Carolina vs Vanderbilt
01/07/16 8 p.m. at Nashville, Tenn. (Memorial Gym)



#2/2 South Carolina 71 • 14-0, 2-0

Table with columns: #, Player, Total (FG-FGA, 3-Ptr, FT-FTA), Rebounds (Off, Def, Tot), PF, TP, A TO Blk Stl, Min. Includes player stats for Wilson, Dozier, Coates, Sessions, Mitchell, Cuevas, Cliney, Roy, Imovbioh, White, and Team.

1st-FG %: 6-13 46.2% 2nd: 5-12 41.7% 3rd: 7-14 50.0% 4th: 7-11 63.6% Game: 25-50 50.0% Deadball Rebounds: 9,1

Vanderbilt 61 • 11-4, 0-2

Table with columns: #, Player, Total (FG-FGA, 3-Ptr, FT-FTA), Rebounds (Off, Def, Tot), PF, TP, A TO Blk Stl, Min. Includes player stats for Rayte'a Long, Rebekah Dahlman, Rachel Bell, Minta Spears, Christa Reed, Jasmine Jenkins, Marq'ues Webb, Morgan Batey, Kendall Shaw, and Team.

1st-FG %: 2-7 28.6% 2nd: 8-13 61.5% 3rd: 6-16 37.5% 4th: 6-17 35.3% Game: 22-53 41.5% Deadball Rebounds: 1

Officials: Beverly Roberts, Jesse Dickerson, Douglas Knight
Technical fouls: #2/2 South Carolina-None. Vanderbilt-None.
Attendance: 2547

Score by periods table with columns: 1st, 2nd, 3rd, 4th, Total. Shows #2/2 South Carolina 15, 16, 18, 22, 71 and Vanderbilt 10, 21, 15, 15, 61.

Last FG - SC 4th-00:55, VANDY 4th-02:22.
Largest lead - SC by 10 4th-00:24, VANDY by 6 3rd-07:31.
SC led for 25:49. VANDY led for 09:56. Game was tied for 04:08.

Score tied - 8 times.
Lead changed - 18 times.



Official Basketball Box Score - Game Totals - Final Statistics
#20/- Missouri vs #2/2 South Carolina
01/10/16 12 p.m. at Columbia, S.C./Colonial Life Arena



#20/- Missouri 58 • 14-2 (1-2 SEC)

Table with columns: #, Player, Total (FG-FGA, 3-Ptr, FT-FTA), Rebounds (Off, Def, Tot), PF, TP, A TO Blk Stl, Min. Includes player stats for Porter, Frericks, Cunningham, Cunnningham, Michaelis, Doty, Stock, Morgan, Porter, Stock, Hudyn, Shephard, McDowell, Robinson, and Team.

1st-FG %: 2-18 11.1% 2nd: 4-13 30.8% 3rd: 6-15 40.0% 4th: 6-12 50.0% Game: 18-58 31.0% Deadball Rebounds: 2,1

#2/2 South Carolina 83 • 15-0 (3-0 SEC)

Table with columns: #, Player, Total (FG-FGA, 3-Ptr, FT-FTA), Rebounds (Off, Def, Tot), PF, TP, A TO Blk Stl, Min. Includes player stats for Wilson, Coates, Sessions, Mitchell, Dozier, Cuevas, Cliney, Roy, Imovbioh, White, and Team.

1st-FG %: 4-13 30.8% 2nd: 6-17 35.3% 3rd: 7-15 46.7% 4th: 7-12 58.3% Game: 24-57 42.1% Deadball Rebounds: 7,1

Officials: Scott Yarbrough, Kevin Pethel, Pualani Spurlock
Technical fouls: #20/- Missouri-None. #2/2 South Carolina-None.
Attendance: 15934

Score by periods table with columns: 1st, 2nd, 3rd, 4th, Total. Shows #20/- Missouri 5, 12, 17, 24, 58 and #2/2 South Carolina 17, 18, 21, 27, 83.

Last FG - MU 4th-00:30, SC 4th-00:10.
Largest lead - MU None, SC by 25 4th-00:03.
MU led for 00:00. SC led for 39:00. Game was tied for 00:30.

Score tied - 0 times.
Lead changed - 0 times.



Official Basketball Box Score - Game Totals - Final Statistics
#2/2 South Carolina vs #9/9 Kentucky
01/14/16 7:01 PM at MEMORIAL COLISEUM, LEXINGTON, KY



#2/2 South Carolina 73 • 16-0, 4-0

Table with columns: #, Player, Total (FG-FGA, 3-Ptr, FT-FTA), Rebounds (Off, Def, Tot), PF, TP, A TO Blk Stl, Min. Includes player stats for Wilson, Dozier, Coates, Sessions, Mitchell, Cuevas, Cliney, Roy, Imovbioh, White, and Team.

1st-FG %: 3-16 18.8% 2nd: 7-17 41.2% 3rd: 9-13 69.2% 4th: 7-14 50.0% Game: 26-63 41.3% Deadball Rebounds: 4

#9/9 Kentucky 62 • 13-2, 2-2

Table with columns: #, Player, Total (FG-FGA, 3-Ptr, FT-FTA), Rebounds (Off, Def, Tot), PF, TP, A TO Blk Stl, Min. Includes player stats for Jennings, Akhator, Thompson, Morris, Epps, Camara, Murray, Rice, and Team.

1st-FG %: 6-18 33.3% 2nd: 7-15 46.7% 3rd: 7-17 41.2% 4th: 4-14 28.6% Game: 24-64 37.5% Deadball Rebounds: 3

Officials: TINA NAPIER, BOB TRAMMELL, ROY GULBEYAN
Technical fouls: #2/2 South Carolina-None. #9/9 Kentucky-None.
Attendance: 5527

Score by periods table with columns: 1st, 2nd, 3rd, 4th, Total. Shows #2/2 South Carolina 8, 20, 23, 22, 73 and #9/9 Kentucky 16, 16, 18, 12, 62.

Last FG - SC 4th-04:38, UK 4th-00:24.
Largest lead - SC by 15 4th-01:51, UK by 11 2nd-03:43.
SC led for 09:35. UK led for 28:45. Game was tied for 01:10.

Score tied - 2 times.
Lead changed - 5 times.



Official Basketball Box Score -- Game Totals -- Final Statistics
#15/11 Texas A&M vs #2/2 South Carolina
01/17/16 1:30 p.m. at Columbia, S.C./Colonial Life Arena



#15/11 Texas A&M 58 • 13-5 (3-2 SEC)

Box score table for Texas A&M vs South Carolina. Columns include Player, FG-FGA, 3-Ptr, FT-FTA, Rebounds, PF, TP, A TO Blk Stl, Min. Totals: 25-68, 3-7, 5-8, 17 26 43, 21 58, 12 15 7 10 200.

1st-FG %: 8-16 50.0% 2nd: 5-18 27.8% 3rd: 4-16 25.0% 4th: 8-18 44.4% Game: 25-68 36.8% Deadball Rebounds 1,1
3FG %: 1-1 100.0% 0-1 0.0% 1-2 50.0% 1-3 33.3% 3-7 42.9%
FT %: 0-1 0.0% 0-0 0.0% 2-3 66.7% 3-4 75.0% 5-8 62.5%

#2/2 South Carolina 59 • 17-0 (5-0 SEC)

Box score table for South Carolina vs Texas A&M. Columns include Player, FG-FGA, 3-Ptr, FT-FTA, Rebounds, PF, TP, A TO Blk Stl, Min. Totals: 23-54, 2-12, 11-19, 8 25 33, 14 59, 12 16 9 12 200.

1st-FG %: 7-15 46.7% 2nd: 5-14 35.7% 3rd: 5-14 35.7% 4th: 6-11 54.5% Game: 23-54 42.6% Deadball Rebounds 4,3
3FG %: 1-1 100.0% 0-5 0.0% 1-2 50.0% 1-2 50.0% 2-12 16.7%
FT %: 1-1 100.0% 0-0 0.0% 0-0 0.0% 10-18 55.6% 11-19 57.9%

Officials: Lisa Mattingly, Bryan Enterline, Brian Garland
Technical fouls: #15/11 Texas A&M-None. #2/2 South Carolina-None.
Attendance: 15406
Score by periods: 1st 2nd 3rd 4th Total
#15/11 Texas A&M 17 10 11 20 58
#2/2 South Carolina 16 10 10 23 59
Points In Off 2nd Fast
Paint T/O Chance Break Bench
TAMU 22 19 9 10 5
SC 42 24 8 10 9
Score tied - 4 times.
Lead changed - 19 times.



Official Basketball Box Score -- Game Totals -- Final Statistics
#2/2 South Carolina vs Auburn
01/21/16 6:00 pm at Auburn Arena -- Auburn, Ala.



#2/2 South Carolina 74 • 18-0, 6-0 SEC

Box score table for South Carolina vs Auburn. Columns include Player, FG-FGA, 3-Ptr, FT-FTA, Rebounds, PF, TP, A TO Blk Stl, Min. Totals: 27-52, 7-19, 13-20, 11 23 34, 15 74, 20 12 1 7 200.

1st-FG %: 5-13 38.5% 2nd: 7-14 50.0% 3rd: 7-12 58.3% 4th: 8-13 61.5% Game: 27-52 51.9% Deadball Rebounds 4
3FG %: 0-4 0.0% 2-3 66.7% 3-6 50.0% 2-6 33.3% 7-19 36.8%
FT %: 3-5 60.0% 4-7 57.1% 3-3 100.0% 3-5 60.0%

Auburn 58 • 12-7, 2-4 SEC

Box score table for Auburn vs South Carolina. Columns include Player, FG-FGA, 3-Ptr, FT-FTA, Rebounds, PF, TP, A TO Blk Stl, Min. Totals: 19-55, 9-27, 11-14, 13 17 30, 16 58, 14 13 1 7 200.

1st-FG %: 5-14 35.7% 2nd: 2-16 12.5% 3rd: 5-13 38.5% 4th: 7-12 58.3% Game: 19-55 34.5% Deadball Rebounds 3
3FG %: 3-8 37.5% 1-9 11.1% 2-4 50.0% 3-6 50.0% 9-27 33.3%
FT %: 2-2 100.0% 0-0 0.0% 4-6 66.7% 5-6 83.3% 11-14 78.6%

Officials: Beverly Roberts, Laura Morris, Eric Brewton
Technical fouls: #2/2 South Carolina-None. Auburn-None.
Attendance: 2419
Score by periods: 1st 2nd 3rd 4th Total
#2/2 South Carolina 13 20 20 21 74
Auburn 15 5 16 22 58
Points In Off 2nd Fast
Paint T/O Chance Break Bench
SC 36 16 9 8 27
AU 16 15 14 4 14
Score tied - 2 times.
Lead changed - 2 times.



Official Basketball Box Score -- Game Totals -- Final Statistics
#2/2 South Carolina vs #10/10 Mississippi State
01/24/16 4:01 p.m. at Starkville, Miss. (Humphrey Coliseum)



#2/2 South Carolina 57 • 19-0 (7-0 SEC)

Box score table for South Carolina vs Mississippi State. Columns include Player, FG-FGA, 3-Ptr, FT-FTA, Rebounds, PF, TP, A TO Blk Stl, Min. Totals: 19-44, 4-13, 15-23, 9 31 40, 21 57, 9 21 6 5 200.

1st-FG %: 2-11 18.2% 2nd: 5-9 55.6% 3rd: 5-14 35.7% 4th: 7-10 70.0% Game: 19-44 43.2% Deadball Rebounds 5
3FG %: 1-3 33.3% 2-4 50.0% 0-5 0.0% 1-1 100.0% 4-13 30.8%
FT %: 2-2 100.0% 3-8 37.5% 2-2 100.0% 8-11 72.7% 15-23 65.2%

#10/10 Mississippi State 51 • 17-4 (4-3 SEC)

Box score table for Mississippi State vs South Carolina. Columns include Player, FG-FGA, 3-Ptr, FT-FTA, Rebounds, PF, TP, A TO Blk Stl, Min. Totals: 16-59, 3-13, 16-17, 12 19 31, 21 51, 9 13 2 5 200.

1st-FG %: 4-17 23.5% 2nd: 5-14 35.7% 3rd: 1-12 8.3% 4th: 5-16 31.3% Game: 16-59 27.1% Deadball Rebounds 1
3FG %: 0-4 0.0% 0-3 0.0% 1-3 33.3% 3-9 33.3% 3-9 33.3%
FT %: 0-0 0.0% 2-2 100.0% 5-6 83.3% 9-9 100.0% 16-17 94.1%

Officials: Dee Kantner, Michael McConnell, Kevin Pethel
Technical fouls: #2/2 South Carolina-None. #10/10 Mississippi State-None.
Attendance: 10626
Score by periods: 1st 2nd 3rd 4th Total
#2/2 South Carolina 7 15 12 23 57
#10/10 Mississippi State 8 12 10 21 51
Points In Off 2nd Fast
Paint T/O Chance Break Bench
SC 28 4 6 14 12
MS 10 13 4 6 5
Score tied - 4 times.
Lead changed - 5 times.



Official Basketball Box Score -- Game Totals -- Final Statistics
Ole Miss vs #2/2 South Carolina
01/28/16 7 p.m. at Colonial Life Arena/Columbia, S.C.



Ole Miss 62 • 10-10 (2-5 SEC)

Box score table for Ole Miss vs South Carolina. Columns include Player, FG-FGA, 3-Ptr, FT-FTA, Rebounds, PF, TP, A TO Blk Stl, Min. Totals: 26-54, 3-19, 7-13, 7 21 28, 21 62, 14 14 3 8 200.

1st-FG %: 5-10 50.0% 2nd: 5-15 33.3% 3rd: 7-14 50.0% 4th: 9-15 60.0% Game: 26-54 48.1% Deadball Rebounds 3,1
3FG %: 1-5 20.0% 1-6 16.7% 1-5 20.0% 0-3 0.0% 3-19 15.8%
FT %: 0-2 0.0% 4-6 66.7% 0-0 0.0% 3-5 60.0%

#2/2 South Carolina 81 • 20-0 (8-0 SEC)

Box score table for South Carolina vs Ole Miss. Columns include Player, FG-FGA, 3-Ptr, FT-FTA, Rebounds, PF, TP, A TO Blk Stl, Min. Totals: 31-68, 7-23, 12-24, 22 23 45, 11 81, 24 11 3 9 200.

1st-FG %: 9-21 42.9% 2nd: 6-13 46.2% 3rd: 9-16 56.3% 4th: 7-18 38.9% Game: 31-68 45.6% Deadball Rebounds 1
3FG %: 3-7 42.9% 1-3 33.3% 2-5 40.0% 1-8 12.5% 7-23 30.4%
FT %: 3-4 75.0% 3-9 33.3% 3-3 100.0% 3-8 37.5%

Officials: Bob Trammell, Denise Brooks, Douglas Knight
Technical fouls: Ole Miss-None. #2/2 South Carolina-None.
Attendance: 14313
Score by periods: 1st 2nd 3rd 4th Total
Ole Miss 11 15 15 21 62
#2/2 South Carolina 24 16 23 18 81
Points In Off 2nd Fast
Paint T/O Chance Break Bench
OM 34 8 7 8 24
SC 46 18 17 15 29
Score tied - 0 times.
Lead changed - 0 times.



Official Basketball Box Score -- Game Totals -- Final Statistics
#2/2 South Carolina vs #10/10 Texas A&M
 01/31/16 5 p.m. at College Station, Texas (Reed Arena)



#2/2 South Carolina 70 • 21-0, 9-0 SEC

##	Player	Total			3-Ptr			Rebounds			PF	TP	A	TO	Blk	Stl	Min
		FG-FGA	FG-FGA	FT-FTA	FG-FGA	FG-FGA	FT-FTA	Off	Def	Tot							
05	SESSIONS, Khadijah *	3-8	1-2	3-5	0	2	2	2	10	3	2	1	3			39	
22	WILSON, A'ja *	9-17	0-0	9-10	4	6	10	2	27	1	5	4	1			39	
25	MITCHELL, Tiffany *	7-17	1-6	5-5	3	1	4	4	20	2	3	0	3			38	
31	DOZIER, Asia *	0-0	0-0	0-0	0	1	1	3	0	1	3	0	0			22	
41	COATES, Alaina *	5-8	0-0	2-3	2	8	10	2	12	6	1	0	1			38	
01	CUEVAS, Bianca	0-0	0-0	0-0	0	0	0	1	0	0	0	0	0			3	
04	CLINEY, Doniyah	0-0	0-0	0-0	0	0	0	0	0	0	0	0	0			0+	
23	ROY, Tina	0-3	0-3	1-2	0	1	1	0	1	1	2	0	1			18	
24	IMOVBIQH, Sarah	0-0	0-0	0-0	1	0	1	1	0	0	0	0	0			1	
40	WHITE, Jatarie	0-0	0-0	0-0	0	0	0	1	0	0	0	0	0			2	
Team					4	1	5										
Totals		24-53	2-11	20-25	14	20	34	16	70	14	16	5	9			200	

1st - FG %: 6-17 35.3% 2nd: 3-11 27.3% 3rd: 9-15 60.0% 4th: 6-10 60.0% Game: 24-53 45.3% Deadball Rebounds: 3
 3FG %: 1-4 25.0% 0-4 0.0% 0-1 0.0% 1-2 50.0% 2-11 18.2%
 FT %: 4-6 66.7% 2-2 100.0% 7-9 77.8% 7-8 87.5% 20-25 80.0%

#10/10 Texas A&M 63 • 15-6, 5-3 SEC

##	Player	Total			3-Ptr			Rebounds			PF	TP	A	TO	Blk	Stl	Min
		FG-FGA	FG-FGA	FT-FTA	FG-FGA	FG-FGA	FT-FTA	Off	Def	Tot							
00	Khaalia Hillsman *	0-0	0-0	2-2	1	0	1	4	2	0	0	3	0			18	
01	Courtney Williams *	6-20	1-4	0-0	1	5	6	4	13	5	6	0	2			34	
05	Anriel Howard *	2-3	0-0	0-0	1	0	1	2	4	0	1	0	1			12	
24	Jordan Jones *	4-11	2-6	1-1	0	2	2	3	11	9	5	0	1			37	
33	Courtney Walker *	10-17	0-1	3-3	3	4	7	2	23	1	3	0	1			40	
11	Curtyce Knox	0-1	0-1	0-0	0	0	0	0	0	0	0	0	0			3	
12	Danni Williams	0-0	0-0	0-0	0	0	0	1	0	0	0	0	0			0+	
13	Chelsea Jennings	3-6	0-0	0-0	1	2	3	2	6	0	0	3	1			28	
21	Jasmine Lumpkin	0-1	0-0	0-0	0	1	1	1	0	0	1	0	0			4	
23	Rachel Mitchell	2-3	0-0	0-0	1	3	4	2	4	1	1	0	0			24	
Team					5	0	5										
Totals		27-62	3-12	6-6	13	17	30	21	63	16	17	6	6			200	

1st - FG %: 5-13 38.5% 2nd: 8-15 53.3% 3rd: 7-14 50.0% 4th: 7-20 35.0% Game: 27-62 43.5% Deadball Rebounds: 2
 3FG %: 0-3 0.0% 0-1 0.0% 1-1 100.0% 2-7 28.6% 3-12 25.0%
 FT %: 2-2 100.0% 3-3 100.0% 1-1 100.0% 0-0 0.0% 6-6 100.0%

Officials: Dee Kantner, Beverly Roberts, Brian Hall
 Technical fouls: #2/2 South Carolina-None. #10/10 Texas A&M-None.
 Attendance: 8511

Score by periods	1st	2nd	3rd	4th	Total	In	Off	2nd	Fast	Bench
#2/2 South Carolina	17	8	25	20	70	Points	Paint	T/O	Chance	Break
#10/10 Texas A&M	12	19	16	16	63	SC	40	22	14	10
						TAM	24	15	16	17

Last FG - SC 4th-01:22, TAM 4th-00:37. Score tied - 7 times.
 Largest lead - SC by 7 1st-02:29, TAM by 10 2nd-05:04. Lead changed - 9 times.
 SC led for 21:47, TAM led for 13:28. Game was tied for 03:47.



2015-16 South Carolina Basketball
#2/2 South Carolina Season Schedule/Results & Leaders (as of Jan 31, 2016)
All games



RECORD:	OVERALL	HOME	AWAY	NEUTRAL
ALL GAMES	21-0	10-0	8-0	3-0
CONFERENCE	9-0	4-0	5-0	0-0
NON-CONFERENCE	12-0	6-0	3-0	3-0

Date	Opponent	Score	Att. High Points	High Rebounds
11/13/15	#6/10 OHIO STATE	w 88-80	16815 (20)WILSON, A'ja	(14)WILSON, A'ja
11/15/15	UNCG	w 92-44	13607 (19)WILSON, A'ja	(11)IMOVBIQH, Sarah
11/18/15	at Clemson	w 67-41	1030 (18)MITCHELL, Tiffany	(6)COATES, Alaina (6)IMOVBIQH, Sarah
11/22/15	at UCLA	w 68-65	2018 (17)ROY, Tina (17)MITCHELL, Tiffany	(6)WHITE, Jatarie (12)COATES, Alaina
11/27/15	@vs #16/18 Arizona State	w 60-58	2020 (18)CUEVAS, Bianca (18)WILSON, A'ja	(11)WILSON, A'ja
11/28/15	@vs CSU Bakersfield	w 90-71	2152 (26)WILSON, A'ja	(8)WILSON, A'ja
11/29/15	@at Hawaii	w 67-51	2073 (18)WILSON, A'ja	(5)WILSON, A'ja
12/06/15	#14/13 DUKE	w 66-55	16429 (28)WILSON, A'ja	(11)WILSON, A'ja
12/13/15	WINTHROP	w 86-37	13409 (29)COATES, Alaina	(16)COATES, Alaina
12/16/15	HAMPTON	w 86-48	12117 (22)COATES, Alaina	(12)COATES, Alaina
12/20/15	<vs East Carolina	w 88-57	(18)MITCHELL, Tiffany	(15)COATES, Alaina
12/22/15	ELON	w 78-63	13670 (18)MITCHELL, Tiffany	(8)WILSON, A'ja (8)COATES, Alaina
01/03/16	*ARKANSAS	w 85-32	13407 (21)ROY, Tina	(10)WILSON, A'ja (10)COATES, Alaina
01/07/16	*at Vanderbilt	w 71-61	2547 (22)MITCHELL, Tiffany	(10)COATES, Alaina
01/10/16	*#20/- MISSOURI	w 83-58	15934 (19)MITCHELL, Tiffany	(12)COATES, Alaina
01/14/16	*at #9/9 Kentucky	w 73-62	5527 (26)WILSON, A'ja	(13)WILSON, A'ja
01/17/16	*#15/11 TEXAS A&M	w 59-58	15406 (26)WILSON, A'ja	(11)COATES, Alaina
01/21/16	*at Auburn	w 74-58	2419 (17)COATES, Alaina	(10)COATES, Alaina
01/24/16	*at #10/10 Mississippi State	w 57-51	10626 (21)MITCHELL, Tiffany	(11)WILSON, A'ja (11)COATES, Alaina
01/28/16	*OLE MISS	w 81-62	14313 (17)WILSON, A'ja	(14)COATES, Alaina
01/31/16	*at #10/10 Texas A&M	w 70-63	8511 (27)WILSON, A'ja	(10)WILSON, A'ja (10)COATES, Alaina

* = Conference game

@ = Rainbow Wahine Showdown (Honolulu, Hawaii)

< = Carolinas Challenge (Myrtle Beach, S.C.)

Attendance Summary	Games	Attend	Avg/Game
Home	10	145107	14511
Away	8	34751	4344
Neutral	3	4172	1391
Total	21	184030	8763



2015-16 South Carolina Basketball
#2/2 South Carolina Points-Rebounds-Assists (as of Jan 31, 2016)
All games



Opponent	Date	Score	01		04		05		22		23		24		25	
			CUEVAS,BIA	CLINEY,DON	SESSIONS,K	WILSON,A'J	ROY,TINA	IMOVBIQH,S	MITCHELL,T							
#6/10 OHIO STATE	11/13/15	88-80	w	5-0-1	DNP	12-3-3	20-14-0	3-1-1	8-10-0	15-3-3						
UNCG	11/15/15	92-44	w	11-2-1	DNP	2-1-4	19-10-1	9-0-6	14-11-0	10-2-5						
at Clemson	11/18/15	67-41	w	4-1-2	DNP	0-2-5	7-5-0	3-1-1	9-6-0	18-5-0						
at UCLA	11/22/15	68-65	w	7-2-2	DNP	0-5-1	11-10-3	17-3-4	0-4-0	17-5-2						
vs #16/18 Arizona State	11/27/15	60-58	w	18-2-0	DNP	6-3-0	18-11-1	3-2-3	1-8-0	6-1-1						
vs CSU Bakersfield	11/28/15	90-71	w	20-4-6	DNP	8-1-1	26-8-4	3-5-3	6-5-0	13-1-1						
at Hawaii	11/29/15	67-51	w	13-4-0	DNP	11-4-4	18-5-0	0-0-2	3-4-0	14-2-2						
#14/13 DUKE	12/06/15	66-55	w	2-4-2	DNP	5-5-1	28-11-2	3-1-2	0-0-0	12-4-2						
WINTHROP	12/13/15	86-37	w	13-2-1	DNP	4-1-6	DNP	3-0-3	7-4-1	12-5-3						
HAMPTON	12/16/15	86-48	w	6-1-1	DNP	5-4-2	DNP	0-3-3	19-7-0	17-6-2						
vs East Carolina	12/20/15	88-57	w	4-1-1	DNP	5-2-3	15-10-0	3-3-0	4-12-2	18-1-3						
ELON	12/22/15	78-63	w	2-1-2	DNP	6-2-4	12-8-2	9-0-1	2-3-0	18-4-2						
ARKANSAS	01/03/16	85-32	w	10-2-3	DNP	7-3-4	14-10-1	21-1-3	9-7-0	12-3-4						
at Vanderbilt	01/07/16	71-61	w	4-1-2	2-0-0	10-4-0	4-6-2	13-1-1	0-2-0	22-2-5						
#20/- MISSOURI	01/10/16	83-58	w	6-0-1	5-1-0	9-0-1	11-11-1	3-2-2	4-2-2	19-2-2						
at #9/9 Kentucky	01/14/16	73-62	w	2-0-1	0-0-0	8-1-3	26-13-2	12-3-4	0-5-0	16-2-2						
#15/11 TEXAS A&M	01/17/16	59-58	w	9-3-2	DNP	8-2-2	26-8-1	0-2-1	0-1-0	11-4-2						
at Auburn	01/21/16	74-58	w	1-2-2	3-2-3	5-3-1	11-6-2	12-0-2	2-2-0	13-1-5						
at #10/10 Mississippi S	01/24/16	57-51	w	0-0-1	1-0-0	10-4-1	6-11-1	11-1-2	0-7-0	21-2-2						
OLE MISS	01/28/16	81-62	w	6-0-1	4-3-1	4-2-5	17-9-2	9-0-4	7-9-0	15-4-4						
at #10/10 Texas A&M	01/31/16	70-63	w	0-0-0	0-0-0	10-2-3	27-10-1	1-1-1	0-1-0	20-4-2						

Opponent	Date	Score	31		40		41		44	
			DOZIER,ASI	WHITE,JATA	COATES,ALA	FARMER,IND				
#6/10 OHIO STATE	11/13/15	88-80	w	4-0-1	4-3-2	17-13-0	DNP			
UNCG	11/15/15	92-44	w	3-2-6	5-3-1	12-7-0	0-1-0			
at Clemson	11/18/15	67-41	w	8-1-0	3-6-2	10-6-1	DNP			
at UCLA	11/22/15	68-65	w	0-0-0	2-2-0	12-12-0	DNP			
vs #16/18 Arizona State	11/27/15	60-58	w	2-1-0	0-2-0	6-7-1	DNP			
vs CSU Bakersfield	11/28/15	90-71	w	0-0-0	2-5-1	6-4-0	DNP			
at Hawaii	11/29/15	67-51	w	3-0-3	0-2-1	3-1-0	DNP			
#14/13 DUKE	12/06/15	66-55	w	0-2-3	0-5-1	16-7-0	DNP			
WINTHROP	12/13/15	86-37	w	9-2-3	4-9-1	29-16-0	0-1-0			
HAMPTON	12/16/15	86-48	w	6-2-5	8-7-0	22-12-2	DNP			
vs East Carolina	12/20/15	88-57	w	10-1-0	14-4-0	10-15-0	0-1-0			
ELON	12/22/15	78-63	w	7-1-3	2-2-0	16-8-0	DNP			
ARKANSAS	01/03/16	85-32	w	DNP	1-5-1	11-10-2	0-1-0			
at Vanderbilt	01/07/16	71-61	w	3-1-4	2-2-0	11-10-1	DNP			
#20/- MISSOURI	01/10/16	83-58	w	2-3-1	11-4-0	13-12-0	DNP			
at #9/9 Kentucky	01/14/16	73-62	w	0-1-0	0-5-0	9-11-1	DNP			
#15/11 TEXAS A&M	01/17/16	59-58	w	0-1-1	0-0-0	5-11-3	DNP			
at Auburn	01/21/16	74-58	w	1-2-3	9-2-0	17-10-2	DNP			
at #10/10 Mississippi S	01/24/16	57-51	w	2-1-1	0-0-0	6-11-1	DNP			
OLE MISS	01/28/16	81-62	w	3-0-5	3-2-0	13-14-2	DNP			
at #10/10 Texas A&M	01/31/16	70-63	w	0-1-1	0-0-0	12-10-6	DNP			



2015-16 South Carolina Basketball
#2/2 South Carolina Team Game-by-Game Comparison (as of Jan 31, 2016)
All games



Opponent	1st	2nd	Score	Mar	Total FG	FG Pct	3-Pointers	3FG Pct	Free Throws	FT Pct	Rebounds	Assist	T/Over	Block	Steal	Fouls	
#6/10 OHIO STATE	45/47	43/33	88-80	+8	31-69/26-80	.449/.325	3-11/10-23	.273/.435	23-35/18-20	.657/.900	51/42	+9	11/3	20/18	6/10	9/13	20/29
UNCG	53/25	39/19	92-44	+48	35-67/16-62	.522/.258	8-24/3-13	.333/.231	14-23/9-14	.609/.643	47/36	+11	25/4	10/21	10/2	15/6	15/21
Clemson	31/20	36/21	67-41	+26	23-63/14-43	.365/.326	7-25/3-7	.280/.429	14-28/10-14	.500/.714	41/36	+5	13/12	5/19	6/0	12/0	15/24
UCLA	32/31	36/34	68-65	+3	24-55/23-64	.436/.359	6-19/4-18	.316/.222	14-16/15-25	.875/600	45/31	+14	12/10	2/19	4/3	6/13	19/21
#16/18 Arizona State	30/33	30/25	60-58	+2	24-58/21-61	.414/.344	1-11/8-20	.091/.400	11-16/8-14	.688/.571	42/39	+3	6/10	2/19	3/1	10/11	16/15
CSU Bakersfield	45/37	45/34	90-71	+19	35-64/25-58	.547/.431	3-12/8-18	.250/.444	17-31/13-15	.548/.867	39/30	+9	18/16	5/11	5/0	5/2	12/27
Hawaii	29/22	38/29	67-51	+16	25-55/19-50	.455/.380	4-14/5-18	.286/.278	13-19/8-18	.684/.444	30/33	(3)	12/11	14/20	5/3	9/3	22/20
#14/13 DUKE	30/26	36/29	66-55	+11	24-57/21-59	.421/.356	2-10/3-10	.200/.300	16-28/10-13	.571/.769	43/36	+7	13/9	14/15	5/6	8/8	16/21
WINTHROP	47/13	39/24	86-37	+49	34-62/16-64	.548/.250	9-24/1-9	.375/.111	9-12/4-15	.750/.267	48/32	+16	25/9	13/14	16/4	10/9	13/16
HAMPTON	30/18	56/30	86-48	+38	28-58/19-61	.483/.311	6-16/5-21	.375/.238	24-31/5-8	.774/.625	52/19	+33	17/12	17/9	2/6	3/10	13/25
East Carolina	44/26	44/31	88-57	+31	31-66/19-69	.470/.275	5-18/6-23	.278/.261	21-28/13-14	.750/.929	54/37	+17	13/7	11/13	4/3	7/3	14/26
ELON	35/31	43/32	78-63	+15	30-63/23-52	.476/.442	8-19/4-13	.421/.308	10-14/13-19	.714/.684	34/26	+8	14/14	14/17	6/1	6/7	17/17
ARKANSAS	44/18	41/14	85-32	+53	33-63/13-54	.524/.415	11-23/1-12	.478/.083	8-13/5-10	.615/.500	48/26	+22	18/9	15/18	2/1	11/5	11/17
Vanderbilt	31/31	40/30	71-61	+10	25-50/22-53	.500/.415	10-22/4-20	.455/.200	11-23/13-15	.478/.867	30/29	+1	15/12	11/13	0/1	7/5	18/19
#20- MISSOURI	35/17	48/41	83-58	+25	24-57/18-58	.421/.310	3-14/4-21	.214/.190	32-43/18-21	.744/.857	39/37	+2	10/11	13/20	7/2	14/6	22/34
#9/9 Kentucky	28/32	45/30	73-62	+11	26-63/24-64	.413/.375	6-17/3-9	.353/.333	15-25/11-18	.600/.611	44/43	+1	13/7	11/13	10/2	3/3	16/22
#15/11 TEXAS A&M	26/27	33/31	59-58	+1	23-54/25-68	.426/.368	2-12/3-7	.167/.429	11-19/5-8	.579/.625	33/43	(10)	12/12	16/15	9/7	12/10	14/21
Auburn	33/20	41/38	74-58	+16	27-52/19-55	.519/.345	7-19/9-27	.368/.333	13-20/11-14	.650/.786	34/30	+4	20/14	12/13	1/1	7/7	15/16
#10/10 Mississippi State	22/20	35/31	57-51	+6	19-44/16-59	.432/.271	4-13/3-13	.308/.231	15-23/16-17	.652/.941	40/31	+9	9/9	21/13	6/2	5/5	21/21
OLE MISS	40/26	41/36	81-62	+19	31-68/26-54	.456/.481	7-23/3-19	.304/.158	12-24/7-13	.500/.538	45/28	+17	24/14	11/14	3/3	9/8	11/21
#10/10 Texas A&M	25/31	45/32	70-63	+7	24-53/27-62	.453/.435	2-11/3-12	.182/.250	20-25/6-6	.800/1000	34/30	+4	14/16	16/17	5/6	9/6	16/21

Note: Game totals are displayed in the format TEAM/OPPONENT for each category



2015-16 South Carolina Basketball
#2/2 South Carolina Combined Team Statistics (as of Jan 31, 2016)
Ranked



RECORD:	OVERALL	HOME	AWAY	NEUTRAL
ALL GAMES	8-0	4-0	3-0	1-0
CONFERENCE	5-0	2-0	3-0	0-0
NON-CONFERENCE	3-0	2-0	0-0	1-0

##	Player	gp-gs	min	avg	Total		3-Point		F-Throw		Rebounds				pf	dq	a	to	blk	stl	pts	avg		
					fg-fga	fg%	3fg-fga	3fg%	ft-fga	ft%	off	def	tot	avg										
22	WILSON, A'ja	8-8	243	30.4	63-121	.521	0-0	.000	36-49	.735	29	60	89	11.1	18	0	9	22	36	7	162	20.3		
25	MITCHELL, Tiffany	8-8	280	35.0	38-102	.373	8-40	.200	36-43	.837	9	13	22	2.8	22	0	16	30	2	17	120	15.0		
41	COATES, Alaina	8-7	232	29.0	31-47	.660	0-0	.000	22-38	.579	18	64	82	10.3	18	0	12	11	7	10	84	10.5		
05	SESSIONS, Khadijah	8-8	257	32.1	22-49	.449	3-11	.273	21-34	.618	6	14	20	2.5	22	1	14	13	1	19	68	8.5		
01	CUEVAS, Bianca	8-0	100	12.5	14-43	.326	1-7	.143	13-21	.619	1	8	9	1.1	8	0	8	10	0	8	42	5.3		
23	ROY, Tina	8-3	170	21.3	12-44	.273	11-35	.314	1-5	.200	1	12	13	1.6	6	0	16	13	1	3	36	4.5		
40	WHITE, Jatarie	8-0	86	10.8	4-14	.286	0-1	.000	7-9	.778	8	11	19	2.4	12	0	3	8	2	3	15	1.9		
24	IMOVBIQH, Sarah	8-1	78	9.8	6-12	.500	0-0	.000	1-6	.167	14	20	34	4.3	16	0	2	9	2	0	13	1.6		
04	CLINEY, Doniyah	4-0	28	7.0	2-7	.286	0-0	.000	2-5	.400	1	0	1	0.3	6	0	0	1	0	1	6	1.5		
31	DOZIER, Asia	8-5	107	13.4	3-13	.231	0-4	.000	4-4	1.000	2	8	10	1.3	8	0	8	12	0	2	10	1.3		
03	DUCKETT, Kaydra	1-0	3	3.0	0-1	.000	0-0	.000	0-0	.000	0	0	0	0.0	1	0	0	0	0	0	0	0.0		
00	COLLEY, Shay	2-0	16	8.0	0-2	.000	0-1	.000	0-0	.000	0	1	1	0.5	4	0	0	2	0	0	0	0.0		
Team											14	12	26											
Total.....		8	1600		195-455	.429	23-99	.232	143-214	.668	103	223	326	40.8	141	1	88	132	51	70	556	69.5		
Opponents.....		8	1600		178-511	.348	37-115	.322	92-117	.786	117	184	301	37.6	184	7	77	130	36	62	485	60.6		

TEAM STATISTICS

	SC	OPP
SCORING	556	485
Points per game	69.5	60.6
Scoring margin	+8.9	-
FIELD GOALS-ATT	195-455	178-511
Field goal pct	.429	.348
3 POINT FG-ATT	23-99	37-115
3-point FG pct	.232	.322
3-pt FG made per game	2.9	4.6
FREE THROWS-ATT	143-214	92-117
Free throw pct	.668	.786
F-Throws made per game	17.9	11.5
REBOUNDS	326	301
Rebounds per game	40.8	37.6
Rebounding margin	+3.1	-
ASSISTS	88	77
Assists per game	11.0	9.6
TURNOVERS	132	130
Turnovers per game	16.5	16.3
Turnover margin	-0.2	-
Assist/turnover ratio	0.7	0.6
STEALS	70	62
Steals per game	8.8	7.8
BLOCKS	51	36
Blocks per game	6.4	4.5
ATTENDANCE	64584	26684
Home games-Avg/Game	4-16146	3-8221
Neutral site-Avg/Game	-	1-2020

Date	Opponent		Score	Att.
11/13/15	#6/10 OHIO STATE	w	88-80	16815
@ 11/27/15	vs #16/18 Arizona State	w	60-58	2020
12/06/15	#14/13 DUKE	w	66-55	16429
* 01/10/16	#20/- MISSOURI	w	83-58	15934
* 01/14/16	at #9/9 Kentucky	w	73-62	5527
* 01/17/16	#15/11 TEXAS A&M	w	59-58	15406
* 01/24/16	at #10/10 Mississippi State	w	57-51	10626
* 01/31/16	at #10/10 Texas A&M	w	70-63	8511

* = Conference game

@ = Rainbow Wahine Showdown (Honolulu, Hawaii)

< = Carolinas Challenge (Myrtle Beach, S.C.)

Score by Periods	1st	2nd	3rd	4th	Totals
#2/2 South Carolina	123	118	141	174	556
Opponents	115	118	112	140	485



2015-16 South Carolina Basketball
#2/2 South Carolina Combined Team Statistics (as of Jan 31, 2016)
Conference games



RECORD:	OVERALL	HOME	AWAY	NEUTRAL
ALL GAMES	9-0	4-0	5-0	0-0
CONFERENCE	9-0	4-0	5-0	0-0
NON-CONFERENCE	0-0	0-0	0-0	0-0

##	Player	gp-gs	min	avg	Total		3-Point		F-Throw		Rebounds			pf	dq	a	to	blk	stl	pts	avg		
					fg-fga	fg%	3fg-fga	3fg%	ft-fga	ft%	off	def	tot										
25	MITCHELL, Tiffany	9-9	287	31.9	49-115	.426	14-48	.292	37-46	.804	9	15	24	2.7	19	0	28	25	1	19	149	16.6	
22	WILSON, A'ja	9-9	254	28.2	55-107	.514	0-0	.000	32-47	.681	26	58	84	9.3	21	0	13	18	31	5	142	15.8	
41	COATES, Alaina	9-9	260	28.9	38-53	.717	0-0	.000	21-38	.553	22	77	99	11.0	19	0	18	11	5	9	97	10.8	
23	ROY, Tina	9-1	198	22.0	27-65	.415	26-58	.448	2-7	.286	1	10	11	1.2	3	0	20	12	0	7	82	9.1	
05	SESSIONS, Khadijah	9-9	260	28.9	23-44	.523	7-15	.467	18-27	.667	6	15	21	2.3	21	1	20	12	2	19	71	7.9	
01	CUEVAS, Bianca	9-0	133	14.8	14-45	.311	2-15	.133	8-12	.667	2	6	8	0.9	9	0	13	15	0	10	38	4.2	
40	WHITE, Jatarie	9-0	110	12.2	8-21	.381	0-2	.000	10-16	.625	9	11	20	2.2	12	0	1	6	2	3	26	2.9	
24	IMOVBIQH, Sarah	9-0	99	11.0	10-19	.526	0-0	.000	2-9	.222	20	16	36	4.0	16	0	2	11	2	1	22	2.4	
04	CLINEY, Doniyah	7-0	56	8.0	5-16	.313	1-3	.333	4-9	.444	3	3	6	0.9	13	0	4	3	0	1	15	2.1	
31	DOZIER, Asia	8-8	133	16.6	3-19	.158	2-13	.154	3-4	.750	2	8	10	1.3	9	0	16	11	0	2	11	1.4	
03	DUCKETT, Kaydra	1-0	7	7.0	0-0	.000	0-0	.000	0-0	.000	0	2	2	2.0	2	0	0	2	0	1	0	0.0	
44	FARMER, India	1-0	3	3.0	0-0	.000	0-0	.000	0-0	.000	0	1	1	1.0	0	0	0	0	0	0	0	0.0	
Team											13	12	25										
Total.....		9	1800		232-504	.460	52-154	.338	137-215	.637	113	234	347	38.6	144	1	135	126	43	77	653	72.6	
Opponents.....		9	1800		190-527	.361	33-140	.236	92-122	.754	107	190	297	33.0	192	7	104	136	25	55	505	56.1	

TEAM STATISTICS	SC	OPP	Date	Opponent	Score	Att.
SCORING	653	505	* 01/03/16	ARKANSAS	w 85-32	13407
Points per game	72.6	56.1	* 01/07/16	at Vanderbilt	w 71-61	2547
Scoring margin	+16.4	-	* 01/10/16	#20/- MISSOURI	w 83-58	15934
FIELD GOALS-ATT	232-504	190-527	* 01/14/16	at #9/9 Kentucky	w 73-62	5527
Field goal pct	.460	.361	* 01/17/16	#15/11 TEXAS A&M	w 59-58	15406
3 POINT FG-ATT	52-154	33-140	* 01/21/16	at Auburn	w 74-58	2419
3-point FG pct	.338	.236	* 01/24/16	at #10/10 Mississippi State	w 57-51	10626
3-pt FG made per game	5.8	3.7	* 01/28/16	OLE MISS	w 81-62	14313
FREE THROWS-ATT	137-215	92-122	* 01/31/16	at #10/10 Texas A&M	w 70-63	8511
Free throw pct	.637	.754	* = Conference game			
F-Throws made per game	15.2	10.2	@ = Rainbow Wahine Showdown (Honolulu, Hawaii)			
REBOUNDS	347	297	< = Carolinas Challenge (Myrtle Beach, S.C.)			
Rebounds per game	38.6	33.0				
Rebounding margin	+5.6	-				
ASSISTS	135	104				
Assists per game	15.0	11.6				
TURNOVERS	126	136				
Turnovers per game	14.0	15.1				
Turnover margin	+1.1	-				
Assist/turnover ratio	1.1	0.8				
STEALS	77	55				
Steals per game	8.6	6.1				
BLOCKS	43	25				
Blocks per game	4.8	2.8				
ATTENDANCE	59060	29630				
Home games-Avg/Game	4-14765	5-5926				
Neutral site-Avg/Game	-	0-0				

Score by Periods	1st	2nd	3rd	4th	Totals
#2/2 South Carolina	126	158	181	188	653
Opponents	103	119	125	158	505



2015-16 South Carolina Basketball
#2/2 South Carolina Combined Team Statistics (as of Jan 31, 2016)
All games



RECORD:	OVERALL	HOME	AWAY	NEUTRAL
ALL GAMES	21-0	10-0	8-0	3-0
CONFERENCE	9-0	4-0	5-0	0-0
NON-CONFERENCE	12-0	6-0	3-0	3-0

##	Player	gp-gs	min	avg	Total		3-Point		F-Throw		Rebounds			avg	pf	dq	a	to	blk	stl	pts	avg		
					fg-fga	fg%	3fg-fga	3fg%	ft-fga	ft%	off	def	tot											
22	WILSON, A'ja	19-19	508	26.7	127-239	.531	0-0	.000	62-91	.681	57	119	176	9.3	44	1	26	35	61	13	316	16.6		
25	MITCHELL, Tiffany	21-21	642	30.6	102-244	.418	36-107	.336	79-97	.814	25	38	63	3.0	39	0	54	56	4	37	319	15.2		
41	COATES, Alaina	21-20	546	26.0	104-151	.689	0-0	.000	48-88	.545	60	147	207	9.9	47	0	22	31	30	20	256	12.2		
01	CUEVAS, Bianca	21-0	347	16.5	50-134	.373	8-44	.182	35-49	.714	4	28	32	1.5	22	0	32	35	0	25	143	6.8		
23	ROY, Tina	21-10	425	20.2	46-131	.351	44-114	.386	2-7	.286	3	27	30	1.4	9	0	49	21	1	10	138	6.6		
05	SESSIONS, Khadijah	21-21	548	26.1	45-91	.495	10-28	.357	35-54	.648	15	39	54	2.6	49	1	54	30	2	42	135	6.4		
24	IMOVBIOH, Sarah	21-3	290	13.8	37-61	.607	0-0	.000	21-46	.457	54	56	110	5.2	31	0	5	18	3	7	95	4.5		
40	WHITE, Jatarie	21-0	296	14.1	24-68	.353	0-3	.000	22-35	.629	21	49	70	3.3	38	0	10	14	10	5	70	3.3		
31	DOZIER, Asia	20-11	329	16.5	21-62	.339	11-40	.275	10-12	.833	4	18	22	1.1	16	0	40	23	0	7	63	3.2		
00	COLLEY, Shay	11-0	142	12.9	11-31	.355	3-12	.250	5-8	.625	8	12	20	1.8	18	0	13	16	1	7	30	2.7		
04	CLINEY, Donyiah	7-0	56	8.0	5-16	.313	1-3	.333	4-9	.444	3	3	6	0.9	13	0	4	3	0	1	15	2.1		
03	DUCKETT, Kaydra	8-0	55	6.9	4-9	.444	1-3	.333	0-0	.000	1	7	8	1.0	8	0	5	4	1	3	9	1.1		
44	FARMER, India	4-0	16	4.0	0-4	.000	0-3	.000	0-0	.000	1	3	4	1.0	2	0	0	0	2	0	0	0.0		
Team											34	37	71											
Total.....		21	4200	576-1241		.464	114-357	.319	323-496	.651	290	583	873	41.6	336	2	314	291	115	177	1589	75.7		
Opponents.....		21	4200	432-1250		.346	93-333	.279	218-311	.701	258	436	694	33.0	454	15	221	321	64	140	1175	56.0		

TEAM STATISTICS	SC	OPP	Date	Opponent	Score	Att.	
SCORING	1589	1175	11/13/15	#6/10 OHIO STATE	w 88-80	16815	
Points per game	75.7	56.0	11/15/15	UNCG	w 92-44	13607	
Scoring margin	+19.7	-	11/18/15	at Clemson	w 67-41	1030	
FIELD GOALS-ATT	576-1241	432-1250	11/22/15	at UCLA	w 68-65	2018	
Field goal pct	.464	.346	@ 11/27/15	vs #16/18 Arizona State	w 60-58	2020	
3 POINT FG-ATT	114-357	93-333	@ 11/28/15	vs CSU Bakersfield	w 90-71	2152	
3-point FG pct	.319	.279	@ 11/29/15	at Hawaii	w 67-51	2073	
3-pt FG made per game	5.4	4.4	12/06/15	#14/13 DUKE	w 66-55	16429	
FREE THROWS-ATT	323-496	218-311	12/13/15	WINTHROP	w 86-37	13409	
Free throw pct	.651	.701	12/16/15	HAMPTON	w 86-48	12117	
F-Throws made per game	15.4	10.4	< 12/20/15	vs East Carolina	w 88-57	0	
REBOUNDS	873	694	12/22/15	ELON	w 78-63	13670	
Rebounds per game	41.6	33.0	* 01/03/16	ARKANSAS	w 85-32	13407	
Rebounding margin	+8.5	-	* 01/07/16	at Vanderbilt	w 71-61	2547	
ASSISTS	314	221	* 01/10/16	#20/- MISSOURI	w 83-58	15934	
Assists per game	15.0	10.5	* 01/14/16	at #9/9 Kentucky	w 73-62	5527	
TURNOVERS	291	321	* 01/17/16	#15/11 TEXAS A&M	w 59-58	15406	
Turnovers per game	13.9	15.3	* 01/21/16	at Auburn	w 74-58	2419	
Turnover margin	+1.4	-	* 01/24/16	at #10/10 Mississippi State	w 57-51	10626	
Assist/turnover ratio	1.1	0.7	* 01/28/16	OLE MISS	w 81-62	14313	
STEALS	177	140	* 01/31/16	at #10/10 Texas A&M	w 70-63	8511	
Steals per game	8.4	6.7					
BLOCKS	115	64					
Blocks per game	5.5	3.0					
ATTENDANCE	145107	38923					
Home games-Avg/Game	10-14511	8-4344					
Neutral site-Avg/Game	-	3-1391					

* = Conference game
 @ = Rainbow Wahine Showdown (Honolulu, Hawaii)
 < = Carolinas Challenge (Myrtle Beach, S.C.)

Score by Periods	1st	2nd	3rd	4th	Totals
#2/2 South Carolina	363	372	434	420	1589
Opponents	278	273	304	320	1175