



2012-13 SOUTH CAROLINA BASKETBALL

OPENING TIP

Date: Saturday, Dec. 22, 2012
Tipoff: 5:30 p.m. ET
Location: Brooklyn, N.Y.
Arena: Barclays Center (17,732)
Series: South Carolina leads 5-2
Last Meeting: South Carolina win, 90-62, Jan. 15, 1981; in Columbia, S.C.
Television: None
Radio: Gamecock IMG Radio Network
Sirius: 94; XM: 198
Talent: Andy Demetra (pxp), Casey Manning (analyst)
Tickets: BarclaysCenter.com
Live Stats: GamecocksOnline.com
FREE Live Stream: BarclaysCenter.com

GAME 11



**SOUTH CAROLINA
 GAMECOCKS
 (7-3)**

- VS -

**MANHATTAN
 COLLEGE
 (3-6)**



Ranking: AP/Coaches (-/-)
Head Coach: Frank Martin
Record at SC: 7-3
Career Rec.: 124-57
vs. MC: 0-0
SID: Emily Feeney-Molinary

Stat Leaders (per game):
Points: Williams (13.0)
Rebounds: Jackson (7.6)
Assists: Smith (4.0)
Blocks: Kacinas (1.1)
Steals: Smith (0.9)

Ranking: AP/Coaches (-/-)
Head Coach: Steve Masiello
Record at MC: 24-19 (2nd)
Career Rec.: Same
vs. SC: 0-0
SID: Stephen Dombroski

Stat Leaders (per game):
Points: Beamon (16.8)
Rebounds: Beamon (6.3)
Assists: Stores (2.6)
Blocks: Brown (1.8)
Steals: Brown (1.1)

PROBABLE STARTERS (BASED ON PREVIOUS GAME)

South Carolina	Ht.	Wt.	Yr.	Hometown	PPG	RPG	MPG
G - #5 Eric Smith	5-11	205	Jr.	Mullins, S.C.	6.3	2.1	26.4
G - #0 LaShay Page	6-2	195	Sr.	Dillon, S.C.	11.7	3.3	24.4
F - #25 Mindaugas Kacinas	6-7	210	Fr.	Klaipeda, Lithuania	8.6	6.0	27.0
F - #30 Lakeem Jackson	6-5	235	Sr.	Charlotte, N.C.	9.8	7.6	32.4
F - #33 RJ Slawson	6-8	220	Jr.	Charleston, S.C.	4.4	4.0	17.2

Manhattan	Ht.	Wt.	Yr.	Hometown	PPG	RPG	MPG
F - #00 Shane Richards	6-5	185	Fr.	New York, N.Y.	1.9	1.0	10.2
F - #13 Emmy Andujar	6-6	205	So.	Bronx, N.Y.	7.6	4.0	24.4
F - #22 Roberto Colonette	6-7	210	Gr.	Queens, N.Y.	3.6	3.0	19.8
G - #31 Michael Alvarado	6-2	180	Jr.	Bronx, N.Y.	11.2	2.7	23.8
G - #33 Donovan Kates	6-6	200	So.	Hopkinsville, Ky.	6.9	3.2	28.3

TODAY'S GAME

South Carolina travels to New York City for the second time this season when it faces Manhattan on Saturday in a neutral site, non-conference matchup, at the newly opened Barclays Center in Brooklyn. The contest marks the eighth meeting all-time between the two schools, and the first since the 1981 season. The contest will not be televised, but live streaming will be available via a link on BarclaysCenter.com and GamecocksOnline.com. Fans can also listen on the Gamecock IMG Sports Network with Andy Demetra (play-by-play) and Casey Manning (analyst) on the call.

CAROLINA QUICK HITS

- South Carolina is in its 105th season of basketball.
- The Gamecocks are led by first-year head coach Frank Martin. His associate head coach is Brad Underwood and his assistant coaches are Matt Figger and Lamont Evans. Andy Assaley is the director of basketball operations.
- It was close at the end, but the Gamecocks held on for a 74-69 victory over visiting Appalachian State on Wednesday night at Colonial Life Arena.
- Entering Saturday's contest vs. Manhattan, the Gamecocks are 2-0 this season in neutral site contests, having won both on-site games (vs. Missouri State, UALR) competing at the Hoops For Hope Classic in Puerto Vallarta, Mexico late last month to capture the Classic title.
- Freshman forward Mindaugas Kacinas posted the first double-double of his career with 12 points and a game-best 12 rebounds vs. the Mountaineers. He also played a season high 34 minutes, posting three assists and three blocks as well.
- Junior guard Eric Smith dished a career high nine assists vs. Appalachian State, including seven in the first half, which matched his previous career high. Smith leads the Gamecocks with 4.0 assists per game.
- Senior forward Lakeem Jackson posted a season high 16 points vs. App State on 8-of-11 shooting from the field. Jackson ranks among SEC leaders with a 63.0 shooting percentage (46-73).
- The Gamecocks erupted for a season-high 91 points in a 17-point victory vs. Jacksonville on Dec. 7. Freshman forward Michael Carrera paced four Gamecocks in double-figures with 17 points, while he also collected a team high nine rebounds.
- South Carolina hit a stellar 62.5 percent (10-16) from 3-point range vs. Jacksonville, led by a perfect 4-of-4 effort from junior guard Brian Richardson, and a 4-of-5 performance from Brenton Williams. The duo lead Carolina in shooting percentage from beyond the arc, as Richardson has hit 43.8 percent (14-32) and Williams 50.0 percent (18-36).
- Among freshmen in the SEC, Michael Carrera ranks fifth in scoring (10.0 per game) and third in rebounding (7.3 per game). He has two double-doubles and has posted four double-figure scoring games entering Saturday's contest vs. Manhattan.
- Also among freshmen in the SEC, Mindaugas Kacinas ranks fifth in field goal percentage (58.5 percent)

2012-13 SCHEDULE

DATE	OPONENT (TV)	TIME/RESULT
O. 30	Kentucky Wesleyan +	W, 68-67
N. 11	Milwaukee & (FSN)	W, 82-75 (OT)
N. 16	Morgan State (SS)	W, 87-71
N. 19	Rider & (FSS/FSCR)	W, 88-76
N. 21	Elon	L, 65-53
N. 24	vs. Missouri State ^	W, 74-67 (OT)
N. 25	vs. Arkansas Little-Rock ^	W, 74-62
N. 29	at St. John's % (ESPNU)	L, 89-65
D. 2	Clemson (ESPNU)	L, 64-55
D. 7	Jacksonville (FSS/FSCR)	W, 91-74
D. 19	Appalachian State (FSS/FSCR)	W, 74-69
D. 22	vs. Manhattan #	5:30 p.m.
D. 29	Presbyterian (CSS)	1 p.m.
J. 5	SC State (FSN)	1:30 p.m.
J. 9	at Mississippi State* (ESPN3)	8 p.m.
J. 12	Auburn* (SECN)	1:30 p.m.
J. 16	at LSU* (ESPN3)	8 p.m.
J. 19	Vanderbilt* (SECN)	1:30 p.m.
J. 22	at Missouri* (ESPNU)	7 p.m.
J. 26	Arkansas* (SECN)	1:30 p.m.
J. 30	at Florida* (SECN)	8 p.m.
F. 2	Georgia* (SECN)	1:30 p.m.
F. 5	at Kentucky* (ESPNU)	9 p.m.
F. 10	Tennessee* (FSN)	1 p.m.
F. 14	LSU* (ESPN/2)	7 p.m.
F. 16	at Alabama* (SECN)	4 p.m.
F. 20	Ole Miss* (CSS)	7 p.m.
F. 23	at Georgia* (CBS Sports)	2 p.m.
F. 28	Missouri* (ESPN/2)	9 p.m.
M. 2	at Texas A&M* (ESPNU)	7 p.m.
M. 6	Mississippi State* (ESPN3)	7 p.m.
M. 9	at Vanderbilt* (SECN)	1:30 p.m.
M. 13-17	SEC Tournament (Nashville)	TBA
M. 19-A. 4	NCAA Tournament	TBA

All home games in **bold** | All times listed Eastern
 * indicates SEC contest | + indicates exhibition | **SS**-SportSouth
 | **SECN**-SEC Network | **CSS**-CharterSports SE | &-Hoops For
 Hope Classic (Columbia, S.C.) | ^-Hoops For Hope Classic (Puerto
 Vallarta, Mexico) | %-SEC/BIG EAST Challenge | #-Brooklyn Hoops
 Holiday Invitational (Brooklyn, N.Y.)



SOUTH CAROLINA GAMECOCKS

OVERALL: 7-3; SEC: 0-0; HOME: 5-2; AWAY: 0-1; NEUTRAL: 2-0

0		LASHAY PAGE - Sr. - G - 6-2 - 195 - Dillon, S.C. <table border="1"> <thead> <tr> <th>MIN</th> <th>PTS</th> <th>RBS</th> <th>AST</th> <th>FG%</th> <th>3FG%</th> <th>FT%</th> </tr> </thead> <tbody> <tr> <td>24.4</td> <td>11.7</td> <td>3.3</td> <td>0.9</td> <td>34.4</td> <td>31.1</td> <td>87.1</td> </tr> </tbody> </table> <ul style="list-style-type: none"> Averaged 19.0 points per game in Mexico; Hoops For Hope Classic MVP Missed Jacksonville contest with a stomach virus Was just 1-of-9 from the field vs. App State, but converted clutch 3-point play late in the contest to push Gamecocks lead to three points 	MIN	PTS	RBS	AST	FG%	3FG%	FT%	24.4	11.7	3.3	0.9	34.4	31.1	87.1
MIN	PTS	RBS	AST	FG%	3FG%	FT%										
24.4	11.7	3.3	0.9	34.4	31.1	87.1										
1		BRENTON WILLIAMS - Jr. - G - 5-11 - 175 - Kissimmee, Fla. <table border="1"> <thead> <tr> <th>MIN</th> <th>PTS</th> <th>RBS</th> <th>AST</th> <th>FG%</th> <th>3FG%</th> <th>FT%</th> </tr> </thead> <tbody> <tr> <td>23.1</td> <td>13.0</td> <td>2.0</td> <td>1.6</td> <td>56.2</td> <td>50.0</td> <td>85.7</td> </tr> </tbody> </table> <ul style="list-style-type: none"> Scored 10 points vs. St. John's before suffering a neck injury; was taken to a local hospital for further evaluation; was released & traveled home with the team Scored 12 points vs. Jacksonville, hitting four 3s Posted 11 points and matched season high with four assists vs. App State 	MIN	PTS	RBS	AST	FG%	3FG%	FT%	23.1	13.0	2.0	1.6	56.2	50.0	85.7
MIN	PTS	RBS	AST	FG%	3FG%	FT%										
23.1	13.0	2.0	1.6	56.2	50.0	85.7										
2		BRIAN RICHARDSON - Jr. - G - 6-4 - 175 - Wilson, N.C. <table border="1"> <thead> <tr> <th>MIN</th> <th>PTS</th> <th>RBS</th> <th>AST</th> <th>FG%</th> <th>3FG%</th> <th>FT%</th> </tr> </thead> <tbody> <tr> <td>19.4</td> <td>7.2</td> <td>2.4</td> <td>1.6</td> <td>42.9</td> <td>43.8</td> <td>90.9</td> </tr> </tbody> </table> <ul style="list-style-type: none"> Posted 14 points, including four 3s in career-high 38 min. vs. Missouri State Scored 16 points in just 12 minutes vs. Jacksonville, hitting a perfect 4-of-4 from 3-point range Career high two blocks in win vs. App State 	MIN	PTS	RBS	AST	FG%	3FG%	FT%	19.4	7.2	2.4	1.6	42.9	43.8	90.9
MIN	PTS	RBS	AST	FG%	3FG%	FT%										
19.4	7.2	2.4	1.6	42.9	43.8	90.9										
5		ERIC SMITH - Jr. - G - 5-11 - 205 - Mullins, S.C. <table border="1"> <thead> <tr> <th>MIN</th> <th>PTS</th> <th>RBS</th> <th>AST</th> <th>FG%</th> <th>3FG%</th> <th>FT%</th> </tr> </thead> <tbody> <tr> <td>26.4</td> <td>6.3</td> <td>2.1</td> <td>4.0</td> <td>35.0</td> <td>26.3</td> <td>66.7</td> </tr> </tbody> </table> <ul style="list-style-type: none"> Foul trouble early vs. St. John's, posted two assists Collected three assists vs. Clemson Set career high with nine assists vs. App State (previous career high was 7) Ranks among league leaders with 4.0 assists per contest 	MIN	PTS	RBS	AST	FG%	3FG%	FT%	26.4	6.3	2.1	4.0	35.0	26.3	66.7
MIN	PTS	RBS	AST	FG%	3FG%	FT%										
26.4	6.3	2.1	4.0	35.0	26.3	66.7										
12		AUSTIN CONSTABLE - Fr. - G - 6-0 - 175 - West Chester, Pa. <table border="1"> <thead> <tr> <th>MIN</th> <th>PTS</th> <th>RBS</th> <th>AST</th> <th>FG%</th> <th>3FG%</th> <th>FT%</th> </tr> </thead> <tbody> <tr> <td>1.5</td> <td>0.0</td> <td>0.0</td> <td>0.0</td> <td>0.0</td> <td>0.0</td> <td>0.0</td> </tr> </tbody> </table> <ul style="list-style-type: none"> Walk-on guard Averaged 18 points and 4.0 assists per game during senior season at Henderon High School in West Chester, Pa. Played one minute vs. UALR; saw action vs. Jacksonville 	MIN	PTS	RBS	AST	FG%	3FG%	FT%	1.5	0.0	0.0	0.0	0.0	0.0	0.0
MIN	PTS	RBS	AST	FG%	3FG%	FT%										
1.5	0.0	0.0	0.0	0.0	0.0	0.0										
14		LAIMONAS CHATKEVICIUS - Fr. - F - 6-11 - 255 - Klaipeda, Lithuania <table border="1"> <thead> <tr> <th>MIN</th> <th>PTS</th> <th>RBS</th> <th>BLK</th> <th>FG%</th> <th>3FG%</th> <th>FT%</th> </tr> </thead> <tbody> <tr> <td>10.8</td> <td>4.0</td> <td>2.3</td> <td>0.0</td> <td>63.6</td> <td>1.000</td> <td>25.0</td> </tr> </tbody> </table> <ul style="list-style-type: none"> Missed first 6 games of the season due to NCAA ruling (see note) Cleared to return vs. St. John's; scored three points in 11 minutes Saw action vs. Clemson off the bench, scored two points Posted nine points, five rebounds and four assists vs. Jacksonville in 19 min. 	MIN	PTS	RBS	BLK	FG%	3FG%	FT%	10.8	4.0	2.3	0.0	63.6	1.000	25.0
MIN	PTS	RBS	BLK	FG%	3FG%	FT%										
10.8	4.0	2.3	0.0	63.6	1.000	25.0										
23		BRUCE ELLINGTON - Jr. - G - 5-9 - 197 - Moncks Corner, S.C. <table border="1"> <thead> <tr> <th>MIN</th> <th>PTS</th> <th>RBS</th> <th>AST</th> <th>FG%</th> <th>3FG%</th> <th>FT%</th> </tr> </thead> <tbody> <tr> <td>27.0</td> <td>9.8</td> <td>3.0</td> <td>1.0</td> <td>39.4</td> <td>22.2</td> <td>64.7</td> </tr> </tbody> </table> <ul style="list-style-type: none"> Junior guard who returned to the team for practice on Tuesday, Nov. 27 In St. John's contest, played team high 29 minutes, scoring seven points 12 points vs. Jacksonville, hitting 6-of-10 from the free throw line Will return to basketball following Outback Bowl on Jan. 1 	MIN	PTS	RBS	AST	FG%	3FG%	FT%	27.0	9.8	3.0	1.0	39.4	22.2	64.7
MIN	PTS	RBS	AST	FG%	3FG%	FT%										
27.0	9.8	3.0	1.0	39.4	22.2	64.7										
24		MICHAEL CARRERA - Fr. - F - 6-5 - 212 - Anzoátegui, Venezuela <table border="1"> <thead> <tr> <th>MIN</th> <th>PTS</th> <th>RBS</th> <th>BLK</th> <th>FG%</th> <th>3FG%</th> <th>FT%</th> </tr> </thead> <tbody> <tr> <td>18.9</td> <td>10.0</td> <td>7.3</td> <td>1.0</td> <td>46.8</td> <td>1.000</td> <td>80.6</td> </tr> </tbody> </table> <ul style="list-style-type: none"> Did not play vs. Morgan State, Rider or Elon due to a concussion. Second double-double of the season vs. St. John's, 11 points, 11 rebounds Just one rebound shy of his third double-double of the season, scoring a team best 17 points and nine rebounds vs. Jacksonville 	MIN	PTS	RBS	BLK	FG%	3FG%	FT%	18.9	10.0	7.3	1.0	46.8	1.000	80.6
MIN	PTS	RBS	BLK	FG%	3FG%	FT%										
18.9	10.0	7.3	1.0	46.8	1.000	80.6										
25		MINDAUGAS KACINAS - Fr. - F - 6-7 - 210 - Klaipeda, Lithuania <table border="1"> <thead> <tr> <th>MIN</th> <th>PTS</th> <th>RBS</th> <th>AST</th> <th>FG%</th> <th>3FG%</th> <th>FT%</th> </tr> </thead> <tbody> <tr> <td>27.0</td> <td>8.6</td> <td>6.0</td> <td>1.1</td> <td>58.5</td> <td>27.3</td> <td>67.7</td> </tr> </tbody> </table> <ul style="list-style-type: none"> Scored nine points and pulled down six rebounds vs. St. John's Seven points vs. Jacksonville Posted first career double-double with 12 points and a team-best 12 rebounds vs. App State 	MIN	PTS	RBS	AST	FG%	3FG%	FT%	27.0	8.6	6.0	1.1	58.5	27.3	67.7
MIN	PTS	RBS	AST	FG%	3FG%	FT%										
27.0	8.6	6.0	1.1	58.5	27.3	67.7										
30		LAKEEM JACKSON - Sr. - G - 6-5 - 235 - Charlotte, N.C. <table border="1"> <thead> <tr> <th>MIN</th> <th>PTS</th> <th>RBS</th> <th>AST</th> <th>FG%</th> <th>3FG%</th> <th>FT%</th> </tr> </thead> <tbody> <tr> <td>32.4</td> <td>9.8</td> <td>7.6</td> <td>2.3</td> <td>63.0</td> <td>0.0</td> <td>31.6</td> </tr> </tbody> </table> <ul style="list-style-type: none"> Matched Carrera with team best six rebounds vs. Clemson Seven rebounds and matched season-best five assists vs. Jacksonville Solid vs. App State, scoring a season high 16 points on 8-of-11 shooting; also seven rebounds; ranks among SEC leaders in field goal percentage (63.0%) 	MIN	PTS	RBS	AST	FG%	3FG%	FT%	32.4	9.8	7.6	2.3	63.0	0.0	31.6
MIN	PTS	RBS	AST	FG%	3FG%	FT%										
32.4	9.8	7.6	2.3	63.0	0.0	31.6										
32		DAMIEN LEONARD - So. - G - 6-4 - 190 - Greenville, S.C. <table border="1"> <thead> <tr> <th>MIN</th> <th>PTS</th> <th>RBS</th> <th>AST</th> <th>FG%</th> <th>3FG%</th> <th>FT%</th> </tr> </thead> <tbody> <tr> <td>9.6</td> <td>2.5</td> <td>0.9</td> <td>0.3</td> <td>33.3</td> <td>26.7</td> <td>1.000</td> </tr> </tbody> </table> <ul style="list-style-type: none"> Suffered a broken nose during preseason practice, which required surgery Posted six points on a perfect 3-of-3 shooting vs. Morgan State Scored six points vs. Elon, hitting two 3s Saw action vs. Missouri State and UALR 	MIN	PTS	RBS	AST	FG%	3FG%	FT%	9.6	2.5	0.9	0.3	33.3	26.7	1.000
MIN	PTS	RBS	AST	FG%	3FG%	FT%										
9.6	2.5	0.9	0.3	33.3	26.7	1.000										
33		RJ SLAWSON - Jr. - F - 6-8 - 220 - Charleston, S.C. <table border="1"> <thead> <tr> <th>MIN</th> <th>PTS</th> <th>RBS</th> <th>BLK</th> <th>FG%</th> <th>3FG%</th> <th>FT%</th> </tr> </thead> <tbody> <tr> <td>17.2</td> <td>4.4</td> <td>4.0</td> <td>0.6</td> <td>40.5</td> <td>20.0</td> <td>68.4</td> </tr> </tbody> </table> <ul style="list-style-type: none"> Scored seven points and pulled down a season high eight rebounds vs. Elon Four points, four rebounds and two steals vs. UALR Four points and one block vs. Jacksonville Scored nine points, including seven early in the contest, vs. App State 	MIN	PTS	RBS	BLK	FG%	3FG%	FT%	17.2	4.4	4.0	0.6	40.5	20.0	68.4
MIN	PTS	RBS	BLK	FG%	3FG%	FT%										
17.2	4.4	4.0	0.6	40.5	20.0	68.4										
35		BRIAN STEELE - Fr. - F - 6-5 - 196 - Greenville, S.C. <table border="1"> <thead> <tr> <th>MIN</th> <th>PTS</th> <th>RBS</th> <th>AST</th> <th>FG%</th> <th>3FG%</th> <th>FT%</th> </tr> </thead> <tbody> <tr> <td>2.0</td> <td>0.0</td> <td>0.0</td> <td>0.0</td> <td>0.0</td> <td>0.0</td> <td>0.0</td> </tr> </tbody> </table> <ul style="list-style-type: none"> Walk-on forward Named all-state, all-region and all-county during prep career Played two minutes vs. Jacksonville 	MIN	PTS	RBS	AST	FG%	3FG%	FT%	2.0	0.0	0.0	0.0	0.0	0.0	0.0
MIN	PTS	RBS	AST	FG%	3FG%	FT%										
2.0	0.0	0.0	0.0	0.0	0.0	0.0										
45		CARLTON GEATHERS - R-So. - F - 6-10 - 255 - Georgetown, S.C. <table border="1"> <thead> <tr> <th>MIN</th> <th>PTS</th> <th>RBS</th> <th>AST</th> <th>FG%</th> <th>3FG%</th> <th>FT%</th> </tr> </thead> <tbody> <tr> <td>7.8</td> <td>1.0</td> <td>1.5</td> <td>0.6</td> <td>43.5</td> <td>0.0</td> <td>66.7</td> </tr> </tbody> </table> <ul style="list-style-type: none"> Sophomore forward who suffered a fractured knee cap over the summer and continues to be out indefinitely. 	MIN	PTS	RBS	AST	FG%	3FG%	FT%	7.8	1.0	1.5	0.6	43.5	0.0	66.7
MIN	PTS	RBS	AST	FG%	3FG%	FT%										
7.8	1.0	1.5	0.6	43.5	0.0	66.7										
55		SHANE PHILLIPS - Sr. - G - 5-10 - 170 - Pittsburgh, Pa. <table border="1"> <thead> <tr> <th>MIN</th> <th>PTS</th> <th>RBS</th> <th>AST</th> <th>FG%</th> <th>3FG%</th> <th>FT%</th> </tr> </thead> <tbody> <tr> <td>2.0</td> <td>0.0</td> <td>0.0</td> <td>0.2</td> <td>0.0</td> <td>0.0</td> <td>0.0</td> </tr> </tbody> </table> <ul style="list-style-type: none"> Senior walk-on guard who is expected to see playing time this season Saw action in one contest last season, scoring one point Played one minute vs. Morgan State; also vs. Missouri State and UALR Saw action vs. St. John's and Jacksonville 	MIN	PTS	RBS	AST	FG%	3FG%	FT%	2.0	0.0	0.0	0.2	0.0	0.0	0.0
MIN	PTS	RBS	AST	FG%	3FG%	FT%										
2.0	0.0	0.0	0.2	0.0	0.0	0.0										

INTERVIEW POLICIES

All interview requests must be made in advance to SID Emily Feeney-Molinary in the South Carolina Media Relations Office. Beginning with the start of practice in October, Feeney-Molinary will release a weekly coach and student-athlete availability schedule to media on Monday's.

Post-Game Interview Policy: After each home game, the visiting coach will address the media first, followed by South Carolina student-athletes then South Carolina head coach Frank Martin. (Depending on deadline, this may be altered on a game-by-game basis).

Road Interview Policy: Interviews with Coach Martin while on the road will be scheduled according to the home post-game media procedure. No student-athlete interviews are allowed until after the game once the team leaves Columbia.

All interviews are to be coordinated through the Media Relations Office. This allows the staff to arrange the interview when it best suits the student-athlete's and the reporter's schedules. Please contact the Media Relations Office in advance to make your interview requests. Media are not permitted to contact student-athletes on their own at any time.

All interviews will take place at the designated media interview site for that day as listed in the weekly availability schedule or in the Media Relations Office.

Dormitory, apartment and cell phone numbers for student-athletes will not be provided to the media. Should you need to conduct a telephone interview with a student-athlete, a call will be placed to you from the student-athlete at a mutually agreeable time.

SOUTH CAROLINA MEDIA RELATIONS

Emily Feeney-Molinary, primary contact

Assistant Director

cell: 803-727-3284

e-mail: efeeney@mailbox.sc.edu

Website: www.GamecocksOnline.com

Facebook: www.Facebook.com/gamecocksonline

Twitter: @GamecockMBB

STAT COMPARISON

	SC	MANHATTAN
Record	7-3	3-6
Conference Record	-	-
Current Streak	W2	L1
Scoring Avg.	74.3	58.0
Opponent Scoring Avg.	71.2	66.3
Scoring Margin	+3.1	-8.3
Field Goal %	.463	.390
Opponent Field Goal %	.439	.442
3-Point Field Goal %	.358	.304
Opponent 3-Point Field Goal %	.337	.373
3-Point Field Goal Made PG	6.3	5.3
3-Point Field Goal Attempts PG	17.6	17.6
Free Throw %	.723	.677
Opponent Free Throw %	.648	.667
Rebounding Avg.	38.7	32.3
Opponent Rebounding Avg.	29.3	33.7
Rebounding Margin	+9.4	-1.3
Turnovers Avg.	18.8	19.0
Opponent Turnover Avg.	13.5	16.7
Assists Avg.	13.8	10.6
Blocks Avg.	4.5	3.3
Steals Avg.	4.5	7.4

WEEKLY MEDIA AVAILABILITY (DEC. 16-22)

SUNDAY Dec. 16	MONDAY Dec. 17	TUESDAY Dec. 18	WEDNESDAY Dec. 19	THURSDAY Dec. 20	FRIDAY Dec. 21	SATURDAY Dec. 22
No Availability	No Availability	Frank Martin Press Conf. 11 a.m., CLA	vs. App State W, 74-69	No Availability	No Availability Travel to NYC	vs. Manhattan 5:30 p.m. Barclays Center

* All practices are closed • please contact SID Emily Feeney-Molinary for all media requests

A SOUTH CAROLINA WIN WOULD ...

- Be Carolina's third on a neutral site court this season
- Mark the eighth non-conference win of the season for the Gamecocks

■ Junior guard Brenton Williams suffered a neck injury midway through the second half vs. St. John's on Nov. 29. He was transported to a local hospital and further evaluated. He was released and traveled home with the team. He returned vs. Clemson and led the team in scoring with 16 points, his sixth double-figure scoring game of the year.

■ South Carolina posted a 74-62 victory over Arkansas Little-Rock on Nov. 25 to claim the 2012 Hoops For Hope Classic tournament title in Puerto Vallarta, Mexico. Senior guard Lakeem Jackson was named to the All-Tournament Team and senior guard LaShay Page was named the tournament's Most Outstanding Player.

■ Senior forward Lakeem Jackson collected his second double-double of the season vs. UALR, scoring 10 points and collecting a career-high 15 rebounds. It was the most rebounds in a contest for Jackson since he collected 14 vs. Alabama on March 11, 2010.

■ Senior guard LaShay Page led the Gamecocks with 19.0 points per game in two contests in Puerto Vallarta, including a team high 22 vs. Missouri State.

■ Junior guard Brian Richardson scored 14 points vs. Missouri State, including four 3s, just one shy of matching his career high. Richardson played a career-high 38 minutes in the contest.

■ Carrera, the Nov. 12 SEC Freshman of the Week, did not play vs. Morgan State, Rider or Elon due to a concussion suffered in practice on Wednesday, Nov. 14. He returned to score 18 points vs. Missouri State, including the game-tying 3-pointer at the end of regulation to send the contest into overtime.

■ In two overtime games this season, Carolina has hit an impressive 22-of-24 (91.7%) attempts from the free throw line during OT.

■ Carolina owns a 16-7 all-time record against current schools in the Metro Atlantic Conference.

SCOUTING MANHATTAN

Manhattan enters Saturday's contest with a 3-6 overall record after most recently suffering a 75-48 loss at LIU Brooklyn last Sunday. The Jaspers are 3-1 in games played in NYC this season after the loss. Junior forward Rhamel Brown has 16 blocks this season through nine games, after setting the single-season Manhattan record for blocks in a season last year with 84. Junior guard Michael Alvarado posts 11.2 points per game and Brown adds 9.7 per outing. As a team the Jaspers have hit just 39.0 percent from the field this season. The team is led by Kentucky alum Steve Masiello.

COUSY AWARD CANDIDATES

Senior guard LaShay Page and junior guard Bruce Ellington were both named candidates for the 2013 Bob Cousy Award on Thursday. The annual honor, named for Hall of Famer and former Boston Celtic Bob Cousy, recognizes the top point guards in men's college basketball. There are over 80 candidates for the 2013 award, with the list narrowed down to 20 finalists in mid-January.

MANHATTAN SERIES

Saturday's contest marks the eighth all-time between the Gamecocks and Jaspers. The teams have met twice in neutral site contests, however, both of those contests were in New York City. Below is the series breakdown:

MANHATTAN (5-2)

H: 4-1; A: 0-0; N: 1-1

J. 12, 1972	H	116-78	W
D. 28, 1972	N	79-69	W
J. 12, 1974	H	75-61	W
J. 4, 1975	H	82-63	W
D. 29, 1975	N	73-87	L
J. 12, 1977	H	67-70	L
J. 15, 1981	H	90-62	W

BY THE NUMBERS

9 - Junior guard Eric Smith dished a career high nine assists vs. Appalachian State on Wednesday, marking the most assists in a game from a South Carolina player since Devan Downey also collected nine at Tennessee on March 9, 2008.

16, 3 - Over the course of the last two games, Smith has dished 16 assists, against just three turnovers. He saw 24 minutes of action vs. Jacksonville and 23 minutes vs. App State.

10-of-13 - In Wednesday's contest vs. Appalachian State, the Gamecocks were clutch from the free throw line in the final five minutes of play. Carolina hit 10-of-13 from the line, including a 5-of-5 effort from LaShay Page.

56.2% - Junior guard Brenton Williams continues to impress on the offensive end. His 56.2 percent (41-73) from the field leads the South Carolina guards, and his 50.0 percent (18-36) from 3-point range is a team best. He was 3-of-4 from the field vs. App State, including a perfect 2-of-2 from beyond the arc.

+9.4 - The Gamecocks continue to hold a solid rebounding margin over opponents, however, Appalachian State became the first team this season to out-rebound Carolina.

19.0 - Over the course of the last two games, South Carolina is averaging 19.0 assists per game.

UP NEXT FOR THE GAMECOCKS

Following the holiday break, South Carolina will host Presbyterian as part of a doubleheader with the Gamecock women's team on Dec. 29. Game time is set for 1 p.m. ET with the contest televised on CSS.

► ASSOCIATED PRESS TOP 25

Dec. 17, 2012

Rk.	Team	Record	Pts.
1	Duke (62)	9-0	1,622
2	Michigan (3)	11-0	1,543
3	Syracuse	9-0	1,465
4	Arizona	8-0	1,371
5	Louisville	9-1	1,362
6	Indiana	9-1	1,321
7	Ohio State	8-1	1,249
8	Florida	7-1	1,163
9	Kansas	8-1	1,110
10	Illinois	12-0	1,044
11	Cincinnati	10-0	967
12	Missouri	8-1	886
13	Minnesota	11-1	730
14	Gonzaga	10-1	710
15	Georgetown	9-1	579
16	New Mexico	11-0	548
17	Creighton	10-1	530
18	San Diego State	8-1	493
19	Butler	8-2	361
20	Michigan State	9-2	343
21	UNLV	8-1	315
22	Notre Dame	9-1	291
23	North Carolina	8-2	256
24	Oklahoma State	8-1	244
25	North Carolina State	7-2	198

Others receiving votes: Oregon 176, Pittsburgh 158, Kentucky 41, Wyoming 14, Marquette 8, Virginia Commonwealth 7, Wichita State 6, Connecticut 4, Murray State 4, Miami (FL) 3, Maryland 2, Bucknell 1

► ESPN/USA TODAY TOP 25

Dec. 17, 2012

Rk.	Team	Record	Pts.
1	Duke (30)	9-0	774
2	Michigan (1)	11-0	743
3	Syracuse	9-0	695
4	Louisville	9-1	640
5	Arizona	8-0	632
6	Indiana	9-1	627
7	Ohio State	8-1	595
8	Kansas	8-1	552
9	Florida	7-1	532
10	Illinois	12-0	482
11	Cincinnati	10-0	460
12	Missouri	8-1	451
13	Creighton	10-1	351
14	Gonzaga	10-1	339
15	San Diego State	8-1	296
16	Minnesota	11-1	273
17	New Mexico	11-0	219
18	UNLV	8-1	216
19	North Carolina	8-2	187
19	Michigan State	9-2	187
21	Georgetown	9-1	180
22	Notre Dame	9-1	125
23	Kentucky	7-3	98
24	Oklahoma State	8-1	94
25	Butler	8-2	89

Others receiving votes: North Carolina State 84, Pittsburgh 74, Oregon 45, Virginia Commonwealth 11, Wyoming 8, Connecticut 6, Wichita State 5, Murray State 3, Oklahoma 2



SOUTHEASTERN CONFERENCE STANDINGS

As of Dec. 20, 2012

Team	Conference	Overall
Missouri	0-0	9-1
Florida	0-0	8-1
Ole Miss	0-0	8-1
LSU	0-0	7-1
Texas A&M	0-0	8-2
Alabama	0-0	7-3
Kentucky	0-0	7-3
South Carolina	0-0	7-3
Tennessee	0-0	6-3
Arkansas	0-0	5-4
Vanderbilt	0-0	5-4
Auburn	0-0	5-5
Mississippi State	0-0	3-6
Georgia	0-0	3-7

COACHES TELECONFERENCE

The weekly SEC men's basketball coaches teleconference is scheduled for every Monday Jan. 4 - March 5.

The 12 Southeastern Conference men's head basketball coaches will be featured from 10:00 - 11:17 a.m. (CT).

Media representatives wishing to participate in the teleconference should contact the SEC Media Relations Department for further details. Each coach will appear on the teleconference for seven minutes, according to the following schedule:

ORDER OF APPEARANCE

(All Times Eastern)

11:00 a.m.	Kevin Stallings, Vanderbilt
11:07 a.m.	Billy Donovan, Florida
11:14 a.m.	Frank Martin, South Carolina
11:21 a.m.	Mark Fox, Georgia
11:28 a.m.	Johnny Jones, LSU
11:35 a.m.	John Calipari, Kentucky
11:42 a.m.	Cuonzo Martin, Tennessee
11:49 a.m.	Mike Anderson, Arkansas
11:56 a.m.	Anthony Grant, Alabama
12:03 a.m.	Tony Barbee, Auburn
12:10 a.m.	Andy Kennedy, Ole Miss
12:17 a.m.	Rick Ray, Miss. State
12:24 a.m.	Frank Haith, Missouri
12:31 a.m.	Billy Kennedy, Texas A&M

In addition, the SEC men's basketball teams who make it to postseason will be on a teleconference on Monday, March 18 beginning at 11:00 a.m. ET.

All SEC basketball teleconferences can be listened to on the internet at www.secsports.com shortly after the conclusion of the teleconference

SOUTH CAROLINA BENCH PRODUCTION

GAME	SC-OPP	DIFF.	SC HIGH BENCH SCORER
Milwaukee	28-16	+12	Williams, 14
Morgan State	18-13	+3	Richardson, 10
Rider	32-9	+23	Kacinas, 18
Elon	16-13	+3	Richardson, 7
vs. Missouri St.	37-13	+24	Carrera, 18
vs. UALR	30-13	+17	Kacinas, 13
at St. John's	37-29	+8	Williams, 10
Clemson	40-20	+21	Williams, 16
Jacksonville	46-41	+5	Richardson, 16
Appalachian State	25-23	+2	Williams, 11
vs. Manhattan			
Presbyterian			
SC State			
at Miss State			
Auburn			
at LSU			
Vanderbilt			
at Missouri			
Arkansas			
at Florida			
Georgia			
at Kentucky			
Tennessee			
LSU			
at Alabama			
Ole Miss			
at Georgia			
Missouri			
at Texas A&M			
Miss State			
at Vanderbilt			
SEC Tournament			
NCAA Tournament			

SPECIALTY STATS

(PP) points in paint; (OT) points off turnovers; (2nd) second chance points; (FB) fast break points

(South Carolina-Opponent)

GAME	PP	OT	2ND	FB
Milwaukee	46-20	17-15	14-10	12-4
Morgan State	34-48	22-20	19-4	6-14
Rider	34-42	24-21	9-4	12-12
Elon	22-24	17-18	15-6	14-6
vs. Missouri St.	20-34	14-26	5-12	3-4
vs. UALR	38-26	22-14	19-9	10-2
at St. John's	34-30	6-10	23-14	2-11
Clemson	26-26	14-23	15-10	8-8
Jacksonville	36-36	6-20	11-8	14-14
Appalachian State	36-32	13-26	8-13	7-12
vs. Manhattan				
Presbyterian				
SC State				
at Miss State				
Auburn				
at LSU				
Vanderbilt				
at Missouri				
Arkansas				
at Florida				
Georgia				
at Kentucky				
Tennessee				
LSU				
at Alabama				
Ole Miss				
at Georgia				
Missouri				
at Texas A&M				
Miss State				
at Vanderbilt				
SEC Tournament				
NCAA Tournament				
SC Total	326	155	138	88
SC Average	32.6	15.5	13.8	8.8
Opp Total	318	193	90	87
Opp Average	31.8	19.3	9.0	8.7

UNIVERSITY INFORMATION

Location..... Columbia, S.C.
 Founded 1801
 Enrollment 30,721
 Nickname..... Gamecocks
 Colors Garnet (PMS 202) and Black
 National Affiliation..... NCAA Division I
 Conference Southeastern (SEC)
 Athletics Web Address..... www.GamecocksOnline.com
 University Web Address www.sc.edu
 President Dr. Harris Pastides
 NCAA Representative..... Dr. Zach Kelehear
 Athletics Director Ray Tanner
 Basketball Administrator/Chief Operating Officer Kevin O'Connell

BASKETBALL STAFF/INFORMATION

Head Coach..... Frank Martin
 Alma Mater Florida International, '93
 Record At South Carolina/Seasons First Season
 Overall Record/Seasons..... 124-57 (.685), 6th season
 Associate Head Coach..... Brad Underwood (Kansas State, '86)
 Assistant Coach/Recruiting Coordinator..... Matt Figger (Eastern Kentucky, '95)
 Assistant Coach..... Lamont Evans (Kansas State, '09)
 Director of Basketball Operations..... Andy Assaley (Cincinnati, '96)
 Strength & Conditioning Coach..... Scott Greenawalt (Muskingum College, '98)
 Athletic Trainer..... Mark Rodger (Buffalo, '01)
 Video Coordinator..... Dylan Lockwood (Cazenovia, '05)
 Grad. Student Mgr./Student-Athlete Development... Doug Edwards (Florida State, '07)
 Graduate Student Manager Darren Kent (Kansas State, '09)
 Home Arena..... Colonial Life Arena
 Capacity..... 18,000
 Arena General Manager Lexi Boone
 Press Row Phone Number 803-777-6182

BASKETBALL HISTORY

First Year of Basketball..... 1908
 All-Time Record..... 1,304-1,152-1 (.530)
 Overall Postseason Record..... 25-18
 NCAA Tournament Appearances..... 1971, 1972, 1973, 1974, 1989, 1997,
 1998, 2004
 NCAA Tournament Record 4-9
 Last NCAA Tournament Appearance..... 2004, L vs. Memphis, 59-43
 NIT Appearances..... 1969, 1975, 1978, 1983, 1991, 1996,
 2001, 2002, 2005, 2006, 2009
 NIT Record 21-9
 Last NIT Appearance..... 2009, L vs. Davidson, 70-63
 Conference Championships ..1970 ACC, 1997 SEC, 2009 SEC East Co-Champs
 Conference Tournament Titles..... 1934 SoCon, 1971 ACC

TEAM INFORMATION

2011-12 Record 10-21
 Southeastern Conference Record/Finish 2-14/12th
 Postseason..... None
 Letterwinners Returning/Lost..... 9/3
 Starters Returning/Lost..... 2/3*
 *based on final game starters from 2011-12 season
 Newcomers..... 4
 Roster Breakdown 3 freshmen, 2 sophomores, 5 juniors, 3 seniors

MEDIA RELATIONS

Asst. Media Relations Director/Men's Basketball Contact Emily Feeney-Molinary
 Feeney's email efeeney@mailbox.sc.edu
 Feeney's office phone 803-777-7743
 Website..... GamecocksOnline.com



HEAD COACH FRANK MARTIN

COACHING CAREER

KANSAS STATE (2007-12)

2007-08	21-12	NCAA, 2nd Round
2008-09	22-12	NIT, 2nd Round
2009-10	29-8	NCAA, Elite Eight
2010-11	23-11	NCAA, 3rd Round
2011-12	22-11	NCAA, 3rd Round
5 years	117-54 (.684)	7-5 postseason record



SOUTH CAROLINA (2012-PRESENT)

2012-13	7-3	-
1 year	7-3	
Career Total	124-57 (.685)	

COACHING

EXPERIENCE

28th season

COLLEGE EXPERIENCE

13th season

COLLEGE HEAD COACH EXPERIENCE

6th season

HIRE DATE AT CAROLINA

March 27, 2012

PERSONAL

HOMETOWN

Miami, Fla.

ALMA MATER

Florida International, 1993 (B.A. Physical Education)

FAMILY

Wife, Anya

Children, Brandon, Amalia and Christian

COACHING RESUME

HIGH SCHOOL

Miami Senior High, 1985-93

Varsity Boys' Assistant Coach

Junior Varsity Boys' Head Coach

North Miami High, Head Coach, 1993-95

Miami Senior High, Head Coach, 1995-98

B.T. Washington High, Head Coach, 1999-2000

COLLEGE ASSISTANT COACH

Northeastern, 2000-04

Cincinnati, 2004-06

Kansas State, 2006-07

COLLEGE HEAD COACH

Kansas State, 2007-12

South Carolina, 2012-present

2013 SEC TOURNAMENT

The 2013 SEC Men's Basketball Tournament will be played March 13-17 at Bridgestone Arena in Nashville, Tenn. The men's basketball tournament has expanded to include all 14 teams and will be seeded 1-14. The tournament will begin on Wednesday, March 13 with matchups between the No. 11 and No. 14 seeds and the No. 12 and No. 13 seeds. The winners will advance to meet the sixth and fifth seeds, respectively, on Thursday. Also playing on Thursday will be the No. 8 and No. 9 seeds and the No. 7 and No. 10 seeds. The top four seeds in the tournament will receive byes until Friday's quarterfinal round.

NON-CONFERENCE SCHEDULE

The 2012-13 non-conference slate features 10 home dates, including one exhibition, to be played at Colonial Life Arena, two trips to New York City and an international visit to Puerto Vallarta, Mexico, to highlight the lineup. In the non-conference portion of its schedule, the Gamecocks will take part in three events, including the Hoops for Hope Classic with games in Columbia and Puerto Vallarta, Mexico, the annual SEC/BIG EAST Challenge, as well as the Brooklyn Hoops Holiday Invitational. The latter two will see the Gamecocks travel to New York City.

EXCEPTIONAL COACHING STAFF

The South Carolina men's basketball staff has nearly 100 years of coaching experience combined from the high school level, through the junior college ranks and at elite level programs in Division I basketball. Head coach Frank Martin is in his 13th season of coaching in college basketball, associate head coach Brad Underwood in his 27th, assistant coach Matt Figger in his 20th and Lamont Evans in his fifth.

CHATKEVICIUS MISSED FIRST SIX GAMES

South Carolina head men's basketball coach Frank Martin announced on Nov. 11 that freshman forward Laimonas Chatkevicius would miss the first six games of the 2012-13 season. The NCAA determined that Chatkevicius received impermissible benefits from his host family prior to enrolling at the University of South Carolina, and as a result he will be withheld from the first six games. He was able to return to game action vs. St. John's.

MARTIN CONFIRMS SIGNING OF RINGER, MCKIE AND THORNWELL

Martin on Desmond Ringer (F/C – 6-9 – 260 – McDonough, Ga. – Eagle’s Landing)

“Desmond Ringer gives us size, strength, athleticism and skill on the front line. He comes from a very successful high school program, and we’re excited to have him be part of our family. He is a guy that understands how to play, and he has great size and real good hands. Desmond is someone that we feel will become a big-time presence on the front line for many years to come.”

Martin on Justin McKie (G – 6-4 – 180 – Columbia, S.C. - Irmo)

“With his name alone, it should give people an understanding of the kind of bloodlines that he has. Justin loves to win, and he is coached by Tim Whipple, one of the great coaches in the country, not just in high school basketball or in this state. In my seven months here, Justin has improved as much as any player that I have watched. We really like his toughness, his ability to play defense in a system that is similar to ours and his length and size on the perimeter. He is someone that, as we move forward, we think he is definitely a great part of building a championship program.”

Martin on Sindarius Thornwell (G – 6-5 – 180 – Lancaster, S.C. – Oak Hill Academy)

“Sindarius Thornwell is an extremely talented guard, and he is a winner. In today’s day and age, you have players that are highly ranked across the country that have a sense of entitlement, and he does not. He remains very humble and very loyal to his state. With his choice to play at South Carolina, it shows the kind of love that he, along with the other guys, have for this University. For he and Justin, representing their state was something very important to them. Sindarius has a chance to be a special player in our program. He is another big guard, who can play the point guard position, as well as the two and three. He is the consummate winner; he defends, he rebounds and he is a great decision maker with the basketball.”

** a complete release with signee information will be available next week*

ROSTER BREAKDOWN

RETURNING STARTERS (2)

Bruce Ellington
Damien Leonard
**based on final game of 2011-12 season*

RETURNING LETTERWINNERS (9)

Bruce Ellington
Carlton Geathers
Lakeem Jackson
Damien Leonard
Shane Phillips
Brian Richardson
RJ Slawson
Eric Smith
Brenton Williams

GUARDS (8)

Austin Constable
Bruce Ellington
Damien Leonard
LaShay Page
Shane Phillips
Brian Richardson
Eric Smith
Brenton Williams

FORWARDS (7)

Michael Carrera
Laimonas Chatkevicius
Carlton Geathers
Lakeem Jackson
Mindaugas Kacinas
RJ Slawson
Brian Steele

BY HEIGHT

Laimonas Chatkevicius - 6'11"
Carlton Geathers - 6'10"
RJ Slawson - 6'8"
Mindaugas Kacinas - 6'7"
Lakeem Jackson - 6'5"
Michael Carrera - 6'5"
Brian Steele - 6'5"
Brian Richardson - 6'4"
Damien Leonard - 6'4"
LaShay Page - 6'2"
Austin Constable - 6'0"
Brenton Williams - 5'11"
Eric Smith - 5'11"
Shane Phillips - 5'10"
Bruce Ellington - 5'9"

PRONUNCIATION

Lie-MOAN-us Shh-CAVE-VEE-us
Min-DAWG-us Kah-SEEN-us

2012-13 SOUTH CAROLINA ROSTER

ALPHABETICAL

No.	Name	Pos.	Ht.	Wt.	Cl.	Exp.	Hometown/High/Last School
24	Michael Carrera	F	6-5	212	FR	HS	Anzoátegui, Venezuela/Montrose Christian School
14	Laimonas Chatkevicius	F	6-11	255	FR	HS	Klaipeda, Lithuania/South Kent School
12	Austin Constable*	F	6-0	175	FR	HS	West Chester, Pa./Henderson
23	Bruce Ellington	G	5-9	197	JR	2VL	Moncks Corner, S.C./Berkeley
45	Carlton Geathers	F	6-10	255	RS SO	1VL	Georgetown, S.C./Carvers Bay
30	Lakeem Jackson	F	6-5	235	SR	3VL	Charlotte, N.C./Christ School
25	Mindaugas Kacinas	F	6-7	210	FR	HS	Klaipeda, Lithuania/Word of Life Fire Traditional School
32	Damien Leonard	G	6-4	190	SO	1VL	Greenville, S.C./J.L. Mann
0	LaShay Page	G	6-2	195	SR	2VL	Dillon, S.C./Dillon/Southern Mississippi
55	Shane Phillips*	G	5-10	170	SR	1L	Pittsburgh, Pa./Wheeling (W.Va.) Central
2	Brian Richardson	G	6-4	175	JR	2VL	Wilson, N.C./Greenfield School
33	RJ Slawson	F	6-8	220	JR	2VL	Charleston, S.C./Fort Dorchester
5	Eric Smith	G	5-11	205	JR	2VL	Mullins, S.C./Christ School
35	Brian Steele*	F	6-5	196	FR	HS	Greenville, S.C./Wade Hampton School
1	Brenton Williams	G	5-11	175	JR	1VL	Kissimmee, Fla./Osceola High School/Santa Fe College

NUMERICAL

No.	Name	Pos.	Ht.	Wt.	Cl.	Exp.	Hometown/High/Last School
0	LaShay Page	G	6-2	195	SR	2VL	Dillon, S.C./Dillon/Southern Mississippi
1	Brenton Williams	G	5-11	175	JR	1VL	Kissimmee, Fla./Osceola High School/Santa Fe College
2	Brian Richardson	G	6-4	175	JR	2VL	Wilson, N.C./Greenfield School
5	Eric Smith	G	5-11	205	JR	2VL	Mullins, S.C./Christ School
12	Austin Constable*	F	6-0	175	FR	HS	West Chester, Pa./Henderson
14	Laimonas Chatkevicius	F	6-11	255	FR	HS	Klaipeda, Lithuania/South Kent School
23	Bruce Ellington	G	5-9	197	JR	2VL	Moncks Corner, S.C./Berkeley
24	Michael Carrera	F	6-5	212	FR	HS	Anzoátegui, Venezuela/Montrose Christian School
25	Mindaugas Kacinas	F	6-7	210	FR	HS	Klaipeda, Lithuania/Word of Life Fire Traditional School
30	Lakeem Jackson	F	6-5	235	SR	3VL	Charlotte, N.C./Christ School
32	Damien Leonard	G	6-4	190	SO	1VL	Greenville, S.C./J.L. Mann
33	RJ Slawson	F	6-8	220	JR	2VL	Charleston, S.C./Fort Dorchester
35	Brian Steele*	F	6-5	196	FR	HS	Greenville, S.C./Wade Hampton School
45	Carlton Geathers	F	6-10	255	RS SO	1VL	Georgetown, S.C./Carvers Bay
55	Shane Phillips*	G	5-10	170	SR	1L	Pittsburgh, Pa./Wheeling (W.Va.) Central

Head Coach: Frank Martin (Florida International, '93)

Associate Head Coach: Brad Underwood (Kansas State, '86)

Assistant Coach/Recruiting Coordinator: Matt Figger (Eastern Kentucky, '95)

Assistant Coach: Lamont Evans (Kansas State, '09)

Director of Basketball Operations: Andy Assaley (Cincinnati, '96)

Strength & Conditioning Coach: Scott Greenawalt (Muskingum College, '98)

Athletic Trainer: Mark Rodger (Buffalo, '01)


Video Coordinator: Dylan Lockwood (Cazenovia, '05)

Graduate Student Manager/Student-Athlete Development: Doug Edwards (Florida State, '07)

Graduate Student Manager: Darren Kent (Kansas State, '09)

** indicates walk-on*

RADIO/TV SPOT CHART




#0

LASHAY PAGE
Sr. - G - 6-2 - 195
Dillon, S.C.
Southern Miss.




#1

BRENTON WILLIAMS
Jr. - G - 5-11 - 175
Kissimmee, Fla.
Santa Fe College




#2

BRIAN RICHARDSON
Jr. - G - 6-4 - 175
Wilson, N.C.
Greenfield School




#5

ERIC SMITH
Jr. - G - 5-11 - 205
Mullins, S.C.
Christ School




#12

AUSTIN CONSTABLE
Fr. - G - 6-0 - 175
West Chester, Pa.
Henderson



#14

LAIMONAS CHATKEVICIUS
Fr. - F - 6-11 - 255
Klaipeda, Lithuania
South Kent (Conn.)
School




#23

BRUCE ELLINGTON
Jr. - G - 5-9 - 197
Moncks Corner, S.C.
Berkeley



#24

MICHAEL CARRERA
Fr. - F - 6-5 - 212
Anzoátegui, Venezuela
Montrose Christian



#25

MINDAUGAS KACINAS
Fr. - F - 6-7 - 210
Klaipeda, Lithuania
Word of Life Fire
Traditional School



#30

LAKEEM JACKSON
Sr. - F - 6-5 - 235
Charlotte, N.C.
Christ School



#32

DAMIEN LEONARD
So. - G - 6-4 - 190
Greenville, S.C.
J.L. Mann




#33

RJ SLAWSON
Jr. - F - 6-8 - 220
Charleston, S.C.
Fort Dorchester



#35

BRIAN STEELE
Fr. - F - 6-5 - 196
Greenville, S.C.
Wade Hampton School



#45

CARLTON GEATHERS
R-So. - F - 6-10 - 255
Georgetown, S.C.
Carvers Bay



#55

SHANE PHILLIPS
Sr. - G - 5-10 - 170
Pittsburgh, Pa.
Wheeling Central (W.Va.)



FRANK MARTIN
Head Coach



BRAD UNDERWOOD
Associate Head Coach



MATT FIGGER
Assistant Coach/
Recruiting Coordinator



LAMONT EVANS
Assistant Coach



ANDY ASSALEY
Director of Basketball
Operations



SCOTT GREENAWALT
Strength & Conditioning
Coach



MARK RODGER
Athletic Trainer



DOUG EDWARDS
Grad. Student Manager/
Student-Athlete
Development



DARREN KENT
Grad. Student Manager



DYLAN LOCKWOOD
Video Coordinator



EMILY FEENEY-MOLINARY
Media Relations

GAMECOCKS RECORD WHEN ...

At home	5-2
On the road	0-1
At neutral sites	2-0
In overtime	2-0
vs. Top 25 team	0-0
vs. Top 10 team	0-0
vs. Top 3 team	0-0
Leading at half	5-0
Trailing at half	2-3
Tied at half	0-0
Shooting 50% or better	5-0
Shooting between 39-49%	2-1
Shooting less than 39%	0-2
Opp. shooting 50% or better	2-1
Opp. shooting between 39-49%	2-2
Opp. shooting less than 39%	3-0
Shooting better than opp.	6-0
Shooting worse than/equal to opp.	1-3
Starters out-score opp. starters	3-0
Opp. starters score/equal more	4-3
Bench out-scores opp. bench	7-3
Opp. bench scores/equals more	0-0
Having more FTs than opp.	3-1
Having equal/less FTs than opp.	4-2
Have more TOs than opp.	5-3
Having equal/less TOs than opp.	2-0
Having more rebounds than opp.	6-3
Having equal/less rebounds than opp.	1-0
Making 6 or more 3FGs	5-1
Having 15 or more assists	3-0
Having less than 15 assists	4-3
Score more points in paint than opp.	3-1
Scoring equal/less points in paint than opp.	4-2
Scoring more points off TOs than opp.	4-0
Scoring equal/less points off TOs than opp.	3-3
Scoring more 2nd-chance points than opp.	5-3
Scoring equal/less 2nd-chance points than opp.	2-0
Scoring more fast break points than opp.	2-1
Scoring equal/less fast break points than opp.	5-2
Wearing White uniforms	2-2
Wearing Garnet uniforms	0-0
Wearing Black uniforms	1-0
Wearing Gray Uniforms	4-1
Playing on live TV	5-2
Playing in November	5-2
Playing in December	2-1
Playing in January	0-0
Playing in February	0-0
Playing in March	0-0
Playing a day-game	1-1
Playing a night-game	6-2
Playing on Sunday	2-1
Playing on a Monday	1-0
Playing on a Tuesday	0-0
Playing on a Wednesday	1-1
Playing on a Thursday	0-1
Playing on a Friday	2-0
Playing on a Saturday	1-0
Scoring margin is 5 points or less	1-0
Margin is between 6-10	2-1
Margin is between 11-20	4-1
Margin is more than 20	0-1
Scoring 59 points or less	0-2
Scoring 60-69 points	0-1
Scoring 70-79 points	3-0
Scoring 80-89 points	3-0
Scoring 90-99 points	1-0
Scoring 100+ points	0-0

MISCELLANEOUS

Current streak	W2
Home court streak	W2
Away streak	L1
Neutral court streak	W2

2012-13 SUPERLATIVES

(tied for team lead also included)

Scoring Leaders	'12-13	Career
LaShay Page	3	3*
Brenton Williams	3	4
Lakeem Jackson	2	4
Michael Carrera	2	2

Rebounding Leaders	'12-13	Career
Michael Carrera	4	4
Lakeem Jackson	5	21
LaShay Page	1	1*
Mindaugas Kacinas	1	1

Assists Leaders	'12-13	Career
Eric Smith	7	13
Lakeem Jackson	2	25
Brian Richardson	3	4

Blocks Leaders	'12-13	Career
Michael Carrera	3	3
RJ Slawson	2	7
Damien Leonard	1	1
Brenton Williams	1	1
Brian Richardson	1	1
Lakeem Jackson	3	6
Mindaugas Kacinas	5	5
LaShay Page	1	1*

Steals Leaders	'12-13	Career
Lakeem Jackson	4	21
Eric Smith	5	6
Brenton Williams	3	6
Brian Richardson	2	9
Mindaugas Kacinas	1	1
LaShay Page	1	1*
Michael Carrera	1	1
Damien Leonard	1	4
RJ Slawson	2	7
Bruce Ellington	3	17

Double-Figure Scoring	'12-13	Career
Michael Carrera	4	4
Lakeem Jackson	5	23
LaShay Page	5	5*
Brenton Williams	8	14
RJ Slawson	1	4
Eric Smith	2	4
Brian Richardson	3	13
Mindaugas Kacinas	4	4
Bruce Ellington	2	30

20+ points	'12-13	Career
LaShay Page	2	2*
Brenton Williams	1	1

30+ points	'12-13	Career
-	-	-

Double-Figure Rebounding	'12-13	Career
Michael Carrera	2	2
Mindaugas Kacinas	2	2
Lakeem Jackson	2	8

5+ assists	'12-13	Career
Eric Smith	4	5
Lakeem Jackson	2	8

3+ steals	'12-13	Career
Eric Smith	1	1

2+ blocks	'12-13	Career
Michael Carrera	2	2
Lakeem Jackson	2	6
Mindaugas Kacinas	4	4
Brian Richardson	1	1

Double-Doubles	'12-13	Career
Michael Carrera	2	2
Lakeem Jackson	2	3
Mindaugas Kacinas	1	1

Clutch Free Throws (under 5 min/OT)	'12-13	Career
Brenton Williams	11-12	.917
Michael Carrera	5-6	.833
Eric Smith	9-12	.750
Lakeem Jackson	0-5	.000
RJ Slawson	1-3	.500
LaShay Page	14-15	.933
Bruce Ellington	4-5	.800
Laimonas Chatkevicius	1-4	.250
Brian Richardson	2-2	1.000
Mindaugas Kacinas	10-12	.833
Totals	57-76	.750

* indicates at South Carolina

Miscellaneous

Largest Halftime Lead	
SC	27, vs. Jacksonville, Dec. 7, 2012
Opp	15, Milwaukee, Nov. 11, 2012
Smallest Halftime Lead	
SC	2, vs. Appalachian State, Dec. 19, 2012
Opp	1, Clemson, Dec. 2, 2012
Fewest Points In First Half	
SC	23, twice, last vs. Elon, Nov. 21, 2012
Opp	22, UALR, Nov. 25, 2012
Most Points In First Half	
SC	57, vs. Jacksonville, Dec/ 7, 2012
Opp	41, Morgan State, Nov. 16, 2012
Most Points In Second Half	
SC	44, vs. Rider, Nov. 19, 2012
Opp	51, St. John's, Nov. 29, 2012
Fewest Points In Second Half	
SC	30, vs. Elon, Nov. 21, 2012
Opp	25, Missouri State, Nov. 24, 2012
Most Points in Overtime	
SC	16, twice, last vs. Mizz. State, Nov. 24, 2012
Opp	9, twice, last Missouri State, Nov. 24, 2012
Largest Margin of Victory	
SC	17, vs. Jacksonville, Dec. 7, 2012
Opp	24, St. John's, Nov. 29, 2012
Smallest Margin of Victory	
SC	5, vs. Appalachian State, Dec. 19, 2012
Opp	9, Clemson, Dec. 2, 2012

2012-13 GAME BY GAME COMPARISON

	Date	Result	FG-A	Pct	3FG-A	Pct	FT-A	Pct	O-D-Total	PF	Pts	A	TO	Blk	Stl	Min	Half
Milwaukee & South Carolina	Nov. 11	W, 82-75 (OT)	26-67	.388	14-33	.424	9-19	.474	15-18-33	24	75	17	15	3	7	225	38
Morgan State			28-63	.444	0-11	.000	26-31	.839	17-28-45	16	82	11	17	7	5	225	23
South Carolina	Nov. 16	W, 87-71	28-53	.528	2-13	.154	13-20	.650	6-16-22	20	71	13	20	4	11	200	41
Rider & South Carolina	Nov. 19	W, 88-76	30-57	.526	6-16	.375	21-26	.808	13-22-35	20	87	10	20	2	5	200	45
Elon			27-53	.509	6-14	.429	16-21	.762	8-15-23	13	76	13	17	2	9	200	37
South Carolina	Nov. 21	L, 65-53	32-60	.533	13-27	.481	11-14	.786	11-22-33	20	88	22	18	2	5	200	44
Missouri State ^			26-57	.456	8-15	.533	5-11	.455	9-21-30	19	65	13	14	6	12	200	31
South Carolina	Nov. 21	L, 65-53	18-56	.321	6-19	.316	11-17	.647	18-25-43	16	53	10	22	5	7	200	23
South Carolina	Nov. 24	W, 74-67 (OT)	23-59	.390	5-19	.263	16-28	.571	12-17-29	24	67	7	13	0	10	225	33
UALR ^			22-39	.564	8-18	.444	22-28	.786	4-29-33	24	74	13	25	5	2	225	28
South Carolina	Nov. 25	W, 74-62	23-57	.404	5-16	.313	11-23	.478	15-10-25	18	62	14	12	3	11	200	22
St. John's %			28-50	.560	6-16	.375	12-17	.706	15-25-40	20	74	14	21	5	9	200	39
South Carolina	Nov. 29	L, 89-65	33-58	.569	7-14	.500	16-24	.667	11-20-31	18	89	19	7	9	8	200	38
Clemson			24-65	.369	5-23	.217	12-21	.571	24-19-43	17	65	10	12	1	2	200	26
South Carolina	Dec. 2	L, 64-55	17-39	.436	3-11	.273	27-37	.730	722-29	25	64	8	13	8	10	200	28
Jacksonville			18-52	.346	4-15	.267	15-22	.682	17-19-36	28	55	10	19	4	3	200	27
South Carolina	Dec. 7	W, 91-74	26-68	.382	3-20	.150	19-28	.679	13-18-31	22	74	11	7	8	7	200	30
Appalachian State			31-56	.554	10-16	.525	19-29	.655	10-32-42	25	91	20	17	6	3	200	57
South Carolina	Dec. 19	W, 74-69	23-63	.365	4-14	.286	19-22	.864	17-23-40	24	69	12	17	4	6	200	35
South Carolina	Dec. 19	W, 74-69	28-61	.459	5-15	.333	13-19	.684	13-24-37	21	74	18	17	8	4	200	37

* indicates SEC contest | &-Hoops For Hope Classic (Columbia, S.C.) | ^-Hoops For Hope Classic (Puerto Vallarta, Mexico) | %-SEC/BIG EAST Challenge | #-Brooklyn Hoops Holiday Invitational (Brooklyn, N.Y.)

2012-13 RESULTS: OVERALL, 7-3; HOME, 5-2; AWAY, 0-1; NEUTRAL, 2-0; SEC, 0-0

DATE	OPPONENT	W/L	SCORE	RECORD (SEC)	POINTS	REBOUNDS	ASSISTS	BLOCKS	STEALS	ATTENDANCE
Nov. 11	Milwaukee &	W	82-75 (OT)	1-0	Page (19)	Carrera (15)	Smith (4)	Carrera (3)	5 with 1	7335 (paid)
Nov. 16	Morgan State	W	87-71	2-0	Page (20)	Jackson (8)	Jackson (4)	Slawson/Lenard (1)	Page (2)	8019 (paid)
Nov. 19	Rider &	W	88-76	3-0	Williams (22)	Jackson (7)	Richardson (6)	Williams/Richardson (1)	Jackson (2)	7157 (paid)
Nov. 21	Elon	L	65-53	3-1	Jackson (14)	Jackson (10)	Richardson (4)	Jackson (2)	Jackson (2)	6754 (paid)
Nov. 24	Missouri State ^	W	74-64 (OT)	4-1	Page (22)	Page (6)	Smith (6)	Kacinas (2)	Carrera/Leonard (1)	303
Nov. 25	UALR ^	W	74-62	5-1	Williams (17)	Jackson (15)	Smith/Jackson (5)	Jackson/Kacinas (2)	Smith (3)	276
Nov. 29	St. John's %	L	89-65	5-2	Carrera (11)	Carrera (11)	Smith/Richardson (2)	Page (1)	Slawson/Williams (1)	4,902
Dec. 2	Clemson	L	64-55	5-3	Williams (16)	Jackson/Carrera (6)	Smith (3)	4 with 1	3 with 1	10,684 (paid)
Dec. 7	Jacksonville	W	91-74	6-3	Carrera (17)	Carrera (9)	Smith (7)	Carrera/Kacinas (2)	3 with 1	6,980 (paid)
Dec. 19	Appalachian State	W	74-69	7-3	Jackson (16)	Kacinas (12)	Smith (9)	Kacinas (3)	4 with 1	8,118 (paid)

* indicates SEC contest | &-Hoops For Hope Classic (Columbia, S.C.) | ^-Hoops For Hope Classic (Puerto Vallarta, Mexico) | %-SEC/BIG EAST Challenge | #-Brooklyn Hoops Holiday Invitational (Brooklyn, N.Y.)

2012-13 STARTING LINEUP WIN-LOSS

Guard	Guard	Forward	Forward	Forward	2012-13	Games
Page	Smith	Slawson	Jackson	Carrera	2-2	4
Guard	Guard	Guard	Forward	Forward	2012-13	Games
Page	Smith	Williams	Jackson	Slawson	2-1	3
Guard	Guard	Forward	Forward	Forward	2012-13	Games
Page	Smith	Kacinas	Jackson	Slawson	2-0	2
Guard	Guard	Forward	Forward	Forward	2012-13	Games
Williams	Smith	Slawson	Jackson	Carrera	1-0	1

GAME 1 - SOUTH CAROLINA 82, MILWAUKEE 75 (OT)
NOV. 11, 2012/COLONIAL LIFE ARENA

COLUMBIA, S.C. -- Brenton Williams scored 12 of his 14 points in overtime as South Carolina (1-0) overcame a 17-point deficit in the second half to defeat Wisconsin-Milwaukee 82-75 Sunday in Frank Martin's debut as Gamecocks coach.

They trailed 40-23 early in the second half. But Carolina ended the period on a 26-12 run and tied things on two foul shots by freshman Mindaugas Kacinas to force the extra period.

Freshman forward Michael Carrera was stellar in the contest, posting a double-double with 17 points and 15 rebounds. It marked the first double-double by a Gamecock freshman since the 2008 campaign. Kacinas also pulled down double-digit rebounds with 13, while adding eight points.

Senior transfer LaShay Page paced Carolina with 19 points, including 17 in the second half. Williams posted 14 points, including a perfect 8-of-8 performance from the free throw line in overtime.

Jordan Aaron had 28 points to lead the Panthers (1-1).

The teams traded baskets early in the first half before Kacinas assisted Williams on a layup underneath to give Carolina a 14-11 upperhand at the 12:38 mark.

The Panthers responded with an 8-0 run through the under-eight minute media timeout, before a lay-up from Carrera at the 6:21 mark halted the scoring drought for Carolina.

The difference in the first half was eight made 3's from the Panthers, while the Gamecocks were 0-of-8 from beyond the arc. Carrera ended the half with a near double-double, scoring nine points and pulling down nine rebounds, but UWM held a 38-23 upperhand at the break.

Carolina started the second half on a 9-2 run, propelled by a lay-up and two jumpers from Page, which forced an early timeout from Milwaukee.

After the break, stellar play from the Gamecocks brought the score within four at 40-36. Carrera hit a pair of free throws before Kacinas blocked a shot at the opposite end and assisted on Page's fifth made basket of the second half at the 14:32 mark.

Milwaukee extended its lead to 50-36 with 11:53 remaining, but the Gamecocks continued to battle.

The Gamecocks had cut Wisconsin-Milwaukee's lead to 63-58 with 4:32 to go when Theinro Niang hit the team's 13th 3-pointer to give them an eight-point cushion with under 4 minutes to go.

Kacinas began the final charge in regulation with an inside bucket, Carrera had a putback, and Eric Smith drove in for a layup to make it 66-64 with 1:18 to go.

After Niang missed a 3-point try, Kacinas found himself with the ball outside the 3-point line and time running down. He got fouled by Kyle Kelm on the long-range attempt and made 2-of-3 free throws to tie the game.

Carrera got things going in overtime with two foul shots as South Carolina moved in front for the first time since early in the opening half. Kacinas followed with two more foul shots before Williams took over.

Williams scored 12 of Carolina's 16 points in overtime.

***The Associated Press contributed to this report*

GAME 1

Official Basketball Box Score -- Game Totals -- Final Statistics
UW-Milwaukee vs South Carolina
11/11/12 3 p.m. at Columbia, S.C. (Colonial Life Arena)



UW-Milwaukee 75 • 1-1

##	Player	Total			3-Ptr			Rebounds			PF	TP	A	T	Bk	Stl	Min
		FG	FGA	FT	FTA	FT	FTA	Off	Def	Total							
15	HARRIS, Demetrius	f	3-7	0-0	0-4	2	0	2	3	6	0	1	0	2	18		
42	HAARMSMA, James	f	5-9	2-2	2-2	5	5	10	4	14	0	4	0	0	24		
45	WOLF, Christian	f	0-1	0-0	2-2	0	1	1	3	2	1	1	0	0	10		
01	AARON, Jordan	g	9-24	7-14	3-4	2	2	4	5	28	6	3	0	3	44		
10	NIANG, Thierno	g	3-11	2-7	1-4	1	1	2	2	9	2	2	0	2	43		
03	KELM, Kyle	g	2-3	1-2	0-0	1	1	2	3	5	3	1	2	0	34		
22	RICHARD, Evan	g	0-1	0-0	0-0	0	0	0	1	0	0	1	0	0	3		
23	PANOSKE, J.J.	g	0-1	0-1	0-0	0	0	0	0	0	0	1	0	0	1		
34	ARIANS, Austin	g	3-7	2-6	0-0	0	1	1	1	8	1	0	0	0	15		
44	HAGGERTY, Ryan	g	1-3	0-1	1-3	1	3	4	2	3	4	1	1	0	33		
Team						3			4								
Totals			26-67	14-33	9-19	15	18	33	24	75	17	15	3	7	225		

FG % 1st Half:	13-29	44.8%	2nd Half:	11-28	39.3%	OT:	2-10	20.0%	Game:	26-67	38.8%	Deadball Rebounds:	
3FG % 1st Half:	8-14	57.1%	2nd Half:	5-13	38.5%	OT:	1-6	16.7%	Game:	14-33	42.4%	Rebounds:	
FT % 1st Half:	4-10	40.0%	2nd Half:	1-5	20.0%	OT:	4-4	100.0%	Game:	9-19	47.4%	4.1	

South Carolina 82 • 1-0

##	Player	Total			3-Ptr			Rebounds			PF	TP	A	T	Bk	Stl	Min
		FG	FGA	FT	FTA	FT	FTA	Off	Def	Total							
24	CARRERA, Michael	f	6-12	0-0	5-5	7	8	15	4	17	0	2	3	0	29		
30	JACKSON, Lakeem	f	6-10	0-0	0-1	1	5	6	1	12	0	2	1	1	40-		
33	SLAWSON, RJ	f	0-1	0-0	0	2	2	1	0	0	0	0	0	0	14		
00	PAGE, LaShay	g	7-18	0-6	5-7	0	1	1	0	19	2	1	0	0	35		
05	SMITH, Eric	g	2-9	0-1	2-2	0	1	1	6	4	4	1	1	1	38		
01	WILLIAMS, Brenton	g	3-6	0-2	8-8	0	1	1	3	14	0	4	0	1	13		
02	RICHARDSON, Brian	g	3-3	0-0	0-0	0	0	0	3	6	2	3	1	1	20		
25	KACINAS, Mindaugas	g	1-3	0-1	6-8	6	7	13	2	8	3	1	1	1	31		
32	LEONARD, Damien	g	0-1	0-1	0-0	1	0	1	0	0	0	0	0	0	5		
Team						2			3								
Totals			28-63	0-11	26-31	17	28	45	16	82	11	17	7	5	225		

FG % 1st Half:	9-34	26.5%	2nd Half:	17-24	70.8%	OT:	2-5	40.0%	Game:	28-63	44.4%	Deadball Rebounds:	
3FG % 1st Half:	0-8	0.0%	2nd Half:	0-0	0.0%	OT:	0-0	0.0%	Game:	0-11	0.0%	Rebounds:	
FT % 1st Half:	5-6	83.3%	2nd Half:	9-13	69.2%	OT:	12-12	100.0%	Game:	26-31	83.9%	4.4	

Officials: Mike Nance, Mike Stephens, Nathan Quick
 Technical fouls: UW-Milwaukee-None, South Carolina-None.
 Attendance: 735
 Hoops For Hope Classic, Round 1

Score by periods	1st	2nd	OT	Total
UW-Milwaukee	38	28	9	75
South Carolina	23	43	16	82

Last FG - UWM 01:41, SC 01:55.
 Largest lead - UWM by 17 2nd:19:16, SC by 7 0T:00:01.

In	Off	2nd	Fast	Bench
UWM	20	15	10	4
SC	46	17	14	12

Score tied - 3 times.
 Lead changed - 8 times.

GAME 2 - SOUTH CAROLINA 87, MORGAN STATE 71
NOV. 16, 2012/COLONIAL LIFE ARENA

COLUMBIA, S.C. - South Carolina (2-0) defeated Morgan State (1-3) 87-71 on Friday night in non-conference action at Colonial Life Arena. Five Gamecocks scored double figures in the match, led by senior guard LaShay Page who scored a game-high 20 points and pulled down five rebounds.

South Carolina junior guards Eric Smith, Brenton Williams and Brian Richardson added 17, 14 and 10 points, respectively, for the Gamecocks. Junior forward R.J. Slawson put up 10 points and brought down seven rebounds and senior forward Lakeem Jackson notched eight points and eight rebounds. Every South Carolina player that registered significant minutes tallied at least two boards in the effort as the Gamecocks out-rebounded the Bears 35-22. South Carolina was without freshman forward Michael Carrera, the reigning SEC Freshman of the Week, due to a concussion.

Two junior guards led the Morgan State effort. Justin Black, who scored 20 points and Anthony Hubbard with 15. Senior forward DeWayne Jackson added 11 on the night. The Bear's leading rebounder was junior center Ian Chiles who came down with five.

Morgan State jumped out to an early lead by capitalizing on chances in transition. The Bears built up a seven-point advantage early in the first half, but could not pull away.

After chipping away at the Morgan State lead, South Carolina tied the game at 22-22. Page ignited a run by jumping on a loose ball and calling timeout to give South Carolina possession. Williams drained a 3-pointer coming out of the timeout to spur a 16-5 Gamecock run. Page added another three and a pair of free throws in the spurt to give the home team an 11-point lead.

The Bears responded with a 10-2 run of their own to pull within three, but could not get any closer. The teams went into the locker room with South Carolina holding a 45-41 advantage.

Coming out of the break, Morgan State pulled within one at 45-44 on a three-point play by Hubbard, but the Gamecocks responded with six unanswered points that included back-to-back buckets by Slawson to firmly take the lead. South Carolina built a 12-point lead midway through the second half and went 9-9 from the free throw line down the stretch to maintain their lead and cruise to a 87-71 win.

GAME 2

Official Basketball Box Score -- Game Totals -- Final Statistics
Morgan State vs South Carolina
11/16/12 7 p.m. at Columbia, S.C. (Colonial Life Arena)

Morgan State 71 • 1-3

##	Player	Total			3-Ptr			Rebounds			PF	TP	A	T	Bk	Stl	Min
		FG	FGA	FT	FTA	FT	FTA	Off	Def	Total							
22	JACKSON, DeWayne	f	5-10	1-4	0-0	1	1	2	3	11	6	8	1	5	37		
05	CHILES, Ian	c	2-3	0-0	1-4	0	5	1	5	0	0	1	0	1	14		
50	BLACK, Justin	g	9-13	0-2	2-4	1	0	1	3	20	1	1	0	0	33		
11	HUBBARD, Anthony	g	4-8	0-1	7-7	1	0	1	5	15	3	3	0	0	32		
22	BOZEMAN, Blake	g	2-8	1-5	2-2	0	1	1	4	7	1	4	0	2	30		
01	PRETLOW, Donte	g	2-5	0-1	0-0	0	1	1	3	4	1	1	0	3	14		
21	BAILEY, Tauron	g	2-2	0-0	0-1	0	1	1	0	4	0	0	0	0	10		
23	SIMPSON, Jason	g	0-0	0-0	0-0	0	0	0	0	0	0	0	0	0	1		
34	BLOSSOM, Chadric	g	2-2	0-0	0-0	1	2	3	0	0	0	0	0	0	8		
44	DUNCAN, Shaquille	g	0-2	0-0	1-2	1	2	3	1	5	1	2	2	1	21		
Team						1			4								
Totals			28-53	2-13	13-20	6	16	22	20	71	13	20	4	11	200		

FG % 1st Half:	17-29	58.6%	2nd Half:	11-24	45.8%	Game:	28-53	52.8%	Deadball Rebounds:	
3FG % 1st Half:	1-5	20.0%	2nd Half:	1-8	12.5%	Game:	2-13	15.4%	Rebounds:	
FT % 1st Half:	6-13	46.2%	2nd Half:	7-7	100.0%	Game:	13-20	65.0%	4.2	

South Carolina 87 • 2-0

##	Player	Total			3-Ptr			Rebounds			PF	TP	A	T	Bk	Stl	Min
		FG	FGA	FT	FTA	FT	FTA	Off	Def	Total							
30	JACKSON, Lakeem	f	3-5	0-0	2-4	2	6	8	3	8	4	2	0	1	34		
33	SLAWSON, RJ	f	4-7	0-0	2-2	6	1	7	5	10	2	3	0	1	26		
00	PAGE, LaShay	g	6-13	2-6	6-6	1	4	5	3	20	1	2	0	0	30		
01	WILLIAMS, Brenton	g	5-13	1-4	3-3	0	3	0	3	14	2	3	0	0	27		
05	SMITH, Eric	g	5-9	1-3	6-9	0	2	2	1	17	0	3	0	0	25		
02	RICHARDSON, Brian	g	4-6	2-3	0-0	1	2	3	4	10	1	1	0	0	19		
25	KACINAS, Mindaugas	g	0-1	0-0	2-2	3	0	3	3	2	0	3	0	1	21		
32	LEONARD, Damien	g	3-3	0-0	0-0	0	2	2	1	6	0	2	1	0	17		
55	PHILLIPS, Shane	g	0-0	0-0	0-0	0	0	0	0	0	0	0	0	0	1		
Team						2			2								
Totals			30-57	6-16	21-26	13	22	35	20	87	10	20	2	5	200		

FG % 1st Half:	15-30	50.0%	2nd Half:	15-27	55.6%	Game:	30-57	52.6%	Deadball Rebounds:	
3FG % 1st Half:	0-0	0.0%	2nd Half:	0-0	0.0%	Game:	0-6	0.0%	Rebounds:	
FT % 1st Half:	11-14	78.6%	2nd Half:	10-12	83.3%	Game:	21-26	80.8%	1	

Officials: Antonio Petty, Rick Hartzell, CJ Washington
 Technical fouls: Morgan State-None, South Carolina-None.
 Attendance: 8019

Score by periods	1st	2nd	Total
Morgan State	41	30	71
South Carolina	45	42	87

In	Off	2nd	Fast	Bench
MSU	48	20	4	14
SC	34	22	19	6

GAME 4 - ELON 65, SOUTH CAROLINA 53
NOV. 21, 2012/COLONIAL LIFE ARENA

COLUMBIA, S.C. -- South Carolina (3-1) fell to Elon (4-1) 65-53 on Wednesday night in non-conference action at Colonial Life Arena. Senior forward Lakeem Jackson led the Gamecocks in the effort with 14 points and 10 rebounds.

Junior guard Brenton Williams added nine points for the Gamecocks. Junior guard Brian Richardson and junior forward RJ Slawson each added seven points and eight rebounds. The eight rebounds were a career high for Richardson who also dished out four assists. South Carolina turned the ball over 22 times on the night, leading to 18 Elon points. For the third game in a row, the Gamecocks were without freshman forward Michael Carrera.

Three Elon players scored in double figures. Junior forward Lucas Troutman led the team with 15 points and six rebounds. Junior guard Jack Isenberger and sophomore guard Austin Hamilton netted 13 points apiece as well. Junior guard Sebastian Koch brought down a team-leading seven rebounds. As a team, Elon shot 53.5% from behind the arc, hitting eight in the matchup.

Despite falling behind 11-3 early and tallying seven turnovers in the first ten minutes, South Carolina kept Elon within striking distance. Senior guard LaShay Page sank a shot from behind the arc at the 10:27 mark to bring the Gamecocks to within three at 18-15, but South Carolina was unable to score for the next eight minutes. The Phoenix scored 10 unanswered points during the stretch to give them a 28-15 upper hand. Sophomore guard Damien Leonard ended the Gamecock dry spell with back-to-back 3-pointers to cut into the Elon lead to seven.

Richardson found Jackson in transition for a bucket with 36 seconds remaining in the half, but Elon's Isenberger responded with a 3-pointer with three seconds to go, giving the Phoenix a 31-23 advantage going into the locker room.

After the break, a Richardson 3-pointer and a free throw by freshman forward Mindaugas Kacinas brought the Gamecocks to within four to start the second half, but the Phoenix responded with two 3s of their own to extend the lead back to 10.

Williams, who scored all nine of his points in the second half, cut the lead to four at 39-35 with 15:29 remaining when he poked the ball away and took it the distance for a dunk. The Gamecocks would not get any closer.

Down 53-37 with 10:42 remaining, South Carolina made one last attempt to rally and set off on a 15-4 run to cut the deficit to five. Jackson scored six points in the stretch, with two of them coming on an emphatic dunk in transition. The spurt forced Elon to call timeout to stop the surging Gamecock momentum. After the timeout, the Phoenix responded with three unanswered baskets, all by Troutman, to again give the Phoenix a double-digit lead at 63-52. Each team made an appearance at the free throw line in the final two minutes and Elon held on for the 65-53 win.

GAME 5 - SOUTH CAROLINA 74, MISSOURI ST. 67 (OT)
NOV. 24, 2012/PUERTO VALLARTA CONVENTION CENTER

PUERTO VALLARTA, Mexico - South Carolina posted a 74-67 victory over Missouri State in the third round of the Hoops For Hope Classic in Puerto Vallarta, Mexico, on Saturday in non-conference action. In his first contest back after missing three games due to a concussion, freshman forward Michael Carrera hit a 3 as time expired in regulation to send the contest into overtime.

Senior guard LaShay Page led the Gamecocks with 22 points and six rebounds, while junior guard Brian Richardson added 14 points, hitting four 3s in the contest, just one shy of matching his career high. Carrera added 18 points in his return and pulled down five rebounds.

South Carolina committed a season high 25 turnovers in the contest, however, after committing 20 of those in the first half, the Gamecocks were solid through the second half and overtime, posting just five turnovers during the stretch. The Gamecocks out-rebounded the Bears, 33-29.

Marcus Marshall led the Bears with 17 points, while Anthony Downing and Christian Kirk both added 16. Keith Pickens' eight rebounds were a game-high.

After Missouri State took an early 2-0 lead after an administrative technical foul called on Carolina during pre-game warmups, the Bears jumped out to a quick 7-0 lead before a 3 from Richardson halted the stretch at the 17:41 mark.

The Gamecocks responded with a 10-4 run over the course of the next three minutes to take a 13-11 lead on another 3 from Richardson. Back and forth play followed, but the Gamecocks were never able to extend a lead due to several turnovers through the middle part of the half.

Missouri State held a 19-18 advantage near the seven-minute mark, but the Gamecocks continued to battle and Richardson's third 3 of the half tied the contest at 23 with 4:31 remaining before halftime.

Carolina committed five turnovers through the last four minutes of play and Missouri State held a 33-28 lead at the half. The Gamecocks finished the half with just 11 shots attempts, connecting on eight to shoot 72.7 percent in the set.

Page scored two 3s and a lay-up through the first three minutes and 30 seconds of the second half to tie the contest at 38. The teams traded baskets before a lay-up and two free throws from Carrera gave the Gamecocks a 42-40 lead with 13:06 on the clock.

After a lay-up from Kirk, Richardson's fourth 3 of the contest pushed the Gamecock lead to 45-42 with 11:24 remaining in regulation. The teams traded baskets and the contest was tied at 47, before Marshall gave the Bears a three-point advantage at the 7:39 mark.

Junior guard Eric Smith earned the assist on a lay-up from Page to tie the contest at 51 with just over six minutes remaining. Two free throws from MSU's Marshall gave the Bears a 53-51 advantage, before Carrera tied the contest at 53 with a hard-fought lay-up with 2:42 on the clock.

Kirk gave MSU a 55-53 lead with 1:25 remaining, before the teams traded missed baskets and the Gamecocks were called for an intentional foul with 33 seconds on the clock. The Bears were only able to hit 1-of-2 from the line to hold a 56-53 lead.

Richardson was called for a foul with 29 seconds remaining and MSU's Williams missed the front end of a 1-and-1 opportunity before Page connected on the opposite end on a jumper to pull the Gamecocks within one at 56-55 with 13 seconds remaining.

Marshall connected on two free throws for the Bears at the opposite end with 12.2 seconds on the clock to go up Kacinas at 58-55. Smith collected the inbounds pass from freshman forward Mindaugas Kacinas and raced down the floor, finding Carrera just beyond the 3-point line with just seconds remaining.

Carrera faced the basket and shot his first attempt from beyond the arc this season, hitting at the buzzer to tie the contest at 58 and force overtime.

The Gamecocks dominated the OT session, out-scoring the Bears 16-9 in the set, including four points from Carrera and seven made free throws from Page to secure the Carolina victory.

GAME 6 - SOUTH CAROLINA 74, UALR 62
NOV. 25, 2012/PUERTO VALLARTA CONVENTION CENTER

PUERTO VALLARTA, Mexico - The South Carolina men's basketball team (5-1) claimed the 2012 Hoops For Hope Classic Championship on Sunday night in Puerto Vallarta, Mexico, with a 74-62 victory over Arkansas-Little Rock (4-3). Senior forward Lakeem Jackson collected his second double-double of the season with 10 points and a career-high 15 rebounds.

Jackson was named to the all-tournament team and senior guard LaShay Page was named the tournament's Most Outstanding Player.

Junior guard Brenton Williams led the five Gamecocks who scored double figures in the championship game with 17. Page added 16, freshman forward Mindaugas Kacinas tallied 13 and junior guard Eric Smith posted 12 in the balanced effort. Jackson's 15 rebounds were a game high.

Junior forward Will Neighbour led the ULAR charge with 19 points and five rebounds. Freshman guard John Gillon netted nine points for the Trojans.

South Carolina jumped out to a 12-4 lead through the first six minutes of play, but UALR responded with a 7-2 run through the under-12 minute media timeout to pull within three at 14-11.

Page scored six points after the break and Smith extended the Gamecocks lead to nine at 23-14 with 8:53 on the clock on a made 3 at the shot clock buzzer.

Neighbour would add a lay-up for the Trojans, but a basket from Jackson and two from Williams gave Carolina a solid advantage at 31-16 with just over four minutes remaining before the half.

South Carolina continued to dominate on the offensive end the remainder of the set. Page hit his second 3 of the contest with just over a minute to play, and Kacinas buried a 3 just before the halftime buzzer to push the Gamecock advantage to 39-22. Carolina held a dominating 25-8 rebounding advantage in the half, scoring 13 second chance points.

The Gamecocks picked up where they left off before the break in the second half. Carolina held a 55-28 lead after back-to-back buckets from Williams midway through the half.

Page collected an assist on a floating pass to Kacinas just under nine minutes for a 25-point Carolina lead at 59-34.

Jackson collected his second double-double of the season with his 10th point on a breakaway dunk near the six-minute mark, and the Gamecocks closed out the contest with a 74-62 victory.

GAME 4

Official Basketball Box Score -- Game Totals -- Final Statistics
Elon vs South Carolina
11/21/12 7 p.m. at Columbia, S.C. (Colonial Life Arena)

Elon 65 • 4-1

##	Player	Total	3-Ptr			Rebounds			PF	TP	A	TO	Blk	Stl	Min
			FG-FGA	FG-FGA	FT-FTA	Off	Def	Total							
31	TROUTMAN, Lucas	f	8-12	0-0	1-2	3	3	6	2	17	1	1	2	3	33
10	HAMILTON, Austin	g	6-10	1-1	0-3	0	2	0	13	2	1	0	2	29	
20	ISENBARGER, Jack	g	4-14	3-5	2-2	1	1	2	0	13	0	2	0	11	
21	BEAUMONT, Ryley	g	1-4	0-0	0-0	0	2	2	4	2	0	1	2	0	
24	KOCH, Sebastian	g	3-10	3-7	0-2	2	5	7	2	9	5	4	1	3	
03	SAMSON, Tanner	g	2-3	1-2	2-2	0	1	1	1	7	4	0	0	1	
11	BLAKE, Kevin	g	0-2	0-0	0-0	1	0	1	0	1	0	0	0	3	
15	SABATO, Tony	g	0-0	0-0	0-0	0	0	0	3	0	0	1	0	1	
23	EDOMWONYI, Egeheosa	g	2-2	0-0	0-0	1	1	2	1	4	0	2	0	8	
32	WINTERS, Ryan	g	0-0	0-0	0-0	0	3	3	5	0	1	2	1	16	
Team						1	3	4							
Totals			26-57	8-15	5-11	9	21	30	19	65	13	14	6	12	200

FG % 1st Half:	14-33	42.4%	2nd half:	12-24	50.0%	Game:	28-57	45.6%	Deadball Rebounds:	2.1
3FG % 1st Half:	3-6	50.0%	2nd half:	5-9	55.6%	Game:	8-15	53.3%		
FT % 1st Half:	0-2	0.0%	2nd half:	5-9	55.6%	Game:	5-11	45.5%		

South Carolina 53 • 3-1

##	Player	Total	3-Ptr			Rebounds			PF	TP	A	TO	Blk	Stl	Min
			FG-FGA	FG-FGA	FT-FTA	Off	Def	Total							
30	JACKSON, Lakeem	f	7-13	0-0	0-1	6	4	10	2	14	2	2	2	36	
33	SLAWSON, RJ	f	2-4	0-0	3-4	4	4	8	4	7	1	2	1	24	
00	PAGE, LaShay	g	1-8	1-4	1-2	1	2	3	4	1	3	0	1	21	
01	WILLIAMS, Brenton	g	2-6	1-3	4-6	1	2	3	2	9	0	4	1	24	
05	SMITH, Eric	g	1-5	1-1	0-0	0	1	1	2	3	1	2	0	20	
02	RICHARDSON, Brian	g	2-12	1-6	2-2	2	6	8	3	7	4	4	1	30	
25	KACINAS, Mindaugas	g	1-2	0-0	1-2	2	3	5	3	1	4	0	0	26	
32	LEONARD, Damien	g	2-6	2-5	0-0	1	1	2	0	6	0	1	0	19	
Team						1	2	3							
Totals			18-56	6-19	11-17	18	25	43	16	53	10	22	5	7	200

FG % 1st Half:	8-23	34.8%	2nd half:	10-33	30.3%	Game:	18-56	32.1%	Deadball Rebounds:	4.1
3FG % 1st Half:	4-7	57.1%	2nd half:	2-12	16.7%	Game:	6-19	31.6%		
FT % 1st Half:	3-4	75.0%	2nd half:	8-13	61.5%	Game:	11-17	64.7%		

Officials: Ted Valentine, Lee Cassell, Glenn Tuitt
 Technical fouls: Elon-None. South Carolina-None.
 Attendance: 6754

Score by periods	1st	2nd	Total
Elon	31	34	65
South Carolina	23	30	53

Last FG - ELON 2nd-03:15, SC 2nd-07:40.
 Largest lead - ELON by 16 2nd-10:42, SC None.

Score tied - 0 times.
 Lead changed - 0 times.

GAME 5

Official Basketball Box Score -- Game Totals -- Final Statistics
Missouri State vs South Carolina
11/24/12 6:20 p.m. at Puerto Vallarta, Mexico (Con. Center)

Missouri State 67 • 2-3

##	Player	Total	3-Ptr			Rebounds			PF	TP	A	TO	Blk	Stl	Min
			FG-FGA	FG-FGA	FT-FTA	Off	Def	Total							
00	Anthony Downing	* 5-13	0-5	3-8	2	2	4	16	2	1	0	3	39		
01	Keith Pickens	* 1-6	0-1	0-6	2	6	8	4	5	1	2	0	28		
11	Marcus Marshall	* 5-10	3-7	4-4	1	1	2	17	0	1	0	2	34		
15	Drew Wilson	* 0-0	0-0	0-2	1	0	1	3	0	1	0	1	12		
42	Christian Kirk	* 7-13	0-0	2-5	4	1	5	16	1	2	0	1	32		
10	Tomie Armonka	0-1	0-0	0-0	0	1	1	1	0	0	1	0	6		
20	Gavin Thurman	0-2	0-0	0-0	0	0	0	0	0	2	0	0	10		
23	Dorrian Williams	3-9	1-4	1-3	0	1	1	2	8	3	1	0	36		
30	Nathan Scheer	1-3	0-0	0-0	1	1	2	2	2	0	0	0	18		
35	Bruce Marshall	1-2	1-1	0-0	0	2	2	2	3	0	1	0	10		
Team						1	2	3							
Totals			23-59	5-19	16-28	12	17	29	24	67	7	13	0	10	225

FG % 1st Half:	11-25	44.0%	2nd half:	8-23	34.8%	OT:	4-11	36.4%	Game:	23-59	39.0%	Deadball Rebounds:	6
3FG % 1st Half:	2-8	25.0%	2nd half:	2-6	33.3%	OT:	1-5	20.0%	Game:	5-19	26.3%		
FT % 1st Half:	9-15	60.0%	2nd half:	7-11	63.6%	OT:	0-2	0.0%	Game:	16-28	57.1%		

South Carolina 74 • 4-1

##	Player	Total	3-Ptr			Rebounds			PF	TP	A	TO	Blk	Stl	Min
			FG-FGA	FG-FGA	FT-FTA	Off	Def	Total							
0	PAGE, LaShay	* 6-11	3-7	7-8	0	6	6	22	0	2	0	0	36		
05	SMITH, Eric	* 0-2	0-1	2-2	0	2	2	6	0	0	0	0	33		
25	KACINAS, Mindaugas	* 1-3	0-1	2-3	0	5	5	2	4	1	5	2	28		
30	JACKSON, Lakeem	* 3-3	0-0	3-5	2	2	4	9	2	3	0	0	35		
33	SLAWSON, RJ	* 4-0	0-2	0-0	0	4	4	0	0	1	0	1	15		
01	WILLIAMS, Brenton	* 1-2	0-0	3-4	0	2	2	4	5	3	2	0	13		
02	RICHARDSON, Brian	6-7	4-6	0-0	0	4	4	2	14	0	1	0	38		
24	CARRERA, Michael	5-7	1-1	5-6	1	4	5	18	1	3	1	1	21		
32	LEONARD, Damien	0-0	0-0	0-0	0	0	0	1	0	1	0	1	5		
55	PHILLIPS, Shane	0-0	0-0	0-0	0	0	0	0	0	0	0	0	1		
Team						1	0	1							
Totals			22-39	8-18	22-28	4	29	33	24	74	13	25	5	2	225

FG % 1st Half:	8-11	72.7%	2nd half:	11-24	45.8%	OT:	3-11	27.3%	Game:	22-39	56.4%	Deadball Rebounds:	2.1
3FG % 1st Half:	4-6	66.7%	2nd half:	4-11	36.4%	OT:	0-1						

GAME 7 - ST. JOHN'S 89, SOUTH CAROLINA 65 NOV. 29, 2012/CARNESECCA ARENA

QUEENS, N.Y. - South Carolina (5-2) fell to St. John's (5-2) 89-65 in the 2012 SEC/BIG EAST Challenge on Wednesday night at Carnesecca Arena. Freshman forward Michael Carrera registered his second double-double of the season with 11 points and 11 rebounds to lead the Gamecocks.

Junior guard Brenton Williams was injured in the contest. He suffered a neck injury and was taken to a local hospital for further evaluation. He did have movement of his arms and legs on the court. An update will be released when available.

Before his injury, Williams scored 10 points in the matchup. Freshman forward Mindaugas Kacinas scored nine and added six rebounds. Senior forward Lakeem Jackson also came down with six boards for the Gamecocks.

Junior guard Bruce Ellington and freshman forward Laimonas Chatkevicius both made their first appearance of the season in the contest.

St. John's had four players in double figures. Sophomore guard D'Angelo Harrison led the way with a game-high 26 points. Sophomore guards Amir Garrett and Phil Greene IV tallied 15 and 13 points, respectively. Freshman forward JaKarr Sampson registered 11. Garrett also brought down 11 rebounds to lead SJU.

South Carolina struggled from the floor in the opening half, hitting just 37.5 percent (12-32) compared to 53 percent (14-26) from the Red Storm. St. John's would make 9-of-14 from the free throw line in the opening set, while the Gamecocks had zero attempts in the half.

The teams traded possessions early and a jumper from Williams with 13:31 remaining before half saw the St. John's lead at just one at 12-11.

The Red Storm would answer with eight unanswered points through the 10:50 mark, before a jumper from Chatkevicius halted the stretch.

Two made attempts from the line by SJU freshman guard Felix Balamou put the lead at 32-17, before a 3 from junior guard Eric Smith brought Carolina with 12 at 32-20 with 2:56 on the clock.

Three made baskets from Carolina brought the contest back to 12 points at halftime, with St. John's holding a 38-26 advantage.

Carolina took its first foul shots of the game two minutes into the second half when an intentional foul was called on St. John's. Carrera hit both attempts to put the score at 45-32 SJU after early baskets from both teams.

Williams would hit back-to-back 3s just before the first media timeout of the second half to put the score at 50-40 with 16 on the clock.

The injury to Williams occurred with just over 10 minutes on the clock in the second half.

St. John's held its advantage after play resumed. The Gamecocks pulled to within 15 just after Williams' injury on two Carrera free throws, but the Red Storm pulled away to capture the win. St. John's held a 28-point upper hand, the largest of the game, with just over one minute remaining in the contest.

GAME 7

Official Basketball Box Score -- Game Totals -- Final Statistics
South Carolina vs St. John's
11/29/12 7:30 p.m. at Queens, N.Y. (Carnesecca Arena)



South Carolina 65 • 5-2

##	Player	Total		3-Ptr		Rebounds			PF	TP	A	TO	Bk	Stl	Min
		FG	FGA	FG	FGA	FT	FTA	Off							
24	CARRERA, Michael	f	3-7	0-0	5-6	6	5	11	2	11	1	2	0	0	20
30	JACKSON, Lakeem	f	3-7	0-0	0-1	4	2	6	3	6	0	3	0	0	20
33	SLAWSON, RJ	f	2-2	0-0	2-4	3	1	4	2	6	0	1	0	1	21
00	PAGE, LaShay	g	1-7	0-4	0-0	0	0	0	1	2	1	1	1	0	13
05	SMITH, Eric	g	1-7	1-4	0-0	2	2	4	4	3	2	2	0	0	24
01	WILLIAMS, Brenton	g	4-7	2-4	0-0	0	2	2	0	10	1	0	0	0	12
02	RICHARDSON, Brian	g	2-7	2-5	2-2	0	2	2	2	8	2	1	0	0	14
14	CHATKEVICIUS, L.	g	1-2	0-0	1-2	1	1	2	1	3	1	0	0	0	11
23	ELLINGTON, Bruce	g	3-10	0-4	1-2	1	0	1	1	7	0	2	0	0	29
25	KACINAS, Mindaugas	g	4-7	0-0	1-4	3	3	6	1	9	1	0	0	0	24
23	LEONARD, Damien	g	0-1	0-1	0-0	0	0	0	0	0	0	0	0	0	4
55	PHILLIPS, Shane	g	0-1	0-1	0-0	0	0	0	0	0	0	0	0	0	5
	Team					4	3	7							
	Totals		24-65	5-23	12-21	24	19	43	17	65	10	12	1	2	200

FG % 1st Half: 12-32 37.5% 2nd Half: 12-33 36.4% Game: 24-65 36.9% Deadball Rebounds 6
3FG % 1st Half: 2-13 15.4% 2nd Half: 3-10 30.0% Game: 5-23 21.7%
FT % 1st Half: 0-0 0.0% 2nd Half: 12-21 57.1% Game: 12-21 57.1%

St. John's 89 • 5-2

##	Player	Total		3-Ptr		Rebounds			PF	TP	A	TO	Bk	Stl	Min
		FG	FGA	FG	FGA	FT	FTA	Off							
14	SAMPSON, JaKarr	f	4-6	0-0	3-4	0	2	2	3	11	0	1	2	0	25
15	POINTER, SirDominic	f	0-3	0-0	2-4	0	2	2	4	2	5	2	0	0	20
01	GREENE IV, Phil	g	5-8	2-2	1-2	0	1	1	13	4	1	1	0	0	28
11	HARRISON, D'Angelo	g	8-13	3-6	7-8	3	3	6	3	26	1	1	0	0	29
24	BALAMOU, Felix	g	3-4	0-0	2-2	0	3	3	1	8	3	1	3	2	23
02	BOURGAILL, Marco	g	2-4	2-4	0-0	1	1	0	6	0	0	0	0	0	9
04	JONES, Christian	g	0-3	0-0	0-0	0	0	0	1	0	0	0	1	1	7
12	OBSEPA, Chris	g	4-7	0-0	1-1	2	1	3	2	8	3	1	3	1	25
22	GARRETT, Amir	g	7-8	0-0	1-3	6	5	11	1	15	3	0	0	0	28
23	LIPSCOMB, David	g	0-0	0-0	0-0	0	0	0	0	0	0	0	0	0	1
30	WHITE, Jamal	g	0-2	0-2	0-0	0	0	0	0	0	0	0	0	0	2
35	NDIAYE, Khadim	g	0-0	0-0	0-0	0	1	1	1	0	0	0	0	0	2
40	SEALY, Sam	g	0-0	0-0	0-0	0	0	0	1	0	0	0	0	0	1
	Team					0	1	1							
	Totals		33-58	7-14	16-24	11	20	31	18	89	19	7	9	8	200

FG % 1st Half: 14-26 53.8% 2nd Half: 19-32 59.4% Game: 33-58 56.9% Deadball Rebounds 3
3FG % 1st Half: 1-2 50.0% 2nd Half: 6-14 50.0% Game: 7-14 50.0%
FT % 1st Half: 9-14 64.3% 2nd Half: 7-10 70.0% Game: 16-24 66.7%

Officials: Jim Burr, Roger Ayers, Mike Roberts
Technical fouls: South Carolina-None. St. John's-None.
Attendance: 4902
SEC/BIG EAST Challenge

Score by periods	1st	2nd	Total
South Carolina	26	39	65
St. John's	38	51	89

Last FG - SC 2nd-01:32, STJ 2nd-01:25.
Largest lead - SC by 2 1st-19:23, STJ by 28 2nd-01:25.

Score tied - 1 time.
Lead changed - 5 times.

GAME 8 - CLEMSON 64, SOUTH CAROLINA 55 DEC. 2, 2012/COLONIAL LIFE ARENA

COLUMBIA, S.C. - South Carolina (5-3) fell to intrastate rival Clemson (5-2) 64-55 in non-conference action at Colonial Life Arena on Sunday afternoon. Junior guard Brenton Williams led the Gamecocks with 16 points.

Two other Gamecocks registered double figures in the contest. Junior guard Bruce Ellington scored 12 and freshman forward Mindaugas Kacinas added 10. Freshman forward Michael Carrera and senior forward Lakeem Jackson brought down six rebounds a piece. South Carolina out-rebounded Clemson 36-29 and pulled down 17 offensive rebounds.

Sophomore forward K.J. McDaniels led Clemson with 16 points and seven boards. Sophomore guard Rod Hall registered 15 and senior center Devin Booker scored 13 and tallied a game-high eight rebounds in the contest. Clemson scored 23 points off of 19 Gamecock turnovers.

While adjusting to the physical play of the game, neither team converted a basket until just before the first media timeout. Kacinas hit freshman forward Laimonas Chatkevicius under the basket for the Gamecocks' first bucket of night and Hall drained a jumper on the ensuing possession to give Clemson a 5-3 lead.

During an over four minute South Carolina scoring drought, the Tigers went on an 11-0 scoring run to pull out to a 14-3 advantage. Booker keyed the run for Clemson with back-to-back dunks.

Trailing 23-11, the widest margin of the first half, South Carolina went on a 16-5 run to close the half. Just before the break, Kacinas hit a pair of free throws and Clemson held on for the last shot of the half. Hall could not connect and the Tigers took a one-point lead into the locker room at 28-27.

After scoring the first points of the second half on baskets by Williams and Jackson, the Gamecocks took their first lead since 1-0 at 31-30. The Tigers responded with an 11-2 run to recapture the upper hand at 41-33. Kacinas halted the run with a 3.

With eight minutes to play, senior guard LaShay Page and Williams hit back-to-back 3s to cut the deficit to single digits at 49-43.

Ellington drained a jumper with 4:10 remaining to bring South Carolina to within four at 51-47, but the Gamecocks would not get any closer. Sophomore guard Damarcus Harrison immediately responded with a 3 for the Tigers and Clemson went 10-for-12 from the free throw line down the stretch to hold on for the 64-55 victory.

GAME 8

Official Basketball Box Score -- Game Totals -- Final Statistics
Clemson vs South Carolina
12/2/12 12 p.m. at Columbia, S.C. (Colonial Life Arena)

Clemson 64 • 5-2

##	Player	Total		3-Ptr		Rebounds			PF	TP	A	TO	Bk	Stl	Min
		FG	FGA	FG	FGA	FT	FTA	Off							
22	Sullivan, Bernard	f	0-1	0-0	0-0	0	0	0	3	0	2	1	1	0	20
23	McDaniels, K.J.	f	4-11	1-3	7-9	1	6	7	4	16	1	1	5	1	30
31	Booker, Devin	c	5-8	0-1	3-4	4	4	8	3	13	0	2	2	3	33
01	Sapp, T.J.	g	0-1	0-1	0-0	0	0	0	2	0	0	0	0	0	7
12	Hall, Rod	g	3-5	0-0	9-12	0	4	4	2	15	4	3	0	2	33
03	Filer, Adonis	g	0-3	0-1	7-10	1	2	3	4	7	2	3	0	1	29
20	Roper, Jordan	g	2-5	1-2	0-0	0	0	0	0	5	1	0	0	1	16
21	Harrison, Damarcus	g	3-5	1-3	1-2	0	5	5	8	0	2	0	0	0	16
3	Smith, Josh	g	0-0	0-0	1	0	1	2	0	0	0	0	0	0	15
35	Nnoko, Landry	g	0-0	0-0	0-0	0	0	0	0	0	0	0	0	0	1
	Team					0	1	1							
	Totals		17-39	3-11	27-37	7	22	29	25	64	8	13	8	10	200

FG % 1st Half: 10-22 45.5% 2nd Half: 7-17 41.2% Game: 17-39 43.6% Deadball Rebounds 4,1
3FG % 1st Half: 2-6 33.3% 2nd Half: 1-5 20.0% Game: 3-11 27.3%
FT % 1st Half: 6-11 54.5% 2nd Half: 21-26 80.8% Game: 27-37 73.0%

South Carolina 55 • 3-3

##	Player	Total		3-Ptr		Rebounds			PF	TP	A	TO	Bk	Stl	Min
		FG	FGA	FG	FGA	FT	FTA	Off							
24	CARRERA, Michael	f	0-4	0-0	3-6	3	3	6	5	3	1	2	1	0	16
30	JACKSON, Lakeem	f	2-5	0-0	0-0	4	2	6	2	4	1	3	1	0	33
33	SLAWSON, RJ	f	1-2	0-0	0-1	1	2	3	4	2	1	0	1	0	13
00	PAGE, LaShay	g	1-6	1-2	0-0	2	1	3	2	3	1	1	0	0	14
05	SMITH, Eric	g	1-5	0-1	0-1	1	2	3	2	2	2	0	0	1	24
01	WILLIAMS, Brenton	g	5-11	2-7	4-4	2	1	3	2	16	0	3	2	0	33
02	RICHARDSON, Brian	g	0-3	0-1	1-2	0	0	0	0	1	0	1	0	1	4
14	CHATKEVICIUS, L.	g	1-2	0-0	0-0	1	1	2	2	0	2	0	0	0	7
23	ELLINGTON, Bruce	g	4-9	0-2	4-5	0	3	3	4	12	2	5	0	1	27
25	KACINAS, Mindaugas	g	3-5	1-2	3-3	1	2	3	5	10	1	1	1	0	29
	Team					3	2	5							
	Totals		18-52	4-15	15-22	17	19	36	28	55	10	19	4	3	200

FG % 1st Half: 9-24 37.5% 2nd Half: 9-28 32.1% Game: 18-52 34.6% Deadball Rebounds 1,2
3FG % 1st Half: 1-2 50.0% 2nd Half: 3-10 30.0% Game: 4-15 26.7%
FT % 1st Half: 8-12 66.7% 2nd Half: 7-10 70.0% Game: 15-22 68.2%

Officials: Doug Shows, Pat Adams, Don Daily
Technical fouls: Clemson-None. South Carolina-None.
Attendance: 10684

Score by periods	1st	2nd	Total
Clemson	28	36	64
South Carolina	27	28	55

Last FG - CU 2nd-03:37, SC 2nd-00:35.
Largest lead - CU by 12 1st-06:34, SC by 3 2nd-17:14.

Score tied - 1 times.
Lead changed - 3 times.

GAME 9 - SOUTH CAROLINA 91, JACKSONVILLE 74 DEC. 7, 2012/COLONIAL LIFE ARENA

COLUMBIA, S.C. - South Carolina (6-3) defeated Jacksonville (4-6) 91-74 in non-conference action at Colonial Life Arena on Friday night. Freshman forward Michael Carrera led the Gamecocks as one of four players reaching double figures with 17 points and a game-high 9 rebounds. Junior guard Brian Richardson went 4-for-4 from behind the arc to score a season-best 16 points.

Junior guards Brenton Williams and Bruce

**GAME 10 - SOUTH CAROLINA 74, APP. STATE 69
DEC. 19, 2012/COLONIAL LIFE ARENA**

COLUMBIA, S.C. - South Carolina (7-3) defeated Appalachian State (2-8) 74-69 on Wednesday night in non-conference action at Colonial Life Arena behind a season-high 16 points from senior forward Lakeem Jackson.

Freshman forward Mindaugas Kacinas recorded his first career double-double with 12 points and a game-high 12 rebounds. Kacinas also registered a career-high 3 blocks in the contest. Junior guard Brenton Williams put 11 points on the board in the effort. Junior guard Eric Smith tallied seven assists in the first half, matching a career high, and surpassed it with two more dimes after the break. In the last 80 minutes of basketball, Smith has handed out 16 assists while recording only 3 turnovers.

Appalachian State had three players reach double figures. Junior forward Tevin Baskin, sophomore guard Mike Neal and redshirt sophomore Jay Canty all scored 16 points on the night. Canty, along with senior forward Nathan Healy, collected a game-leading eight boards.

Junior forward RJ Slawson scored five early points to give the Gamecocks a 7-2 lead out of the gate. The Mountaineers closed the gap to three at the score of 11-8, but Williams hit a 3 and Slawson added his third basket of the half to double up on Appalachian State at 16-8. Another Williams 3 followed by a bucket by Kacinas gave South Carolina their largest lead of the game at 11.

Down 29-20 at the last media timeout of the half, the Mountaineers finished the first half with a flurry of action. Appalachian went 5-5 from the free throw line and scored three transition baskets during a 15-5 run. Canty's fast break basket gave the visitors their first lead of the game at 35-34 with 28 seconds remaining before the break.

Junior guard Bruce Ellington hit his first basket of the night, a 3-pointer, with seven seconds on the clock to give the upper hand back to the Gamecocks and the teams went into the locker room with a 37-35 score.

The Mountaineers scored the first five points of the second half to take a three-point lead. South Carolina responded with a 13-3 run to take a 52-45 advantage with 13:26 remaining. Ellington and Kacinas keyed the stretch with five and four points, respectively, in the stretch.

Appalachian responded with a 9-2 run to tie the game at 54 all and the teams traded baskets for a stretch. South Carolina built a nine-point margin after a Kacinas basket just after the final media timeout of the game.

Yet again, the Mountaineers finished the half with a flourish, pulling within two at 71-69 with only 19 seconds on the clock. The Gamecocks went 3-for-4 from the free throw line in the closing seconds to hold on for the 74-69 victory.

GAME 10



Official Basketball Box Score - Game Totals - Final Statistics
Appalachian State vs South Carolina
12/19/12 5 p.m. at Columbia, S.C. (Colonial Life Arena)

Appalachian State 69 • 2-8

##	Player	Total	3-Ptr	Rebounds			PF	TP	A	TO	Blk	Stl	Min	
				FG-FGA	FG-FGA	FT-FTA								Off
04	OBACHA, Michael	f	1-4	0-0	0-0	2	4	6	4	2	0	2	0	20
11	HEALY, Nathan	f	2-6	1-2	2-2	4	4	8	4	7	2	2	0	33
35	CANTY, Jay	f	5-11	0-1	6-6	2	6	8	3	16	1	5	0	28
02	HAMILTON, Tab	g	1-8	0-5	3-4	0	0	0	2	5	0	1	0	31
23	NEAL, Mike	g	6-14	2-4	2-4	3	4	7	2	16	7	3	0	36
01	BASKIN, Tevin		6-17	1-1	3-3	2	2	4	5	16	1	2	4	26
10	BURGESS, Chris		0-0	0-0	0-0	0	0	0	0	0	0	1	0	4
13	TRICE, Jamaal		2-3	0-1	3-3	1	1	2	4	7	1	1	0	22
	Team					3	2	5						
Totals			23-63	4-14	19-22	17	23	40	24	69	12	17	4	200

FG % 1st Half: 14-33 42.4% 2nd half: 9-30 30.0% Game: 23-63 36.5% Deadball
3FG % 1st Half: 0-6 0.0% 2nd half: 4-8 50.0% Game: 4-14 28.6% Rebounds
FT % 1st Half: 7-7 100.0 2nd half: 12-15 80.0% Game: 19-22 86.4% 21

South Carolina 74 • 7-3

##	Player	Total	3-Ptr	Rebounds			PF	TP	A	TO	Blk	Stl	Min	
				FG-FGA	FG-FGA	FT-FTA								Off
25	KACINAS, Mindaugas	f	5-11	0-3	2-2	6	6	12	2	12	3	2	3	34
30	JACKSON, Lakeem	f	8-11	0-0	0-3	2	5	7	2	16	1	4	1	30
33	SLAWSON, RJ	f	3-6	1-1	2-2	2	1	3	4	9	0	2	0	13
00	PAGE, LaShay	g	1-9	0-3	5-5	0	2	2	1	7	0	1	0	21
05	SMITH, Eric	g	2-3	0-1	1-2	0	2	2	1	5	9	2	0	13
01	WILLIAMS, Brenton		3-4	2-2	3-5	0	1	1	2	11	4	1	1	28
02	RICHARDSON, Brian		1-4	0-3	0-0	0	2	2	2	2	0	0	2	11
14	CHATKEVICIUS, L.		1-1	0-0	0-0	0	1	1	1	2	0	0	0	6
23	ELLINGTON, Bruce		3-7	2-2	0-0	1	3	4	3	8	1	2	1	27
24	CARRERA, Michael		1-5	0-0	0-0	2	1	3	3	2	0	2	0	7
	Team					0	0	0			1			
Totals			28-61	5-15	13-19	13	24	37	21	74	18	17	8	41

FG % 1st Half: 16-32 50.0% 2nd half: 12-29 41.4% Game: 28-61 45.9% Deadball
3FG % 1st Half: 4-9 44.4% 2nd half: 1-6 16.7% Game: 5-15 33.3% Rebounds
FT % 1st Half: 1-3 33.3% 2nd half: 12-16 75.0% Game: 13-19 68.4% 2

Officials: Antonio Petty, Lee Cassell, Tony Henderson
Technical fouls: Appalachian State-None. South Carolina-None.
Attendance: 8118

Score by periods	1st	2nd	Total
Appalachian State	35	34	69
South Carolina	37	37	74

	In	Off	2nd	Fast
Points	Point	T/O	Chance	Break
APP	32	26	13	12
SC	36	13	8	7

Last FG - APP 2nd-00:19. SC 2nd-03:33.
Largest lead - APP by 3 2nd-18:25, SC by 11 1st-06:38.

Score tied - 5 times.
Lead changed - 4 times.



#30 - LAKEEM JACKSON

SENIOR | FORWARD | 6'5" | 235 | 3 LETTERS
CHARLOTTE, N.C./CHRIST SCHOOL

JACKSON'S CAREER HIGHS

POINTS	19 vs. Baylor (Jan. 2, 2010)
FIELD GOALS	9 vs. Baylor (Jan. 2, 2010)
FIELD GOAL ATTEMPTS	17 vs. Baylor (Jan. 2, 2010)
3-POINT FIELD GOALS	1, three times, last vs. Vanderbilt (Jan. 8, 2011)
3-POINT FIELD GOAL ATTEMPTS	4 vs. Alabama A&M (Nov. 13, 2009)
FREE THROWS	5 vs. Furman (Dec. 21, 2009)
FREE THROW ATTEMPTS	9, twice, last vs. Baylor (Jan. 2, 2010)
REBOUNDS	15, vs. Missouri State (Nov. 24, 2012)
ASSISTS	7, at Vanderbilt (Feb. 5, 2011)
BLOCKS	3 vs. Baylor (Jan. 2, 2010)
STEALS	6 vs. Baylor (Jan. 2, 2010)
MINUTES PLAYED	44, vs. WKU (Nov. 27, 2010)

JACKSON'S SEASON HIGHS

POINTS	16, vs. Appalachian State (Dec. 19, 2012)
FIELD GOALS	8, vs. Appalachian State (Dec. 19, 2012)
FIELD GOAL ATTEMPTS	13, vs. Elon (Nov. 21, 2012)
3-POINT FIELD GOALS	-
3-POINT FIELD GOAL ATTEMPTS	-
FREE THROWS	3, vs. Missouri State (Nov. 24, 2012)
FREE THROW ATTEMPTS	5, vs. Missouri State (Nov. 24, 2012)
REBOUNDS	15, vs. Missouri State (Nov. 24, 2012)
ASSISTS	5, twice, last vs. Jacksonville (Dec. 7, 2012)
BLOCKS	2, twice, last vs. Missouri State (Nov. 24, 2012)
STEALS	2, twice, last vs. Elon (Nov. 21, 2012)
MINUTES PLAYED	40, vs. Milwaukee (Nov. 11, 2012)

2012-13

Opponent	Date	GS	Min	FG-FGA	Pct	3FG-FGA	Pct	FT-FTA	Pct	Off	Def	Tot	Avg	PF	FO	A	TO	Blk	Stl	Pts	Avg
MILWAUKEE	11/11/12	*	40	6-10	.600	0-0	.000	0-1	.000	1	5	6	6.0	1	0	0	2	1	1	12	12.0
MORGAN STATE	11/16/12	*	34	3-5	.600	0-0	.000	2-4	.400	2	6	8	7.0	3	0	4	2	0	1	8	10.0
RIDER	11/19/12	*	32	7-8	.896	0-0	.000	0-0	.400	1	6	7	7.0	3	0	3	4	0	2	14	11.3
ELON	11/21/12	*	36	7-13	.639	0-0	.000	0-1	.333	6	4	10	7.8	2	0	2	2	2	2	10	12.0
vs. Missouri State	11/24/12	*	35	3-3	.667	0-0	.000	3-5	.455	2	2	4	7.0	4	0	2	3	0	0	9	11.4
vs. UALR	11/25/12	*	35	5-7	.674	0-0	.000	0-3	.357	5	10	15	8.3	0	0	5	3	2	0	10	11.2
at St. John's	11/29/12	*	20	3-7	.642	0-0	.000	0-1	.333	4	2	6	8.0	3	0	0	3	0	0	6	10.4
CLEMSON	12/2/12	*	33	2-5	.621	0-0	.000	0-0	.333	4	2	3	7.8	2	0	1	3	1	0	4	9.6
JACKSONVILLE	12/7/12	*	29	2-4	.613	0-0	.000	1-1	.375	1	6	7	7.7	1	0	5	3	1	1	5	9.1
APPALACHIAN ST	12/19/12	*	30	8-11	.630	0-0	.000	0-3	.316	2	5	7	7.6	2	0	1	4	1	0	16	9.8
vs. Manhattan	12/22/12																				
PRESBYTERIAN	12/29/12																				
SC STATE	1/5/13																				
at Miss State	1/9/13																				
AUBURN	1/12/13																				
at LSU	1/16/13																				
VANDERBILT	1/19/13																				
at Missouri	1/22/13																				
ARKANSAS	1/26/13																				
at Florida	1/30/13																				
GEORGIA	2/2/13																				
at Kentucky	2/5/13																				
TENNESSEE	2/10/13																				
LSU	2/14/13																				
at Alabama	2/16/13																				
OLE MISS	2/20/13																				
at Georgia	2/23/13																				
MISSOURI	2/28/13																				
at Texas A&M	3/2/13																				
MISS STATE	3/6/13																				
at Vanderbilt	3/9/13																				

SEASON NOTES

Earned the start for the season opener vs. Milwaukee (Nov. 11), posting 12 points on 6-of-10 shooting; also collected six rebounds ... Collected a team high eight rebounds and four assists, while adding eight points in 34 minutes vs. Morgan State (Nov. 16) ... Posted second double-figure scoring game of the season vs. Rider (Nov. 19) with 14 points, also a team high seven rebounds and three assists ... Led the team in points (14) and rebounds (10) vs. Elon (Nov. 21) in collecting his second-career double-double and his first since the 2010-11 season opener ... Posted nine points and two assists in overtime victory vs. Missouri State (Nov. 24) ... Collected second double-double of the season with 10 points and a career high 15 rebounds vs. UALR (Nov. 25) ... Named to Hoops For Hope Classic All-Tournament Team ... Contributed six points and six rebounds vs. St. John's (Nov. 29) ... Team high six rebounds vs. Clemson (Dec. 2) ... Matched season high with five assists vs. Jacksonville (Dec. 7), also seven rebounds ... Posted a season high 16 points, while adding seven rebounds in win vs. App State (Dec. 19) ...

CAREER STATISTICS

Season	GP-GS	Min	Avg	FG	FGA	Pct	3FG	3FGA	Pct	FT	FTA	Pct	Off	Def	Tot	Avg	PF	FO	Ast	TO	Blk	Stl	Pts	Avg
2009-10	31-30	827	26.7	104	206	.505	0	8	.000	16	59	.271	63	91	154	5.0	66	0	59	35	19	47	224	7.2
2010-11	26-25	731	28.1	87	182	.478	3	10	.300	26	62	.419	71	75	146	5.6	40	0	66	46	5	24	203	7.8
2011-12	31-12	526	17.0	43	91	.473	0	2	.000	12	32	.375	31	52	83	2.7	35	1	44	36	3	24	98	3.2
2012-13	10-10	324	32.4	46	73	.630	0	0	.000	6	19	.316	28	48	76	7.6	21	0	23	29	8	7	98	9.8
Totals	98-77	2408	24.6	280	552	.507	3	20	.150	60	172	.349	193	266	459	4.7	162	1	192	146	35	102	623	6.4

CAREER SEC STATISTICS

Season	GP-GS	Min	Avg	FG	FGA	Pct	3FG	3FGA	Pct	FT	FTA	Pct	Off	Def	Tot	Avg	PF	FO	Ast	TO	Blk	Stl	Pts	Avg
2010	16-15	454	28.4	54	101	.535	0	0	.000	3	22	.136	33	48	81	5.1	41	0	32	19	5	21	111	6.9
2011	12-11	335	27.9	33	74	.446	1	3	.333	6	2	.273	30	28	58	4.8	17	0	25	22	1	4	73	6.1
2012	16-2	198	12.4	10	33	.303	0	0	.000	4	10	.400	10	19	29	1.8	12	0	13	11	0	10	24	1.5
Totals	44-28	987	22.4	97	208	.466	1	3	.333	13	34	.382	73	95	168	3.8	70	0	70	52	6	35	208	4.7



#23 - BRUCE ELLINGTON

JUNIOR | GUARD | 5'9" | 197 | 2 LETTERS
MONCKS CORNER, S.C./BERKELEY

ELLINGTON'S CAREER HIGHS

- POINTS**
31, at Furman (Dec. 22, 2010)
- FIELD GOALS**
11, at Furman (Dec. 22, 2010)
- FIELD GOAL ATTEMPTS**
23, at Furman (Dec. 22, 2010)
- 3-POINT FIELD GOALS**
6, twice, last vs. Vanderbilt (Jan. 8, 2011)
- 3-POINT FIELD GOAL ATTEMPTS**
13, twice, last vs. Tennessee (Feb. 16, 2011)
- FREE THROWS**
7, vs. Arkansas (Jan. 19, 2011)
- FREE THROW ATTEMPTS**
11, vs. Arkansas (Jan. 19, 2011)
- REBOUNDS**
8, vs. WKU (Nov. 27, 2010)
- ASSISTS**
8, vs. WKU (Nov. 27, 2010)
- BLOCKS**
1, 3 times, last vs. App State (Dec. 19, 2012)
- STEALS**
4, at Michigan State (Nov. 16, 2010)
- MINUTES PLAYED**
46, vs. WKU (Nov. 27, 2010)

ELLINGTON'S SEASON HIGHS

- POINTS**
12, twice, last vs. Jacksonville (Dec. 7, 2012)
- FIELD GOALS**
4, vs. Clemson (Dec. 2, 2012)
- FIELD GOAL ATTEMPTS**
10 vs. St. John's (Nov. 29, 2012)
- 3-POINT FIELD GOALS**
2, vs. Appalachian State (Dec. 19, 2012)
- 3-POINT FIELD GOAL ATTEMPTS**
4 vs. St. John's (Nov. 29, 2012)
- FREE THROWS**
6, vs. Jacksonville (Dec. 7, 2012)
- FREE THROW ATTEMPTS**
10, vs. Jacksonville (Dec. 7, 2012)
- REBOUNDS**
4, vs. Jacksonville (Dec. 7, 2012)
- ASSISTS**
2, vs. Clemson (Dec. 2, 2012)
- BLOCKS**
1, vs. Appalachian State (Dec. 19, 2012)
- STEALS**
1, 3 times, last vs. App State (Dec. 19, 2012)
- MINUTES PLAYED**
29 vs. St. John's (Nov. 29, 2012)

2012-13

Opponent	Date	GS	Min	FG-FGA	Pct	3FG-FGA	Pct	FT-FTA	Pct	Off	Def	Tot	Avg	PF	FO	A	TO	Blk	Stl	Pts	Avg	
MILWAUKEE	11/11/12	-	-	-	-	-	-	-	-	-	-	-	-	-	-	-	-	-	-	-	-	-
MORGAN STATE	11/16/12	-	-	-	-	-	-	-	-	-	-	-	-	-	-	-	-	-	-	-	-	-
RIDER	11/19/12	-	-	-	-	-	-	-	-	-	-	-	-	-	-	-	-	-	-	-	-	-
ELON	11/21/12	-	-	-	-	-	-	-	-	-	-	-	-	-	-	-	-	-	-	-	-	-
vs. Missouri State	11/24/12	-	-	-	-	-	-	-	-	-	-	-	-	-	-	-	-	-	-	-	-	-
vs. UALR	11/25/12	-	-	-	-	-	-	-	-	-	-	-	-	-	-	-	-	-	-	-	-	-
at St. John's	11/29/12	29	3-10	.300	0-4	.000	1-2	.500	1	0	1	1.0	1	0	0	3	0	0	7	7	0	7.0
CLEMSON	12/2/12	27	4-9	.368	0-2	.000	4-5	.714	0	3	3	2.0	4	0	2	5	0	1	12	9.5	12.0	9.5
JACKSONVILLE	12/7/12	25	3-7	.385	0-1	.000	6-10	.647	0	4	4	2.7	2	0	1	2	0	1	12	10.3	12.0	10.3
APPALACHIAN ST	12/19/12	27	3-7	.394	2-2	.222	0-0	.647	1	3	4	3.0	3	0	1	2	1	1	8	9.8	12.0	9.8
vs. Manhattan	12/22/12	-	-	-	-	-	-	-	-	-	-	-	-	-	-	-	-	-	-	-	-	-
PRESBYTERIAN	12/29/12	-	-	-	-	-	-	-	-	-	-	-	-	-	-	-	-	-	-	-	-	-
SC STATE	1/5/13	-	-	-	-	-	-	-	-	-	-	-	-	-	-	-	-	-	-	-	-	-
at Miss State	1/9/13	-	-	-	-	-	-	-	-	-	-	-	-	-	-	-	-	-	-	-	-	-
AUBURN	1/12/13	-	-	-	-	-	-	-	-	-	-	-	-	-	-	-	-	-	-	-	-	-
at LSU	1/16/13	-	-	-	-	-	-	-	-	-	-	-	-	-	-	-	-	-	-	-	-	-
VANDERBILT	1/19/13	-	-	-	-	-	-	-	-	-	-	-	-	-	-	-	-	-	-	-	-	-
at Missouri	1/22/13	-	-	-	-	-	-	-	-	-	-	-	-	-	-	-	-	-	-	-	-	-
ARKANSAS	1/26/13	-	-	-	-	-	-	-	-	-	-	-	-	-	-	-	-	-	-	-	-	-
at Florida	1/30/13	-	-	-	-	-	-	-	-	-	-	-	-	-	-	-	-	-	-	-	-	-
GEORGIA	2/2/13	-	-	-	-	-	-	-	-	-	-	-	-	-	-	-	-	-	-	-	-	-
at Kentucky	2/5/13	-	-	-	-	-	-	-	-	-	-	-	-	-	-	-	-	-	-	-	-	-
TENNESSEE	2/10/13	-	-	-	-	-	-	-	-	-	-	-	-	-	-	-	-	-	-	-	-	-
LSU	2/14/13	-	-	-	-	-	-	-	-	-	-	-	-	-	-	-	-	-	-	-	-	-
at Alabama	2/16/13	-	-	-	-	-	-	-	-	-	-	-	-	-	-	-	-	-	-	-	-	-
OLE MISS	2/20/13	-	-	-	-	-	-	-	-	-	-	-	-	-	-	-	-	-	-	-	-	-
at Georgia	2/23/13	-	-	-	-	-	-	-	-	-	-	-	-	-	-	-	-	-	-	-	-	-
MISSOURI	2/28/13	-	-	-	-	-	-	-	-	-	-	-	-	-	-	-	-	-	-	-	-	-
at Texas A&M	3/2/13	-	-	-	-	-	-	-	-	-	-	-	-	-	-	-	-	-	-	-	-	-
MISS STATE	3/6/13	-	-	-	-	-	-	-	-	-	-	-	-	-	-	-	-	-	-	-	-	-
at Vanderbilt	3/9/13	-	-	-	-	-	-	-	-	-	-	-	-	-	-	-	-	-	-	-	-	-

SEASON NOTES

Joined the basketball team for practice on Nov. 27 and will continue with practices and games until the start of bowl practice for the Gamecock football squad ... Ellington is currently the top receiver for the Carolina football team with 38 catches for 564 yards and six TD's, including two TD's last weekend vs. Clemson ... Ellington also handles kickoff returns for the football squad (averages 22.2 yards per return in 2012) ... He posted back-to-back 100 receiving yards vs. Tennessee (Oct. 27), and Arkansas (Nov. 10), and caught seven passes vs. Clemson for 72 yards on Nov. 24 ... In his first basketball contest of the season vs. St. John's (Nov. 29), played a team high 29 minutes and scored seven points ... Posted 12 points off the bench and first two assists of the season vs. Clemson (Dec. 2) ... Scored 12 points vs. Jacksonville (Dec. 7), collecting a season high four rebounds in 25 minutes played ... Saw action vs. Appalachian State (Dec. 19), scoring eight points off the bench ... Will return to basketball following the Outback Bowl on Jan. 1.

CAREER STATISTICS

Season	GP-GS	Min	Avg	FG	FGA	Pct	3FG	3FGA	Pct	FT	FTA	Pct	Off	Def	Tot	Avg	PF	FO	Ast	TO	Blk	Stl	Pts	Avg
2010-11	30-30	928	30.9	138	423	.326	61	198	.308	47	74	.635	25	75	100	3.3	75	0	97	87	0	31	384	12.8
2011-12	24-15	697	29.0	100	280	.357	39	118	.331	26	34	.765	18	37	55	2.3	53	0	74	54	2	16	265	11.0
2012-13	4-0	108	27.0	13	33	.394	2	9	.222	11	17	.647	2	10	12	3.0	10	0	4	11	1	3	39	9.8
Totals	58-45	1733	29.9	251	736	.341	102	325	.314	84	125	.672	45	122	167	2.9	138	0	175	152	3	50	688	11.9

CAREER SEC STATISTICS

Season	GP-GS	Min	Avg	FG	FGA	Pct	3FG	3FGA	Pct	FT	FTA	Pct	Off	Def	Tot	Avg	PF	FO	Ast	TO	Blk	Stl	Pts	Avg
2011	16-16	500	31.3	69	237	.291	31	122	.254	23	35	.657	18	32	50	3.1	41	0	42	43	0	14	192	12.0
2012	16-14	511	31.9	72	209	.344	26	85	.306	18	24	.750	14	28	42	2.6	34	0	58	40	1	14	188	11.8
Totals	32-30	1011	31.6	141	446	.316	57	207	.275	41	59	.694	32	60	92	2.9	75	0	100	83	1	28	380	11.9



#2 - BRIAN RICHARDSON

JUNIOR | GUARD | 6'4" | 175 | 2 LETTERS
WILSON, N.C./GREENFIELD SCHOOL

RICHARDSON'S CAREER HIGHS

POINTS
17, vs. SC State (Jan. 4, 2011)

FIELD GOALS
6, vs. SC State (Jan. 4, 2011)

FIELD GOAL ATTEMPTS
12, twice, last vs. Elon (Nov. 21, 2012)

3-POINT FIELD GOALS
5, vs. SC State (Jan. 4, 2011)

3-POINT FIELD GOAL ATTEMPTS
9, twice, last vs. Boston College (Jan. 1, 2011)

FREE THROWS
7, vs. Delaware State (12/1/10)

FREE THROW ATTEMPTS
8, vs. Delaware State (12/1/10)

REBOUNDS
8, vs. Elon (Nov. 21, 2012)

ASSISTS
6, vs. Rider (Nov. 19, 2012)

BLOCKS
2, vs. Appalachian State (Dec. 19, 2012)

STEALS
2, five times, last vs. Presby. (Dec. 13, 2011)

MINUTES PLAYED
38, vs. Missouri State (Nov. 24, 2012)

RICHARDSON'S SEASON HIGHS

POINTS
16, vs. Jacksonville (Dec. 7, 2012)

FIELD GOALS
5, twice, last vs. Jacksonville (Dec. 7, 2012)

FIELD GOAL ATTEMPTS
12, vs. Elon (Nov. 21, 2012)

3-POINT FIELD GOALS
4, twice, last vs. Jacksonville (Dec. 7, 2012)

3-POINT FIELD GOAL ATTEMPTS
6, twice, last vs. Missouri State (Nov. 24, 2012)

FREE THROWS
3, vs. Rider (Nov. 19, 2012)

FREE THROW ATTEMPTS
3, vs. Rider (Nov. 19, 2012)

REBOUNDS
8, vs. Elon (Nov. 21, 2012)

ASSISTS
6, vs. Rider (Nov. 19, 2012)

BLOCKS
2, vs. Appalachian State (Dec. 19, 2012)

STEALS
1, 3 times, last vs. Clemson (Dec. 2, 2012)

MINUTES PLAYED
38, vs. Missouri State (Nov. 24, 2012)

2012-13

Opponent	Date	GS	Min	FG-FGA	Pct	3FG-FGA	Pct	FT-FTA	Pct	Off	Def	Tot	Avg	PF	FO	A	TO	Blk	Stl	Pts	Avg
MILWAUKEE	11/11/12	20	3-3	1.000	0-0	.000	0-0	.000	0	0	0	0	0.0	3	0	2	3	1	1	6	6.0
MORGAN STATE	11/16/12	20	4-6	.778	2-3	.667	0-0	.000	1	2	3	1.5	4	0	1	1	0	0	10	8.0	8.0
RIDER	11/19/12	27	2-5	.643	1-3	.500	3-3	1.000	3	1	4	2.3	0	0	6	2	1	0	8	8.0	8.0
ELON	11/21/12	30	2-12	.423	1-6	.333	2-2	1.000	2	6	8	3.8	3	0	4	4	1	1	7	7.8	7.8
vs. Missouri State	11/24/12	38	5-7	.485	4-6	.444	0-0	1.000	0	4	4	3.8	2	0	0	1	1	0	14	9.0	9.0
vs. UALR	11/25/12	19	0-3	.444	0-1	.421	0-0	1.000	0	0	0	3.2	4	0	1	1	0	0	0	7.5	7.5
at St. John's	11/29/12	14	2-7	.419	2-5	.417	3-3	1.000	0	2	2	3.0	2	0	2	1	0	0	8	7.6	7.6
CLEMSON	12/2/12	4	0-3	.391	0-1	.400	1-2	.889	0	0	0	2.6	0	0	0	1	0	1	1	6.8	6.8
JACKSONVILLE	12/7/12	12	5-6	.442	4-4	.483	2-2	.909	0	1	1	2.4	1	0	0	0	0	0	16	7.8	7.8
APPALACHIAN ST	12/19/12	11	1-4	.429	0-3	.438	0-0	.909	0	2	2	2.4	2	0	4	1	1	1	11	7.2	7.2
vs. Manhattan	12/22/12																				
PRESBYTERIAN	12/29/12																				
SC STATE	1/5/13																				
at Miss State	1/9/13																				
AUBURN	1/12/13																				
at LSU	1/16/13																				
VANDERBILT	1/19/13																				
at Missouri	1/22/13																				
ARKANSAS	1/26/13																				
at Florida	1/30/13																				
GEORGIA	2/2/13																				
at Kentucky	2/5/13																				
TENNESSEE	2/10/13																				
LSU	2/14/13																				
at Alabama	2/16/13																				
OLE MISS	2/20/13																				
at Georgia	2/23/13																				
MISSOURI	2/28/13																				
at Texas A&M	3/2/13																				
MISS STATE	3/6/13																				
at Vanderbilt	3/9/13																				

SEASON NOTES

Scored six points on a perfect 3-of-3 shooting from the field in the season opener vs. Milwaukee (Nov. 11) ... High scorer off the bench with 10 points on 4-of-6 shooting from the field vs. Morgan State (Nov. 16) ... Dished a career high six assists and scored eight points in 27 minutes off the bench vs. Rider (Nov. 19) ... Posted another team best with four assists vs. Elon (Nov. 21), while collecting a career high eight rebounds ... Scored a season high 14 points vs. Missouri State (Nov. 24), hitting four 3s in the contest, playing a career high 38 minutes in the contest ... Dished one assist vs. UALR (Nov. 25) ... Scored eight points and collected two rebounds vs. St. John's (Nov. 29) ... Posted one steal vs. Clemson (Dec. 2) ... Posted 16 points, including a perfect 4-of-4 effort from 3-point range vs. Jacksonville (Dec. 7) in just 12 minutes played ... Posted a career high two blocks vs. Appalachian State (Dec. 19) ...

CAREER STATISTICS

Season	GP-GS	Min	Avg	FG	FGA	Pct	3FG	3FGA	Pct	FT	FTA	Pct	Off	Def	Tot	Avg	PF	FO	Ast	TO	Blk	Stl	Pts	Avg
2010-11	30-24	582	19.4	53	158	.335	41	122	.336	30	44	.682	5	43	48	1.6	57	1	16	29	6	20	177	5.9
2011-12	25-2	307	12.3	29	97	.299	14	60	.233	7	11	.636	8	17	25	1.0	30	0	10	15	1	6	79	3.2
2012-13	10-0	194	19.4	24	56	.429	14	32	.438	10	11	.909	6	18	24	2.4	21	0	16	14	6	3	72	7.2
Totals	65-26	1083	16.7	106	311	.341	69	214	.322	47	66	.712	19	78	97	1.5	108	1	42	58	13	29	328	5.0

CAREER SEC STATISTICS

Season	GP-GS	Min	Avg	FG	FGA	Pct	3FG	3FGA	Pct	FT	FTA	Pct	Off	Def	Tot	Avg	PF	FO	Ast	TO	Blk	Stl	Pts	Avg
2011	16-11	258	16.1	19	68	.276	16	50	.320	10	18	.556	4	18	22	1.4	31	1	3	15	3	11	64	4.0
2012	10-2	92	9.2	8	27	.296	5	17	.294	5	8	.625	2	3	5	0.5	12	0	1	3	0	1	26	2.6
Totals	26-13	350	13.5	27	95	.284	21	67	.313	15	26	.576	6	21	27	1.0	43	1	4	18	3	12	90	3.5



#33 - RJ SLAWSON

JUNIOR | FORWARD | 6'8" | 220 | 2 LETTERS
CHARLESTON, S.C./FORT DORCHESTER

SLAWSON'S CAREER HIGHS

POINTS	13, vs. North Carolina (Nov. 25, 2011)
FIELD GOALS	6, vs. North Carolina (Nov. 25, 2011)
FIELD GOAL ATTEMPTS	10, vs. North Carolina (Nov. 25, 2011)
3-POINT FIELD GOALS	2, 4 times, last vs. SC State (Jan. 3, 2012)
3-POINT FIELD GOAL ATTEMPTS	4, vs. SC State (Jan. 3, 2012)
FREE THROWS	4, 3 times, last vs. Providence (Dec. 1, 2011)
FREE THROW ATTEMPTS	6, vs. Tenn. State (Nov. 20, 2011)
REBOUNDS	14, vs. North Carolina (Nov. 25, 2011)
ASSISTS	3, twice, last vs. Rider (Nov. 19, 2012)
BLOCKS	4, vs. North Carolina (Nov. 25, 2011)
STEALS	3, vs. SC State (Jan. 3, 2012)
MINUTES PLAYED	31, vs. North Carolina (Nov. 25, 2011)

SLAWSON'S SEASON HIGHS

POINTS	10, vs. Morgan State (Nov. 16, 2012)
FIELD GOALS	4, vs. Morgan State (Nov. 16, 2012)
FIELD GOAL ATTEMPTS	7, vs. Morgan State (Nov. 16, 2012)
3-POINT FIELD GOALS	1, vs. Appalachian State (Dec. 19, 2012)
3-POINT FIELD GOAL ATTEMPTS	2, vs. Missouri State (Nov. 24, 2012)
FREE THROWS	3, vs. Elon (Nov. 21, 2012)
FREE THROW ATTEMPTS	4, 3 times, last vs. Jacksonville (Dec. 7, 2012)
REBOUNDS	8, vs. Elon (Nov. 21, 2012)
ASSISTS	3, vs. Rider (Nov. 19, 2012)
BLOCKS	1, 6 times, last vs. Jacksonville (Dec. 7, 2012)
STEALS	2, vs. UALR (Nov. 25, 2012)
MINUTES PLAYED	26, vs. Morgan State (Nov. 16, 2012)

2012-13

Opponent	Date	GS	Min	FG-FGA	Pct	3FG-FGA	Pct	FT-FTA	Pct	Off	Def	Tot	Avg	Pf	FO	A	TO	Blk	Stl	Pts	Avg	
MILWAUKEE	11/11/12	*	14	0-1	.000	0-0	.000	0-0	.000	0	2	2	2.0	1	0	0	0	0	0	0	0	0.0
MORGAN STATE	11/16/12	*	26	4-7	.500	0-0	.000	2-2	1.000	6	1	7	4.5	5	1	2	3	1	1	10	5.0	
RIDER	11/19/12	*	19	0-3	.364	0-1	.000	2-2	1.000	2	1	3	4.0	4	0	3	2	0	0	2	4.0	
ELON	11/21/12	*	24	2-4	.400	0-0	.000	3-4	.875	4	4	8	5.0	4	0	1	2	1	1	7	4.8	
vs. Missouri State	11/24/12	*	15	0-4	.316	0-2	.000	0-0	.875	0	4	4	4.8	4	0	0	1	1	0	0	3.8	
vs. UALR	11/25/12	*	17	2-4	.348	0-1	.000	0-0	.875	2	2	4	4.7	5	1	1	2	1	2	4	3.8	
at St. John's	11/29/12	*	21	2-2	.400	0-0	.000	2-4	.750	3	1	4	4.6	2	0	0	1	0	1	6	4.1	
CLEMSON	12/2/12	*	13	1-2	.407	0-0	.000	0-1	.692	1	2	3	4.4	4	0	1	0	1	0	2	3.9	
JACKSONVILLE	12/7/12	*	10	1-4	.387	0-0	.000	2-4	.647	2	0	2	4.1	4	0	1	1	1	0	4	3.9	
APPALACHIAN ST	12/19/12	*	13	3-6	.405	1-1	.200	2-2	.684	2	1	3	4.0	4	0	0	2	0	1	9	4.4	
vs. Manhattan	12/22/12																					
PRESBYTERIAN	12/29/12																					
SC STATE	1/5/13																					
at Miss State	1/9/13																					
AUBURN	1/12/13																					
at LSU	1/16/13																					
VANDERBILT	1/19/13																					
at Missouri	1/22/13																					
ARKANSAS	1/26/13																					
at Florida	1/30/13																					
GEORGIA	2/2/13																					
at Kentucky	2/5/13																					
TENNESSEE	2/10/13																					
LSU	2/14/13																					
at Alabama	2/16/13																					
OLE MISS	2/20/13																					
at Georgia	2/23/13																					
MISSOURI	2/28/13																					
at Texas A&M	3/2/13																					
MISS STATE	3/6/13																					
at Vanderbilt	3/9/13																					

SEASON NOTES

Earned the start in season opener vs. Milwaukee (Nov. 11), pulled down just two rebounds in 14 minutes ... Posted 10 points and seven rebounds, including six on the offensive glass, vs. Morgan State (Nov. 16) ... Matched career high with three assists vs. Rider (Nov. 19) ... Collected a season high eight rebounds vs. Elon (Nov. 21) ... Collected four rebounds vs. Missouri State (Nov. 24) ... Scored four points, collected four rebounds and earned two steals vs. UALR (Nov. 25) ... Posted six points and four rebounds vs. St. John's (Nov. 29) ... Collected three rebounds vs. Clemson (Dec. 2) ... Scored four points and posted one block vs. Jacksonville (Dec. 7) ... Was in foul trouble early vs. the Dolphins, collecting three fouls in first eight minutes of the contest ... Posted nine points in victory vs. Appalachian State (Dec. 19) ...

CAREER STATISTICS

Season	GP-GS	Min	Avg	FG	FGA	Pct	3FG	3FGA	Pct	FT	FTA	Pct	Off	Def	Tot	Avg	Pf	FO	Ast	TO	Blk	Stl	Pts	Avg
2010-11	28-0	252	9.0	24	58	.414	6	19	.316	9	11	.818	22	37	59	2.1	40	1	4	14	5	7	63	2.3
2011-12	31-5	553	17.8	52	119	.437	11	41	.268	23	37	.622	50	73	123	4.0	81	1	18	31	20	23	138	4.5
2012-13	10-10	172	17.2	15	37	.405	1	5	.200	13	19	.684	22	18	40	4.0	37	2	9	14	6	6	44	4.4
Totals	69-15	977	14.2	91	214	.425	18	65	.277	45	67	.672	94	128	222	3.2	158	4	31	59	31	36	245	3.6

CAREER SEC STATISTICS

Season	GP-GS	Min	Avg	FG	FGA	Pct	3FG	3FGA	Pct	FT	FTA	Pct	Off	Def	Tot	Avg	Pf	FO	Ast	TO	Blk	Stl	Pts	Avg
2011	15-0	153	10.2	11	32	.344	4	11	.364	4	4	1.000	11	20	31	2.1	27	1	0	4	2	4	30	2.0
2012	16-5	256	16.0	19	46	.413	3	17	.176	9	14	.643	23	27	50	3.1	40	0	7	16	5	10	50	3.1
Totals	31-5	409	13.2	30	78	.384	7	28	.250	13	18	.722	34	47	81	2.6	67	1	7	20	7	14	80	2.6



#5 - ERIC SMITH

JUNIOR | GUARD | 5'11" | 205 | 2 LETTERS
MULLINS, S.C./CHRIST SCHOOL

SMITH'S CAREER HIGHS

- POINTS**
18, vs. Tenn. State (Nov. 20, 2011)
- FIELD GOALS**
6, twice, last vs. Providence (Dec. 1, 2011)
- FIELD GOAL ATTEMPTS**
13, vs. Providence (Dec. 1, 2011)
- 3-POINT FIELD GOALS**
5, vs. Tenn. State (Nov. 20, 2011)
- 3-POINT FIELD GOAL ATTEMPTS**
8, vs. Providence (Dec. 1, 2011)
- FREE THROWS**
6, vs. Morgan State (Nov. 16, 2012)
- FREE THROW ATTEMPTS**
9, vs. Morgan State (Nov. 16, 2012)
- REBOUNDS**
3, 10 times, vs. Jacksonville (Dec. 7, 2012)
- ASSISTS**
9, vs. Appalachian State (Dec. 19, 2012)
- BLOCKS**
1, vs. Milwaukee (Nov. 12, 2012)
- STEALS**
3, vs. UALR (Nov. 25, 2012)
- MINUTES PLAYED**
38, vs. Milwaukee (Nov. 11, 2012)

SMITH'S SEASON HIGHS

- POINTS**
17, vs. Morgan State (Nov. 16, 2012)
- FIELD GOALS**
5, vs. Morgan State (Nov. 16, 2012)
- FIELD GOAL ATTEMPTS**
9, vs. Morgan State (Nov. 16, 2012)
- 3-POINT FIELD GOALS**
1, 5 times, last vs. Jacksonville (Dec. 7, 2012)
- 3-POINT FIELD GOAL ATTEMPTS**
4, vs. St. John's (Nov. 29, 2012)
- FREE THROWS**
6, vs. Morgan State (Nov. 16, 2012)
- FREE THROW ATTEMPTS**
9, vs. Morgan State (Nov. 16, 2012)
- REBOUNDS**
3, 3 times, last vs. Jacksonville (Dec. 7, 2012)
- ASSISTS**
9, vs. Appalachian State (Dec. 19, 2012)
- BLOCKS**
1, vs. Milwaukee (Nov. 11, 2012)
- STEALS**
3, vs. UALR (Nov. 25, 2012)
- MINUTES PLAYED**
38, vs. Milwaukee (Nov. 11, 2012)

2012-13

Opponent	Date	GS	Min	FG-FGA	Pct	3FG-3FGA	Pct	FT-FTA	Pct	Off	Def	Tot	Avg	PF	FO	A	TO	Blk	Stl	Pts	Avg
MILWAUKEE	11/11/12	*	38	2-9	.222	0-1	.000	2-2	1.000	0	1	1	1.0	1	0	4	1	1	1	6	6.0
MORGAN STATE	11/16/12	*	25	5-9	.389	1-3	.250	6-9	.727	0	2	2	1.5	1	0	0	3	0	0	17	11.5
RIDER	11/19/12	*	23	2-6	.375	0-3	.143	2-4	.667	1	1	2	1.7	4	0	3	1	0	1	6	9.7
ELON	11/21/12	*	20	1-5	.345	1-1	.250	0-0	.667	0	1	1	1.5	2	0	1	2	0	1	3	8.0
vs. Missouri State	11/24/12	*	33	0-2	.323	0-1	.222	2-2	.706	0	2	2	1.6	1	0	6	6	0	0	2	6.8
vs. UALR	11/25/12	*	30	4-7	.368	1-2	.273	3-4	.714	0	3	3	1.8	1	0	5	3	0	3	12	7.7
at St. John's	11/29/12	*	24	1-7	.333	1-4	.267	0-0	.714	2	0	2	1.9	4	0	2	2	0	0	3	7.0
CLEMSON	12/2/12	*	24	1-5	.320	0-1	.250	0-1	.682	1	2	3	2.0	2	0	3	2	0	1	2	6.4
JACKSONVILLE	12/7/12	*	24	3-7	.333	1-2	.278	0-0	.682	0	3	3	2.1	3	0	7	1	0	1	7	6.4
APPALACHIAN ST	12/19/12	*	23	2-3	.350	0-1	.263	1-2	.667	0	2	2	2.1	1	0	9	2	0	1	5	6.3
vs. Manhattan	12/22/12																				
PRESBYTERIAN	12/29/12																				
SC STATE	1/5/13																				
at Miss State	1/9/13																				
AUBURN	1/12/13																				
at LSU	1/16/13																				
VANDERBILT	1/19/13																				
at Missouri	1/22/13																				
ARKANSAS	1/26/13																				
at Florida	1/30/13																				
GEORGIA	2/2/13																				
at Kentucky	2/5/13																				
TENNESSEE	2/10/13																				
LSU	2/14/13																				
at Alabama	2/16/13																				
OLE MISS	2/20/13																				
at Georgia	2/23/13																				
MISSOURI	2/28/13																				
at Texas A&M	3/2/13																				
MISS STATE	3/6/13																				
at Vanderbilt	3/9/13																				

SEASON NOTES

Solid in season opener vs. Milwaukee (Nov. 11), posting six points and four assists ... Was just one point shy of matching career high with 17 vs. Morgan State (Nov. 16) ... Set career highs with six made free throws and nine attempts vs. the Bears ... Was in foul trouble, but posted three assists and six points vs. Rider (Nov. 19) ... Posted an assist and steal, with three points vs. Elon (Nov. 21) ... Dished a season high six assists vs. Missouri State (Nov. 24) ... Scored 12 points and dished five assists vs. UALR (Nov. 25) ... Also career high three steals vs. UALR ... Scored three points and posted two assists vs. St. John's (Nov. 29) ... Was in foul trouble early vs. the Red Storm ... Matched career high with three rebounds vs. Clemson (Dec. 2); also three assists vs. Tigers ... Dished seven assists, against just one turnover, vs. Jacksonville (Dec. 7) ... Set a career high with nine assists vs. Appalachian State (Dec. 19); committed just two turnovers in the contest ...

CAREER STATISTICS

Season	GP-GS	Min	Avg	FG	FGA	Pct	3FG	3FGA	Pct	FT	FTA	Pct	Off	Def	Tot	Avg	PF	FO	Ast	TO	Blk	Stl	Pts	Avg
2010-11	28-0	371	13.3	20	66	.303	8	35	.229	20	32	.625	6	16	22	0.8	29	0	42	25	0	6	68	2.4
2011-12	28-13	399	14.3	42	102	.412	20	50	.400	11	18	.611	3	23	26	0.9	27	1	33	36	0	11	115	4.1
2012-13	10-10	264	26.4	21	60	.350	5	19	.263	16	24	.667	4	17	21	2.1	20	0	40	26	1	9	63	6.3
Totals	66-23	1034	15.7	83	228	.364	33	104	.317	47	74	.635	13	56	69	1.0	76	1	115	87	1	26	246	3.7

CAREER SEC STATISTICS

Season	GP-GS	Min	Avg	FG	FGA	Pct	3FG	3FGA	Pct	FT	FTA	Pct	Off	Def	Tot	Avg	PF	FO	Ast	TO	Blk	Stl	Pts	Avg
2011	16-0	260	16.3	15	49	.306	6	24	.250	13	17	.765	6	7	13	0.8	18	0	23	15	0	4	49	3.1
2012	13-2	103	7.9	6	26	.231	2	9	.222	6	6	1.000	0	9	9	0.7	4	0	8	8	0	3	20	1.5
Totals	29-2	363	12.5	21	75	.280	8	33	.242	19	23	.826	6	16	22	0.8	22	0	31	23	0	7	69	2.4



#1 - BRENTON WILLIAMS

JUNIOR | GUARD | 5'11" | 175 | 1 LETTER
KISSIMMEE, FLA./OSCEOLA/SANTA FE COLLEGE

WILLIAMS' CAREER HIGHS

POINTS	22, vs. Rider (Nov. 19, 2012)
FIELD GOALS	7, vs. Rider (Nov. 19, 2012)
FIELD GOAL ATTEMPTS	13, vs. Morgan State (Nov. 16, 2012)
3-POINT FIELD GOALS	5, vs. Rider (Nov. 19, 2012)
3-POINT FIELD GOAL ATTEMPTS	8, vs. Rider (Nov. 19, 2012)
FREE THROWS	8, twice, last vs. Milwaukee (Nov. 11, 2012)
FREE THROW ATTEMPTS	8, twice, last vs. Milwaukee (Nov. 11, 2012)
REBOUNDS	4, twice, last vs. Rider (Nov. 19, 2012)
ASSISTS	4, vs. Rider (Nov. 19, 2012)
BLOCKS	1, 5 times, last vs. App State (Dec. 19, 2012)
STEALS	5, vs. Western Carolina (Nov. 11, 2011)
MINUTES PLAYED	38, vs. Rider (Nov. 19, 2012)

WILLIAMS' SEASON HIGHS

POINTS	22, vs. Rider (Nov. 19, 2012)
FIELD GOALS	7, twice, last vs. UALR (Nov. 25, 2012)
FIELD GOAL ATTEMPTS	13, vs. Morgan State (Nov. 16, 2012)
3-POINT FIELD GOALS	5, vs. Rider (Nov. 19, 2012)
3-POINT FIELD GOAL ATTEMPTS	8, vs. Rider (Nov. 19, 2012)
FREE THROWS	8, vs. Milwaukee (Nov. 11, 2012)
FREE THROW ATTEMPTS	8, vs. Milwaukee (Nov. 11, 2012)
REBOUNDS	4, vs. Rider (Nov. 19, 2012)
ASSISTS	4, twice, last vs. App State (Dec. 19, 2012)
BLOCKS	1, 3 times, last vs. App State (Dec. 19, 2012)
STEALS	2, vs. UALR (Nov. 25, 2012)
MINUTES PLAYED	38, vs. Rider (Nov. 19, 2012)

2012-13

Opponent	Date	GS	Min	FG-FGA	Pct	3FG-FGA	Pct	FT-FTA	Pct	Off	Def	Tot	Avg	PF	FO	A	TO	Blk	Stl	Pts	Avg
MILWAUKEE	11/11/12	13	3-6	.500	0-2	.000	8-8	1.000	0	1	1	1.0	3	0	0	4	0	1	14	14.0	
MORGAN STATE	11/16/12	*	27	5-13	.421	1-4	.167	3-3	1.000	0	3	3	2.0	0	2	3	0	0	14	14.0	
RIDER	11/19/12	*	38	7-12	.484	5-8	.429	3-3	1.000	0	4	4	2.7	3	0	4	0	1	0	22	16.7
ELON	11/21/12	*	24	2-6	.459	1-3	.412	4-6	.900	1	2	3	2.8	2	0	4	1	1	9	14.8	
vs. Missouri State	11/24/12		13	1-2	.462	0-0	.000	3-4	.875	0	2	2	2.6	4	0	3	2	0	5	12.8	
vs. UALR	11/25/12		23	7-7	.543	1-1	.444	2-2	.885	1	0	1	2.3	0	0	3	0	2	17	13.5	
at St. John's	11/29/12		12	4-7	.547	2-4	.455	0-0	.885	0	2	2	2.3	0	0	1	0	1	10	13.0	
CLEMSON	12/2/12		33	5-11	.531	2-7	.414	4-4	.900	2	1	3	2.4	2	0	2	0	0	16	13.4	
JACKSONVILLE	12/7/12	*	20	4-5	.551	4-5	.471	0-0	.900	0	0	0	2.1	1	0	0	0	0	12	13.2	
APPALACHIAN ST	12/19/12		28	3-4	.562	2-2	.500	3-5	.857	0	1	1	2.0	2	0	4	1	1	11	13.0	
vs. Manhattan	12/22/12																				
PRESBYTERIAN	12/29/12																				
SC STATE	1/5/13																				
at Miss State	1/9/13																				
AUBURN	1/12/13																				
at LSU	1/16/13																				
VANDERBILT	1/19/13																				
at Missouri	1/22/13																				
ARKANSAS	1/26/13																				
at Florida	1/30/13																				
GEORGIA	2/2/13																				
at Kentucky	2/5/13																				
TENNESSEE	2/10/13																				
LSU	2/14/13																				
at Alabama	2/16/13																				
OLE MISS	2/20/13																				
at Georgia	2/23/13																				
MISSOURI	2/28/13																				
at Texas A&M	3/2/13																				
MISS STATE	3/6/13																				
at Vanderbilt	3/9/13																				

SEASON NOTES

Instrumental in season opener win vs. Milwaukee (Nov. 11), scored 14 points, including 12 during overtime to secure the win; was a perfect 8-of-8 from the free throw line in overtime ... Earned first-career start vs. Morgan State (Nov. 16), posting 14 points and matching career best with two assists ... Career night vs. Rider (Nov. 19), posting all-time highs in points (22), made 3-point baskets (5), 3-point attempts (8) and minutes played (38) ... Scored nine points, all in the second half, vs. Elon (Nov. 21) ... Scored five points vs. Missouri State (Nov. 24) ... Posted 17 points on 7-of-7 shooting from the field vs. UALR (Nov. 25) ... Suffered a neck injury in contest vs. St. John's (Nov. 29) ... Was transported to a local hospital in Queens, N.Y.; was released shortly after and returned to Columbia with the team ... Team high 16 points and three rebounds vs. Clemson (Dec. 2) ... Scored 12 points, hitting four 3s vs. Jacksonville (Dec. 7) ... Scored 11 points and dished four assists in 28 minutes off the bench vs. Appalachian State (Dec. 19) ...

CAREER STATISTICS

Season	GP-GS	Min	Avg	FG	FGA	Pct	3FG	3FGA	Pct	FT	FTA	Pct	Off	Def	Tot	Avg	PF	FO	Ast	TO	Blk	Stl	Pts	Avg
2011-12	23-0	323	14.0	46	117	.393	26	66	.394	23	28	.821	4	15	19	0.8	27	1	13	19	2	15	141	6.1
2012-13	10-4	231	23.1	41	73	.562	18	36	.500	30	35	.827	4	16	20	2.0	17	0	14	19	3	6	130	13.0
Totals	33-4	554	16.8	87	190	.458	44	102	.431	53	63	.841	8	31	39	1.2	44	1	27	38	5	21	271	8.2

CAREER SEC STATISTICS

Season	GP-GS	Min	Avg	FG	FGA	Pct	3FG	3FGA	Pct	FT	FTA	Pct	Off	Def	Tot	Avg	PF	FO	Ast	TO	Blk	Stl	Pts	Avg
2012	15-0	230	15.3	32	83	.386	20	50	.400	11	14	.786	4	12	16	1.1	20	1	7	10	2	7	95	6.3



#45 - CARLTON GEATHERS

R-SO. | FORWARD | 6'10" | 255 | 1 LETTER
 GEORGETOWN, S.C./CARVERS BAY

GEATHERS' CAREER HIGHS

POINTS
 4, 3 times, last vs. SC State (Jan. 3, 2012)

FIELD GOALS
 2, twice, last vs. SC State (Jan. 3, 2012)

FIELD GOAL ATTEMPTS
 4, vs. Western Carolina (Nov. 11, 2011)

3-POINT FIELD GOALS
 -

3-POINT FIELD GOAL ATTEMPTS
 -

FREE THROWS
 2, 3 times, last at Tennessee (Feb. 8, 2012)

FREE THROW ATTEMPTS
 2, 6 times, last at Georgia (March 3, 2012)

REBOUNDS
 6, vs. Western Carolina (Nov. 11, 2011)

ASSISTS
 1, vs. SC State (Jan. 3, 2012)

BLOCKS
 3, 3 times, last at Georgia (March 3, 2012)

STEALS
 2, vs. Vanderbilt (Jan. 10, 2012)

MINUTES PLAYED
 21, vs. Tennessee (Feb. 25, 2012)

GEATHERS' SEASON HIGHS

POINTS
 -

FIELD GOALS
 -

FIELD GOAL ATTEMPTS
 -

3-POINT FIELD GOALS
 -

3-POINT FIELD GOAL ATTEMPTS
 -

FREE THROWS
 -

FREE THROW ATTEMPTS
 -

REBOUNDS
 -

ASSISTS
 -

BLOCKS
 -

STEALS
 -

MINUTES PLAYED
 -

2012-13

Opponent	Date	GS	Min	FG-FGA	Pct	3FG-FGA	Pct	FT-FTA	Pct	Off	Def	Tot	Avg	Pf	FO	A	TO	Blk	Stl	Pts	Avg	
MILWAUKEE	11/11/12	-	-	-	-	-	-	DNP - injured	-	-	-	-	-	-	-	-	-	-	-	-	-	-
MORGAN STATE	11/16/12	-	-	-	-	-	-	DNP - injured	-	-	-	-	-	-	-	-	-	-	-	-	-	-
RIDER	11/19/12	-	-	-	-	-	-	DNP - injured	-	-	-	-	-	-	-	-	-	-	-	-	-	-
ELON	11/21/12	-	-	-	-	-	-	DNP - injured	-	-	-	-	-	-	-	-	-	-	-	-	-	-
vs. Missouri State	11/24/12	-	-	-	-	-	-	DNP - injured	-	-	-	-	-	-	-	-	-	-	-	-	-	-
vs. UALR	11/25/12	-	-	-	-	-	-	DNP - injured	-	-	-	-	-	-	-	-	-	-	-	-	-	-
at St. John's	11/29/12	-	-	-	-	-	-	DNP - injured	-	-	-	-	-	-	-	-	-	-	-	-	-	-
CLEMSON	12/2/12	-	-	-	-	-	-	DNP - injured	-	-	-	-	-	-	-	-	-	-	-	-	-	-
JACKSONVILLE	12/7/12	-	-	-	-	-	-	DNP - injured	-	-	-	-	-	-	-	-	-	-	-	-	-	-
APPALACHIAN ST	12/19/12	-	-	-	-	-	-	DNP - injured	-	-	-	-	-	-	-	-	-	-	-	-	-	-
vs. Manhattan	12/22/12	-	-	-	-	-	-	-	-	-	-	-	-	-	-	-	-	-	-	-	-	-
PRESBYTERIAN	12/29/12	-	-	-	-	-	-	-	-	-	-	-	-	-	-	-	-	-	-	-	-	-
SC STATE	1/5/13	-	-	-	-	-	-	-	-	-	-	-	-	-	-	-	-	-	-	-	-	-
at Miss State	1/9/13	-	-	-	-	-	-	-	-	-	-	-	-	-	-	-	-	-	-	-	-	-
AUBURN	1/12/13	-	-	-	-	-	-	-	-	-	-	-	-	-	-	-	-	-	-	-	-	-
at LSU	1/16/13	-	-	-	-	-	-	-	-	-	-	-	-	-	-	-	-	-	-	-	-	-
VANDERBILT	1/19/13	-	-	-	-	-	-	-	-	-	-	-	-	-	-	-	-	-	-	-	-	-
at Missouri	1/22/13	-	-	-	-	-	-	-	-	-	-	-	-	-	-	-	-	-	-	-	-	-
ARKANSAS	1/26/13	-	-	-	-	-	-	-	-	-	-	-	-	-	-	-	-	-	-	-	-	-
at Florida	1/30/13	-	-	-	-	-	-	-	-	-	-	-	-	-	-	-	-	-	-	-	-	-
GEORGIA	2/2/13	-	-	-	-	-	-	-	-	-	-	-	-	-	-	-	-	-	-	-	-	-
at Kentucky	2/5/13	-	-	-	-	-	-	-	-	-	-	-	-	-	-	-	-	-	-	-	-	-
TENNESSEE	2/10/13	-	-	-	-	-	-	-	-	-	-	-	-	-	-	-	-	-	-	-	-	-
LSU	2/14/13	-	-	-	-	-	-	-	-	-	-	-	-	-	-	-	-	-	-	-	-	-
at Alabama	2/16/13	-	-	-	-	-	-	-	-	-	-	-	-	-	-	-	-	-	-	-	-	-
OLE MISS	2/20/13	-	-	-	-	-	-	-	-	-	-	-	-	-	-	-	-	-	-	-	-	-
at Georgia	2/23/13	-	-	-	-	-	-	-	-	-	-	-	-	-	-	-	-	-	-	-	-	-
MISSOURI	2/28/13	-	-	-	-	-	-	-	-	-	-	-	-	-	-	-	-	-	-	-	-	-
at Texas A&M	3/2/13	-	-	-	-	-	-	-	-	-	-	-	-	-	-	-	-	-	-	-	-	-
MISS STATE	3/6/13	-	-	-	-	-	-	-	-	-	-	-	-	-	-	-	-	-	-	-	-	-
at Vanderbilt	3/9/13	-	-	-	-	-	-	-	-	-	-	-	-	-	-	-	-	-	-	-	-	-

SEASON NOTES

Out indefinitely after fracturing knee cap during the summer.

CAREER STATISTICS

Season	GP-GS	Min	Avg	FG	FGA	Pct	3FG	3FGA	Pct	FT	FTA	Pct	Off	Def	Tot	Avg	Pf	FO	Ast	TO	Blk	Stl	Pts	Avg
2011-12	28-1	219	7.8	10	23	.435	0	0	.000	8	12	.667	15	28	43	1.5	24	0	1	7	17	6	28	1.0
2012-13																								

Totals

CAREER SEC STATISTICS

Season	GP-GS	Min	Avg	FG	FGA	Pct	3FG	3FGA	Pct	FT	FTA	Pct	Off	Def	Tot	Avg	Pf	FO	Ast	TO	Blk	Stl	Pts	Avg
2012	13-1	98	7.5	2	7	.286	0	0	.000	5	8	.625	6	7	13	1.0	8	0	0	3	7	5	9	0.7



#32 - DAMIEN LEONARD

SOPHOMORE | GUARD | 6'4" | 190 | 1 LETTER
GREENVILLE. S.C./J.L. MANN

LEONARD'S CAREER HIGHS

- POINTS**
19, vs. Kentucky (Feb. 4, 2012)
- FIELD GOALS**
7, vs. Kentucky (Feb. 4, 2012)
- FIELD GOAL ATTEMPTS**
17, vs. Elon (Nov. 15, 2011)
- 3-POINT FIELD GOALS**
5, vs. North Carolina (Nov. 25, 2011)
- 3-POINT FIELD GOAL ATTEMPTS**
11, twice, last vs. N. Carolina (Nov. 25, 2011)
- FREE THROWS**
2, 5 times, last at Kentucky (Jan. 7, 2012)
- FREE THROW ATTEMPTS**
4, vs. Tenn. State (Nov. 20, 2011)
- REBOUNDS**
4, vs. Tennessee (Feb. 25, 2012)
- ASSISTS**
3, at Ole Miss (Jan. 28, 2012)
- BLOCKS**
1, 4 times, last vs. Rider (Nov. 19, 2012)
- STEALS**
2, twice, last vs. Tenn. State (Nov. 20, 2011)
- MINUTES PLAYED**
37, vs. Alabama (March 8, 2012)

LEONARD'S SEASON HIGHS

- POINTS**
6, 3 times, last vs. Elon (Nov. 21, 2012)
- FIELD GOALS**
3, vs. Morgan State (Nov. 16, 2012)
- FIELD GOAL ATTEMPTS**
6, twice, last vs. Elon (Nov. 21, 2012)
- 3-POINT FIELD GOALS**
2, twice, last vs. Elon (Nov. 21, 2012)
- 3-POINT FIELD GOAL ATTEMPTS**
5, twice, last vs. Elon (Nov. 21, 2012)
- FREE THROWS**
2, vs. Jacksonville (Dec. 7, 2012)
- FREE THROW ATTEMPTS**
2, vs. Jacksonville (Dec. 7, 2012)
- REBOUNDS**
2, twice, last vs. Elon (Nov. 21, 2012)
- ASSISTS**
2, vs. Rider (Nov. 19, 2012)
- BLOCKS**
1, vs. Morgan State (Nov. 16, 2012)
- STEALS**
1, twice, last vs. Missouri State (Nov. 24, 2012)
- MINUTES PLAYED**
19, vs. Elon (Nov. 21, 2012)

2012-13

Opponent	Date	GS	Min	FG-FGA	Pct	3FG-FGA	Pct	FT-FTA	Pct	Off	Def	Tot	Avg	PF	FO	A	TO	Blk	Stl	Pts	Avg
MILWAUKEE	11/11/12	5	0-1	.000	0-1	.000	0-0	.000	1	0	1	1.0	1	0	0	0	0	0	0	0	0.0
MORGAN STATE	11/16/12	17	3-3	.750	0-0	.000	0-0	.000	0	2	2	1.5	1	0	0	2	1	0	6	3.0	
RIDER	11/19/12	7	2-6	.500	2-5	.333	0-0	.000	0	0	0	1.0	1	0	2	4	0	1	6	4.0	
ELON	11/21/12	19	2-6	.438	2-5	.364	0-0	.000	1	1	2	1.3	0	0	0	1	0	0	6	4.5	
vs. Missouri State	11/24/12	5	0-0	.438	0-0	.364	0-0	.000	0	0	0	1.0	1	0	0	1	0	1	0	3.6	
vs. UALR	11/25/12	7	0-1	.412	0-1	.333	0-0	.000	0	1	1	1.0	2	0	0	2	0	0	0	3.0	
at St. John's	11/29/12	4	0-1	.389	0-1	.308	0-0	.000	0	0	0	0.9	0	0	0	0	0	0	0	2.6	
CLEMSON	12/2/12	-	-	-	-	-	-	DNP - coach's decision	-	-	-	-	-	-	-	-	-	-	-	-	-
JACKSONVILLE	12/7/12	13	0-3	.333	0-2	.267	2-2	1.000	0	1	1	0.9	1	0	0	1	0	0	2	2.5	
APPALACHIAN ST	12/19/12	-	-	-	-	-	-	DNP - coach's decision	-	-	-	-	-	-	-	-	-	-	-	-	-
vs. Manhattan	12/22/12	-	-	-	-	-	-	-	-	-	-	-	-	-	-	-	-	-	-	-	-
PRESBYTERIAN	12/29/12	-	-	-	-	-	-	-	-	-	-	-	-	-	-	-	-	-	-	-	-
SC STATE	1/5/13	-	-	-	-	-	-	-	-	-	-	-	-	-	-	-	-	-	-	-	-
at Miss State	1/9/13	-	-	-	-	-	-	-	-	-	-	-	-	-	-	-	-	-	-	-	-
AUBURN	1/12/13	-	-	-	-	-	-	-	-	-	-	-	-	-	-	-	-	-	-	-	-
at LSU	1/16/13	-	-	-	-	-	-	-	-	-	-	-	-	-	-	-	-	-	-	-	-
VANDERBILT	1/19/13	-	-	-	-	-	-	-	-	-	-	-	-	-	-	-	-	-	-	-	-
at Missouri	1/22/13	-	-	-	-	-	-	-	-	-	-	-	-	-	-	-	-	-	-	-	-
ARKANSAS	1/26/13	-	-	-	-	-	-	-	-	-	-	-	-	-	-	-	-	-	-	-	-
at Florida	1/30/13	-	-	-	-	-	-	-	-	-	-	-	-	-	-	-	-	-	-	-	-
GEORGIA	2/2/13	-	-	-	-	-	-	-	-	-	-	-	-	-	-	-	-	-	-	-	-
at Kentucky	2/5/13	-	-	-	-	-	-	-	-	-	-	-	-	-	-	-	-	-	-	-	-
TENNESSEE	2/10/13	-	-	-	-	-	-	-	-	-	-	-	-	-	-	-	-	-	-	-	-
LSU	2/14/13	-	-	-	-	-	-	-	-	-	-	-	-	-	-	-	-	-	-	-	-
at Alabama	2/16/13	-	-	-	-	-	-	-	-	-	-	-	-	-	-	-	-	-	-	-	-
OLE MISS	2/20/13	-	-	-	-	-	-	-	-	-	-	-	-	-	-	-	-	-	-	-	-
at Georgia	2/23/13	-	-	-	-	-	-	-	-	-	-	-	-	-	-	-	-	-	-	-	-
MISSOURI	2/28/13	-	-	-	-	-	-	-	-	-	-	-	-	-	-	-	-	-	-	-	-
at Texas A&M	3/2/13	-	-	-	-	-	-	-	-	-	-	-	-	-	-	-	-	-	-	-	-
MISS STATE	3/6/13	-	-	-	-	-	-	-	-	-	-	-	-	-	-	-	-	-	-	-	-
at Vanderbilt	3/9/13	-	-	-	-	-	-	-	-	-	-	-	-	-	-	-	-	-	-	-	-

SEASON NOTES

Saw action in the season opener vs. Milwaukee (Nov. 11), but continues to recover from surgery on a broken nose ... Scored six points on a perfect 3-of-3 shooting from the floor vs. Morgan State (Nov. 16) ... Posted six points and two assists vs. Rider (Nov. 19) ... Scored six points on two made 3s vs. Elon (Nov. 21) ... Saw action vs. Missouri State (Nov. 24) and UALR (Nov. 25) ... Saw action off the bench vs. St. John's (Nov. 29) ... Scored two points vs. Jacksonville (Dec. 7) ...

CAREER STATISTICS

Season	GP-GS	Min	Avg	FG	FGA	Pct	3FG	3FGA	Pct	FT	FTA	Pct	Off	Def	Tot	Avg	PF	FO	Ast	TO	Blk	Stl	Pts	Avg
2011-12	31-20	652	21.0	71	230	.309	54	171	.316	15	25	.600	11	31	42	1.4	45	0	14	36	2	14	211	6.8
2012-13	8-0	77	9.6	7	21	.333	4	15	.267	2	2	1.000	2	5	7	0.9	7	0	2	11	1	2	20	2.5
Total	39-20	729	18.7	78	251	.311	58	186	.312	17	27	.630	13	36	49	1.3	52	0	16	47	3	16	231	5.9

CAREER SEC STATISTICS

Season	GP-GS	Min	Avg	FG	FGA	Pct	3FG	3FGA	Pct	FT	FTA	Pct	Off	Def	Tot	Avg	PF	FO	Ast	TO	Blk	Stl	Pts	Avg
2012	16-12	346	21.6	36	117	.308	25	85	.294	4	7	.571	5	15	20	1.3	22	0	7	14	1	7	101	6.3



#55 - SHANE PHILLIPS

SENIOR | GUARD | 5'10" | 170 | 1 LETTER
PITTSBURGH, PA./WHEELING CENTRAL (W.VA.)

PHILLIPS' CAREER HIGHS

POINTS
1, vs. SC State (Jan. 3, 2012)

FIELD GOAL ATTEMPTS
3, vs. SC State (Jan. 3, 2012)

3-POINT FIELD GOAL ATTEMPTS
2, vs. SC State (Jan. 3, 2012)

FREE THROWS
1, vs. SC State (Jan. 3, 2012)

FREE THROW ATTEMPTS
2, vs. SC State (Jan. 3, 2012)

MINUTES PLAYED
5, vs. Jacksonville (Dec. 7, 2012)

PHILLIPS' SEASON HIGHS

POINTS
-

FIELD GOALS
-

FIELD GOAL ATTEMPTS
1, twice, last vs. Jacksonville (Dec. 7, 2012)

3-POINT FIELD GOALS
-

3-POINT FIELD GOAL ATTEMPTS
1, twice, last vs. Jacksonville (Dec. 7, 2012)

FREE THROWS
-

FREE THROW ATTEMPTS
-

REBOUNDS
-

ASSISTS
1, vs. St. John's (Nov. 29, 2012)

BLOCKS
-

STEALS
-

MINUTES PLAYED
2, vs. Jacksonville (Dec. 7, 2012)

2012-13

Opponent	Date	GS	Min	FG-FGA	Pct	3FG-FGA	Pct	FT-FTA	Pct	Off	Def	Tot	Avg	PF	FO	A	TO	Blk	Stl	Pts	Avg	
MILWAUKEE	11/11/12	-	-	-	-	-	-	-	-	-	-	-	-	-	-	-	-	-	-	-	-	-
MORGAN STATE	11/16/12	1	0-0	.000	0-0	.000	0-0	.000	0	0	0	0.0	0	0	0	0	0	0	0	0	0.0	
RIDER	11/19/12	-	-	-	-	-	-	-	-	-	-	-	-	-	-	-	-	-	-	-	-	-
ELON	11/21/12	-	-	-	-	-	-	-	-	-	-	-	-	-	-	-	-	-	-	-	-	-
vs. Missouri State	11/24/12	1	0-0	.000	0-0	.000	0-0	.000	0	0	0	0.0	0	0	0	0	0	0	0	0	0.0	
vs. UALR	11/25/12	1	0-0	.000	0-0	.000	0-0	.000	0	0	0	0.0	0	0	0	0	0	0	0	0	0.0	
at St. John's	11/29/12	5	0-1	.000	0-1	.000	0-0	.000	0	0	0	0.0	0	0	1	0	0	0	0	0	0.0	
CLEMSON	12/2/12	-	-	-	-	-	-	-	-	-	-	-	-	-	-	-	-	-	-	-	-	-
JACKSONVILLE	12/7/12	2	0-1	.000	0-1	.000	0-0	.000	0	0	0	0.0	0	0	0	0	0	0	0	0	0.0	
APPALACHIAN ST	12/19/12	-	-	-	-	-	-	-	-	-	-	-	-	-	-	-	-	-	-	-	-	-
vs. Manhattan	12/22/12	-	-	-	-	-	-	-	-	-	-	-	-	-	-	-	-	-	-	-	-	-
PRESBYTERIAN	12/29/12	-	-	-	-	-	-	-	-	-	-	-	-	-	-	-	-	-	-	-	-	-
SC STATE	1/5/13	-	-	-	-	-	-	-	-	-	-	-	-	-	-	-	-	-	-	-	-	-
at Miss State	1/9/13	-	-	-	-	-	-	-	-	-	-	-	-	-	-	-	-	-	-	-	-	-
AUBURN	1/12/13	-	-	-	-	-	-	-	-	-	-	-	-	-	-	-	-	-	-	-	-	-
at LSU	1/16/13	-	-	-	-	-	-	-	-	-	-	-	-	-	-	-	-	-	-	-	-	-
VANDERBILT	1/19/13	-	-	-	-	-	-	-	-	-	-	-	-	-	-	-	-	-	-	-	-	-
at Missouri	1/22/13	-	-	-	-	-	-	-	-	-	-	-	-	-	-	-	-	-	-	-	-	-
ARKANSAS	1/26/13	-	-	-	-	-	-	-	-	-	-	-	-	-	-	-	-	-	-	-	-	-
at Florida	1/30/13	-	-	-	-	-	-	-	-	-	-	-	-	-	-	-	-	-	-	-	-	-
GEORGIA	2/2/13	-	-	-	-	-	-	-	-	-	-	-	-	-	-	-	-	-	-	-	-	-
at Kentucky	2/5/13	-	-	-	-	-	-	-	-	-	-	-	-	-	-	-	-	-	-	-	-	-
TENNESSEE	2/10/13	-	-	-	-	-	-	-	-	-	-	-	-	-	-	-	-	-	-	-	-	-
LSU	2/14/13	-	-	-	-	-	-	-	-	-	-	-	-	-	-	-	-	-	-	-	-	-
at Alabama	2/16/13	-	-	-	-	-	-	-	-	-	-	-	-	-	-	-	-	-	-	-	-	-
OLE MISS	2/20/13	-	-	-	-	-	-	-	-	-	-	-	-	-	-	-	-	-	-	-	-	-
at Georgia	2/23/13	-	-	-	-	-	-	-	-	-	-	-	-	-	-	-	-	-	-	-	-	-
MISSOURI	2/28/13	-	-	-	-	-	-	-	-	-	-	-	-	-	-	-	-	-	-	-	-	-
at Texas A&M	3/2/13	-	-	-	-	-	-	-	-	-	-	-	-	-	-	-	-	-	-	-	-	-
MISS STATE	3/6/13	-	-	-	-	-	-	-	-	-	-	-	-	-	-	-	-	-	-	-	-	-
at Vanderbilt	3/9/13	-	-	-	-	-	-	-	-	-	-	-	-	-	-	-	-	-	-	-	-	-

SEASON NOTES

Did not see game action vs. Milwaukee (Nov. 11) ... Played one minute vs. Morgan State (Nov. 16) ... Saw time vs. Missouri State (Nov. 24) and UALR (Nov. 25) ... Posted an assist vs. St. John's (Nov. 29) ... Saw action vs. Jacksonville (Dec. 7) ...

CAREER STATISTICS

Season	GP-GS	Min	Avg	FG	FGA	Pct	3FG	3FGA	Pct	FT	FTA	Pct	Off	Def	Tot	Avg	PF	FO	Ast	TO	Blk	Stl	Pts	Avg
2011-12	1-0	2	2.0	0	3	.000	0	2	.000	1	2	.500	0	0	0	0.0	0	0	0	1	0	0	1	1.0
2012-13	5-0	10	2.0	0	2	.000	0	2	.000	0	0	.000	0	0	0	0.0	0	0	1	1	0	0	0	0.0
Totals	6-0	12	2.0	0	5	.000	0	4	.000	1	2	.500	0	0	0	0.0	0	0	1	2	0	0	1	0.2



#0 - LASHAY PAGE

**SENIOR | GUARD | 6'2" | 195 | 2 LETTERS
DILLON, S.C./CHIPOLA JC/SOUTHERN MISS.**

PAGE'S CAREER HIGHS

POINTS
30, at Colorado State (Nov. 19, 2011)*

FIELD GOALS
11, at Colorado State (Nov. 19, 2011)*

FIELD GOAL ATTEMPTS
18, vs. Milwaukee (Nov. 11, 2012)

3-POINT FIELD GOALS
8, at Colorado State (Nov. 19, 2011)*

3-POINT FIELD GOAL ATTEMPTS
11, three times, last vs. E. Carolina (Jan. 4, 2012)*

FREE THROWS
7, twice, last vs. Missouri State (Nov. 24, 2012)

FREE THROW ATTEMPTS
8, vs. Missouri State (Nov. 24, 2012)

REBOUNDS
10, vs. Memphis (Feb. 1, 2012)*

ASSISTS
3, at Rice (Jan. 12, 2011)*

BLOCKS
2, vs. Alcorn State (Dec. 1, 2010)*

STEALS
2, 5 times, last vs. Morgan State (Nov. 16, 2012)

MINUTES PLAYED
46 vs. Murray State (Nov. 26, 2011)*

* at Southern Mississippi

PAGE'S SEASON HIGHS

POINTS
22, vs. Missouri State (Nov. 24, 2012)

FIELD GOALS
7, vs. Milwaukee (Nov. 11, 2012)

FIELD GOAL ATTEMPTS
18, vs. Milwaukee (Nov. 11, 2012)

3-POINT FIELD GOALS
4, vs. Rider (Nov. 19, 2012)

3-POINT FIELD GOAL ATTEMPTS
7, twice, last vs. UALR (Nov. 25, 2012)

FREE THROWS
7, vs. Missouri State (Nov. 24, 2012)

FREE THROW ATTEMPTS
8, vs. Missouri State (Nov. 24, 2012)

REBOUNDS
6, twice, last vs. Missouri State (Nov. 24, 2012)

ASSISTS
2, vs. Milwaukee (Nov. 11, 2012)

BLOCKS
1, vs. St. John's (Nov. 29, 2012)

STEALS
2, vs. Morgan State (Nov. 16, 2012)

MINUTES PLAYED
36, vs. Missouri State (Nov. 24, 2012)

2012-13

Opponent	Date	GS	Min	FG-FGA	Pct	3FG-FGA	Pct	FT-FTA	Pct	Off	Def	Tot	Avg	PF	FO	A	TO	Blk	Stl	Pts	Avg
MILWAUKEE	11/11/12	*	35	7-18	.389	0-6	.000	5-7	.714	0	1	1	1.0	0	0	2	1	0	0	19	19.0
MORGAN STATE	11/16/12	*	30	6-13	.419	2-6	.167	6-6	.846	1	4	5	3.0	3	0	1	2	0	2	20	19.5
RIDER	11/19/12	*	22	4-9	.425	4-6	.333	0-0	.846	0	6	6	4.0	3	0	1	2	0	0	12	17.0
ELON	11/21/12	*	21	1-8	.375	1-4	.318	1-2	.800	1	2	3	3.8	3	0	1	3	0	1	4	13.8
vs. Missouri State	11/24/12	*	36	6-11	.407	3-7	.345	7-8	.826	0	6	6	4.2	2	0	0	2	0	0	22	15.4
vs. UALR	11/25/12	*	28	5-12	.408	3-7	.361	3-3	.846	0	4	4	4.2	1	0	1	1	0	0	16	15.5
at St. John's	11/29/12	*	13	1-7	.385	0-4	.325	0-0	.846	0	0	0	3.6	1	0	1	1	0	2	13.6	
CLEMSON	12/2/12	*	14	1-6	.369	1-2	.333	0-0	.846	2	1	3	3.5	2	0	1	1	0	0	3	12.3
JACKSONVILLE	12/7/12	-	-	-	-	-	-	DNP - illness	-	-	-	-	-	-	-	-	-	-	-	-	-
APPALACHIAN ST	12/19/12	*	21	1-9	.344	0-3	.311	5-5	.871	0	2	2	3.3	1	0	0	1	0	0	7	11.7
vs. Manhattan	12/22/12																				
PRESBYTERIAN	12/29/12																				
SC STATE	1/5/13																				
at Miss State	1/9/13																				
AUBURN	1/12/13																				
at LSU	1/16/13																				
VANDERBILT	1/19/13																				
at Missouri	1/22/13																				
ARKANSAS	1/26/13																				
at Florida	1/30/13																				
GEORGIA	2/2/13																				
at Kentucky	2/5/13																				
TENNESSEE	2/10/13																				
LSU	2/14/13																				
at Alabama	2/16/13																				
OLE MISS	2/20/13																				
at Georgia	2/23/13																				
MISSOURI	2/28/13																				
at Texas A&M	3/2/13																				
MISS STATE	3/6/13																				
at Vanderbilt	3/9/13																				

SEASON NOTES

Scored a team high 19 points, while adding two assists in season opener vs. Milwaukee (Nov. 11); scored 17 points in the second half ... Leading scorer with 20 points in win vs. Morgan State (Nov. 16) ... A perfect 6-of-6 from the free throw line vs. the Bears ... Was in foul trouble early in the first half vs. Rider (Nov. 19), but came back to post 12 points on 4 made 3s ... Hit just 1-of-8 attempts from the floor vs. Elon (Nov 21), scoring four points ... Posted a team high 22 points, including a 7-of-8 effort from the free throw line vs. Missouri State (Nov. 25) ... Scored 16 points and collected four rebounds vs. UALR (Nov. 25) ... Named the Hoops For Hope Classic Most Outstanding Player ... Struggled from the field vs. St. John's (Nov. 29), hitting just 1-of-7 from the field for two points ... Scored just three points vs. Clemson (Dec. 2) ... Missed the Jacksonville (Dec. 7) contest due to a stomach virus ... Struggled from the floor vs. Appalachian State (Dec. 19), but posted a 5-of-5 effort from the free throw line, including hitting two key free throws with four seconds remaining to push the game out of reach for the Mountaineers ...

CAREER STATISTICS

Season	GP-GS	Min	Avg	FG	FGA	Pct	3FG	3FGA	Pct	FT	FTA	Pct	Off	Def	Tot	Avg	PF	FO	Ast	TO	Blk	Stl	Pts	Avg
2010-11*	27-1	490	8.1	57	163	.350	33	97	.340	20	33	.606	3	53	56	2.1	36	1	18	23	3	10	167	6.2
2011-12*	33-32	1213	36.8	127	334	.380	75	213	.352	55	67	.821	20	91	111	3.4	63	1	25	36	2	18	384	11.6
2012-13	9-9	220	24.4	32	93	.344	14	45	.311	27	31	.871	4	26	30	3.3	16	0	8	14	1	3	105	11.7
Totals	69-42	1923	27.8	216	590	.366	122	355	.343	102	131	.778	27	170	197	2.9	115	2	51	73	6	31	656	9.5

* at Southern Mississippi



#24 - MICHAEL CARRERA

FRESHMAN | FORWARD | 6'5" | 212 | HS
ANZOÁTEGUI, VENEZUELA/MONTROSE CHRISTIAN

CARRERA'S SEASON HIGHS

POINTS

18, vs. Missouri State (Nov. 24, 2012)

FIELD GOALS

6, twice, last vs. Jacksonville (Dec. 7, 2012)

FIELD GOAL ATTEMPTS

12, vs. Milwaukee (Nov. 11, 2012)

3-POINT FIELD GOALS

1, vs. Missouri State (Nov. 24, 2012)

3-POINT FIELD GOAL ATTEMPTS

1, vs. Missouri State (Nov. 24, 2012)

FREE THROWS

5, 4 times, last vs. Jacksonville (Dec. 7, 2012)

FREE THROW ATTEMPTS

6, 4 times, last vs. Jacksonville (Dec. 7, 2012)

REBOUNDS

15, vs. Milwaukee (Nov. 1, 2012)

ASSISTS

2, vs. Jacksonville (Dec. 7, 2012)

BLOCKS

3, vs. Milwaukee (Nov. 11, 2012)

STEALS

1, vs. Missouri State (Nov. 24, 2012)

MINUTES PLAYED

29, vs. Milwaukee (Nov. 11, 2012)

2012-13

Opponent	Date	GS	Min	FG-FGA	Pct	3FG-FGA	Pct	FT-FTA	Pct	Off	Def	Tot	Avg	Pf	FO	A	TO	Blk	Stl	Pts	Avg
MILWAUKEE	11/11/12	*	29	6-12	.500	0-0	.000	5-5	1.000	7	8	15	15.0	4	0	0	2	3	0	17	17.0
MORGAN STATE	11/16/12	-	-	-	-	-	-	DNP - concussion	-	-	-	-	-	-	-	-	-	-	-	-	-
RIDER	11/19/12	-	-	-	-	-	-	DNP - concussion	-	-	-	-	-	-	-	-	-	-	-	-	-
ELON	11/21/12	-	-	-	-	-	-	DNP - concussion	-	-	-	-	-	-	-	-	-	-	-	-	-
vs. Missouri State	11/24/12	*	21	6-7	.832	1-1	1.000	5-6	.909	1	4	5	10.0	4	0	1	3	1	1	18	17.5
vs. UALR	11/25/12	*	12	0-2	.571	0-0	1.000	2-2	.923	0	2	2	7.3	4	0	0	3	0	0	2	12.3
at St. John's	11/29/12	*	23	3-7	.536	0-0	1.000	5-6	.895	6	5	11	8.3	2	0	1	2	0	0	11	12.0
CLEMSON	12/2/12	*	16	0-4	.469	0-0	1.000	5-6	.800	3	3	6	7.8	5	1	1	2	1	0	3	10.2
JACKSONVILLE	12/7/12	*	24	6-10	.500	0-0	1.000	5-6	.806	0	9	9	8.0	2	0	2	0	2	0	17	11.3
APPALACHIAN ST	12/19/12	-	-	-	-	-	-	-	-	-	-	-	-	-	-	-	-	-	-	-	-
vs. Manhattan	12/22/12	-	-	-	-	-	-	-	-	-	-	-	-	-	-	-	-	-	-	-	-
PRESBYTERIAN	12/29/12	-	-	-	-	-	-	-	-	-	-	-	-	-	-	-	-	-	-	-	-
SC STATE	1/5/13	-	-	-	-	-	-	-	-	-	-	-	-	-	-	-	-	-	-	-	-
at Miss State	1/9/13	-	-	-	-	-	-	-	-	-	-	-	-	-	-	-	-	-	-	-	-
AUBURN	1/12/13	-	-	-	-	-	-	-	-	-	-	-	-	-	-	-	-	-	-	-	-
at LSU	1/16/13	-	-	-	-	-	-	-	-	-	-	-	-	-	-	-	-	-	-	-	-
VANDERBILT	1/19/13	-	-	-	-	-	-	-	-	-	-	-	-	-	-	-	-	-	-	-	-
at Missouri	1/22/13	-	-	-	-	-	-	-	-	-	-	-	-	-	-	-	-	-	-	-	-
ARKANSAS	1/26/13	-	-	-	-	-	-	-	-	-	-	-	-	-	-	-	-	-	-	-	-
at Florida	1/30/13	-	-	-	-	-	-	-	-	-	-	-	-	-	-	-	-	-	-	-	-
GEORGIA	2/2/13	-	-	-	-	-	-	-	-	-	-	-	-	-	-	-	-	-	-	-	-
at Kentucky	2/5/13	-	-	-	-	-	-	-	-	-	-	-	-	-	-	-	-	-	-	-	-
TENNESSEE	2/10/13	-	-	-	-	-	-	-	-	-	-	-	-	-	-	-	-	-	-	-	-
LSU	2/14/13	-	-	-	-	-	-	-	-	-	-	-	-	-	-	-	-	-	-	-	-
at Alabama	2/16/13	-	-	-	-	-	-	-	-	-	-	-	-	-	-	-	-	-	-	-	-
OLE MISS	2/20/13	-	-	-	-	-	-	-	-	-	-	-	-	-	-	-	-	-	-	-	-
at Georgia	2/23/13	-	-	-	-	-	-	-	-	-	-	-	-	-	-	-	-	-	-	-	-
MISSOURI	2/28/13	-	-	-	-	-	-	-	-	-	-	-	-	-	-	-	-	-	-	-	-
at Texas A&M	3/2/13	-	-	-	-	-	-	-	-	-	-	-	-	-	-	-	-	-	-	-	-
MISS STATE	3/6/13	-	-	-	-	-	-	-	-	-	-	-	-	-	-	-	-	-	-	-	-
at Vanderbilt	3/9/13	-	-	-	-	-	-	-	-	-	-	-	-	-	-	-	-	-	-	-	-

SEASON NOTES

Named the SEC Freshman of the Week on Nov. 12 after posting a double-double with 17 points and 15 rebounds in the season opener vs. Milwaukee (Nov. 11); also blocked a team high three shots ... Missed the Morgan State (Nov. 16), Rider (Nov. 19) and Elon (Nov. 21) contests due to a concussion ... Returned vs. Missouri State (Nov. 24), scoring 18 points, including a game-tying 3-pointer at the buzzer to send the contest to overtime, while also collecting five rebounds ... Was in foul trouble early vs. UALR (Nov. 25) ... Posted second double-double of the season with teams highs 11 points and 11 rebounds vs. St. John's (Nov. 29) ... Was in foul trouble vs. Clemson (Dec. 2), collecting three in the first nine minutes of the game ... Collected six rebounds vs. the Tigers ... Near double-double with teams highs in both points (17) and rebounds (9) vs. Jacksonville (Dec. 7) ... Also two assists and two blocks vs. the Dolphins ... Was in foul trouble early vs. Appalachian State (Dec. 19), scored two points and collected three rebounds in just seven minutes of action ...

CAREER STATISTICS

Season	GP-GS	Min	Avg	FG	FGA	Pct	3FG	3FGA	Pct	FT	FTA	Pct	Off	Def	Tot	Avg	Pf	FO	Ast	TO	Blk	Stl	Pts	Avg
2012-13	7-5	132	18.9	22	47	.468	1	1	1.000	25	31	.806	19	32	51	7.3	24	1	5	14	7	1	70	10.0



#14 - LAIMONAS CHATKEVICIUS

FRESHMAN | FORWARD | 6'11" | 255 | HS

KLAIPEDA, LITHUANIA/SOUTH KENT SCHOOL (CONN.)

CHATKEVICIUS' SEASON HIGHS

POINTS

9, vs. Jacksonville (Dec. 7, 2012)

FIELD GOALS

4, vs. Jacksonville (Dec. 7, 2012)

FIELD GOAL ATTEMPTS

6, vs. Jacksonville (Dec. 7, 2012)

3-POINT FIELD GOALS

1, vs. Jacksonville (Dec. 7, 2012)

3-POINT FIELD GOAL ATTEMPTS

1, vs. Jacksonville (Dec. 7, 2012)

FREE THROWS

1, vs. St. John's (Nov. 29, 2012)

FREE THROW ATTEMPTS

2, twice, last vs. Jacksonville (Dec. 7, 2012)

REBOUNDS

5, vs. Jacksonville (Dec. 7, 2012)

ASSISTS

4, vs. Jacksonville (Dec. 7, 2012)

BLOCKS

-

STEALS

-

MINUTES PLAYED

19, vs. Jacksonville (Dec. 7, 2012)

2012-13


Opponent	Date	GS	Min	FG-FGA	Pct	3FG-FGA	Pct	FT-FTA	Pct	Off	Def	Tot	Avg	PF	FO	A	TO	Blk	Stl	Pts	Avg	
MILWAUKEE	11/11/12	-	-	-	-	-	-	-	-	-	-	-	-	-	-	-	-	-	-	-	-	-
MORGAN STATE	11/16/12	-	-	-	-	-	-	-	-	-	-	-	-	-	-	-	-	-	-	-	-	-
RIDER	11/19/12	-	-	-	-	-	-	-	-	-	-	-	-	-	-	-	-	-	-	-	-	-
ELON	11/21/12	-	-	-	-	-	-	-	-	-	-	-	-	-	-	-	-	-	-	-	-	-
vs. Missouri State	11/24/12	-	-	-	-	-	-	-	-	-	-	-	-	-	-	-	-	-	-	-	-	-
vs. UALR	11/25/12	11	1-2	.500	0-0	.000	1-2	.500	1	1	2	2.0	1	0	1	0	0	0	3	3.0		
at St. John's	11/29/12	7	1-2	.500	0-0	.000	0-0	.500	0	1	1	1.5	2	0	0	2	0	0	2	2.5		
CLEMSON	12/2/12	7	1-2	.500	0-0	.000	0-0	.500	0	1	1	1.3	2	0	0	2	0	0	2	2.3		
JACKSONVILLE	12/7/12	19	4-6	.667	1-1	1.000	0-2	.250	3	2	5	2.7	4	0	4	4	0	0	9	4.7		
APPALACHIAN ST	12/19/12	6	1-1	.636	0-0	1.000	0-0	.250	0	1	1	2.3	1	0	0	0	0	0	2	4.0		
vs. Manhattan	12/22/12																					
PRESBYTERIAN	12/29/12																					
SC STATE	1/5/13																					
at Miss State	1/9/13																					
AUBURN	1/12/13																					
at LSU	1/16/13																					
VANDERBILT	1/19/13																					
at Missouri	1/22/13																					
ARKANSAS	1/26/13																					
at Florida	1/30/13																					
GEORGIA	2/2/13																					
at Kentucky	2/5/13																					
TENNESSEE	2/10/13																					
LSU	2/14/13																					
at Alabama	2/16/13																					
OLE MISS	2/20/13																					
at Georgia	2/23/13																					
MISSOURI	2/28/13																					
at Texas A&M	3/2/13																					
MISS STATE	3/6/13																					
at Vanderbilt	3/9/13																					

SEASON NOTES

Will miss the first six games of the 2012-13 season, as the NCAA has determined that he received impermissible benefits from his host family prior to enrolling at the University of South Carolina ... Saw first action of the season vs. St. John's (Nov. 29), scoring three points and collecting two rebounds ... Scored two points vs. Clemson (Dec. 2) ... Solid vs. Jacksonville (Dec. 7), scoring nine points, five rebounds and four assists ... Scored two points in six minutes vs. Appalachian State (Dec. 19) ...

CAREER STATISTICS

Season	GP-GS	Min	Avg	FG	FGA	Pct	3FG	3FGA	Pct	FT	FTA	Pct	Off	Def	Tot	Avg	PF	FO	Ast	TO	Blk	Stl	Pts	Avg
2012-13	4-0	43	10.8	7	11	.636	1	1	1.000	1	4	.250	4	5	9	2.3	8	0	5	6	0	0	16	4.0



#12 - AUSTIN CONSTABLE

FRESHMAN | GUARD | 6'0" | 175 | HS
WEST CHESTER, PA./HENDERSON

CONSTABLE'S SEASON HIGHS

POINTS
-
FIELD GOALS
-
FIELD GOAL ATTEMPTS
-
3-POINT FIELD GOALS
-
3-POINT FIELD GOAL ATTEMPTS
-
FREE THROWS
-
FREE THROW ATTEMPTS
-
REBOUNDS
-
ASSISTS
-
BLOCKS
-
STEALS
-
MINUTES PLAYED
2, vs. Jacksonville (Dec. 7, 2012)

2012-13

Opponent	Date	GS	Min	FG-FGA	Pct	3FG-FGA	Pct	FT-FTA	Pct	Off	Def	Tot	Avg	PF	FO	A	TO	Blk	Stl	Pts	Avg	
MILWAUKEE	11/11/12	-	-	-	-	-	-	-	-	-	-	-	-	-	-	-	-	-	-	-	-	-
MORGAN STATE	11/16/12	-	-	-	-	-	-	-	-	-	-	-	-	-	-	-	-	-	-	-	-	-
RIDER	11/19/12	-	-	-	-	-	-	-	-	-	-	-	-	-	-	-	-	-	-	-	-	-
ELON	11/21/12	-	-	-	-	-	-	-	-	-	-	-	-	-	-	-	-	-	-	-	-	-
vs. Missouri State	11/24/12	-	-	-	-	-	-	-	-	-	-	-	-	-	-	-	-	-	-	-	-	-
vs. UALR	11/25/12	1	0-0	.000	0-0	.000	0-0	.000	0	0	0	0.0	0	0	0	0	0	0	0	0	0.0	
at St. John's	11/29/12	-	-	-	-	-	-	-	-	-	-	-	-	-	-	-	-	-	-	-	-	-
CLEMSON	12/2/12	-	-	-	-	-	-	-	-	-	-	-	-	-	-	-	-	-	-	-	-	-
JACKSONVILLE	12/7/12	2	0-0	.000	0-0	.000	0-0	.000	1	0	1	0.5	0	0	0	1	0	0	0	0	0.0	
APPALACHIAN ST	12/19/12	-	-	-	-	-	-	-	-	-	-	-	-	-	-	-	-	-	-	-	-	-
vs. Manhattan	12/22/12	-	-	-	-	-	-	-	-	-	-	-	-	-	-	-	-	-	-	-	-	-
PRESBYTERIAN	12/29/12	-	-	-	-	-	-	-	-	-	-	-	-	-	-	-	-	-	-	-	-	-
SC STATE	1/5/13	-	-	-	-	-	-	-	-	-	-	-	-	-	-	-	-	-	-	-	-	-
at Miss State	1/9/13	-	-	-	-	-	-	-	-	-	-	-	-	-	-	-	-	-	-	-	-	-
AUBURN	1/12/13	-	-	-	-	-	-	-	-	-	-	-	-	-	-	-	-	-	-	-	-	-
at LSU	1/16/13	-	-	-	-	-	-	-	-	-	-	-	-	-	-	-	-	-	-	-	-	-
VANDERBILT	1/19/13	-	-	-	-	-	-	-	-	-	-	-	-	-	-	-	-	-	-	-	-	-
at Missouri	1/22/13	-	-	-	-	-	-	-	-	-	-	-	-	-	-	-	-	-	-	-	-	-
ARKANSAS	1/28/13	-	-	-	-	-	-	-	-	-	-	-	-	-	-	-	-	-	-	-	-	-
at Florida	1/30/13	-	-	-	-	-	-	-	-	-	-	-	-	-	-	-	-	-	-	-	-	-
GEORGIA	2/2/13	-	-	-	-	-	-	-	-	-	-	-	-	-	-	-	-	-	-	-	-	-
at Kentucky	2/5/13	-	-	-	-	-	-	-	-	-	-	-	-	-	-	-	-	-	-	-	-	-
TENNESSEE	2/10/13	-	-	-	-	-	-	-	-	-	-	-	-	-	-	-	-	-	-	-	-	-
LSU	2/14/13	-	-	-	-	-	-	-	-	-	-	-	-	-	-	-	-	-	-	-	-	-
at Alabama	2/16/13	-	-	-	-	-	-	-	-	-	-	-	-	-	-	-	-	-	-	-	-	-
OLE MISS	2/20/13	-	-	-	-	-	-	-	-	-	-	-	-	-	-	-	-	-	-	-	-	-
at Georgia	2/23/13	-	-	-	-	-	-	-	-	-	-	-	-	-	-	-	-	-	-	-	-	-
MISSOURI	2/28/13	-	-	-	-	-	-	-	-	-	-	-	-	-	-	-	-	-	-	-	-	-
at Texas A&M	3/2/13	-	-	-	-	-	-	-	-	-	-	-	-	-	-	-	-	-	-	-	-	-
MISS STATE	3/6/13	-	-	-	-	-	-	-	-	-	-	-	-	-	-	-	-	-	-	-	-	-
at Vanderbilt	3/9/13	-	-	-	-	-	-	-	-	-	-	-	-	-	-	-	-	-	-	-	-	-

SEASON NOTES

Saw time vs. UALR (Nov. 25) ... Collected a rebound vs. Jacksonville (Dec. 7) ...

CAREER STATISTICS

Season	GP-GS	Min	Avg	FG	FGA	Pct	3FG	3FGA	Pct	FT	FTA	Pct	Off	Def	Tot	Avg	PF	FO	Ast	TO	Blk	Stl	Pts	Avg
2012-13	2-0	3	1.5	0	0	.000	0	0	.000	0	0	.000	1	0	1	0.5	0	0	0	1	0	0	0	0.0



#25 - MINDAUGAS KACINAS

FRESHMAN | FORWARD | 6'7" | 210 | HS

KLAIPEDA, LITHUANIA/WORD OF LIFE FIRE TRADITIONAL SCHOOL

KACINAS' SEASON HIGHS

POINTS

18, vs. Rider (Nov. 19, 2012)

FIELD GOALS

8, vs. Rider (Nov. 19, 2012)

FIELD GOAL ATTEMPTS

11, twice, last vs. App State (Dec. 19, 2012)

3-POINT FIELD GOALS

1, 3 times, last vs. Clemson (Dec. 2, 2012)

3-POINT FIELD GOAL ATTEMPTS

3, twice, last vs. App State (Dec. 19, 2012)

FREE THROWS

6, vs. Milwaukee (Nov. 11, 2012)

FREE THROW ATTEMPTS

8, vs. Milwaukee (Nov. 11, 2012)

REBOUNDS

13, vs. Milwaukee (Nov. 11, 2012)

ASSISTS

3, twice, last vs. App State (Dec. 19, 2012)

BLOCKS

3, vs. Appalachian State (Dec. 19, 2012)

STEALS

2, vs. UALR (Nov. 25, 2012)

MINUTES PLAYED

34, vs. Appalachian State (Dec. 19, 2012)

2012-13

Opponent	Date	GS	Min	FG-FGA	Pct	3FG-FGA	Pct	FT-FTA	Pct	Off	Def	Tot	Avg	PF	FO	A	TO	Blk	Stl	Pts	Avg
MILWAUKEE	11/11/12	31	1-3	.333	0-1	1.000	6-8	.750	6	7	13	13.0	2	0	3	1	1	1	8	8.0	
MORGAN STATE	11/16/12	21	0-1	.250	0-0	.000	2-2	.800	3	0	3	8.0	3	0	0	3	0	1	2	5.0	
RIDER	11/19/12	32	8-11	.600	1-1	.500	1-2	.750	3	2	5	7.0	2	0	0	3	0	1	18	9.3	
ELON	11/21/12	26	1-2	.588	0-0	.500	1-2	.714	2	3	5	6.5	0	0	1	4	0	0	3	7.8	
vs. Missouri State	11/24/12	*	28	1-3	.550	0-1	.333	2-3	.706	0	5	5	6.2	2	0	1	5	2	0	4	7.0
vs. UALR	11/25/12	27	5-7	.593	1-3	.333	2-3	.700	3	2	5	6.0	3	0	1	3	2	2	13	8.0	
at St. John's	11/29/12	24	4-7	.588	0-0	.333	1-4	.625	3	3	6	6.0	1	0	1	0	0	0	9	8.1	
CLEMSON	12/2/12	29	3-5	.590	1-2	.375	3-3	.667	1	2	3	5.6	5	1	1	1	1	0	10	8.4	
JACKSONVILLE	12/7/12	18	3-3	.619	0-0	.375	1-2	.655	1	2	3	5.3	4	0	0	2	2	0	7	8.2	
APPALACHIAN ST	12/19/12	*	34	5-11	.585	0-3	.273	2-2	.677	6	6	12	6.0	2	0	3	2	3	0	12	8.6
vs. Manhattan	12/22/12																				
PRESBYTERIAN	12/29/12																				
SC STATE	1/5/13																				
at Miss State	1/9/13																				
AUBURN	1/12/13																				
at LSU	1/16/13																				
VANDERBILT	1/19/13																				
at Missouri	1/22/13																				
ARKANSAS	1/26/13																				
at Florida	1/30/13																				
GEORGIA	2/2/13																				
at Kentucky	2/5/13																				
TENNESSEE	2/10/13																				
LSU	2/14/13																				
at Alabama	2/16/13																				
OLE MISS	2/20/13																				
at Georgia	2/23/13																				
MISSOURI	2/28/13																				
at Texas A&M	3/2/13																				
MISS STATE	3/6/13																				
at Vanderbilt	3/9/13																				

SEASON NOTES

Collected 13 rebounds, including six on the offensive glass, and tied the contest with 18 seconds remaining in regulation on two free throws to send the game to overtime in season opener win vs. Milwaukee (Nov. 11) ... Scored two points and collected three rebounds vs. Morgan State (Nov. 16) ... Posted 18 points on eight made baskets vs. Rider (Nov. 19), playing in a season high 32 minutes ... Collected five rebounds vs. Elon (Nov. 21) ... Earned first-career start vs. Missouri State (Nov. 24), scoring four points and posting two blocks ... Scored 13 points vs. UALR (Nov. 25), while blocking two shots and collecting two steals ... Posted nine points and six rebounds off the bench vs. St. John's (Nov. 29) ... Scored 10 points off the bench vs. Clemson (Dec. 2) ... Scored seven points on a perfect 3-of-3 effort from the floor in win vs. Jacksonville (Dec. 7) ... Career night with 34 minutes played, posting first-career double-double with 12 points and a game-best 12 rebounds in win vs. Appalachian State (Dec. 19); also earned the start vs. the Mountaineers ...

CAREER STATISTICS

Season	GP-GS	Min	Avg	FG	FGA	Pct	3FG	3FGA	Pct	FT	FTA	Pct	Off	Def	Tot	Avg	PF	FO	Ast	TO	Blk	Stl	Pts	Avg
2012-13	10-2	270	27.0	31	53	.585	3	11	.273	21	31	.677	28	32	60	6.0	24	1	11	24	11	5	86	8.6



#35 - BRIAN STEELE

FRESHMAN | FORWARD | 6'5" | 196 | HS
GREENVILLE, S.C./WADE HAMPTON SCHOOL

STEELE'S SEASON HIGHS

POINTS	-
FIELD GOALS	-
FIELD GOAL ATTEMPTS	-
3-POINT FIELD GOALS	-
3-POINT FIELD GOAL ATTEMPTS	-
FREE THROWS	-
FREE THROW ATTEMPTS	-
REBOUNDS	-
ASSISTS	-
BLOCKS	-
STEALS	-
MINUTES PLAYED	2, vs. Jacksonville (Dec. 7, 2012)

2012-13

Opponent	Date	GS	Min	FG-FGA	Pct	3FG-FGA	Pct	FT-FTA	Pct	Off	Def	Tot	Avg	PF	FO	A	TO	Blk	Stl	Pts	Avg	
MILWAUKEE	11/11/12	-	-	-	-	-	-	-	-	-	-	-	-	-	-	-	-	-	-	-	-	-
MORGAN STATE	11/16/12	-	-	-	-	-	-	-	-	-	-	-	-	-	-	-	-	-	-	-	-	-
RIDER	11/19/12	-	-	-	-	-	-	-	-	-	-	-	-	-	-	-	-	-	-	-	-	-
ELON	11/21/12	-	-	-	-	-	-	-	-	-	-	-	-	-	-	-	-	-	-	-	-	-
vs. Missouri State	11/24/12	-	-	-	-	-	-	-	-	-	-	-	-	-	-	-	-	-	-	-	-	-
vs. UALR	11/25/12	-	-	-	-	-	-	-	-	-	-	-	-	-	-	-	-	-	-	-	-	-
at St. John's	11/29/12	-	-	-	-	-	-	-	-	-	-	-	-	-	-	-	-	-	-	-	-	-
CLEMSON	12/2/12	-	-	-	-	-	-	-	-	-	-	-	-	-	-	-	-	-	-	-	-	-
JACKSONVILLE	12/7/12	2	0-0	.000	0-0	.000	0-0	.000	0	1	1	1.0	1	0	0	1	0	0	0	0	0.0	
APPALACHIAN ST	12/19/12	-	-	-	-	-	-	-	-	-	-	-	-	-	-	-	-	-	-	-	-	-
vs. Manhattan	12/22/12	-	-	-	-	-	-	-	-	-	-	-	-	-	-	-	-	-	-	-	-	-
PRESBYTERIAN	12/29/12	-	-	-	-	-	-	-	-	-	-	-	-	-	-	-	-	-	-	-	-	-
SC STATE	1/5/13	-	-	-	-	-	-	-	-	-	-	-	-	-	-	-	-	-	-	-	-	-
at Miss State	1/9/13	-	-	-	-	-	-	-	-	-	-	-	-	-	-	-	-	-	-	-	-	-
AUBURN	1/12/13	-	-	-	-	-	-	-	-	-	-	-	-	-	-	-	-	-	-	-	-	-
at LSU	1/16/13	-	-	-	-	-	-	-	-	-	-	-	-	-	-	-	-	-	-	-	-	-
VANDERBILT	1/19/13	-	-	-	-	-	-	-	-	-	-	-	-	-	-	-	-	-	-	-	-	-
at Missouri	1/22/13	-	-	-	-	-	-	-	-	-	-	-	-	-	-	-	-	-	-	-	-	-
ARKANSAS	1/26/13	-	-	-	-	-	-	-	-	-	-	-	-	-	-	-	-	-	-	-	-	-
at Florida	1/30/13	-	-	-	-	-	-	-	-	-	-	-	-	-	-	-	-	-	-	-	-	-
GEORGIA	2/2/13	-	-	-	-	-	-	-	-	-	-	-	-	-	-	-	-	-	-	-	-	-
at Kentucky	2/5/13	-	-	-	-	-	-	-	-	-	-	-	-	-	-	-	-	-	-	-	-	-
TENNESSEE	2/10/13	-	-	-	-	-	-	-	-	-	-	-	-	-	-	-	-	-	-	-	-	-
LSU	2/14/13	-	-	-	-	-	-	-	-	-	-	-	-	-	-	-	-	-	-	-	-	-
at Alabama	2/16/13	-	-	-	-	-	-	-	-	-	-	-	-	-	-	-	-	-	-	-	-	-
OLE MISS	2/20/13	-	-	-	-	-	-	-	-	-	-	-	-	-	-	-	-	-	-	-	-	-
at Georgia	2/23/13	-	-	-	-	-	-	-	-	-	-	-	-	-	-	-	-	-	-	-	-	-
MISSOURI	2/28/13	-	-	-	-	-	-	-	-	-	-	-	-	-	-	-	-	-	-	-	-	-
at Texas A&M	3/2/13	-	-	-	-	-	-	-	-	-	-	-	-	-	-	-	-	-	-	-	-	-
MISS STATE	3/6/13	-	-	-	-	-	-	-	-	-	-	-	-	-	-	-	-	-	-	-	-	-
at Vanderbilt	3/9/13	-	-	-	-	-	-	-	-	-	-	-	-	-	-	-	-	-	-	-	-	-

SEASON NOTES

Returned to team for Clemson contest.

CAREER STATISTICS

Season	GP-GS	Min	Avg	FG	FGA	Pct	3FG	3FGA	Pct	FT	FTA	Pct	Off	Def	Tot	Avg	PF	FO	Ast	TO	Blk	Stl	Pts	Avg
2012-13	1-0	2	2.0	0	0	.000	0	0	.000	0	0	.000	0	1	1	1.01	0	0	0	1	0	0	0	0.0

THE LAST TIME...

AN INDIVIDUAL PLAYER...

Scored 20 or more points:	South Carolina: LaShay Page (22) vs. Missouri State, Nov. 24, 2012 in Puerto Vallarta, Mexico Opponent: D'Angelo Harrison, 26, St. John's, Nov. 29, 2012 in Queens, N.Y.
Scored 30 or more points:	South Carolina: Bruce Ellington, 31, at Furman, Dec. 22, 2010 in Greenville, S.C. Opponent: Deshaun Thomas, 30, Ohio State, Dec. 17, 2011 in Columbia, S.C.
Scored 35 or more points:	South Carolina: Devan Downey, 36 at Florida, Jan. 23, 2010 in Gainesville, Fla. Opponent: Joe Crawford (Kentucky), 35, March 5, 2008 in Columbia
Scored 40 or more points:	South Carolina: N/A thru 1992-93 season Opponent: Austin Carr (Notre Dame), 43, Dec. 30, 1969 in New Orleans, La.
Collected 20 or more rebounds:	South Carolina: Emmett Hall, 23 vs. College of Charleston, Dec. 22, 1993 in Columbia Opponent: Ekpe Udoh (Baylor), 20, Jan. 2, 2010 in Columbia
Collected 15 or more rebounds:	South Carolina: Lakeem Jackson, 15, vs. UALR, Nov. 25, 2012 in Puerto Vallarta, Mexico Opponent: Jared Sullinger (Ohio State), 19, Dec. 18, 2010 in Columbus, Ohio
Made 12 or more field goals:	South Carolina: Devan Downey, 12 vs. Georgia, Jan. 30, 2010 in Columbia Opponent: Deshaun Thomas, 13, Ohio State, Dec. 17, 2011 in Columbia, S.C.
Made 10 or more field goals:	South Carolina: Bruce Ellington, 11 vs. Furman, Dec. 22, 2010 in Greenville, S.C. Opponent: Deshaun Thomas, 13, Ohio State, Dec. 17, 2011 in Columbia, S.C.
Attempted 20 or more field goals:	South Carolina: Bruce Ellington (20) vs. Tennessee, Feb 25, 2012, in Columbia, S.C. Opponent: Zach Graham (20), Ole Miss, Feb. 22, 2011 in Columbia
Attempted 25 or more field goals:	South Carolina: Devan Downey, 25, at Kentucky, Feb. 25, 2010 in Lexington, Ky. Opponent: Kemmy Burgess (Alaska-Anchorage), 26, Nov. 24, 2005 in Anchorage, AK
Dished 10 or more assists:	South Carolina: Devan Downey, 11, vs. LSU, March 13, 2008 in Atlanta, Ga. Opponent: 11, Dee Bost, Mississippi State, Feb. 29, 2012 in Columbia, S.C.
Swiped 5 or more steals:	South Carolina: Brenton Williams, 5, vs. Western Carolina, Nov. 11, 2011 in Columbia Opponent: 5, DeWayne Jackson, Morgan State, Nov. 16, 2012 in Columbia, S.C.
Blocked 5 or more shots:	South Carolina: Damontre Harris, 5, vs. Georgia, Feb. 15, 2012 in Columbia, S.C. Opponent: K.J. McDaniels (5), Clemson, Dec. 2, 2012 in Columbia, S.C.
Made 5 or more 3-point field goals:	South Carolina: Brenton Williams (5) vs. Rider, Nov. 19, 2012 in Columbia, S.C. Opponent: Jordan Aaron (7), Milwaukee, Nov. 11, 2012 in Columbia, S.C.
Attempted 8 or more 3-point field goals:	South Carolina: Brenton Williams (8) vs. Rider, Nov. 19, 2012 in Columbia, S.C. Opponent: Jordan Aaron (14), Milwaukee, Nov. 11, 2012 in Columbia, S.C.
Made 10 or more free throws:	South Carolina: Malik Cooke, 10, vs. Miss Valley State, Nov. 22, 2011 in Columbia, S.C. Opponent: Gerard Coleman (10), Providence, Dec. 1, 2011 in Columbia, S.C.
Attempted 15 or more free throws:	South Carolina: Mike Boynton (19) vs. Arkansas, March 11, 2004 in Atlanta, Ga. Opponent: Amu Saaka (Furman), 14, Dec. 22, 2010 in Greenville, S.C.
Played all 40 minutes of regulation:	South Carolina: Devan Downey, 40, vs. Tennessee, March 14, 2008 in Atlanta, Ga. Opponent: Brad Loesing & Kevin Giltner, Wofford, Dec. 28, 2011 in Columbia, S.C.
A player hit a last-second shot to win a game:	South Carolina: Bruce Ellington vs. Alabama (Jan. 25, 2012) in Columbia, S.C. Opponent: Brian Bryant, Mississippi State, Feb. 29, 2012 in Columbia, S.C.
A player had a double-double:	South Carolina: Mindaugas Kacinas (12 points, 12 rebounds), vs. Appalachian State, Dec. 19, 2012 in Columbia, S.C. Opponent: Amir Garrett (15 points, 11 rebounds) St. John's, Nov. 29, 2012 in Queens, N.Y.
Two or more players had a double-double:	South Carolina: Dominique Archie (12 points, 10 rebounds) & Mike Holmes (14 points, 13 rebounds) vs. Winthrop, Nov. 16, 2008 in Columbia Opponent: Renardo Sidney (12 points, 14 rebounds), Arnett Moultrie (15 points, 12 rebounds), Mississippi State, Feb. 29, 2012 in Columbia, S.C.
A player had a triple-double:	South Carolina: Sam Muldrow (16 points, 14 rebounds, 10 blocks) vs. Vanderbilt, Jan. 8, 2011 in Columbia *** Only second triple-double in South Carolina history (Chuck Eidson (25 points, 10 rebounds, 10 assists), vs. SC State, Nov. 29, 2002 in Columbia) Opponent: Daniel Hackett (Southern California - 22 points, 10 rebounds, 10 assists), Nov. 17, 2007 in Columbia
Scored 30 or more points in back-to-back games:	South Carolina: Devan Downey, 30 vs. Kentucky (Jan. 26, 2010) in Columbia 33 vs. Georgia (Jan. 30, 2010) in Columbia
Scored 25 or more points in back-to-back games:	South Carolina: Devan Downey, 33 vs. Georgia (Jan. 30, 2010) in Columbia 26 at Tennessee (Feb. 6, 2010) in Knoxville, Tenn.

A TEAM...

Scored 100 or more points:	South Carolina: 103 vs. The Citadel (Nov. 12, 2007) in Columbia Opponent: 107, Vanderbilt (Feb. 17, 1996) in Nashville, Tenn.
Scored 50 points or less:	South Carolina: 48 at Vanderbilt, Feb. 22, 2012, in Nashville, Tenn. Opponent: 45, Wofford, Dec. 28, 2011 in Columbia, S.C.
Scored 50 points in a half:	South Carolina: 57 (1st half; Dec. 7, 2012) vs. Jacksonville, Dec. 7, 2012 in Columbia, S.C. Opponent: 51 (2nd half; Nov. 29, 2012) St. John's in Queens, N.Y.
Failed to score 25 points in a half:	South Carolina: 23 (1st half) vs. Elon, Nov. 21, 2012 in Columbia, S.C. Opponent: 22 (1st half), UALR, Nov. 25, 2012 in Puerto Vallarta, Mexico

Collected 50 or more rebounds:	South Carolina: 53 vs. WKU, Nov. 27, 2010 in Bowling Green, Ky. Opponent: 52, WKU, Nov. 27, 2010 in Bowling Green, Ky.
Shot 60% or better from the field:	South Carolina: 60.8% (31-51) at Western Carolina (Nov. 18, 2005) in Cullowhee, N.C. Opponent: 61.1% (33-54), Vanderbilt (Jan. 16, 2010) in Columbia
Shot 50% or better from the field:	South Carolina: 55.4% (31-56) vs. Jacksonville, Dec. 7, 2012 in Columbia, S.C. Opponent: 56.9 (33-58) St. John's, Nov. 29, 2012 in Queens, N.Y.
Shot less than 30% from the field:	South Carolina: 29.9% (20-67) vs. Ole Miss, March 10, 2011 in Atlanta, Ga. Opponent: 25.9% (15-58), USC Upstate (Nov. 23, 2010) in Columbia
Shot 50% or better from 3-point range (at least 10 attempts):	South Carolina: 62.5% (10-16) vs. Jacksonville, Dec. 7, 2012 Opponent 50.0% (7-14) St. John's, Nov. 29, 2012 in Queens, N.Y.
Shot 20% or less from 3-point range (at least 10 attempts):	South Carolina: 0.0% (0-11), vs. Milwaukee, Nov. 11, 2012 in Columbia, S.C. Opponent: 15.0% (3-20), Jacksonville, Dec. 7, 2012 in Columbia, S.C.
Dished 20 or more assists:	South Carolina: 20, vs. Jacksonville, Dec. 7, 2012 in Columbia, S.C. Opponent: 22, vs. North Carolina, Nov. 25, 2011 in Las Vegas, Nevada
Made 35 or more shots:	South Carolina: 35 vs. Elon (Nov. 19, 2010) in Columbia Opponent: 35, Tennessee (March 5, 2009) in Columbia
Attempted 80 or more shots:	South Carolina: 83 vs. WKU (Nov. 27, 2010) in Bowling Green, Ky. Opponent: 83, LSU (Feb. 10, 1996) in Columbia
Attempted 70 or more shots:	South Carolina: 72, vs. Providence, Dec. 1, 2011 in Columbia Opponent: 79, WKU (Nov. 27, 2010) in Bowling Green, Ky.
Made 10 or more 3-pointers:	South Carolina: 10 vs. Jacksonville, Dec. 7, 2012 in Columbia, S.C. Opponent: 14, Milwaukee, Nov. 11, 2012 in Columbia, S.C.
Did not make a 3-pointer:	South Carolina: 0, vs. Milwaukee, Nov. 11, 2012 in Columbia, S.C. Opponent: 0, Alabama (Jan. 12, 2011) in Tuscaloosa, Ala.
Attempted 30 or more 3-pointers:	South Carolina: 31 vs. Alabama, Jan. 25, 2012 in Columbia, S.C. Opponent: 33, Milwaukee, Nov. 11, 2012 in Columbia, S.C.
Attempted 25 or more 3-pointers:	South Carolina: 27 vs. Rider, Nov. 19, 2012 in Columbia, S.C. Opponent: 33, Milwaukee, Nov. 11, 2012 in Columbia, S.C.
Made 30 or more free throws:	South Carolina: 32 vs. Vanderbilt (Jan. 28, 2009) in Columbia Opponent: 31, Florida (Feb. 3, 2009) in Gainesville, Fla.
Attempted 40 or more free throws:	South Carolina: 44 vs. Georgia Southern (Nov. 16, 2009) in Columbia Opponent: 40, Florida (Feb. 3, 2009) in Gainesville, Fla.
Swiped 15 or more steals:	South Carolina: 15 vs. Vanderbilt (Jan. 16, 2010) in Columbia Opponent: 17, Indiana (Nov. 8, 1998) in Indianapolis, Ind.
Blocked 12 or more shots:	South Carolina: 12, vs. Vanderbilt, Jan. 8, 2011 in Columbia Opponent: 13, Syracuse (Jan. 21, 1999) in Syracuse, N.Y.
Blocked 8 or more shots:	South Carolina: 8, vs. Appalachian State, Dec. 19, 2012 in Columbia, S.C.. Opponent: 9, St. John's, Nov. 29, 2012 in Queens, N.Y.
Won by 30 or more points:	South Carolina: 35 vs. SC State (91-56), Jan. 4, 2011 in Columbia Opponent: 34, 86-52, Kentucky, Feb. 4, 2012, in Columbia, S.C.
Won by 20 or more points:	South Carolina: 28 vs. SC State, Jan. 3, 2012 in Columbia, S.C. Opponent: 24, St. John's, Nov. 29, 2012 in Queens, N.Y..
Played a single overtime game:	Win: 74-67, vs. Missouri State, Nov. 24, 2012 in Puerto Vallarta, Mexico Loss: 69-67, vs. Mississippi State, Feb. 29, 2012 in Columbia, S.C.
Played a double overtime game:	Win: 87-85 vs. WKU (Nov. 27, 2010) in Bowling Green, Ky. Loss: 98-88 vs. Louisville (Feb. 20, 1988) in Columbia
South Carolina played a No. 1 Team in the country:	Win: 68-62 vs. Kentucky (Jan. 26, 2010) in Columbia Loss: 86-52 loss vs. No. 1/1 Kentucky, Feb. 4, 2012, in Columbia, S.C.
South Carolina played a top-5 opponent:	Win: 68-62 vs. No. 1/1 Kentucky (Jan. 26, 2010) in Columbia Loss: 86-52 loss vs. No. 1/1 Kentucky, Feb. 4, 2012, in Columbia, S.C.
South Carolina played a top-10 opponent:	Win: 68-62 vs. No. 1/1 Kentucky (Jan. 26, 2010) in Columbia Loss: 86-52 loss vs. No. 1/1 Kentucky, Feb. 4, 2012, in Columbia, S.C.
South Carolina played a top-25 opponent:	Win: 83-75 (OT) win over No. 22/24 Vanderbilt, Jan. 8, 2011 in Columbia Loss: 86-52 loss vs. No. 1/1 Kentucky, Feb. 4, 2012, in Columbia, S.C.
South Carolina defeated a ranked opponent:	Home: 83-75 vs. No. 22/24 Vanderbilt (Jan. 8, 2011) in Columbia <u>Away: 77-73 at No. 13/19 Vanderbilt (March 6, 2010) in Nashville, Tenn.</u> SEC Home: 83-75 vs. No. 22/24 Vanderbilt (Jan. 8, 2011) in Columbia SEC Away: 77-73 at No. 13/19 Vanderbilt (March 6, 2010) in Nashville, Tenn. Non-conference away: 85-84 at No. 19/20 Baylor (Jan. 2, 2009) in Waco, Texas
A South Carolina win opened up the season:	Home: 82-75 (OT), vs. Milwaukee, Nov. 11, 2012, in Columbia, S.C. Away: 81-63 win at Western Carolina (Nov. 12, 2005) in Cullowhee, N.C. Neutral: 74-61 win vs. Chaminade (Nov. 19, 2001) in Maui, Hawaii (Maui Invite)
South Carolina opened up SEC play:	Home: 83-75 win vs. No. 22/24 Vanderbilt (Jan. 8, 2011) in Columbia Away: 79-64 loss vs. No. 2/2 Kentucky (Jan. 7, 2012) in Lexington, Ky.



2012-13
 South Carolina Combined Team Statistics (as of Dec 20, 2012)
 All games

RECORD:	OVERALL	HOME	AWAY	NEUTRAL
ALL GAMES	7-3	5-2	0-1	2-0
CONFERENCE	0-0	0-0	0-0	0-0
NON-CONFERENCE	7-3	5-2	0-1	2-0

##	Player	gp-gs	min	avg	Total		3-Point		F-Throw		Rebounds				pf	dq	a	to	blk	stl	pts	avg
					fg-fga	fg%	3fg-fga	3fg%	ft-fa	ft%	off	def	tot	avg								
01	WILLIAMS, Brenton	10-4	231	23.1	41-73	.562	18-36	.500	30-35	.857	4	16	20	2.0	17	0	14	19	3	6	130	13.0
00	PAGE, LaShay	9-9	220	24.4	32-93	.344	14-45	.311	27-31	.871	4	26	30	3.3	16	0	8	14	1	3	105	11.7
24	CARRERA, Michael	7-5	132	18.9	22-47	.468	1-1	1.000	25-31	.806	19	32	51	7.3	24	1	5	14	7	1	70	10.0
30	JACKSON, Lakeem	10-10	324	32.4	46-73	.630	0-0	.000	6-19	.316	28	48	76	7.6	21	0	23	29	8	7	98	9.8
23	ELLINGTON, Bruce	4-0	108	27.0	13-33	.394	2-9	.222	11-17	.647	2	10	12	3.0	10	0	4	11	1	3	39	9.8
25	KACINAS, Mindaugas	10-2	270	27.0	31-53	.585	3-11	.273	21-31	.677	28	32	60	6.0	24	1	11	24	11	5	86	8.6
02	RICHARDSON, Brian	10-0	194	19.4	24-56	.429	14-32	.438	10-11	.909	6	18	24	2.4	21	0	16	14	6	3	72	7.2
05	SMITH, Eric	10-10	264	26.4	21-60	.350	5-19	.263	16-24	.667	4	17	21	2.1	20	0	40	26	1	9	63	6.3
33	SLAWSON, RJ	10-10	172	17.2	15-37	.405	1-5	.200	13-19	.684	22	18	40	4.0	37	2	9	14	6	6	44	4.4
14	CHATKEVICIUS, L.	4-0	43	10.8	7-11	.636	1-1	1.000	1-4	.250	4	5	9	2.3	8	0	5	6	0	0	16	4.0
32	LEONARD, Damien	8-0	77	9.6	7-21	.333	4-15	.267	2-2	1.000	2	5	7	0.9	7	0	2	11	1	2	20	2.5
12	CONSTABLE, Austin	2-0	3	1.5	0-0	.000	0-0	.000	0-0	.000	1	0	1	0.5	0	0	0	1	0	0	0	0.0
55	PHILLIPS, Shane	5-0	10	2.0	0-2	.000	0-2	.000	0-0	.000	0	0	0	0.0	1	0	1	1	0	0	0	0.0
35	STEELE, Brian	1-0	2	2.0	0-0	.000	0-0	.000	0-0	.000	0	1	1	1.0	1	0	0	1	0	0	0	0.0
Team											18	17	35				3					
Total.....		10	2050		259-559	.463	63-176	.358	162-224	.723	142	245	387	38.7	207	4	138	188	45	45	743	74.3
Opponents.....		10	2050		252-574	.439	57-169	.337	151-233	.648	113	180	293	29.3	207	-	127	135	47	91	712	71.2

TEAM STATISTICS	SC	OPP	Date	Opponent	Score	Att.
SCORING	743	712	& 11/11/12	UW-MILWAUKEE	Wot 82-75	7335
Points per game	74.3	71.2	11/16/12	MORGAN STATE	w 87-71	8019
Scoring margin	+3.1	-	& 11/19/12	RIDER	w 88-76	7157
FIELD GOALS-ATT	259-559	252-574	11/21/12	ELON	L 53-65	6754
Field goal pct	.463	.439	^ 11/24/12	vs Missouri State	Wot 74-67	303
3 POINT FG-ATT	63-176	57-169	^ 11/25/12	vs UALR	w 74-62	276
3-point FG pct	.358	.337	% 11/29/12	at St. John's	L 65-89	4902
3-pt FG made per game	6.3	5.7	12/2/12	CLEMSON	L 55-64	10684
FREE THROWS-ATT	162-224	151-233	12/7/12	JACKSONVILLE	w 91-74	6980
Free throw pct	.723	.648	12/19/12	APPALACHIAN STATE	w 74-69	8118
F-Throws made per game	16.2	15.1				
REBOUNDS	387	293				
Rebounds per game	38.7	29.3				
Rebounding margin	+9.4	-				
ASSISTS	138	127				
Assists per game	13.8	12.7				
TURNOVERS	188	135				
Turnovers per game	18.8	13.5				
Turnover margin	-5.3	-				
Assist/turnover ratio	0.7	0.9				
STEALS	45	91				
Steals per game	4.5	9.1				
BLOCKS	45	47				
Blocks per game	4.5	4.7				
ATTENDANCE	55047	5481				
Home games-Avg/Game	7-7864	1-4902				
Neutral site-Avg/Game	-	2-290				

* = Conference game
 & = Hoops For Hope Classic (Columbia, S.C.)
 ^ = Hoops For Hope Classic (Puerto Vallarta, Mexico)
 % = SEC/BIG EAST Challenge (Queens, N.Y.)

Score by Periods	1st	2nd	OT	Totals
South Carolina	349	362	32	743
Opponents	333	361	18	712



2012-13
 South Carolina Team Game-by-Game Comparison (as of Dec 20, 2012)
 All games

Opponent	1st	2nd	Score	Mar	Total FG	FG Pct	3-Pointers	3FG Pct	Free Throws	FT Pct	Rebounds	Assist	T/Over	Block	Steal	Fouls
UW-MILWAUKEE	23/38	43/28	82-75	+7	28-63/26-67	.444/.388	0-11/14-33	.000/.424	26-31/9-19	.839/.474	45/33 +12	11/17	17/15	7/3	5/7	16/24
MORGAN STATE	45/41	42/30	87-71	+16	30-57/28-53	.526/.528	6-16/2-13	.375/.154	21-26/13-20	.808/.650	35/22 +13	10/13	20/20	2/4	5/11	20/20
RIDER	44/37	44/39	88-76	+12	32-60/27-53	.533/.509	13-27/6-14	.481/.429	11-14/16-21	.786/.762	33/23 +10	22/13	18/17	2/2	5/9	20/13
ELON	23/31	30/34	53-65	(12)	18-56/26-57	.321/.456	6-19/8-15	.316/.533	11-17/5-11	.647/.455	43/30 +13	10/13	22/14	5/6	7/12	16/19
Missouri State	28/33	30/25	74-67	+7	22-39/23-59	.564/.390	8-18/5-19	.444/.263	22-28/16-28	.786/.571	33/29 +4	13/7	25/13	5/0	2/10	24/24
UALR	39/22	35/40	74-62	+12	28-50/23-57	.560/.404	6-16/5-16	.375/.313	12-17/11-23	.706/.478	40/25 +15	14/14	21/12	5/3	9/11	20/18
St. John's	26/38	39/51	65-89	(24)	24-65/33-58	.369/.569	5-23/7-14	.217/.500	12-21/16-24	.571/.667	43/31 +12	10/19	12/7	1/9	2/8	17/18
CLEMSON	27/28	28/36	55-64	(9)	18-52/17-39	.346/.436	4-15/3-11	.267/.273	15-22/27-37	.682/.730	36/29 +7	10/8	19/13	4/8	3/10	28/25
JACKSONVILLE	57/30	34/44	91-74	+17	31-56/26-68	.554/.382	10-16/3-20	.625/.150	19-29/19-28	.655/.679	42/31 +11	20/11	17/7	6/8	3/7	25/22
APPALACHIAN STATE	37/35	37/34	74-69	+5	28-61/23-63	.459/.365	5-15/4-14	.333/.286	13-19/19-22	.684/.864	37/40 (3)	18/12	17/17	8/4	4/6	21/24

Note: Game totals are displayed in the format TEAM/OPPONENT for each category



2012-13
South Carolina Team High/Low Analysis (as of Dec 20, 2012)
All games

South Carolina - TEAM GAME HIGHS

POINTS	91	JACKSONVILLE (12/7/12)
	88	RIDER (11/19/12)
	87	MORGAN STATE (11/16/12)
	82	UW-MILWAUKEE (11/11/12)
	74	APPALACHIAN STATE (12/19/12)
	74	vs UALR (11/25/12)
	74	vs Missouri State (11/24/12)
FIELD GOALS MADE	32	RIDER (11/19/12)
	31	JACKSONVILLE (12/7/12)
FIELD GOAL ATTEMPTS	65	at St. John's (11/29/12)
	63	UW-MILWAUKEE (11/11/12)
FIELD GOAL PERCENTAGE	.564 (22-39)	vs Missouri State (11/24/12)
	.560 (28-50)	vs UALR (11/25/12)
3 PT FIELD GOALS MADE	13	RIDER (11/19/12)
	10	JACKSONVILLE (12/7/12)
3 PT FG ATTEMPTS	27	RIDER (11/19/12)
	23	at St. John's (11/29/12)
3 PT FG PERCENTAGE	.625 (10-16)	JACKSONVILLE (12/7/12)
	.481 (13-27)	RIDER (11/19/12)
FREE THROWS MADE	26	UW-MILWAUKEE (11/11/12)
	22	vs Missouri State (11/24/12)
FREE THROW ATTEMPTS	31	UW-MILWAUKEE (11/11/12)
	29	JACKSONVILLE (12/7/12)
FREE THROW PERCENTAGE	.839 (26-31)	UW-MILWAUKEE (11/11/12)
	.808 (21-26)	MORGAN STATE (11/16/12)
REBOUNDS	45	UW-MILWAUKEE (11/11/12)
	43	at St. John's (11/29/12)
	43	ELON (11/21/12)
ASSISTS	22	RIDER (11/19/12)
	20	JACKSONVILLE (12/7/12)
STEALS	9	vs UALR (11/25/12)
	7	ELON (11/21/12)
BLOCKED SHOTS	8	APPALACHIAN STATE (12/19/12)
	7	UW-MILWAUKEE (11/11/12)
TURNOVERS	25	vs Missouri State (11/24/12)
	22	ELON (11/21/12)
FOULS	28	CLEMSON (12/2/12)
	25	JACKSONVILLE (12/7/12)



2012-13
South Carolina High/Low Analysis (as of Dec 20, 2012)
All games

Opponent - GAME HIGHS

POINTS	89	at St. John's (11/29/12)
	76	RIDER (11/19/12)
	75	UW-MILWAUKEE (11/11/12)
	74	JACKSONVILLE (12/7/12)
	71	MORGAN STATE (11/16/12)
FIELD GOALS MADE	33	at St. John's (11/29/12)
	28	MORGAN STATE (11/16/12)
FIELD GOAL ATTEMPTS	68	JACKSONVILLE (12/7/12)
	67	UW-MILWAUKEE (11/11/12)
FIELD GOAL PERCENTAGE	.569 (33-58)	at St. John's (11/29/12)
	.528 (28-53)	MORGAN STATE (11/16/12)
3 PT FIELD GOALS MADE	14	UW-MILWAUKEE (11/11/12)
	8	ELON (11/21/12)
3 PT FG ATTEMPTS	33	UW-MILWAUKEE (11/11/12)
	20	JACKSONVILLE (12/7/12)
3 PT FG PERCENTAGE	.533 (8-15)	ELON (11/21/12)
	.500 (7-14)	at St. John's (11/29/12)
FREE THROWS MADE	27	CLEMSON (12/2/12)
	19	APPALACHIAN STATE (12/19/12)
	19	JACKSONVILLE (12/7/12)
FREE THROW ATTEMPTS	37	CLEMSON (12/2/12)
	28	JACKSONVILLE (12/7/12)
	28	vs Missouri State (11/24/12)
FREE THROW PERCENTAGE	.864 (19-22)	APPALACHIAN STATE (12/19/12)
	.762 (16-21)	RIDER (11/19/12)
REBOUNDS	40	APPALACHIAN STATE (12/19/12)
	33	UW-MILWAUKEE (11/11/12)
ASSISTS	19	at St. John's (11/29/12)
	17	UW-MILWAUKEE (11/11/12)
STEALS	12	ELON (11/21/12)
	11	vs UALR (11/25/12)
	11	MORGAN STATE (11/16/12)
BLOCKED SHOTS	9	at St. John's (11/29/12)
	8	JACKSONVILLE (12/7/12)
	8	CLEMSON (12/2/12)
TURNOVERS	20	MORGAN STATE (11/16/12)
	17	APPALACHIAN STATE (12/19/12)
	17	RIDER (11/19/12)
FOULS	25	CLEMSON (12/2/12)
	24	APPALACHIAN STATE (12/19/12)
	24	vs Missouri State (11/24/12)
	24	UW-MILWAUKEE (11/11/12)



2012-13
South Carolina High/Low Analysis (as of Dec 20, 2012)
All games

South Carolina - GAME LOWS

POINTS	53	ELON (11/21/12)
	55	CLEMSON (12/2/12)
	65	at St. John's (11/29/12)
	74	vs Missouri State (11/24/12)
	74	vs UALR (11/25/12)
	74	APPALACHIAN STATE (12/19/12)
FIELD GOALS MADE	18	ELON (11/21/12)
	18	CLEMSON (12/2/12)
FIELD GOAL ATTEMPTS	39	vs Missouri State (11/24/12)
	50	vs UALR (11/25/12)
FIELD GOAL PERCENTAGE	.321 (18-56)	ELON (11/21/12)
	.346 (18-52)	CLEMSON (12/2/12)
3 PT FIELD GOALS MADE	0	UW-MILWAUKEE (11/11/12)
	4	CLEMSON (12/2/12)
3 PT FG ATTEMPTS	11	UW-MILWAUKEE (11/11/12)
	15	CLEMSON (12/2/12)
	15	APPALACHIAN STATE (12/19/12)
3 PT FG PERCENTAGE	.000 (0-11)	UW-MILWAUKEE (11/11/12)
	.217 (5-23)	at St. John's (11/29/12)
FREE THROWS MADE	11	RIDER (11/19/12)
	11	ELON (11/21/12)
FREE THROW ATTEMPTS	14	RIDER (11/19/12)
	17	ELON (11/21/12)
	17	vs UALR (11/25/12)
FREE THROW PERCENTAGE	.571 (12-21)	at St. John's (11/29/12)
	.647 (11-17)	ELON (11/21/12)
REBOUNDS	33	RIDER (11/19/12)
	33	vs Missouri State (11/24/12)
ASSISTS	10	MORGAN STATE (11/16/12)
	10	ELON (11/21/12)
	10	at St. John's (11/29/12)
	10	CLEMSON (12/2/12)
STEALS	2	vs Missouri State (11/24/12)
	2	at St. John's (11/29/12)
BLOCKED SHOTS	1	at St. John's (11/29/12)
	2	MORGAN STATE (11/16/12)
	2	RIDER (11/19/12)
TURNOVERS	12	at St. John's (11/29/12)
	17	UW-MILWAUKEE (11/11/12)
	17	JACKSONVILLE (12/7/12)
	17	APPALACHIAN STATE (12/19/12)
FOULS	16	UW-MILWAUKEE (11/11/12)
	16	ELON (11/21/12)



2012-13
South Carolina High/Low Analysis (as of Dec 20, 2012)
All games

Opponent - GAME LOWS

POINTS	62		vs UALR (11/25/12)
	64		CLEMSON (12/2/12)
	65		ELON (11/21/12)
	67		vs Missouri State (11/24/12)
	69		APPALACHIAN STATE (12/19/12)
FIELD GOALS MADE	17		CLEMSON (12/2/12)
	23		vs Missouri State (11/24/12)
	23		vs UALR (11/25/12)
	23		APPALACHIAN STATE (12/19/12)
FIELD GOAL ATTEMPTS	39		CLEMSON (12/2/12)
	53		MORGAN STATE (11/16/12)
	53		RIDER (11/19/12)
FIELD GOAL PERCENTAGE	.365	(23-63)	APPALACHIAN STATE (12/19/12)
	.382	(26-68)	JACKSONVILLE (12/7/12)
3 PT FIELD GOALS MADE	2		MORGAN STATE (11/16/12)
	3		CLEMSON (12/2/12)
	3		JACKSONVILLE (12/7/12)
3 PT FG ATTEMPTS	11		CLEMSON (12/2/12)
	13		MORGAN STATE (11/16/12)
3 PT FG PERCENTAGE	.150	(3-20)	JACKSONVILLE (12/7/12)
	.154	(2-13)	MORGAN STATE (11/16/12)
FREE THROWS MADE	5		ELON (11/21/12)
	9		UW-MILWAUKEE (11/11/12)
FREE THROW ATTEMPTS	11		ELON (11/21/12)
	19		UW-MILWAUKEE (11/11/12)
FREE THROW PERCENTAGE	.455	(5-11)	ELON (11/21/12)
	.474	(9-19)	UW-MILWAUKEE (11/11/12)
REBOUNDS	22		MORGAN STATE (11/16/12)
	23		RIDER (11/19/12)
ASSISTS	7		vs Missouri State (11/24/12)
	8		CLEMSON (12/2/12)
STEALS	6		APPALACHIAN STATE (12/19/12)
	7		UW-MILWAUKEE (11/11/12)
	7		JACKSONVILLE (12/7/12)
BLOCKED SHOTS	0		vs Missouri State (11/24/12)
	2		RIDER (11/19/12)
TURNOVERS	7		at St. John's (11/29/12)
	7		JACKSONVILLE (12/7/12)
FOULS	13		RIDER (11/19/12)
	18		vs UALR (11/25/12)
	18		at St. John's (11/29/12)



2012-13
 South Carolina Player High/Low Analysis (as of Dec 20, 2012)
 All games

South Carolina - I N D I V I D U A L G A M E H I G H S

Points	22		PAGE, LaShay vs Missouri State (11/24/12)
	22		WILLIAMS, Brenton vs Rider (11/19/12)
	20		PAGE, LaShay vs Morgan State (11/16/12)
	19		PAGE, LaShay vs UW-Milwaukee (11/11/12)
	18		CARRERA, Michael vs Missouri State (11/24/12)
	18		KACINAS, Mindaugas vs Rider (11/19/12)
Field Goals Made	8		JACKSON, Lakeem vs Appalachian State (12/19/12)
	8		KACINAS, Mindaugas vs Rider (11/19/12)
Field Goal Att.	18		PAGE, LaShay vs UW-Milwaukee (11/11/12)
	13		JACKSON, Lakeem vs Elon (11/21/12)
	13		WILLIAMS, Brenton vs Morgan State (11/16/12)
	13		PAGE, LaShay vs Morgan State (11/16/12)
FG Pct (min 5 made)	1.000	(7-7)	WILLIAMS, Brenton vs UALR (11/25/12)
	.875	(7-8)	JACKSON, Lakeem vs Rider (11/19/12)
3-Point FG Made	5		WILLIAMS, Brenton vs Rider (11/19/12)
	4		WILLIAMS, Brenton vs Jacksonville (12/7/12)
	4		RICHARDSON, Brian vs Jacksonville (12/7/12)
	4		RICHARDSON, Brian vs Missouri State (11/24/12)
	4		PAGE, LaShay vs Rider (11/19/12)
3-Point FG Att.	8		WILLIAMS, Brenton vs Rider (11/19/12)
	7		WILLIAMS, Brenton vs Clemson (12/2/12)
	7		PAGE, LaShay vs UALR (11/25/12)
	7		PAGE, LaShay vs Missouri State (11/24/12)
3-Pt FG Pct (min 2 made)	1.000	(4-4)	RICHARDSON, Brian vs Jacksonville (12/7/12)
	1.000	(2-2)	WILLIAMS, Brenton vs Appalachian State (12/19/12)
	1.000	(2-2)	ELLINGTON, Bruce vs Appalachian State (12/19/12)
Free Throws Made	8		WILLIAMS, Brenton vs UW-Milwaukee (11/11/12)
	7		PAGE, LaShay vs Missouri State (11/24/12)
Free Throw Att.	10		ELLINGTON, Bruce vs Jacksonville (12/7/12)
	9		SMITH, Eric vs Morgan State (11/16/12)
FT Pct (min 3 made)	1.000	(8-8)	WILLIAMS, Brenton vs UW-Milwaukee (11/11/12)
	1.000	(6-6)	PAGE, LaShay vs Morgan State (11/16/12)
	1.000	(5-5)	PAGE, LaShay vs Appalachian State (12/19/12)
	1.000	(5-5)	CARRERA, Michael vs UW-Milwaukee (11/11/12)
	1.000	(4-4)	WILLIAMS, Brenton vs Clemson (12/2/12)
	1.000	(3-3)	KACINAS, Mindaugas vs Clemson (12/2/12)
	1.000	(3-3)	PAGE, LaShay vs UALR (11/25/12)
	1.000	(3-3)	WILLIAMS, Brenton vs Rider (11/19/12)
	1.000	(3-3)	RICHARDSON, Brian vs Rider (11/19/12)
	1.000	(3-3)	WILLIAMS, Brenton vs Morgan State (11/16/12)
Rebounds	15		JACKSON, Lakeem vs UALR (11/25/12)
	15		CARRERA, Michael vs UW-Milwaukee (11/11/12)
Assists	9		SMITH, Eric vs Appalachian State (12/19/12)
	7		SMITH, Eric vs Jacksonville (12/7/12)
Steals	3		SMITH, Eric vs UALR (11/25/12)
	2		WILLIAMS, Brenton vs UALR (11/25/12)
	2		SLAWSON, RJ vs UALR (11/25/12)
	2		KACINAS, Mindaugas vs UALR (11/25/12)
	2		JACKSON, Lakeem vs Elon (11/21/12)
	2		JACKSON, Lakeem vs Rider (11/19/12)
	2		PAGE, LaShay vs Morgan State (11/16/12)
Blocked Shots	3		KACINAS, Mindaugas vs Appalachian State (12/19/12)
	3		CARRERA, Michael vs UW-Milwaukee (11/11/12)

Turnovers	6	SMITH, Eric vs Missouri State (11/24/12)
	5	ELLINGTON, Bruce vs Clemson (12/2/12)
	5	KACINAS, Mindaugas vs Missouri State (11/24/12)
Fouls	5	KACINAS, Mindaugas vs Clemson (12/2/12)
	5	CARRERA, Michael vs Clemson (12/2/12)
	5	SLAWSON, RJ vs UALR (11/25/12)
	5	SLAWSON, RJ vs Morgan State (11/16/12)



2012-13
South Carolina Opponent High/Low Analysis (as of Dec 20, 2012)
All games

OPPONENT INDIVIDUAL GAME HIGHS

Points	28	AARON, Jordan vs UW-Milwaukee (11/11/12)
	26	HARRISON, D'Angelo at St. John's (11/29/12)
	26	Lindsey, Nurideen vs Rider (11/19/12)
	20	BLACK,Justin vs Morgan State (11/16/12)
	19	Neighbour, Will vs UALR (11/25/12)
Field Goals Made	9	Lindsey, Nurideen vs Rider (11/19/12)
	9	BLACK,Justin vs Morgan State (11/16/12)
	9	AARON, Jordan vs UW-Milwaukee (11/11/12)
Field Goal Att.	24	AARON, Jordan vs UW-Milwaukee (11/11/12)
	17	BASKIN, Tevin vs Appalachian State (12/19/12)
FG Pct (min 5 made)	.875 (7-8)	GARRETT, Amir at St. John's (11/29/12)
	.692 (9-13)	BLACK,Justin vs Morgan State (11/16/12)
3-Point FG Made	7	AARON, Jordan vs UW-Milwaukee (11/11/12)
	3	HARRISON, D'Angelo at St. John's (11/29/12)
	3	Gillon, John vs UALR (11/25/12)
	3	Marcus Marshall vs Missouri State (11/24/12)
	3	KOCH, Sebastian vs Elon (11/21/12)
	3	ISENBARGER, Jack vs Elon (11/21/12)
	3	Myles, Anthony vs Rider (11/19/12)
3-Point FG Att.	14	AARON, Jordan vs UW-Milwaukee (11/11/12)
	7	FRITSCH, Dylan vs Jacksonville (12/7/12)
	7	Marcus Marshall vs Missouri State (11/24/12)
	7	KOCH, Sebastian vs Elon (11/21/12)
	7	NIANG, Thierno vs UW-Milwaukee (11/11/12)
3-Pt FG Pct (min 2 made)	1.000 (2-2)	GREENE IV, Phil at St. John's (11/29/12)
	1.000 (2-2)	HAARSMA, James vs UW-Milwaukee (11/11/12)
Free Throws Made	9	Hall, Rod vs Clemson (12/2/12)
	7	BELL, Marcellous vs Jacksonville (12/7/12)
	7	Filer, Adonis vs Clemson (12/2/12)
	7	McDaniels, K.J. vs Clemson (12/2/12)
	7	HARRISON, D'Angelo at St. John's (11/29/12)
	7	Lindsey, Nurideen vs Rider (11/19/12)
	7	HUBBARD,Anthony vs Morgan State (11/16/12)
Free Throw Att.	12	Hall, Rod vs Clemson (12/2/12)
	10	Filer, Adonis vs Clemson (12/2/12)
FT Pct (min 3 made)	1.000 (7-7)	HUBBARD,Anthony vs Morgan State (11/16/12)
	1.000 (6-6)	CANTY, Jay vs Appalachian State (12/19/12)
	1.000 (4-4)	FLEMING, Kordario vs Jacksonville (12/7/12)
	1.000 (4-4)	Marcus Marshall vs Missouri State (11/24/12)
	1.000 (3-3)	TRICE, Jamaal vs Appalachian State (12/19/12)
	1.000 (3-3)	BASKIN, Tevin vs Appalachian State (12/19/12)
	1.000 (3-3)	HAYWOOD, Jarvis vs Jacksonville (12/7/12)
	1.000 (3-3)	Neighbour, Will vs UALR (11/25/12)
Rebounds	11	GARRETT, Amir at St. John's (11/29/12)
	10	HAARSMA, James vs UW-Milwaukee (11/11/12)
Assists	7	NEAL, Mike vs Appalachian State (12/19/12)
	6	JACKSON,DeWayne vs Morgan State (11/16/12)
	6	AARON, Jordan vs UW-Milwaukee (11/11/12)
Steals	5	JACKSON,DeWayne vs Morgan State (11/16/12)
	4	HEALY, Nathan vs Appalachian State (12/19/12)
Blocked Shots	5	McDaniels, K.J. vs Clemson (12/2/12)
	4	BASKIN, Tevin vs Appalachian State (12/19/12)
Turnovers	8	JACKSON,DeWayne vs Morgan State (11/16/12)

	5	CANTY, Jay vs Appalachian State (12/19/12)
	5	Lindsey, Nurideen vs Rider (11/19/12)
Fouls	5	BASKIN, Tevin vs Appalachian State (12/19/12)
	5	Harrison, Damarcus vs Clemson (12/2/12)
	5	WINTERS, Ryan vs Elon (11/21/12)
	5	HUBBARD,Anthony vs Morgan State (11/16/12)
	5	AARON, Jordan vs UW-Milwaukee (11/11/12)