



SOUTH CAROLINA BASKETBALL

MBB CONTACT: EMILY MILES // EFEENEY@MAILBOX.SC.EDU // 803-777-7743 // @EMILYFEENEYSID

2015-16 SCHEDULE

OVERALL: 20-3 | SEC: 7-3

NOVEMBER

8	Allen +	W, 71-43
14	Norfolk State %	W, 84-69
16	Oral Roberts	W, 84-66
20	vs. DePaul !	W, 76-61
21/22	vs. Hofstra !	W, 94-84
23	vs. RV/RV Tulsa !	W, 83-75
27	Lipscomb	W, 92-76
30	Western Carolina	W, 76-53

DECEMBER

5	USF	W, 81-63
15	Drexel	W, 79-54
18	at Clemson ^	W, 65-59
22	vs. St. John's &	W, 75-61
30	Francis Marion	W, 78-56

JANUARY

2	Memphis	W, 86-76
5	at Auburn*	W, 81-69
9	Vanderbilt*	W, 69-65
13	at Alabama*	L, 73-50
16	Missouri*	W, 81-72
19	at Ole Miss*	W, 77-74 (OT)
23	at Tennessee*	L, 78-69
26	Mississippi State*	W, 84-74
30	Alabama*	W, 78-64

FEBRUARY

2	at Georgia*	L, 69-56
6	at 8/8 Texas A&M*	W, 81-78
10	LSU*	7 p.m./ESPN2
13	Kentucky*	Noon/ESPN
16	at Missouri*	7 p.m./SECN
20	Florida*	Noon/SECN
24	Tennessee*	9 p.m./SECN
27	at Mississippi State*	2:30/SECN

MARCH

3	Georgia*	7 p.m./ESPN/2
5	at Arkansas*	5 p.m./SECN
9-13	SEC Tournament (Nashville)	TBD

All home games in **bold** | All times listed Eastern
 * indicates SEC contest | + indicates exhibition |
SECN+ - SEC Network + | **SECN** - SEC Network
 | **CBSSN** - CBS Sports Network | % - Paradise Jam
 (Columbia, S.C.) | ! - Paradise Jam (St. Thomas,
 USVI) | & - Hall of Fame Shootout (Uncasville,
 Conn.) | ^ - game played at Bon Secours Arena



SOCIAL HUB

@GAMECOCKMBB // #GAMECOCKS
FACEBOOK.COM/GAMECOCKMBB

(RV/20) SOUTH CAROLINA (20-3, 7-3 SEC) vs. (RV/RV) LSU (15-8, 8-2 SEC)

WED., FEB. 10 • COLONIAL LIFE ARENA (18,000) • COLUMBIA, S.C. • 7 P.M. ET



GAMECOCKS

Head Coach: Frank Martin (FIU, '93)
Record At Carolina: 65-57 (4th season)
Career Record: 182-111 (9th season)
Record vs. LSU: 1-3

Top scorer: Carrera (14.1)
Top rebounder: Carrera (7.2)
Top assist maker: Thornwell (3.6)
Media Relations: Emily Miles
Twitter Updates: @GamecockMBB



TIGERS

Head Coach: Johnny Jones (LSU, '85)
Record At LSU: 76-45 (4th season)
Career Record: 281-207 (16th season)
Record vs. S. Carolina: 3-1

Top scorer: Simmons (19.4)
Top rebounder: Simmons (12.3)
Top assist maker: Simmons (5.0)
Media Relations: Kent Lowe
Twitter: @LSUBasketball

GAME 24

Broadcast: ESPN2
Play-By-Play: Joe Tessitore
Analyst: Sean Farnham
Sidelines: Andy Katz

Radio: Gamecock Radio Network
Play-By-Play: Andy Demetra
Analyst: Casey Manning
Sirius: 84; **XM:** 84

Watch: WatchESPN
Live Stats: GamecocksOnline.com
Tickets: GamecocksOnline.com
 - or - arena box office

Series: Series tied, 15-15
Last Meeting: 64-58 LSU win,
 J. 28, 2015 in Baton Rouge
Series in Columbia: LSU leads 8-6

PROBABLE STARTERS

SOUTH CAROLINA	HT.	WT.	YR.	HOMETOWN	PPG	RPG	MPG
G - #15 PJ Dozier	6-6	200	Fr.	Columbia, S.C.	7.3	3.5	19.7
G - #0 Sindarius Thornwell	6-5	215	Jr.	Lancaster, S.C.	12.7	5.0	31.8
F - #25 Mindaugas Kacinas	6-7	229	Sr.	Klaipeda, Lithuania	10.5	5.5	29.7
F - #24 Michael Carrera	6-5	214	Sr.	Anzoátegui, Venezuela	14.1	7.2	27.0
F - #30 Chris Silva	6-9	220	Fr.	Libreville, Gabon	5.7	4.6	13.7

LSU	HT.	WT.	YR.	HOMETOWN	PPG	RPG	MPG
G - #4 Keith Hornsby	6-4	210	Sr.	Williamsburg, Va.	13.4	2.6	30.4
G - #15 Jalyn Patterson	6-1	185	So.	Atlanta, Ga.	5.1	1.6	23.1
G - #55 Tim Quarterman	6-6	190	Jr.	Savannah, Ga.	11.5	4.8	27.0
F - #25 Ben Simmons	6-10	240	Fr.	Melbourne, Victoria, Australia	19.4	12.3	34.6
F - #32 Craig Victor II	6-9	235	So.	New Orleans, La.	12.7	6.3	28.0

TODAY'S GAME

South Carolina opens up a two-game homestand when it hosts LSU on Wednesday in the lone regular-season meeting between the two schools in 2016. The Tigers currently lead the SEC with an 8-2 record, but the Gamecocks are just one game behind with a 7-3 mark in conference games after their upset win at No. 8/8 Texas A&M last Saturday.

GAME BALL PRESENTATION

Prior to Wednesday's matchup vs. LSU, head coach Frank Martin will present senior forward Michael Carrera with a game ball, commemorating his 1,000th career point, which he scored in last Saturday's upset win at No. 8/8 Texas A&M. Carrera became the 43rd member of the Carolina 1,000 point club.
















CHECK PRESENTATION

During the week of Oct. 4, the entire state of South Carolina saw unprecedented flooding. The University of South Carolina Athletics Department partnered with School Cuts, a locally owned screen printing and embroidery company, to create the "Together" T-Shirt, which was sold online and in local retail locations. At halftime of the contest vs. LSU, Gamecock athletics director Ray Tanner, along with School Cuts owner and founder Butch Chavis will present a \$50,000 to be split among the Central Carolina Community Foundation, The American Red Cross of South Carolina and the United Way of the Midlands, to aid flood victims in the recovery of the natural disaster.



SOUTH CAROLINA GAMECOCKS

OVERALL: 20-3; SEC: 7-3; HOME: 12-0; AWAY: 4-3; NEUTRAL: 4-0

0		SINDARIUS THORNWELL - Jr. - G - 6-5 - 215 - Lancaster, S.C. MIN PTS RBS AST FG% 3FG% FT% 31.8 12.7 5.0 3.6 35.9 31.6 76.7	- After struggling at Tennessee, scored 15 points to go along with two assists and a steal - 14 points and 7 rebounds in home win vs. Alabama - 18 points, matched career high with 11 rebounds in contest at Georgia - Season high 25 points with 9 assists and 6 rebounds in win at #8 Texas A&M - Last 5 games: 14.8 points, 5.6 rebounds, 3.2 assists per game
1		MARCUS STROMAN - So. - G - 6-2 - 185 - Columbia, S.C. MIN PTS RBS AST FG% 3FG% FT% 15.9 2.3 2.0 1.4 23.7 50.0 67.5	- Sustained a cut on his forehead which required stitches in game at Alabama - Did not play vs. Missouri due to concussion related symptoms - Returned vs. Ole Miss, dishing two assists and collecting two steals - Dished three assists in the win vs. Mississippi State - Collected a season high 6 rebounds with two steals in home win vs. Alabama
2		RAYMOND DOBY - Fr. - F - 6-6 - 233 - Cahokia, Ill. MIN PTS RBS BLK FG% 3FG% FT% 3.4 1.3 0.6 0.1 40.0 0.0 50.0	- Played his senior season at Montrose Christian School and spent a post-grad year at St. John's Northwestern Military Academy in Wisconsin - Scored first-career points with eight and four rebounds in win vs. Francis Marion - Saw action in home win vs. Alabama and at Georgia
4		JAMALL GREGORY - Fr. - G - 6-2 - 202 - Washington, D.C. MIN PTS RBS AST FG% 3FG% FT% 6.7 2.1 1.1 0.7 60.0 40.0 55.6	- In seven minutes vs. WCU, scored two points and collected two rebounds - Season high 14 minutes vs. Francis Marion, scored six points, with 3 assists - Saw action at Alabama, scoring eight points with an assists - Season high 18 minutes in win at Ole Miss, 4 points, 4 rebounds, 2 assists - Dished an assist and collected two steals in win at #8 Texas A&M
5		TEMARCUS BLANTON - R-Fr. - G - 6-5 - 2015 - Locust Grove, Ga. MIN PTS RBS AST FG% 3FG% FT% 4.1 1.4 0.7 0.3 28.6 50.0 1.000	- Suffered a hip injury that required surgery during the 2014-15 preseason and missed the entire campaign - Scored first points as a Gamecock with two at the foul line vs. USF - Hit a pair of 3s on back-to-back possessions in final minutes of Drexel contest
10		DUANE NOTICE - Jr. - G - 6-2 - 218 - Woodbridge, Ontario MIN PTS RBS AST FG% 3FG% FT% 24.9 10.9 2.3 2.1 37.6 38.5 76.0	- 14 points, matching season high with four 3s, in win at Ole Miss - 14 points, matching a season high five assists at Tennessee - Tallied 13 points, along with 3 assists and 3 steals in win vs. Mississippi State - 7 points and 3 rebounds in home win vs. Alabama - Last 5 games: 9.0 points, 2.6 rebounds, 2.6 assists per game
14		LAIMONAS CHATKEVICIUS - Sr. - F - 6-11 - 245 - Klaipeda, Lithuania MIN PTS RBS BLK FG% 3FG% FT% 21.5 9.8 4.5 1.0 53.7 30.0 70.8	- 9 points, 4 rebounds, 2 steals in win vs. Vandy - 10 points with seven assists and a pair of blocks in win vs. Missouri - Double-double with 17 points and game high 10 rebounds in win at Ole Miss - 8 points and 4 rebounds off the bench in home win vs. Alabama - Last 5 games: 6.2 points, 2.8 rebounds, 0.6 blocks per game
15		PJ DOZIER - Fr. - G - 6-6 - 200 - Columbia, S.C. MIN PTS RBS AST FG% 3FG% FT% 19.7 7.3 3.5 2.0 39.2 20.6 50.8	- Double figures with 11 points and 7 rebounds in win vs. Missouri - 6 points, 4 rebounds and 3 assists in win at Ole Miss - Six points and three assists vs. Mississippi State - 7 points, 5 rebounds and two assists in home win vs. Alabama - 9 points, four assists and a steal in win at #8 Texas A&M
20		JUSTIN MCKIE - Jr. - G - 6-4 - 197 - Columbia, S.C. MIN PTS RBS AST FG% 3FG% FT% 7.2 1.3 0.9 0.9 24.2 15.4 60.0	- Solid in win vs. Lipscomb, posting six points, and dishing a career high five assists with one steal in 19 minutes - 17 assists against 4 turnovers this season - DNP in home win vs. Alabama due to an illness
21		JOHN RAGIN - Fr. - G - 6-2 - 177 - Eastover, S.C. MIN PTS RBS AST FG% 3FG% FT% 2.0 0.5 0.3 0.0 33.3 0.0 0.0	- Averaged 13 points during senior season at Cardinal Newman High School - Saw action vs. Western Carolina, collecting one rebound - Scored first-career points vs. Francis Marion - Not available vs. Memphis and Auburn due to an abdominal strain
23		ERIC COBB - Fr. - F - 6-9 - 296 - Jacksonville, Fla. MIN PTS RBS BLK FG% 3FG% FT% 6.6 1.3 2.1 0.1 63.2 0.0 0.56	- Starred in exhibition vs. Allen with game best 14 rebounds and 8 points in 23 min. - Four rebounds and a block in win vs. Drexel - Four points and five rebounds, playing very well vs. Clemson - Season high seven rebounds in win vs. Francis Marion, also two assists
24		MICHAEL CARRERA - Sr. - F - 6-5 - 214 - Anzoátegui, Venezuela MIN PTS RBS AST FG% 3FG% FT% 27.0 14.1 7.2 1.4 49.5 48.7 76.6	- Career day vs. Miss State, career high 34 points, matched career high with 15 rebs. - Only Gamecock to post 30/10 game since Carolina joined SEC in 1992 - 20 points, four rebounds/6-of-6 from floor in win at #8 Texas A&M - Scored 1,000th career point in win at A&M - Last 5 games: 21.4 points, 9.6 rebounds, 1.4 blocks per game
25		MINDAUGAS KACINAS - Sr. - F - 6-7 - 229 - Klaipeda, Lithuania MIN PTS RBS AST FG% 3FG% FT% 29.7 10.5 5.5 0.9 52.0 25.6 59.5	- 10 rebounds and seven points vs. Mississippi State - 8 points, 6 rebounds and 3 assists in home win vs. Alabama - 7 points, 6 rebounds and an assist at Georgia - 11 points, three rebounds in win at #8 Texas A&M - Last 5 games: 7.0 points, 5.8 rebounds per game
30		CHRIS SILVA - Fr. - F - 6-9 - 220 - Libreville, Gabon MIN PTS RBS BLK FG% 3FG% FT% 13.7 5.7 4.6 0.9 48.2 0.0 60.5	- Native of Gabon, but played high school basketball at Roselle Catholic in N.J. - First-career start in home win vs. Alabama, scored 12 points with 6 rebounds and 3 blocked shots - Foul trouble at Georgia, added 3 points, with 3 rebounds and 2 blocks - 7 points, 6 rebounds in win at #8 Texas A&M
31		JARRELL HOLLIMAN - R-So. - F - 6-7 - 200 - Alpharetta, Ga. MIN PTS RBS AST FG% 3FG% FT% 1.7 0.0 0.0 0.0 0.0 0.0 0.0	- Played one year at Elmhurst College - Also ran track and field during high school career - A music major who one day would like to play in a symphony

INTERVIEW POLICIES

All interview requests must be made in advance to SID Emily Miles in the South Carolina Media Relations Office. Beginning with the start of practice in October, Miles will release a weekly coach and student-athlete availability schedule to media on Mondays.

Post-Game Interview Policy: After each home game, the visiting coach will address the media first, followed by South Carolina student-athletes then South Carolina head coach Frank Martin. (Depending on deadline, this may be altered on a game-by-game basis).

Road Interview Policy: Interviews with Coach Martin and Gamecock student-athletes while on the road will be scheduled according to the home post-game media procedure.

All interviews are to be coordinated through the Media Relations Office. This allows the staff to arrange the interview when it best suits the student-athlete's and the reporter's schedules. Please contact the Media Relations Office in advance to make your interview requests. Media are not permitted to contact student-athletes on their own at any time.

All interviews will take place at the designated media interview site for that day as listed in the weekly availability schedule or in the Media Relations Office.

Dormitory, apartment and cell phone numbers for student-athletes will not be provided to the media. Should you need to conduct a telephone interview with a student-athlete, a call will be placed to you from the student-athlete at a mutually agreeable time.

SOUTH CAROLINA MEDIA RELATIONS

Emily Miles, primary contact

Associate Director

cell: 803-727-3284

e-mail: efeeny@mailbox.sc.edu

Twitter: @EmilyFeenySID

Website: www.GamecocksOnline.com

Facebook: www.Facebook.com/GamecockMBB

Twitter: @GamecockMBB

Instagram: @GamecockMBB

STAT COMPARISON

	SC	LSU	NCAA Rank
Record	20-3	15-8	6/92
Conference Record	7-2	8-2	-
Current Streak	W1	W2	-
Scoring Avg.	77.3	81.3	87/25
Opponent Scoring Avg.	68.2	75.4	100/260
Scoring Margin	+9.1	+5.9	51/95
Field Goal %	.436	.476	197/32
Opponent Field Goal %	.389	.435	18/188
3-Point Field Goal %	.350	.337	155/207
Opponent 3-Point Field Goal %	.355	.349	238/207
3-Point Field Goal Made PG	6.2	6.2	244/240
3-Point Field Goal Attempts PG	17.6	18.4	275/246%
Free Throw %	.667	.664	273/283
Opponent Free Throw %	.683	.660	-
Rebounding Avg.	42.0	39.1	8/58
Opponent Rebounding Avg.	33.1	37.1	-
Rebounding Margin	+8.8	+2.0	16/129
Turnovers Avg.	14.4	12.3	301/116
Opponent Turnover Avg.	15.5	14.0	-
Assists Avg.	13.6	16.4	162/29
Blocks Avg.	4.6	3.1	56/205
Steals Avg.	7.0	7.7	92/39

% indicates total attempts

NCAA stats games through Feb. 8

BY THE NUMBERS

21.4

Over the course of the last five games, senior forward Michael Carrera is averaging 21.4 points and 9.6 rebounds per game.

52.6%

The Gamecocks' 52.6 FG percent at Texas A&M last Saturday was its highest FG% in league play since hitting 57.7% vs. Arkansas on Jan. 26, 2013.

12

The Gamecocks connected on a season-high 12 made 3s in the win at A&M, the second-most ever for Carolina in the Frank Martin era (13 vs. Rider on Nov. 19, 2012).

20

The win at A&M gave Carolina 20 for the season. It's the first 20-win campaign since the 2008-09 Gamecocks went 21-10 for the year, and just the 16th 20-win season in Carolina history.

A SOUTH CAROLINA WIN WOULD ...

- Be Carolina's 21st win of the season, marking the most wins since the 2008-09 Gamecocks went 21-10 on the year.
- Be the Gamecocks' eighth SEC win of the season, also the most since the 2009 squad won 10 games in league play.
- Snap a three-game LSU win streak in the series, giving the Gamecocks their first win since 2013.

GAME STORYLINES

- South Carolina is in its 108th season of varsity basketball in 2015-16.

- Carolina is led by fourth-year head coach Frank Martin. Alongside him are associate head coach Matt Figger, assistant coaches Perry Clark and Lamont Evans and director of men's hoops operations, Andy Assaley.

- South Carolina is receiving votes in the Associated Press' Top 25 Poll this week, while Carolina is No. 20 in the USA Today/Coaches Top 25 Poll. The Gamecocks have been receiving votes or have been ranked for the past 11 weeks in the Coaches Poll, rising to as high as 15th, and also for 11 straight weeks in the AP poll, rising to as high as 19th.

- The Gamecocks notched their first road win over a top-10 opponent in 10 years last Saturday, winning a thriller at Reed Arena vs. No. 8/8 Texas A&M, 81-78. Junior guard Sindarius Thornwell had his top game of the season, posting 25 points - just one shy of matching his career high - while also dishing an impressive nine assists to lead the Gamecocks in the win. Senior forward Michael Carrera continued his hot streak as well, scoring 20 points en route to the 1,000th of his career. Carrera also dished two assists in the win.

- South Carolina's win at No. 8/8 Texas A&M marked its first road win over a top-10 opponent since defeating No. 6/7 Florida in Gainesville on Feb. 8, 2006.

- The win at A&M was the Gamecocks' second top-10 win in the last two seasons, as the Gamecocks defeated then No. 9/9 Iowa State in a neutral site meeting in New York City on Jan. 3, 2015.

- After hitting a season low 31.6 percent from the floor in the loss at Georgia last Tuesday, the Gamecocks responded with their best shooting percentage of the conference campaign, hitting 52.6 percent from the floor in the win at Texas A&M.

- With his 20 points at A&M, Carrera became the 43rd member of the South Carolina 1,000 point club.

- The Gamecocks are 3-0 this season in games decided by five points or less.

- South Carolina is 35th in the most recent NCAA RPI (Feb. 9), and the Gamecocks are 7-2 against teams in the top 100 of the RPI.

- The Gamecocks are in their 25th season of competition in the Southeastern Conference in 2016. Carolina owns a 151-249 (.377) all-time record in SEC play.

- Frank Martin owns a 72-74 (.493) all-time record in conference games.

- In the most updated NCAA stats (games through Feb 8), South Carolina ranks in the top 20 in field goal percentage defense (18th), rebound margin (16th), free throw attempts (5th), free throws made (12th), offensive rebounds per game (9th) and total rebounds per game (8th).

- Carolina hit just 31.6 percent from the floor, and was out-rebounded for just the fourth time this season in a 69-56 loss at Georgia on Tuesday. The Bulldogs didn't shoot much better, hitting only 38.6 percent from the floor, but UGA hit four more shots in the game to clinch the SEC win. Junior guard Sindarius Thornwell collected his second double-double of the season with team highs of 18 points and 11 rebounds, while senior forward Michael Carrera tallied his third-straight double-double with 11 points and 10 boards.

- With Thornwell and Carrera both collecting double-doubles at Georgia, it marked the first time two Gamecocks have reached the mark in the same game since Carrera and Lakeem Jackson both had double-doubles in Frank Martin's first-ever SEC win, an 82-73 overtime victory at LSU on Jan. 16, 2012.

- Senior forward Michael Carrera tallied his third-straight 20-point game and his second-straight double-double to lead Carolina in a 78-64 home win vs. Alabama, evening the season series between the two schools. Carrera also pulled down a game high 11 rebounds. Rookie forward Chris Silva added 12 points and three blocks in the first start of his college career, and junior guard Sindarius Thornwell scored 14 with seven rebounds. The Gamecocks didn't shoot well, hitting only 36.7 percent from the field, but Carolina committed just 11 turnovers which Alabama converted into just four points.

- Michael Carrera hit the 20-point mark in three-straight games (22 at Tennessee, 34 vs. Miss State, 20 vs. Alabama), making him the first Gamecock to score at least 20 points in three-straight games since Devan Downey hit the mark in three consecutive games late in the 2009-10 campaign.

ASSOCIATED PRESS TOP 25

Feb. 8, 2016

Rk.	Team	Record	Pts.
1	Villanova (32)	20-3	1,566
2	Maryland (13)	21-3	1,499
3	Oklahoma (7)	19-3	1,472
4	Iowa (11)	19-4	1,471
5	Xavier	21-2	1,382
6	Kansas (1)	19-4	1,311
7	Virginia (1)	19-4	1,223
8	Michigan State	20-4	1,144
9	North Carolina	19-4	1,136
10	West Virginia	19-4	1,082
11	Oregon	20-4	905
12	Miami (FL)	18-4	826
13	Louisville	19-4	819
14	Iowa State	17-6	781
15	Texas A&M	18-5	663
16	SMU	20-2	593
17	Arizona	19-5	497
18	Purdue	19-5	456
19	Dayton	19-3	413
20	Providence	18-6	349
21	Baylor	17-6	333
22	Kentucky	17-6	228
23	USC	18-5	225
24	Texas	16-7	199
25	Wichita St	17-6	132

Others receiving votes: **South Carolina 128**, Indiana 91, Notre Dame 75, San Diego State 22, Duke 14, Seton Hall 14, Gonzaga 10, LSU 10, VCU 10, Valparaiso 9, Stony Brook 8, Saint Mary's 6, Saint Joseph's 5, UNC Wilmington 4, Hawaii 3, Utah 3, Chattanooga 2, Connecticut 2, George Washington 2, Michigan 1, Monmouth 1

Dropped from rankings: Indiana 22, South Carolina 25

USA TODAY TOP 25

Feb. 8, 2016

Rk.	Team	Record	Pts.
1	Villanova (11)	20-3	753
2	Maryland (11)	21-3	749
3	Oklahoma (3)	19-3	708
4	Xavier	21-2	683
5	Iowa (3)	19-4	674
6	Kansas (2)	19-4	670
7	Virginia	19-4	616
8	North Carolina (1)	19-4	599
9	Michigan State (1)	20-4	567
10	West Virginia	19-4	490
11	Miami (FL)	18-4	433
12	Oregon	20-4	423
13	Texas A&M	18-5	387
14	Arizona	19-5	310
15	Iowa State	17-6	307
16	Purdue	19-5	292
17	Dayton	19-3	236
17	Providence	18-6	236
19	Baylor	17-6	221
20	South Carolina	20-3	185
21	Kentucky	17-6	178
22	Indiana	19-5	119
23	USC	18-5	105
24	Wichita St	17-6	91
25	Texas	16-7	69

Others receiving votes: Notre Dame 63, Gonzaga 53, Duke 40, Saint Mary's 28, Pittsburgh 25, Seton Hall 21, Valparaiso 14, Louisville 12, Monmouth 12, Utah 12, VCU 8, LSU 5, Saint Joseph's 2, Stony Brook 1, California 1, Clemson 1, Arkansas-Little Rock 1

Dropped from rankings: Louisville 18, Saint Mary's 25



SOUTHEASTERN CONFERENCE STANDINGS

As of Feb. 9

Team	Conference	Overall
LSU	8-2	15-8
Kentucky	7-3	17-6
South Carolina	7-3	20-3
Texas A&M	7-3	18-5
Florida	6-4	15-8
Georgia	6-4	13-8
Arkansas	5-5	12-11
Ole Miss	5-5	15-8
Vanderbilt	5-5	13-10
Alabama	4-6	13-9
Tennessee	4-6	11-12
Auburn	3-7	9-13
Mississippi State	2-8	9-13
Missouri	1-9	8-15

COACHES TELECONFERENCE

The weekly SEC men's basketball coaches teleconference will begin Monday, Jan. 4 and continue through March 7. Media representatives wishing to participate in the teleconference should contact the SEC Communications Department for further details. Each coach will appear on the teleconference for seven minutes, according to the following schedule:

ORDER OF APPEARANCE

(All Times Eastern)

11:00 a.m.	Kevin Stallings, Vanderbilt
11:07 a.m.	Mike White, Florida
11:14 a.m.	Frank Martin, South Carolina
11:21 a.m.	Mark Fox, Georgia
11:28 a.m.	Johnny Jones, LSU
11:35 a.m.	John Calipari, Kentucky
11:42 a.m.	Rick Barnes, Tennessee
11:49 a.m.	Mike Anderson, Arkansas
11:56 a.m.	Avery Johnson, Alabama
12:03 a.m.	Bruce Pearl, Auburn
12:10 a.m.	Andy Kennedy, Ole Miss
12:17 a.m.	Ben Howland, Miss. State
12:24 a.m.	Kim Anderson, Missouri
12:31 a.m.	Billy Kennedy, Texas A&M

In addition, the SEC men's basketball teams who make it to postseason will be on a teleconference on Monday, March 14 beginning at 10:00 a.m. CT.

All SEC basketball teleconferences can be listened to on the internet at www.secdigitalnetwork.com shortly after the conclusion of the teleconference.

CAROLINA BENCH PRODUCTION

GAME	SC-OPP	DIFF.	SC HIGH BENCH SCORER	
			PTS.	REB.
Norfolk State	38-36	+2	Notice, 14	
Oral Roberts	26-8	+18	Notice, 18	
vs. DePaul	22-32	-10	Notice, 11	
vs. Hofstra	16-15	+1	Notice/Silva, 7	
vs. Tulsa	15-22	-8	Notice, 11	
Lipscomb	34-33	+1	Notice, 16	
Western Carolina	24-17	+7	Silva, 9	
USF	23-25	-2	Notice, 15	
Drexel	26-19	+7	Silva, 9	
at Clemson	16-8	+8	Notice, 10	
vs. St. John's	26-11	+15	Notice, 20	
Francis Marion	48-32	+16	Silva, 13	
Memphis	28-30	-2	Notice, 15	
at Auburn	24-3	+21	Notice, 12	
Vanderbilt	15-23	-8	Notice, 8	
at Alabama	22-28	-6	Gregory, 8	
Missouri	17-31	-14	Silva, 9	
at Ole Miss	20-13	+7	Notice, 14	
at Tennessee	29-14	+15	Notice, 14	
Mississippi State	18-4	+14	Notice, 13	
Alabama	17-7	+10	Chatkevicius, 8	
at Georgia	13-8	+5	Chatkevicius, 7	
at Texas A&M	9-16	-7	Notice, 5	
LSU				
Kentucky				
at Missouri				
Florida				
Tennessee				
at Mississippi State				
Georgia				
at Arkansas				

SPECIALTY STATS

(PP) points in paint; (OT) points off turnovers; (2nd) second chance points; (FB) fast break points

(South Carolina-Opponent)

GAME	PP	OT	2ND	FB
Norfolk State	24-14	19-13	21-13	10-4
Oral Roberts	42-20	12-5	25-6	7-2
vs. DePaul	30-22	11-12	19-11	9-6
vs. Hofstra	44-18	13-15	24-9	8-6
vs. Tulsa	34-32	18-12	4-6	4-8
Lipscomb	54-28	18-13	13-9	16-9
Western Carolina	32-12	18-6	13-9	8-10
USF	38-30	27-8	10-13	23-9
Drexel	34-12	18-2	9-3	10-0
at Clemson	24-24	6-12	11-13	2-0
vs. St. John's	36-20	13-19	14-9	2-2
Francis Marion	34-18	29-7	10-8	12-2
Memphis	28-20	17-10	17-12	2-12
at Auburn	32-24	28-22	9-6	12-4
Vanderbilt	36-22	18-9	12-12	13-2
at Alabama	26-20	8-23	6-12	6-2
Missouri	44-32	20-9	21-5	10-19
at Ole Miss	40-26	11-9	19-13	0-8
at Tennessee	40-14	17-24	14-2	7-7
Mississippi State	36-18	18-22	14-13	4-13
Alabama	28-26	14-4	23-15	11-12
at Georgia	22-22	12-14	12-16	0-4
at Texas A&M	28-26	19-22	8-11	12-9
LSU				
Kentucky				
at Missouri				
Florida				
Tennessee				
at Mississippi State				
Georgia				
at Arkansas				
SEC Tourney				
NCAA Tourney				
SC Total	782	384	328	188
SC Average	34.0	16.7	14.3	8.2
Opp Total	486	268	226	145
Opp Average	21.1	11.7	9.8	6.3

UNIVERSITY INFORMATION

Location..... Columbia, S.C.
Founded..... 1801
Enrollment..... 32,972
Nickname..... Gamecocks
Colors Garnet (PMS 202) and Black
National Affiliation NCAA Division I
Conference..... Southeastern (SEC)
Athletics Web Address www.GamecocksOnline.com
University Web Address..... www.sc.edu
President Dr. Harris Pastides
NCAA Representative Dr. Valinda Littlefield
Athletics Director..... Ray Tanner
Basketball Administrator/Chief Operating Officer..... Kevin O'Connell

BASKETBALL STAFF/INFORMATION

Head Coach Frank Martin
Alma Mater..... Florida International, '93
Record At South Carolina/Seasons 65-57 (.532), 4th season
Overall Record/Seasons 182-111 (.621), 9th season
Assoc. Head Coach/Recruiting Coord. Matt Figger (Eastern Kentucky, '95)
Assistant Coach Perry Clark (Gettysburg, '74)
Assistant Coach Lamont Evans (Kansas State, '09)
Director of Basketball Operations Andy Assaley (Cincinnati, '96)
Strength & Conditioning Coach..... Scott Greenawalt (Muskingum College, '98)
Athletic Trainer Mark Rodger (Buffalo, '01)
Video Coordinator..... Patrick Schulte (Kansas State, '13)
Student-Athlete Development Doug Edwards (Florida State, '07)
Associate Media Relations Director..... Emily Miles (Feeney) (Ball State, '03)
Home Arena..... Colonial Life Arena
Capacity..... 18,000
Arena General Manager..... Lexi Boone
Press Row Phone Number..... 803-777-6182

BASKETBALL HISTORY

First Year of Basketball..... 1908
All-Time Record..... 1,362-1,206-1 (.530)
Overall Postseason Record..... 25-18
NCAA Tournament Appearances 8 (1971, 1972, 1973, 1974, 1989, 1997, 1998, 2004)
NCAA Tournament Record..... 4-9
Last NCAA Tournament Appearance 2004, L vs. Memphis, 59-43
NIT Appearances 11 (1969, 1975, 1978, 1983, 1991, 1996, 2001, 2002, 2005, 2006, 2009)
NIT Record 21-9
Last NIT Appearance 2009, L vs. Davidson, 70-63
Conference Championships/Titles.....
SoCon Regular Season (1927, 1933, 1934, 1945); SoCon Tournament Champion (1933); ACC Regular Season (1970); ACC Champion (1971); SEC Regular Season (1997); SEC East Division Co-Champions (2009)

TEAM INFORMATION

2014-15 Record 17-16
Southeastern Conference Record/Finish 6-12/t-11th
SEC Tournament Record 2-1
Postseason N/A
Letterwinners Returning/Lost..... 8/4
Starters Returning/Lost 4/1
**based on final game starters from 2014-15 season*
Newcomers 7
Roster Breakdown 4 seniors, 3 juniors, 2 sophomores, 7 freshmen

- Carrera also has two-straight double-doubles, the first time a Gamecock has had back-to-back double-doubles since Sam Muldrow had 15 points and 11 rebounds vs. SC State on Jan. 4, 2011, and then followed with a triple-double with 16 points, 14 rebounds and 10 blocks in an OT win vs. Vanderbilt on Jan. 8, 2011. Carrera is the first Gamecock to have back-to-back double-doubles in league play since Dominique Archie had 17 points and 11 rebounds vs. LSU on Jan. 14, 2009, and then 19 points and 12 rebounds vs. Tennessee on Jan. 17.

- South Carolina responded after just its second loss of the season with a solid performance at home versus Mississippi State on Tuesday. Led by a career night from senior forward Michael Carrera, who tallied a career high 34 points, and matched a career high with 15 rebounds, Carolina earned the 84-74 win. Junior guard Sindarius Thornwell was also in double-figures at 15 points on the night, while junior guard Duane Notice added 13 points, and senior forward Mindaugas Kacinas pulled down 10 rebounds.

- Carrera became the first Carolina player since the Gamecocks joined the SEC to score at least 30 points and collect 10 rebounds in a game.

GAMECOCKS IN THE POLLS

South Carolina is receiving votes in the Associated Press' Top 25 Poll this week, while Carolina is No. 20 in the USA Today/Coaches Top 25 Poll. The Gamecocks have been receiving votes or have been ranked for the past 11 weeks in the Coaches Poll, rising to as high as 15th, and also for 11 straight weeks in the AP poll, rising to as high as 19th.

SCOUTING LSU

LSU enters Wednesday's meeting as the SEC's leader with an 8-2 record after a road win at Auburn last week before posting an 88-77 home win vs. Mississippi State on Saturday. The Tigers are 3-4 in road games this season, including 3-2 in SEC road games. Five average double-figure points, led by rookie forward Ben Simmons' 19.4 per game. He also leads the SEC with 12.3 rebounds per game, while his 5.0 assists rank fifth in the league and his 1.9 steals second. Senior guard Keith Hornsby also adds double-digits with 13.4 points per game. LSU leads the SEC and ranks 32nd nationally with a 47.6 field goal percentage this season, led by Simmons' 56.7 percent. The Tigers also rank third in the league in assists per game (16.4) and second in steals per game (7.7). Head coach Johnny Jones is in his fourth season leading LSU.

UP NEXT

South Carolina continues home action when it hosts No. 22/21 Kentucky on Saturday at Colonial Life Arena. Game time is set for Noon ET on ESPN with Tom Hart (play-by-play), Kara Lawson (analyst) and Kaylee Hartung (sidelines) on the call. The Gamecocks look for their first win vs. the Wildcats since the 2014 season.

GAMECOCK DEFENSE

Gamecock opponents average just 68.2 points per game this season against the Carolina defense, which also forces an average of 15.5 turnovers per game, and collects 7.0 steals per game. Below is a quick look at where the Gamecocks rank in the SEC (overall games) in a selection of defensive categories (through Feb. 6 games):

Scoring Defense: 7th, 68.2 opp. points per game (Texas A&M 1st with 65.4 per game)

FG Percent Defense: 3rd, 38.9 percent (Georgia 1st with 37.5 percent)

Rebounding Defense: 2nd, 33.1 opponent rebounds per game (Kentucky 1st with 32.6 per game)

Steals: 5th, 7.0 per game (Ole Miss 1st with 8.0 per game)

Defensive Rebound Percent: 1st, 72.2 percent (634 defensive rebs., compared to 244 opponent offensive rebs. per game)

GAMECOCK OFFENSE

South Carolina has scored at least 80 points in 11 of 23 games this season, capped by its 92-point effort vs. Lipscomb. Last season, Carolina eclipsed the 80-point mark just four total times. Below is a quick look at where the Gamecocks rank in the SEC (overall games) in a selection of offensive categories (through Feb. 6 games):

Scoring: 4th, 77.3 points per game (Arkansas 1st with 81.8 per game)

Scoring Margin: 4th, +9.1 margin (Texas A&M 1st with +11.5)

Offensive Rebounds: 1st, 14.4 per game

BY THE NUMBERS

2 - Senior forward Mindaugas Kacinas hit a pair of 3s in the Gamecock upset win at Texas A&M on Feb. 6. He had only made one three in the previous nine SEC games to start the league campaign in 2016.

22 - The Gamecocks dished 22 assists on 30 made baskets in the win at Texas A&M. The second-most assists in a game this season for Carolina (24 vs. Lipscomb).

9 - Junior guard Sindarius Thornwell matched a career high with nine assists in the win at Texas A&M. For the year, Thornwell leads the Gamecocks with 3.56 assists per game.

6-6/5-5 - In the win at A&M, senior forward Michael Carrera reached his 1,000th career point, hitting 6-of-6 from the field, and 5-of-5 from the 3-point line. His five made 3s marked a new career high.

83 - Junior guard Duane Notice is just 83 points away from reaching 1,000 for his career.

48.7% - In overall games this season senior forward Michael Carrera has hit 37-of-76 attempts from 3-point range, 46.7 percent.

10+ - At least two Gamecocks have reached double-figure scoring in every game this season, with the exception of the Alabama contest on Jan. 13.

50+ - South Carolina has four games with at least 50 rebounds this season, including 51 on Jan. 26 vs. Mississippi State and 50 vs. Alabama on Jan. 23.

25 - Carolina out-rebounded Mississippi State by 25 on Jan. 26, the biggest margin for the Gamecocks since out-rebounding The Citadel by 24 on Nov. 12, 2007. A span of 271 games.

34 - Senior forward Michael Carrera's 34 points against Mississippi State were the most scored by a Gamecock since Brenton Williams tallied 32 in a road contest at Missouri on Jan. 25, 2014.

32-43 - Over the course of the last five games, Carrera has hit 32-of-43 free throw attempts, 74.4 percent.

10 - Senior forward Mindaugas Kacinas pulled down 10 rebounds to go along with seven points in the win vs. MSU. It marked Kacinas' 15th career game with double-figure rebounds and his third of the season.

18 - Rookie guard Jamall Gregory played a season high 18 minutes in Carolina's win at Ole Miss on Jan. 19. Gregory scored four points, including a highlight reel dunk in the second half, while also pulling down five rebounds. He also aided the Gamecock offense with two assists against zero turnovers in the contest.

11 - South Carolina trailed by as many as 11 points in the matchup at Ole Miss before the comeback win. It was Carolina's first comeback win in a true road game after trailing by double-digits since posting a 58-55 win at Clemson on Dec. 4, 2011. The Gamecocks trailed the Tigers by 10 in that contest.

5 - In scoring a team high 22 points at Auburn, Thornwell hit a career high five 3s. It was the most made 3s in a game by a Gamecock since classmate Duane Notice hit his own career high five vs. Clemson last season.

+8.8 - The Gamecocks have out-rebounded 19 of 23 opponents this season by a mark of +8.8 rebounds per game, which leads the SEC and ranks 16th nationally.

53 - Carolina's 53 rebounds versus Memphis marked the most for the Gamecocks in a game since pulling down 55 vs. USC Upstate on Nov. 23, 2010.

12-12 - Junior guard Duane Notice hit 12-of-12 from the free throw line in the Jan. 2 win vs. Memphis. It marked career highs for Notice in both makes and attempts, and the top mark by a Gamecock this season.

7 - Freshman forward Eric Cobb pulled down a team high seven rebounds in the win vs. Francis Marion, which also marked a season high for him.

35 - South Carolina ranks 35th in the most recent ESPN BPI (Feb. 9), which accounts for the final score, pace of play, site, strength of opponent and absence of key players in every Division I men's game.

3 - Junior guard Duane Notice hit three 3s in the Jan. 19 win at Ole Miss. It marked the 16th time in his career that he has hit at least three from beyond the arc in a game.

35 - 35 opposing players have fouled out through Carolina's first 23 games, and opponents are averaging 24.5 fouls committed this season. A deep bench has helped the Gamecocks have just five DQs so far this season, with an average of 20.2 fouls per game.

36 - South Carolina trailed for only 36 seconds in three games at the Paradise Jam, all against Hofstra.

48.4% - The Gamecocks shot 48.4 percent from the floor in three games at the Paradise Jam, led by senior forward Mindaugas Kacinas' 65.5 percent (19-29) at the event.

37 - South Carolina's 37 made shots vs. Hofstra were the most for the Gamecocks under the direction of Frank Martin and the most since posting 35 makes vs. Elon on Nov. 19, 2010.

3.0 - In the spring of 2015 the Gamecocks posted their fifth-straight semester of a 3.0 cumulative team GPA or higher.

SERIES VS. LSU

The South Carolina series vs. LSU is tied at 15-15, but the Tigers hold a slight 8-6 edge in games played in Columbia. LSU has won three straight and four of the last five, the lone win in the stretch came in Frank Martin's first-ever SEC win, an 82-73 overtime victory in Baton Rouge on Jan. 16, 2013. Carolina's last home win in the series came in a 67-58 victory on Jan. 13, 2010. Below is a breakdown of the last 10 games between the two schools:

LOUISIANA STATE (15-15)

H: 6-8; A: 4-8; N: 4-0

F. 27, 2008	H	55-62		L
M. 13, 2008	N	77-73	W	
J. 14, 2009	A	68-85		L
J. 13, 2010	H	67-58	W	
F. 2, 2011	A	64-56	W	
F. 18, 2012	H	58-68		L
J. 16, 2013	A	82-73 (OT)	W	
F. 14, 2013	H	46-64		L
J. 11, 2014	H	68-71		L
J. 28, 2015	A	58-64		L

CAROLINA TRENDS UNDER MARTIN

Gamecock trends under Frank Martin ...

- South Carolina is 38-28 when posting at least six made 3s in a game.
 - South Carolina posted a season high 12 made 3s in the upset road win at No. 8/8 Texas A&M on Feb. 6.
- South Carolina is 52-22 when scoring more points in the paint than its opponent.
 - The Gamecocks posted a 2015-16 season high 54 points in the paint vs. Lipscomb.
- South Carolina is 54-27 when holding its opponents to under 45 percent from the field.
 - South Carolina has held 19 of 23 opponents under 45 percent from the field this season.
- South Carolina is 52-25 when out-rebounding its opponent.
 - The Gamecocks out-rebounded Mississippi State by 25 in the Jan. 26 win vs. the Bulldogs.

MARTIN EARNS MID-SEASON HONOR

South Carolina head men's basketball coach Frank Martin is the recipient of the Jim Phelan Award Mid-Season Honors, as announced by College Insider in January. The Phelan Award is presented annually to the top coach in Division I men's basketball. The award is named in honor of Jim Phelan who coached his entire career at Mount Saint Mary's University. He led the Mountaineers to the 1962 NCAA Men's Division II Basketball Championship.

CARRERA MAKES GAMECOCK HISTORY VERSUS MISSISSIPPI STATE

Senior forward Michael Carrera averaged 27.0 points and 13.0 rebounds when he made Gamecock history last week, posting the first 30-point, 10-rebound game for Carolina since the Gamecocks joined the SEC with a career high 34 points and matching a career high with 15 rebounds in the win vs. Mississippi State. Carrera was 10-of-16 from the floor in the game, which included a pair of 3s, while he was also 12-of-15 from the free throw line. Carrera also blocked a season high three shots. The win vs. the Bulldogs gave Carolina 18 for the season the most since the 2008-09 campaign when the Gamecocks won 21 games. Carrera followed with another team-leading performance in the win vs. Alabama, posting his second-straight double-double and his third-straight 20-point game. He posted another fantastic effort from the charity stripe, hitting 12-of-14 attempts, while he also dishd three assists and collected two steals in the win. Down by as many as 14 with 10 minutes remaining in the second half, Alabama pulled to within six with just over four minutes remaining, but Carrera responded, hitting a crucial 3 on the next Carolina possession to push the Gamecock lead back to nine with four minutes remaining. Carrera was a perfect 6-of-6 from the charity stripe in the final five minutes of the win vs. the Crimson Tide.

TEXAS A&M GAME NOTES

- This is the 16th 20-win season in program history.
- Michael Carrera surpassed 1,000 career points in the win, making him the 43rd player in program history to reach the milestone. Sindarius Thornwell hit 1,000 points earlier this season against Vanderbilt.
- The team's previous season high for 3 pointers was nine. The last time Carolina made 10 or more 3s in a game was last season against Auburn (March 12).
- The last road win against a top 10 team came at No. 6/7 Florida on Feb. 8 of 2006.
- Tonight was Carrera's fourth 20-point game of the season and Thornwell's third. All four of Carrera's 20-point games have come in the last five outings.

GEORGIA GAME NOTES

- Carolina had two players with double-doubles for the first time since Jan. 16, 2013, at LSU (Michael Carrera and Lakeem Jackson). Carrera now has three straight games with a double-double, six for the season. Thornwell now has two this season, five for his career.

- Sindarius Thornwell matched his career high with 11 rebounds. He has reached mark three times in his career, with the last coming at Mississippi State on March 8, 2014. Carolina has lost six of the last seven meetings at Stegeman Coliseum, dating back to 2010.

- The team's 31.6 percent success rate on field goals is tied for the lowest of the season. This is just the second time through 22 games that the team failed to reach 60 points.

ALABAMA GAME NOTES

- Now 6-2 in league play, the Gamecocks matched their SEC win total from all of last season. The 19 wins are the most since getting to 21 in 2008-09.

- With 12 straight wins at Colonial Life Arena this season, the team has its longest home win streak since the 1997-98 group won 13 straight.

- The Gamecocks attempted 46 free throws for the game, the fourth time this season with 40 or more attempts in a game.

- With the win, Carolina has won four straight at home in the series (dating back to 2010). The team's 78 points were the most in a game against the Tide since 2009.

- Alabama scored just four points off 11 Carolina turnovers, the lowest by an opponent this season since Drexel had two points off turnovers on Dec. 15.

- Over the last three games, Michael Carrera is averaging 23.8 points and 10.8 points per game.

- After pulling down 50 rebounds tonight, the Gamecocks finished with 50 rebounds in back-to-back games and now have reached the mark four times this season. The high for all of last season was 49.

KACINAS EARNS SEC PLAYER OF THE WEEK

Senior Mindaugas Kacinas was named the SEC Player of the Week on Monday, Nov. 30, his second-career weekly honor, after earning Freshman of the Week honors in 2012. The forward from Klaipeda, Lithuania, averaged 13.0 points and 7.0 rebounds per game the previous week in helping to lead the Gamecocks to two victories vs. Tulsa and Lipscomb, extending their win streak to six games to start the season. Kacinas scored 11 points and pulled down eight rebounds en route to a place on the Paradise Jam All-Tournament Team when the Gamecocks defeated previously unbeaten Tulsa and he provided 15 points, hitting 7-of-10 attempts from the floor, while also pulling down six rebounds in the win vs. Lipscomb.

KACINAS SHINES AT PARADISE JAM

Senior forward Mindaugas Kacinas put together one of the best stretches of his career in the Garnet and Black in three games at the U.S. Virgin Islands Paradise Jam. Kacinas paced the Gamecocks with a career high 23 points in the opening-round win vs. DePaul, hitting career marks with 10 makes on 15 attempts at the free throw line. He followed with an 18-point, 5-rebound effort in the win vs. Hofstra, hitting 9-of-10 from the floor. He concluded tournament action as one of five Gamecocks in double figures with 11 and eight rebounds in the championship win vs. Tulsa. For the event, he averaged a team high 17.3 points per game.

CHATKEVICIUS' CAREER NIGHT

Senior forward Laimonas Chatkevicius was the star of Carolina's 84-66 win vs. Oral Roberts on Nov. 16, posting his first-career 20-point effort en route to a career best 27 points. He hit career marks with nine made field goals on 14 attempts, while also pulling down six rebounds. Chatkevicius has steadily improved his numbers during his time in the Garnet and Black. He averaged 4.4 and 4.8 points, respectively, as a freshman and sophomore, before nearly doubling that mark with 8.6 points and 5.2 rebounds per game last season.

KACINAS NOMINATED FOR NABC GOOD WORKS TEAM

Senior forward Mindaugas Kacinas is one of 257 nominees for the NABC Good Works Team, an award which shines a spotlight on student-athletes who have shown dedication to service in their communities. Kacinas has been involved in numerous community service projects during his time at South Carolina. He has visited Transitions, a shelter in Columbia that helps prepare meals for the homeless, assisted Ronald McDonald House with household chores as well as baking and making care packages for the families. He has participated in several food drives and basketball clinics and been involved with the Special Olympics on numerous occasions, running drills, helping with a basketball tournament and playing games with the Special Olympics

athletes. Kacinas has spent time reading to children at local elementary schools, participated in the Make-A-Wish Foundation and joined his teammates for two consecutive years in projects for the "8K in 8 Days" campaign. Most recently, the team contributed to the community following the historic flooding in Columbia, visiting a local Red Cross Shelter to help make care packages for families in need.

THORNWELL NAMED TO PRESEASON SQUAD

The Southeastern Conference unveiled its 12th annual men's basketball coaches pre-season All-SEC teams prior to the start of the season, and it was announced that Carolina junior guard Sindarius Thornwell was named to the second team. It marks the second-straight season that Thornwell has garnered second-team preseason honors from the coaches. Thornwell scored 11.1 points per game last season, while he also pulled down a career high 4.9 rebounds and collected 1.3 steals per game.

SEC PRESEASON POLL

The SEC released its preseason poll for the upcoming 2016 league campaign prior to the start of the season. and it was announced that the Gamecocks were predicted to finish seventh by a panel of both SEC and national media members. It was the highest predicted finish for Carolina since the league combined its East and West Divisions into one beginning with the 2012 league season. The media predicted Kentucky to win the SEC in 2016, followed by Vanderbilt, Texas A&M, LSU, Georgia, Florida and the Gamecocks.

SEC TOURNAMENT

The SEC Men's Basketball Tournament returns to Bridgestone Arena in Nashville in 2016. It will be the sixth time that the arena has served as the host of the SEC Tournament, having also hosted in 2001, 2006, 2010, 2013 and 2015. Also the home of the NHL's Nashville Predators, Bridgestone Arena has the distinction of being one of the busiest venues in the United States over the past decade and a half, hosting more than 18 million guests during that time. Seating capacity is approximately 19,395 for basketball games. The winner of the 13-game tournament receives the SEC's automatic bid to the NCAA Tournament. The tournament seeds are determined by the 18-game conference schedule during the regular season. Teams are seeded 1-14 based on their regular season conference finish.

NON-CONFERENCE SCHEDULE

The Gamecocks finished the 2015-16 non-conference schedule with an undefeated record at 13-0. Carolina's non-conference slate featured five teams picked in the top half of their respective league preseason polls, including Hofstra, who was picked to win the Colonial Athletic Association. The lineup also featured three teams that had their conference preseason player of the year in Jeff Short (Norfolk State/MEAC), Obi Emegano (Oral Roberts/Summit League) and Juan'ya Green (Hofstra/CAA). Tulsa, Lipscomb and Western Carolina also had players selected to their conference preseason team of the year.

KEITA SIGNS WITH GAMECOCKS

South Carolina head men's basketball coach Frank Martin announced the signing of **Sedee Keita (F - 6-9 - 215 - Philadelphia, Pa. - 22ft Basketball Academy (Greenville, S.C.))** to a National Letter of Intent during the fall signing period to join the Carolina basketball team. Keita will join the Gamecocks for the 2016-17 campaign and will have four years of eligibility beginning next fall.

Sedee Keita (F - 6-9 - 215 - Philadelphia, Penn. - 22ft Basketball Academy (Greenville, S.C.))

Noted as an athletic power forward who has a strong frame and good mobility and agility for his size ... A four-star recruit according to ESPN.com and rated the 78th player in the ESPN100 ... Also a four-star recruit according to Rivals.com and the No. 82 prospect overall ... Plays at 22ft Basketball Academy for coach Ryan Schmidt in Greenville, S.C. ... Native of Philadelphia.

LAST TIME VS. LSU

LSU 64, SOUTH CAROLINA 58
JAN. 28, 2015/BATON ROUGE, LA.

BATON ROUGE, La. - The Carolina men's basketball team's recent offensive struggles continued on the road Wednesday night, as a strong interior defense from LSU would be the difference in a 64-58 loss. It is the third straight road loss for the Gamecocks, and drops its overall record to 10-9 and 1-6 in the SEC while the Tigers move to 16-4 and 5-2 in the conference.

The first half was competitive throughout despite a lengthy scoring drought from Carolina. Sindarius Thornwell scored seven of the team's first nine points in the game. The teams traded baskets at a healthy clip through the first seven minutes, but slowed towards the midway point of the half.

Marcus Stroman gave the Gamecocks a 15-13 lead with 13:52 to play, but the team would go the next six minutes without a point. The Tigers would not take full advantage, scoring just seven points themselves in the same stretch thanks to Carolina's effort on defense and on the glass. Michael Carrera would sink a free throw to snap the streak, and after missing his second try an offensive rebound would find Tyrone Johnson. The senior spotted up from 3 and sank his first of the game.

The Gamecocks would make 5-of-11 shots after the cold streak to close out the half, while holding LSU to just one make on nine attempts in the final six minutes to trail by just 29-28 at the break. Duane Notice would take over the scoring duties from Thornwell and led the team with nine points in the half.

The first five points out of halftime would be scored by Carolina, including a three from Michael Carrera. Owing a 43-39 lead with 13 minutes to play, the Gamecocks would fall victim to a 7-0 run by LSU and gave up the lead. It would counter with three straight baskets in the paint for Mindaugas Kacinas to retake the lead with eight minutes to play.

The Tigers would take a brief 52-51 lead, but a layup and another 3 from Carrera gave the Gamecocks the four-point lead. Bolstered by a tough interior defense, LSU would mount one final run to close out the game.

The hosts went on a 12-2 run over the final 2:45 to earn the win, and blocked four shots in the final 30 seconds to keep the Gamecocks from taking the road win, including two that would have either tied the game or put Carolina ahead. LSU made each of its final three field goal attempts in the game, and converted 5-of-6 free throws in the final 20 seconds.



Official Basketball Box Score - Game Totals - Final Statistics
South Carolina vs LSU
01/28/15 6:02 p.m. at Baton Rouge, La. (Maravich Center)

South Carolina 58 • 10-9 (1-6 SEC)

##	Player	Total			3-Ptr		Rebounds			PF	TP	A	TO	Blk	Stl	Min
		FG-FGA	FG-FGA	FT-FTA	Off	Def	Tot	Off	Def							
14	CHATKEVICIUS, L.	3-6	0-0	0-0	2	2	4	4	6	2	2	2	1	20		
24	CARRERA, Michael	3-6	2-3	1-2	4	6	10	3	9	0	3	2	0	28		
00	THORNWELL, Sindarius	2-11	1-3	6-6	5	4	9	1	11	4	1	0	1	36		
04	JOHNSON, Tyrone	3-9	2-5	2-2	1	4	5	2	10	1	1	0	1	30		
10	NOTICE, Duane	5-18	2-7	0-1	1	0	1	0	12	3	3	0	2	36		
01	STROMAN, Marcus	1-3	0-1	0-0	1	2	3	4	2	1	2	1	0	15		
12	SHEPPARD, Shamiel	1-5	0-0	0-2	2	0	2	1	2	0	1	1	1	14		
25	KACINAS, Mindaugas	3-3	0-0	0-2	1	2	3	2	6	0	1	1	0	19		
35	STEELE, Brian	0-0	0-0	0-0	0	0	0	0	0	0	0	0	0	2		
Team					2	1	3						1			
Totals		21-61	7-19	9-15	19	21	40	17	58	11	15	7	6	200		

FG % 1st Half: 9-32 28.1% 2nd half: 12-29 41.4% Game: 21-61 34.4% Deadball
3FG % 1st Half: 3-12 25.0% 2nd half: 4-7 57.1% Game: 7-19 36.8% Rebounds
FT % 1st Half: 7-11 63.6% 2nd half: 2-4 50.0% Game: 9-15 60.0% 2

LSU 64 • 16-4 (5-2 SEC)

##	Player	Total			3-Ptr		Rebounds			PF	TP	A	TO	Blk	Stl	Min
		FG-FGA	FG-FGA	FT-FTA	Off	Def	Tot	Off	Def							
01	MARTIN, Jarell	3-8	1-2	3-4	1	10	11	2	10	3	3	6	1	39		
22	MALONE, Darcy	1-1	0-0	0-0	0	0	0	4	2	1	0	0	0	18		
25	MICKEY, Jordan	5-10	0-1	4-4	5	1	6	2	14	1	2	6	1	32		
04	HORNSBY, Keith	6-12	2-4	1-2	0	4	4	1	15	2	3	1	2	38		
05	GRAY, Josh	2-6	1-3	2-4	0	3	3	2	7	3	2	0	0	32		
21	EPPS, Aaron	0-1	0-0	0-0	0	2	2	1	0	0	0	0	0	7		
55	QUARTERMAN, Tim	5-10	1-4	5-5	0	5	5	1	16	3	3	0	3	34		
Team					1	0	1						1			
Totals		22-48	5-14	15-19	7	25	32	13	64	13	14	13	7	200		

FG % 1st Half: 10-26 38.5% 2nd half: 12-22 54.5% Game: 22-48 45.8% Deadball
3FG % 1st Half: 1-5 20.0% 2nd half: 4-9 44.4% Game: 5-14 35.7% Rebounds
FT % 1st Half: 8-11 72.7% 2nd half: 7-8 87.5% Game: 15-19 78.9% 2

Officials: Joe DeRosa, Rick Hartzell, Brian Shey
Technical fouls: South Carolina-None. LSU-None.
Attendance: 9518

Score by periods	1st	2nd	Total
South Carolina	28	30	58
LSU	29	35	64

	In	Off	2nd	Fast	Bench
Points	Paint	T/O	Chance	Break	
SC	22	14	12	2	10
LSU	30	10	7	6	16

Last FG - SC 2nd-01:40, LSU 2nd-01:09.
Largest lead - SC by 6 2nd-15:20, LSU by 6 2nd-00:02.
SC led for 15:59, LSU led for 20:20. Game was tied for 03:41.

Score tied - 7 times.
Lead changed - 16 times.

ROSTER BREAKDOWN

Returning Starters (4)

Michael Carrera
Laimonas Chatkevicius
Duane Notice
Sindarius Thornwell
**based on final game of 2014-15 season*

Returning Letterwinners (8)

Michael Carrera
Laimonas Chatkevicius
Mindaugas Kacinas
Justin McKie
Duane Notice
Brian Steele
Marcus Stroman
Sindarius Thornwell

Guards (9)

TeMarcus Blanton
PJ Dozier
Jamall Gregory
Justin McKie
Duane Notice
John Ragin
Brian Steele
Marcus Stroman
Sindarius Thornwell

Forwards (7)

Michael Carrera
Laimonas Chatkevicius
Eric Cobb
Raymond Doby
Jarrell Holliman
Mindaugas Kacinas
Chris Silva

By Height

Jamall Gregory (6-2)
Duane Notice (6-2)
John Ragin (6-2)
Marcus Stroman (6-2)
Justin McKie (6-4)
TeMarcus Blanton (6-5)
Michael Carrera (6-5)
Brian Steele (6-5)
Sindarius Thornwell (6-5)
Raymond Doby (6-6)
PJ Dozier (6-6)
Jarrell Holliman (6-7)
Mindaugas Kacinas (6-7)
Eric Cobb (6-9)
Chris Silva (6-9)
Laimonas Chatkevicius (6-11)

2015-16 SOUTH CAROLINA MEN'S BASKETBALL ROSTER

Alphabetical Roster

No.	Name	Pos.	Ht.	Wt.	Cl.	Exp.	Hometown/High/Last School
5	TeMarcus Blanton	G	6-5	215	R-FR	HS	Locust Grove, Ga./Luella
24	Michael Carrera	F	6-5	214	SR	3VL	Anzoategui, Venezuela/Montrose Christian School
14	Laimonas Chatkevicius	F	6-11	245	SR	3VL	Klaipeda, Lithuania/South Kent School
23	Eric Cobb	F	6-9	296	FR	HS	Jacksonville, Fla./St. Francis Academy (Maryland)
2	Raymond Doby	F	6-6	233	FR	HS	Cahokia, Ill./Montrose Christian/St. John's Northwestern Military Acad. (Wisconsin)
15	PJ Dozier	G	6-6	200	FR	HS	Columbia, S.C./Spring Valley
4	Jamall Gregory	G	6-2	202	FR	HS	Washington, D.C./Coolidge/Elev8 Institute (Florida)
31	Jarrell Holliman	F	6-7	200	R-SO	1VL	Alpharetta, Ga./Alpharetta/Elmhurst College
25	Mindaugas Kacinas	F	6-7	229	SR	3VL	Klaipeda, Lithuania/Word of Life Fire Traditional School
20	Justin McKie	G	6-4	197	JR	2VL	Columbia, S.C./Irmo
10	Duane Notice	G	6-2	218	JR	2VL	Woodbridge, Canada/St. Michael's/St. Thomas More (Oakdale, Conn.)
21	John Ragin	G	6-2	177	FR	HS	Eastover, S.C./Cardinal Newman
30	Chris Silva	F	6-9	220	FR	HS	Libreville, Gabon/Roselle (N.J.) Catholic
35	Brian Steele	F	6-5	204	SR	3VL	Greenville, S.C./Wade Hampton School
1	Marcus Stroman	G	6-2	185	SO	1VL	Columbia, S.C./Keenan
0	Sindarius Thornwell	G	6-5	215	JR	2VL	Lancaster, S.C./Oak Hill Academy

Numerical Roster

No.	Name	Pos.	Ht.	Wt.	Cl.	Exp.	Hometown/High/Last School
0	Sindarius Thornwell	G	6-5	215	JR	2VL	Lancaster, S.C./Oak Hill Academy
1	Marcus Stroman	G	6-2	185	SO	1VL	Columbia, S.C./Keenan
2	Raymond Doby	F	6-6	233	FR	HS	Cahokia, Ill./Montrose Christian/St. John's Northwestern Military Acad. (Wisconsin)
4	Jamall Gregory	G	6-2	202	FR	HS	Washington, D.C./Coolidge/Elev8 Institute (Florida)
5	TeMarcus Blanton	G	6-5	215	R-FR	HS	Locust Grove, Ga./Luella
10	Duane Notice	G	6-2	218	JR	2VL	Woodbridge, Canada/St. Michael's/St. Thomas More (Oakdale, Conn.)
14	Laimonas Chatkevicius	F	6-11	245	SR	3VL	Klaipeda, Lithuania/South Kent School
15	PJ Dozier	G	6-6	200	FR	HS	Columbia, S.C./Spring Valley
20	Justin McKie	G	6-4	197	JR	2VL	Columbia, S.C./Irmo
21	John Ragin	G	6-2	177	FR	HS	Eastover, S.C./Cardinal Newman
23	Eric Cobb	F	6-9	296	FR	HS	Jacksonville, Fla./St. Francis Academy (Maryland)
24	Michael Carrera	F	6-5	214	SR	3VL	Anzoategui, Venezuela/Montrose Christian School
25	Mindaugas Kacinas	F	6-7	229	SR	3VL	Klaipeda, Lithuania/Word of Life Fire Traditional School
30	Chris Silva	F	6-9	220	FR	HS	Libreville, Gabon/Roselle (N.J.) Catholic
31	Jarrell Holliman	F	6-7	200	R-SO	1VL	Alpharetta, Ga./Alpharetta/Elmhurst College
35	Brian Steele	F	6-5	204	SR	3VL	Greenville, S.C./Wade Hampton School

Head Coach: Frank Martin (Florida International, '93)

Associate Head Coach/Recruiting Coordinator: Matt Figger (Eastern Kentucky, '95)

Assistant Coach: Perry Clark (Gettysburg, '74)

Assistant Coach: Lamont Evans (Kansas State, '09)

Director of Basketball Operations: Andy Assaley (Cincinnati, '96)

Strength & Conditioning Coach: Scott Greenawalt (Muskingum College, '98)

Athletic Trainer: Mark Rodger (Buffalo, '01)

Video Coordinator: Patrick Schulte (Kansas State, '13)

Student-Athlete Development: Doug Edwards (Florida State, '07)

Special Assistant to the Head Coach: Jarett Gerald (South Carolina, '11)

Associate Media Relations Director: Emily Miles (Feeney) (Ball State, '03)

TOP RETURNING ...


Scorer.....Notice, 11.7 ppg
Rebounder.....Carrera, 5.7 rpg
Assist Maker.....Stroman, 3.1 apg
FG Shooter *.....Kacinas, 56.1%
3-Point FG Shooter \$.....Notice, 36.3%
FT Shooter \$.....Notice, 79.1%
Shot Blocker.....Chatkevicius, 1.3 bpg
Steal Maker.....Thornwell, 1.3 spg

* at least 100 attempts

\$ at least 50 attempts

PRONUNCIATION GUIDE.

Lie-moan-us Ha-kev-a-chus
Justin MACK-ee
Min-dawg-us Kye-chin-is



HEAD COACH FRANK MARTIN

HEAD COACH | NINTH SEASON OVERALL | 182-111 (.621) | FOURTH SEASON AT SOUTH CAROLINA | 65-57 (.532)

THE MARTIN FILE

COACHING

Experience

31st year

College Experience

16th season

College Head Coach Experience

9th season

Hire Date At Carolina

March 27, 2012

PERSONAL

Hometown

Miami, Fla.

Alma Mater

Florida International, 1993 (B.A. Physical Ed.)

Family

Wife, Anya

Children, Brandon, Amalia and Christian

COACHING RESUME

High School

Miami Senior High, 1985-93

Varsity Boys' Assistant Coach

Junior Varsity Boys' Head Coach

North Miami High, Head Coach, 1993-95

Miami Senior High, Head Coach, 1995-98

B.T. Washington High, Head Coach, 1999-2000

College Assistant Coach

Northeastern, 2000-04

Cincinnati, 2004-06

Kansas State, 2006-07

College Head Coach

Kansas State, 2007-12

South Carolina, 2012-present

Frank Martin was named the head men's basketball coach at the University of South Carolina on March 27, 2012, becoming the 32nd head coach in the history of the South Carolina program, which enters its 108th season as a varsity sport in 2015-16. Martin owns a 162-108 (.600) overall record as a head coach, entering his ninth season overall, and fourth season at South Carolina.

During his first season (2012-13) in Columbia, Martin led his squad to a 14-18 record, which included a 4-14 mark in SEC contests. The Garnet and Black captured the Hoops For Hope Classic tournament crown after posting a 4-0 record competing in the event with home victories over Milwaukee and Rider, before defeating Missouri State in overtime, and UALR in Puerto Vallarta, Mexico, over the Thanksgiving holiday. Freshman forward Michael Carrera was honored after the conclusion of the regular season with selection to the 2013 SEC All-Freshman Team, as voted on by the league's head coaches. During the spring of 2013, the Gamecock coaching staff signed seven freshmen, while welcoming Villanova transfer Ty Johnson to the team, a recruiting class which ranked No. 23 in the nation according to ESPN.com.

Martin's second season (2013-14) leading the Gamecocks saw the squad win four of its final six games of the year, including two games in the SEC Tournament, marking the first Tournament wins for the Gamecocks since the 2008 campaign. Martin and his staff put together a non-conference schedule that challenged his team to prepare for the rigors of the SEC campaign. The Gamecocks posted several quality victories, including a win versus Saint Mary's at the Hawaiian Airlines Diamond Head Classic in December, and home victories versus Alabama, Vanderbilt and No. 17 Kentucky to name a few.

Martin tutored his second SEC All-Freshman Team honoree in as many seasons, as rookie guard Sindarius Thornwell led all freshmen in the SEC in league games in points (15.6) and assists (4.0) to earn a spot on the postseason team. Thornwell also garnered three SEC Freshman of the Week awards, and was named the Feb. 18 Wayman Tisdale National Freshman of the Week.

South Carolina put together a 9-3 non-conference record in 2014-15, entering SEC play receiving votes in both the Coaches and AP Top 25 polls for the first time since 2006 and 2009, respectively. Martin led his Gamecocks to a thrilling upset win over No. 9/9 Iowa State at the Barclays Center in Brooklyn, N.Y., on Jan. 3, marking Carolina's first win over a top-10 opponent since the 2009-10 campaign. The Gamecocks ranked as high as fourth in the nation in opponent field goal percentage during the season, and finished the campaign holding opponents to just 38.7 percent from the field, which ranked 13th nationally. Sophomore guards Duane Notice and Sindarius Thornwell each picked up an SEC Player of the Week honor during the campaign, and for the second-straight season, the Gamecocks won four of their final six games and won two contests in the SEC Tournament, advancing to the quarterfinal round.

Carolina posted a final record of 17-16 for the 2014-15 campaign, which marked the first winning season for the squad since the 2008-09 season, while Carolina's six SEC wins marked the highest since 2010 as well. Martin also announced during the summer, that his team had completed its fifth-straight semester with a cumulative team GPA of 3.0 or above in the spring. For its classroom achievements, South Carolina was honored with the NABC's Team Academic Excellence Award, the only SEC team to be named to the list. Individually, three Gamecocks were named to the NABC Honors Court, in juniors Laimonas Chatkevicius and Mindaugas Kacinas, and senior, Austin Constable, who was on his second Honors Court list. South Carolina saw 12 student-athletes named to the SEC Winter Academic, and the SEC First-Year Academic Honor Rolls for the year.

Martin's career record at South Carolina stands at 65-57 (.532) in his fourth season at the helm. He has led the Gamecocks to a 17-16 record in his first season at South Carolina, marking the first winning season since the 2008-09 season. Martin's first season at South Carolina saw the Gamecocks finish 14-18 overall, including a 4-14 mark in SEC play. The Gamecocks captured the Hoops For Hope Classic tournament crown in Puerto Vallarta, Mexico, over the Thanksgiving holiday. Freshman forward Michael Carrera was named SEC Freshman of the Week during the campaign, and for the second-straight season, the Gamecocks won four of their final six games and won two contests in the SEC Tournament, advancing to the quarterfinal round.

MARTIN'S CAREER RECORD, YEAR-BY-YEAR

YEAR	RECORD	CONFERENCE (FINISH)	POSTSEASON
2007-08	21-12	10-6 (3rd)	1-1; NCAA Tournament 2nd Round
2008-09	22-12	9-7 (t4th)	1-1; NIT
2009-10	29-8	11-5 (t2nd)	3-1; NCAA Tournament Elite Eight
2010-11	23-11	10-6 (t3rd)	1-1; NCAA Tournament Third Round
2011-12	22-11	10-8 (5th)	1-1; NCAA Tournament Third Round
2012-13	14-18	4-14 (t12th)	-
2013-14	14-20	5-13 (13th)	-
2014-15	17-16	6-12 (t11th)	-
2015-16	20-3	7-3	-
Totals	182-111 (.621)	72-74 (.493)	7-5 (.583)/4 NCAA/1 NIT

GAMECOCKS' RECORD WHEN ...

At home	12-0
On the road	4-3
At neutral sites	4-0
In overtime	1-0
vs. Top 25 team	1-0
vs. Top 10 team	1-0
vs. Top 3 team	0-0
Leading at half	16-0
Trailing at half	3-3
Tied at half	1-0
Shooting 50% or better	6-0
Shooting between 39-49%	12-1
Shooting less than 39%	2-2
Opp. shooting 50% or better	1-0
Opp. shooting between 39-49%	10-2
Opp. shooting less than 39%	9-1
Shooting better than opp.	18-1
Shooting worse than/equal to opp.	2-2
Starters out-score opp. starters	14-0
Opp. starters score/equal more	6-3
Bench out-scores opp. bench	13-2
Opp. bench scores/equals more	7-1
Having more FTs than opp.	16-0
Having equal/less FTs than opp.	4-3
Have more TOs than opp.	6-2
Having equal/less TOs than opp.	14-1
Having more rebounds than opp.	19-0
Having equal/less rebounds than opp.	1-3
Making 6 or more 3FGs	12-1
Having 15 or more assists	6-0
Score more points in paint than opp.	19-2
Scoring equal/less points in paint than opp.	1-1
Scoring more points off TOs than opp.	14-0
Scoring equal/less points off TOs than opp.	6-3
Scoring more 2nd-chance points than opp.	15-1
Scoring equal/less 2nd-chance points than opp.	5-2
Scoring more fast break points than opp.	12-1
Scoring equal/less fast break points than opp.	8-2
Wearing white uniforms	14-0
Wearing Garnet uniforms	5-1
Wearing Black uniforms	1-2
Playing on live TV/live broadcast	20-3
Playing in November	7-0
Playing in December	5-0
Playing in January	7-2
Playing in February	1-1
Playing in March	0-0
Playing a day-game	5-1
Playing a night-game	15-1
Playing on Sunday	1-0
Playing on a Monday	3-0
Playing on a Tuesday	5-1
Playing on a Wednesday	1-1
Playing on a Thursday	0-0
Playing on a Friday	3-0
Playing on a Saturday	7-1
Scoring margin is 5 points or less	3-0
Margin is between 6-10	5-1
Margin is between 11-20	9-1
Margin is more than 20	3-0
Scoring 59 points or less	0-2
Scoring 60-69 points	2-1
Scoring 70-79 points	7-0
Scoring 80-89 points	8-0
Scoring 90-99 points	2-0
Scoring 100+ points	0-0

MISCELLANEOUS

Current streak	W1
Home court streak	W12
Away streak	W1
Neutral court streak	W4

2015-16 SUPERLATIVES

(tied for team lead also included)

Scoring Leaders	'15-16	Career
Sindarius Thornwell	7	29
Michael Carrera	7	20
Duane Notice	2	14
Laimonas Chatkevicius	3	6
Mindaugas Kacinas	3	6
PJ Dozier	1	1
Chris Silva	1	1

Rebounding Leaders	'15-16	Career
Michael Carrera	9	49
Sindarius Thornwell	6	28
Chris Silva	5	5
Laimonas Chatkevicius	3	17
Mindaugas Kacinas	2	23
PJ Dozier	2	2
Eric Cobb	1	1

Assists Leaders	'15-16	Career
Sindarius Thornwell	11	35
Duane Notice	7	31
PJ Dozier	4	4
Michael Carrera	3	3
Marcus Stroman	2	12
Justin McKie	2	2
Mindaugas Kacinas	1	2

Blocks Leaders	'15-16	Career
Laimonas Chatkevicius	9	44
Chris Silva	8	8
Michael Carrera	5	33
Mindaugas Kacinas	4	21
PJ Dozier	4	4
Sindarius Thornwell	3	18
Marcus Stroman	1	3
Jamall Gregory	1	1

Steals Leaders	'15-16	Career
Sindarius Thornwell	9	31
PJ Dozier	7	7
Duane Notice	5	15
Marcus Stroman	6	11
Laimonas Chatkevicius	3	10
Michael Carrera	3	18
Chris Silva	3	3
Mindaugas Kacinas	1	14
John Ragin	1	1
Raymond Doby	1	1

Double-Figure Scoring	'15-16	Career
Sindarius Thornwell	17	61
Michael Carrera	17	42
Duane Notice	14	47
Mindaugas Kacinas	12	26
Laimonas Chatkevicius	9	29
PJ Dozier	6	6
Chris Silva	5	5
Marcus Stroman	1	3

20+ points	'15-16	Career
Sindarius Thornwell	3	12
Michael Carrera	3	4
Duane Notice	1	5
Mindaugas Kacinas	2	2
Laimonas Chatkevicius	1	1

30+ points	'15-16	Career
Michael Carrera	1	1

Double-Figure Rebounding	'15-16	Career
Michael Carrera	6	17
Mindaugas Kacinas	3	14
Laimonas Chatkevicius	2	6
Sindarius Thornwell	2	5
Chris Silva	1	1

5+ assists	'15-16	Career
Sindarius Thornwell	7	15
Duane Notice	2	13
PJ Dozier	2	2
Justin McKie	1	1

3+ steals	'15-16	Career
Sindarius Thornwell	6	13
PJ Dozier	3	3
Duane Notice	2	5
Michael Carrera	1	6
Marcus Stroman	1	2
Chris Silva	1	1

2+ blocks	'15-16	Career
Chris Silva	8	8
Laimonas Chatkevicius	4	27
Michael Carrera	4	23
Mindaugas Kacinas	3	19
PJ Dozier	1	1
Sindarius Thornwell	1	7

Double-Doubles	'15-16	Career
Michael Carrera	6	12
Mindaugas Kacinas	2	5
Sindarius Thornwell	2	5
Laimonas Chatkevicius	2	4

Clutch Free Throws (under 5 min/OT)	FT-FTA	FT%
Chris Silva	2-2	1.000
TeMarcus Blanton	4-4	1.000
Duane Notice	11-12	.917
Michael Carrera	40-49	.816
Mindaugas Kacinas	5-7	.714
Marcus Stroman	7-10	.700
Laimonas Chatkevicius	11-16	.688
Sindarius Thornwell	20-33	.606
PJ Dozier	2-4	.500
Raymond Doby	3-6	.500
Jamall Gregory	3-6	.500
Eric Cobb	0-2	.000
Totals	109-153	.712

Dunks	'15-16
Chris Silva	12
Laimonas Chatkevicius	11
Michael Carrera	7
PJ Dozier	6
Jamall Gregory	4
Mindaugas Kacinas	3
Duane Notice	2
Sindarius Thornwell	1

Miscellaneous
Largest Halftime Lead
SC 31, vs. USF, Dec. 5, 2015
Opp 13, Alabama, Jan. 13, 2016
Smallest Halftime Lead
SC 3, vs. Oral Roberts, Nov. 16, 2015
Opp 1, twice, last at Texas A&M (Feb. 6, 2015)
Fewest Points In First Half
SC 22, vs. Alabama, Jan. 13, 2016
Opp 20, Francis Marion, Dec. 30, 2015
Most Points In First Half
SC 53, vs. USF, Dec. 5, 2015
Opp 51, Lipscomb, Nov. 27, 2015
Fewest Points In Second Half
SC 24, vs. Clemson, Dec. 18, 2015
Opp 25, WCU, Nov. 30, 2015
Most Points In Second Half
SC 51, vs. Oral Roberts, Nov. 16, 2015
Opp 49, Tennessee, Jan. 23, 2016
Most Points in Overtime
SC 11, at Ole Miss, Jan. 19, 2016
Opp 8, Ole Miss, Jan. 19, 2016
Largest Margin of Victory
SC 25, vs. Drexel, Dec. 15, 2015
Opp 23, Alabama, Jan. 13, 2016
Smallest Margin of Victory
SC 3, twice, last at Texas A&M (Feb. 6, 2015)
Opp 23, Alabama, Jan. 13, 2016

2015-16 GAME BY GAME COMPARISON

	Date	Result	FG-A	Pct	3FG-A	Pct	FT-A	Pct	O-D-Total	PF	Pts	A	TO	Blk	Stl	Min	Half
Norfolk State %			19-56	.339	11-28	.393	20-23	.870	12-23-35	35	69	12	18	3	7	200	34
South Carolina	Nov. 14, 2015	W, 84-69	23-59	.390	9-22	.409	29-42	.690	19-27-46	19	84	15	13	4	9	200	40
Oral Roberts			22-51	.431	4-14	.286	18-23	.783	4-24-28	23	66	7	13	5	3	200	30
South Carolina	Nov. 16, 2015	W, 84-66	29-73	.397	7-21	.333	19-27	.704	19-25-44	22	84	14	6	4	5	200	33
vs. DePaul \$			19-52	.365	3-14	.214	20-31	.645	10-23-33	27	61	9	15	2	4	200	28
South Carolina	Nov. 20, 2015	W, 76-61	24-60	.400	5-13	.385	23-34	.676	16-27-43	27	76	11	12	4	5	200	37
vs. Hofstra \$			28-55	.509	17-34	.500	11-17	.647	6-17-23	21	84	16	14	2	2	200	39
South Carolina	Nov. 22, 2015	W, 94-84	37-68	.544	5-9	.556	15-23	.652	18-23-41	18	94	16	9	5	4	200	46
vs. Tulsa \$			24-54	.444	5-16	.313	22-31	.710	8-23-31	25	75	9	15	0	4	200	29
South Carolina	Nov. 23, 2015	W, 83-75	27-54	.500	7-14	.500	22-28	.786	6-28-34	25	83	12	13	2	7	200	38
Lipscomb			27-68	.397	13-35	.371	9-14	.643	10-19-29	24	76	18	18	3	8	200	40
South Carolina	Nov. 27, 2015	W, 92-76	34-66	.515	5-19	.263	19-27	.704	12-31-43	19	92	24	17	7	12	200	51
Western Carolina			19-67	.284	11-32	.344	4-4	1.000	12-24-36	17	53	13	20	3	10	200	28
South Carolina	Nov. 30, 2015	W, 76-53	26-63	.413	8-18	.444	16-25	.640	17-34-51	12	76	14	19	7	10	200	37
USF			24-68	.353	2-15	.133	13-22	.591	20-26-46	20	63	9	19	6	8	200	22
South Carolina	Dec. 5, 2015	W, 81-63	29-61	.475	7-21	.333	16-25	.640	6-26-32	15	81	14	12	6	12	200	53
Drexel			19-55	.345	7-17	.412	9-19	.474	6-16-22	28	54	11	13	2	3	200	28
South Carolina	Dec. 15, 2015	W, 79-54	25-46	.543	6-12	.500	23-39	.590	8-33-41	19	79	14	15	9	6	200	32
at Clemson ^			23-63	.365	8-26	.308	5-9	.556	15-19-34	20	59	11	10	8	2	200	25
South Carolina	Dec. 18, 2015	W, 65-59	23-53	.434	8-19	.421	11-14	.786	14-28-42	16	65	12	16	3	3	200	41
vs. St. John's &			22-49	.449	5-20	.250	12-27	.444	6-20-26	19	61	11	14	5	6	200	34
South Carolina	Dec. 22, 2015	W, 75-61	27-57	.474	7-13	.538	14-19	.737	14-29-43	23	75	14	17	1	9	200	40
Francis Marion			18-60	.300	6-23	.261	14-25	.560	17-25-42	29	56	7	22	4	10	200	20
South Carolina	Dec. 30, 2015	W, 78-56	27-64	.422	8-27	.296	16-30	.533	18-29-47	18	78	16	16	8	13	200	38
Memphis			19-61	.311	8-22	.364	30-36	.833	11-27-38	41	76	8	15	9	7	200	42
South Carolina	Jan. 2, 2016	W, 86-76	18-57	.316	4-17	.235	46-63	.730	18-35-53	27	86	9	13	7	7	200	42
at Auburn*			24-54	.444	12-30	.400	9-13	.692	8-19-27	19	69	12	21	1	7	200	30
South Carolina	Jan. 5, 2016	W, 81-69	25-50	.500	9-23	.391	22-28	.786	9-25-34	13	81	15	19	0	9	200	43
Vanderbilt*			20-61	.328	5-24	.208	20-29	.690	12-24-36	25	65	10	11	7	5	200	38
South Carolina	Jan. 9, 2016	W, 69-65	24-57	.421	3-13	.231	18-29	.621	10-34-44	23	69	11	13	3	3	200	35
at Alabama*			24-51	.471	13-28	.464	12-21	.571	13-25-38	20	73	16	17	3	8	200	35
South Carolina	Jan. 13, 2016	L, 73-50	19-53	.358	3-18	.167	9-17	.529	15-18-33	19	50	9	18	3	4	200	22
Missouri*			28-57	.491	7-19	.368	9-13	.692	5-21-26	24	72	17	16	3	8	200	34
South Carolina	Jan. 16, 2016	W, 81-72	28-62	.452	3-21	.143	22-33	.667	17-24-41	15	81	12	13	5	7	200	41
at Ole Miss*			24-61	.393	10-33	.303	16-27	.593	12-25-37	25	74	16	10	4	10	225	39
South Carolina	Jan. 19, 2016	W, 77-74 (OT)	26-62	.419	4-14	.286	21-31	.677	18-31-49	24	77	16	15	3	4	225	29
at Tennessee*			19-46	.413	10-21	.476	30-32	.938	11-23-34	21	78	11	18	3	12	200	29
South Carolina	Jan. 23, 2016	L, 78-69	25-60	.417	4-14	.286	15-23	.652	16-18-34	24	69	11	17	2	7	200	28
Mississippi State*			23-61	.377	11-24	.458	17-23	.739	8-18-26	32	74	11	12	12	10	200	34
South Carolina	Jan. 26, 2016	W, 84-74	26-58	.448	5-15	.333	27-41	.659	18-33-51	25	84	13	18	7	6	200	43
Alabama*			20-60	.333	6-24	.250	18-25	.720	14-27-41	30	64	12	16	7	5	200	26
South Carolina	Jan. 30, 2016	W, 78-64	22-60	.367	6-19	.316	28-46	.609	20-30-50	19	78	10	11	5	9	200	35
at Georgia*			22-57	.386	8-23	.348	17-25	.680	13-30-43	19	69	11	13	9	9	200	33
South Carolina	Feb. 2, 2016	L, 69-56	18-57	.316	7-22	.318	13-19	.684	13-25-38	23	56	9	14	9	3	200	23
at #8/8 Texas A&M			26-53	.491	12-25	.480	14-22	.636	10-20-30	20	78	19	17	4	5	200	41
South Carolina	Feb. 6, 2016	W, 81-78	30-57	.526	12-21	.571	9-16	.563	10-11-32	20	81	22	15	1	8	200	40

% - Paradise Jam (Columbia, S.C.) | \$ - Paradise Jam (St. Thomas, USVI) | ^ - Game played at Bon Secours Arena (Greenville, S.C.) | & - Hall of Fame Shootout (Mohegan Sun Arena/Uncasville, Conn.) | * - indicates SEC contest



SOUTH CAROLINA GAMECOCKS

OVERALL: 20-3; SEC: 7-3; HOME: 12-0; AWAY: 4-3; NEUTRAL: 4-0

DATE	OPP.	W/L	SCORE	RECORD (SEC)	POINTS	REBOUNDS	ASSISTS	BLOCKS	STEALS	ATTENDANCE
11/14/15	% Norfolk State %	W	84-69	1-0 (0-0)	Thornwell/Notice (14)	Silva (9)	Dozier/Notice (3)	Silva (2)	Thornwell/Dozier (3)	10,623 (paid)
11/16/15	Oral Roberts	W	84-66	2-0 (0-0)	Chatkevicius (27)	Kacinas (13)	Thornwell (7)	Dozier (2)	Notice (2)	9,640 (paid)
11/20/15	vs. DePaul \$	W	76-61	3-0 (0-0)	Kacinas (23)	Thornwell (10)	Carrera (4)	Kacinas (2)	Dozier/Thornwell (2)	1,601
11/22/15	vs. Hofstra \$	W	94-84	4-0 (0-0)	Kacinas (18)	Thornwell/Dozier (9)	Thornwell (6)	Chatkevicius (3)	4 with 1	1,715
11/23/15	vs. Tulsa \$	W	83-75	5-0 (0-0)	Chatkevicius (17)	Carrera (9)	Dozier (4)	2 with 1	Thornwell (5)	2,002
11/27/15	Lipscomb	W	92-76	6-0 (0-0)	Chatkevicius (17)	Silva (7)	Thornwell (6)	Silva (2)	Carrera/Notice (3)	8,793 (paid)
11/30/15	Western Carolina W	W	76-53	7-0 (0-0)	Kacinas (20)	Kacinas/Silva (11)	McKie (4)	Silva (2)	Stroman (4)	8,957 (paid)
12/5/15	USF	W	81-63	8-0 (0-0)	Carrera (19)	Carrera (7)	Stroman (3)	Silva (3)	Dozier (4)	10,721 (paid)
12/15/15	Drexel	W	79-54	9-0 (0-0)	Dozier (16)	Silva (7)	Thornwell (5)	Chatkevicius (3)	Silva (2)	8,481 (paid)
12/18/15	at Clemson ^	W	65-59	10-0 (0-0)	Carrera (14)	Thornwell (9)	Thornwell (3)	3 with 1	3 with 1	14,446
12/22/15	vs. St. John's &	W	75-61	11-0 (0-0)	Notice (20)	Carrera (12)	Carrera/Thornwell (3)	Dozier (1)	3 with 2	2,355
12/30/15	Francis Marion	W	78-56	12-0 (0-0)	Silva (13)	Cobb (7)	Thornwell (4)	Silva (3)	Dozier (5)	10,401 (paid)
1/2/16	Memphis	W	86-76	13-0 (0-0)	Thornwell (18)	Carrera (11)	Notice (3)	3 with 2	Thornwell (3)	13,035 (paid)
1/5/16	at Auburn *	W	81-69	14-0 (1-0)	Thornwell (22)	Chatkevicius (10)	Thornwell (7)	---	Thornwell (3)	7,556
1/9/16	Vanderbilt *	W	69-65	15-0 (2-0)	Thornwell (19)	Thornwell/Carrera (8)	Notice (4)	3 with 1	Chatkevicius (2)	15,055 (paid)
1/13/16	at Alabama *	L	73-50	15-1 (2-1)	Carrera (14)	Carrera (10)	Notice/McKie (3)	3 with 1	4 with 1	12,443
1/16/16	Missouri *	W	81-72	16-1 (3-1)	Thornwell (22)	Chatkevicius/Dozier (7)	Thornwell (4)	Chatkevicius/Kacinas (2)	Thornwell (3)	15,389 (paid)
1/19/16	at Ole Miss *	W	77-74 (OT)	17-1 (4-1)	Carrera (19)	Chatkevicius (10)	Thornwell (6)	3 with 1	Stroman (2)	7,427
1/23/16	at Tennessee *	L	78-69	17-2 (4-2)	Carrera (22)	Carrera (8)	Notice (5)	Chatkevicius/Silva (1)	Silva (3)	13,928
1/26/16	Miss. State *	W	84-74	18-2 (5-2)	Carrera (34)	Carrera (15)	3 with 3	Carrera (3)	Notice (3)	12,764 (paid)
1/30/16	Alabama *	W	78-64	19-2 (6-2)	Carrera (20)	Carrera (11)	Carrera/Kacinas (3)	Silva (3)	Carrera/Stroman (2)	18,000 (paid)
2/2/16	at Georgia *	L	69-56	19-3 (6-3)	Thornwell (18)	Thornwell (11)	Dozier/Notice (3)	Carrera (3)	3 with 1	6,427
2/6/16	at #8 Texas A&M	W	81-78	20-3 (7-3)	Thornwell (25)	Thornwell/Silva (6)	Thornwell (9)	Gregory (1)	Thornwell (3)	11,240

% - Paradise Jam (Columbia, S.C.) | \$ - Paradise Jam (St. Thomas, USVI) | ^ - Game played at Bon Secours Arena (Greenville, S.C.) | & - Hall of Fame Shootout (Mohegan Sun Arena/Uncasville, Conn.) | * indicates SEC contest

2015-16 GAME-BY-GAME STARTING LINEUPS

OPPONENT, RESULT	GUARD	GUARD	FORWARD	FORWARD	FORWARD
Norfolk State, W	Dozier	Thornwell	Carrera	Kacinas	Chatkevicius
Oral Roberts, W	Dozier	Thornwell	Carrera	Kacinas	Chatkevicius
vs. DePaul, W	Dozier	Thornwell	Carrera	Kacinas	Chatkevicius
vs. Hofstra, W	Dozier	Thornwell	Carrera	Kacinas	Chatkevicius
vs. Tulsa, W	Dozier	Thornwell	Carrera	Kacinas	Chatkevicius
Lipscomb, W	Dozier	Thornwell	Carrera	Kacinas	Chatkevicius
Western Carolina, W	Dozier	Thornwell	Carrera	Kacinas	Chatkevicius
USF, W	Dozier	Thornwell	Carrera	Kacinas	Chatkevicius
Drexel, W	Dozier	Thornwell	Carrera	Kacinas	Chatkevicius
at Clemson, W	Dozier	Thornwell	Carrera	Kacinas	Chatkevicius
vs. St. John's, W	Dozier	Thornwell	Carrera	Kacinas	Chatkevicius
Francis Marion, W	Dozier	Thornwell	Carrera	Kacinas	Chatkevicius
Memphis, W	Dozier	Thornwell	Carrera	Kacinas	Chatkevicius
at Auburn, W	Dozier	Thornwell	Carrera	Kacinas	Chatkevicius
Vanderbilt, W	Dozier	Thornwell	Carrera	Kacinas	Chatkevicius
at Alabama, L	Dozier	Thornwell	Carrera	Kacinas	Chatkevicius
Missouri, W	Dozier	Thornwell	Carrera	Kacinas	Chatkevicius
at Ole Miss, W	Dozier	Thornwell	Carrera	Kacinas	Chatkevicius
at Tennessee, L	Dozier	Thornwell	Carrera	Kacinas	Chatkevicius
Mississippi State, W	Dozier	Thornwell	Carrera	Kacinas	Chatkevicius
Alabama, W	Dozier	Thornwell	Carrera	Kacinas	Silva
at Georgia, L	Dozier	Thornwell	Carrera	Kacinas	Silva
at #8/8 Texas A&M, W	Dozier	Thornwell	Carrera	Kacinas	Silva

EXHIB. - CAROLINA 71, ALLEN 43
NOV. 8, 2015/COLONIAL LIFE ARENA

COLUMBIA, S.C. - The South Carolina men's basketball team held its lone exhibition game of the 2015-16 season on Sunday at Colonial Life Arena, posting a 71-43 win over Allen University. The Gamecocks jumped out to an early 17-4 lead thanks to a strong defensive effort, which held Allen scoreless for the first 5:59 of the contest. The Gamecocks held a 36-21 advantage at the break, stretching the lead to 20 in the second half on their way to the win.

At halftime of the contest, both teams remained on the court and the nine victims of the Emanuel AME Church shooting and their families were honored in a ceremony at mid-court. Nine people were killed during a Bible study session at the Emanuel AME Church in Charleston on June 17, 2015.

Carolina jumped on the Yellow Jackets early, scoring the game's first 12 points capped off by an Eric Cobb layup. Allen, however, wouldn't go away, and a 3-pointer by Latroy Strong cut the lead to 27-19 with 6:03 to go in the half. The Gamecocks would regroup and close the half on a 9-2 run, holding Allen scoreless for the final 3:54 to establish their lead at the break.

A four-point play by junior guard Sindarius Thornwell early in the second half pushed the lead to 20 and the Gamecocks never looked back. South Carolina forced 21 Allen turnovers and held the Yellow Jackets to 27.1 percent from the floor. Carolina also dominated the boards 69-28, with three Gamecocks pulling down double-figure rebounds, led by Cobb's 14.

Thornwell led all scorers with 17 points on 6-of-9 shooting, including 3-of-6 from 3-point range, while senior forward Laimonas Chatkevicius notched a double-double with 12 points and 13 rebounds. Cobb added eight points and Marcus Stroman dished out five assists to lead the team.

EXHIBITION

Official Basketball Box Score -- Game Totals -- Final Statistics
Allen University vs South Carolina
11/8/15 4 p.m. ET at Columbia, S.C. (Colonial Life Arena)

Allen University 43 • 2-2

Table with columns: #, Player, FG, 3-PT, Rebounds, PF, TP, A, TO, Blk, Stl, Min. Includes player stats for Marshall, Wade, McCord, Dix, Jones, Harris, Man, Fitzgerald, Johnson, Smith, Wilson, Drummer, Strong, Doby, and Team.

FG % 1st Half: 7-28 25.0% 2nd Half: 9-31 29.0% Game: 16-59 27.1%
3FG % 1st Half: 5-12 41.7% 2nd Half: 17-37 45.9% Game: 8-29 27.6%
FT % 1st Half: 2-8 25.0% 2nd Half: 1-10 10.0% Game: 3-18 16.7%

South Carolina 71 • 0-0

Table with columns: #, Player, FG, 3-PT, Rebounds, PF, TP, A, TO, Blk, Stl, Min. Includes player stats for Chatkevicius, Carrera, Silva, Thornwell, Notice, Stroman, Doby, Gregory, Blanton, Dozier, Mckie, Ragin, Cobb, Holliman, and Team.

FG % 1st Half: 14-35 40.0% 2nd Half: 14-41 34.1% Game: 28-76 36.8%
3FG % 1st Half: 4-15 26.7% 2nd Half: 4-13 30.8% Game: 8-28 28.6%
FT % 1st Half: 4-6 66.7% 2nd Half: 3-7 42.9% Game: 7-13 53.8%

Officials: John Hampton, Ted Valentine, JB Derosa
Technical fouls: Allen University-None, South Carolina-None.
Attendance: 4051

Score by periods table for Allen University and South Carolina. Allen: 1st 21, 2nd 22, Total 43. South Carolina: 1st 36, 2nd 35, Total 71.

Score tied - 0 times.
Lead changed - 0 times.

GAME 1 - CAROLINA 84, NORFOLK STATE 69
NOV. 14, 2015/COLONIAL LIFE ARENA

COLUMBIA, S.C. - The South Carolina men's basketball team grinded out a win in the opener to the 2015-16 season Saturday night, taking an 84-69 win over Norfolk State. It was the first game of the U.S. Virgin Islands Paradise Jam tournament, which will continue for Carolina in the Virgin Islands on Nov. 20 against DePaul. Four players scored in double figures for the Gamecocks, with Sindarius Thornwell and Duane Notice leading the way with 14 points apiece.

Both teams started slow from the field, missing the first eight shots combined before PJ Dozier broke the seal with a mid-range jumper in the paint. Carolina would hit its next three shots and carried a 9-2 lead into the first media timeout.

Duane Notice came in off the bench and helped to extend the early advantage, connecting on his first three attempts from 3-point range with a four-point play mixed in for good measure. His third 3 made would bring the lead up to 16-4, as the junior tallied 12 points in his first six minutes on the court.

For as fast a start the offense got off to, Carolina's patented tough defense was just as good early in the game. Norfolk State would not score for the first four minutes of action, and shot just 27 percent from the field over the first ten minutes.

The Spartans were able to narrow the deficit down the stretch thanks in part to a Gamecock field goal drought, but not enough to keep the home side from taking a 40-34 lead into the halftime break.

The Gamecocks were able to hold the lead despite just three made field goals in the final 11 minutes of the half. Free throws would carry Carolina through the lull, with the team hitting 16 from the charity stripe. Norfolk was able to chip away thanks to a late burst from 3; of the team's final five field goals made, four came from 3-point range.

The offense picked up out of the break to put Carolina back up by double digits, with Dozier and Sindarius Thornwell hitting 3s on back-to-back possessions. The Gamecocks hit 5-of-6 field goals through the opening four minutes of the second half to extend the lead to 52-41. Norfolk State would find equal success shooting the ball, however, and kept within striking distance with a 4-for-4 start on field goals.

A switch to zone by the Spartans, mixed with a full-court press, slowed the overall pace of the game down considerably, but a fast-break alley-oop from Dozier to Chris Silva woke up the crowd at Colonial Life Arena. Norfolk State continued to rely on the deep ball to cut into its deficit, making four 3s in its first eight field goals overall in the first ten minutes of the half; the fourth to make it a 61-56 game in Carolina's favor.

Carolina held the Spartans at an arm's length for much of the half, but were able to use a 7-0 run starting at the eight-minute mark to provide the cushion it would need to cruise to the win. The visitors, plagued by foul troubles all night, were particularly stung by the loss of guard Jeff Short, who averaged 19 points per game last season but fouled out with five minutes to play. In his absence, the visitors made just two of their final 12 attempts from the field as Carolina pulled away down the stretch.

GAME 1

Official Basketball Box Score -- Game Totals -- Final Statistics
Norfolk State vs South Carolina
11/14/15 7 p.m. ET at Columbia, S.C. (Colonial Life Arena)

Norfolk State 69 • 0-1

Table with columns: #, Player, FG, 3-PT, Rebounds, PF, TP, A, TO, Blk, Stl, Min. Includes player stats for Short, Butler, Bunge, Robinson, Taylor, Kelleys, Wade, Banner, Oliver, and Long.

FG % 1st Half: 9-28 32.1% 2nd Half: 10-28 35.7% Game: 19-56 33.9%
3FG % 1st Half: 5-13 38.5% 2nd Half: 6-15 40.0% Game: 11-28 39.3%
FT % 1st Half: 11-11 100.0% 2nd Half: 9-12 75.0% Game: 20-23 87.0%

South Carolina 84 • 0-0

Table with columns: #, Player, FG, 3-PT, Rebounds, PF, TP, A, TO, Blk, Stl, Min. Includes player stats for Chatkevicius, Carrera, Thornwell, Notice, Stroman, Doby, Gregory, Blanton, Dozier, Mckie, Ragin, Cobb, and Silva.

FG % 1st Half: 10-29 34.5% 2nd Half: 13-30 43.3% Game: 23-59 39.0%
3FG % 1st Half: 4-11 36.4% 2nd Half: 5-11 45.5% Game: 9-22 40.9%
FT % 1st Half: 16-20 80.0% 2nd Half: 13-22 59.1% Game: 29-42 69.0%

Officials: Olandis Poole, Joe Lindsay, Bart Lennox
Technical fouls: Norfolk State-None, South Carolina-None.
Attendance: 10623

Score by periods table for Norfolk State and South Carolina. Norfolk State: 1st 34, 2nd 35, Total 69. South Carolina: 1st 40, 2nd 44, Total 84.

Score tied - 0 times.
Lead changed - 0 times.

GAME 2 - CAROLINA 84, ORAL ROBERTS 66
NOV. 16, 2015/COLONIAL LIFE ARENA

COLUMBIA, S.C. - Headed up by a career night from senior Laimonas Chatkevicius, the South Carolina men's basketball team battered and bruised its way to an 84-66 win over Oral Roberts (1-1) Monday night. Four Gamecocks would score in double figures as the team went inside early and often to take down the Golden Eagles and move to 2-0 this season.

A thorough crashing of the boards would make the difference for the Gamecocks early, as both teams struggled from the field. The home side would gain 10 of their first 14 points on second-chance opportunities through the first 10 minutes of the game and would take a modest lead.

The opposing defenses would continue to be the star attraction of the half, with the Gamecocks' physical man-to-man countered by Oral Roberts' sagging zone. The Eagles went through almost four minutes between its first and second field goals of the game, and over five minutes between the third and fourth field goals made. Carolina would have to wait 13 minutes before being able to keep the ORU zone honest with a 3-pointer, Duane Notice broke through with a make with 7:11 to play.

Oral Roberts scored on seven straight possessions to break out of the slow start and took a 28-21 lead into the final four minutes of the opening half. South Carolina would counter with a run of its own, using 3s from Duane Notice and Sindarius Thornwell to start a 12-2 run over the final three minutes of play. Carolina carried a 33-30 lead into halftime.

Both sides would come out of the break with a revised scheme on offense, and it paid off. The two would make 8-of-14 shots in the first four minutes. Behind their senior guard Obi Emegano, the Eagles would tie the game up at 38-all, but Carolina reeled off a 19-4 run over the next five minutes to take a firm grip on the lead, 57-42.

The game-defining run was fueled by an inside-outside scoring combination of Chatkevicius and Notice; the two scored 15 of the team's first 24 points of the second half. Notice continued to excel in the sixth man role, scoring 18 points for the game, and Chatkevicius was just as effective, albeit from shorter range. The senior forward went for a career-high 27 points for the night, 19 in the final 20 minutes.

The Eagles were unable to recover from the run, due in large part to not being able to find varied options on offense. Emegano would ultimately account for 31 points -- the next-highest scorer for the visitors chipped in just 12 and no other player had more than six. An eight-minute scoring drought for him mid-way through the period would be a factor in Carolina's big run.

The Gamecocks would see the lead grow to 19, 67-48, and held a double-digit advantage for the remainder of the game. The interior depth of the Garnet and Black would be too much to bear for Oral Roberts, with Chatkevicius, Mindaugas Kacinas Michael Carrera and Eric Cobb pouring in 33 second-half points in the post.

GAME 2

Official Basketball Box Score -- Game Totals -- Final Statistics
Oral Roberts vs South Carolina
11/16/15 7:30 p.m. ET at Columbia, S.C. (Colonial Life Arena)

Oral Roberts 66 • 1-1

Table with columns: #, Player, FG, 3-PT, Rebounds, PF, TP, A, TO, Blk, Stl, Min. Includes player stats for Brandon Conley, Albert Owens, Aaron Anderson, Jalen Bradley, Obi Emegano, Aaron Young, DaQuan Jeffries, Kris Martin, Chris Crawford, Terance, and Team.

FG % 1st Half: 9-20 45.0% 2nd Half: 13-31 41.9% Game: 22-51 43.1%
3FG % 1st Half: 0-2 0.0% 2nd Half: 4-12 33.3% Game: 4-14 28.6%
FT % 1st Half: 12-13 92.3% 2nd Half: 6-10 60.0% Game: 18-23 78.3%

South Carolina 84 • 0-0

Table with columns: #, Player, FG, 3-PT, Rebounds, PF, TP, A, TO, Blk, Stl, Min. Includes player stats for Chatkevicius, Carrera, Kacinas, Thornwell, Dozier, Stroman, Doby, Gregory, Blanton, Notice, Mckie, Justin, Cobb, and Silva.

FG % 1st Half: 11-35 31.4% 2nd Half: 18-38 47.4% Game: 29-73 39.7%
3FG % 1st Half: 3-11 27.3% 2nd Half: 4-10 40.0% Game: 7-21 33.3%
FT % 1st Half: 8-10 80.0% 2nd Half: 11-17 64.7% Game: 19-27 70.4%

Officials: Pat Adams, Ron Groover, Jeffrey Clark
Technical fouls: Oral Roberts-TEAM, South Carolina-None.
Attendance: 9640

Score by periods table for Oral Roberts and South Carolina. Oral Roberts: 1st 30, 2nd 36, Total 66. South Carolina: 1st 33, 2nd 51, Total 84.

Score tied - 7 times.
Lead changed - 4 times.

GAME 3 - CAROLINA 76, DEPAUL 61
NOV. 20, 2015/ST. THOMAS, USVI

ST THOMAS, USVI - Behind a career high 23 points from senior forward Mindaugas Kacinas, the South Carolina men's basketball team (3-0) posted a 76-61 victory over DePaul (1-2) in the opening round of the U.S. Virgin Islands Paradise Jam in St. Thomas on Friday night. Kacinas posted his first-career 20-point outing, behind a 10-of-15 effort from the free throw line and a 6-of-13 mark from the floor. The Gamecocks played solid defensively against the Blue Demons, holding DePaul to 36.5 percent from the floor, including 21.4 percent from 3-point range.

South Carolina jumped out to a 9-3 lead on a lay-in from junior guard Sindarius Thornwell and pushed the advantage to 16-9 on a two-handed dunk from classmate Duane Notice. Both teams struggled from the free throw line early, but DePaul clawed back and tied the contest at 16 on a made 3-point bucket and a pair of jumpers in the lane from Rashaun Stimmage.

Kacinas carried the Gamecocks to halftime, scoring seven of the final 17 points, including five from the free throw line. Thornwell added four points during the final stretch and Notice beat the buzzer with a 3 from the corner to give Carolina a nine-point lead at the break, 37-28.

An off-balance tip-in and make from the foul line for Kacinas with 14:32 remaining in the contest saw the Gamecock lead grow to 15 at 49-37. The Blue Demons continued to chip away at the Carolina advantage, however, and pulled to within five on a pair of free throws from Myke Henry at the eight-minute mark.

Thornwell connected on a pair of makes from the line and senior forward Laimonas Chatkevicius and freshman guard PJ Dozier connected on consecutive lay-ups to push the Gamecock lead back to 14 with 6:22 remaining. The Blue Demons would not get closer than 13 the rest of the way, and the Gamecocks secured the 76-61 win.

GAME 4 - CAROLINA 94, HOFSTRA 84
NOV. 22, 2015/ST. THOMAS, USVI

ST THOMAS, USVI - The South Carolina men's basketball team found itself in a shootout Sunday night, taking on a veteran Hofstra team in the semifinal of the Paradise Jam. The Pride came in fresh off an upset of Florida State and gave the Gamecocks all they could handle, but a season-best performance from the Garnet and Black offense would be too much to account for in a 94-84 win. Carolina (4-0) would see all five of its starters score 12 points or more, and the interior offense was a strong point all night long.

Despite the 10:30 p.m. local time tip, the offenses would be wide-awake early on. The Gamecocks enjoyed a 6-of-10 start overall from the field, but the Pride (3-1) countered with four 3s in the first five minutes to take a 14-13 lead into the first media timeout. A 13-2 run for Carolina in the ensuing four minutes of action would open the game up to 26-16. Facing a size disadvantage, Hofstra would settle for 3s but would not be able to maintain its hot start. A four-minute scoring drought starting from the 14:27 mark would help dig the early hole.

Hofstra would not go quietly, rediscovering its range to hang in down the stretch in the first half. Guard Juan'ya Green connected on five of his first six 3-point attempts and accounted for 19 of the team's first 32 points through the first 15 minutes of action. His fifth 3 brought the Gamecock lead down to six, 38-32. The lead would get all the way down to two, 41-39, but the Gamecocks scored the final five points of the half to take the 46-39 advantage into the break.

Mindaugas Kacinas would stay keyed in offensively, scoring 14 points in the first half to lead Carolina. Green would finish with 22 points for Hofstra. The Pride bombed in 18 3-point attempts in the first 20 minutes, hitting on eight. That long-distance commitment would hurt them inside, as the Gamecocks enjoyed a plus-10 rebounding margin and a 20-6 advantage in points in the paint.

During the halftime break, the lights in the UVI Sports & Fitness Center would malfunction due to a power surge, but the referees determined enough light was on the court to resume the game. Neither team would seem to mind, connecting on three shots apiece in the first three minutes of action. A pair of 3s from Ameen Tankley would keep the first-half narrative alive for Hofstra, who attempted just five two-point field goals in the first eight minutes of the second half.

Hofstra would hit its sixth 3 of the first nine minutes of action to take just its second lead of the game at 65-64. The Pride would start 6-of-9, but a Duane Notice 3 would give Carolina the lead back. Despite the shower of 3s, Carolina weathered the storm with an efficient offense that saw contributions from all over the lineup. PJ Dozier would have his best game yet as a Gamecock, scoring seven of his season-best 12 points in the second half, including a perfect 3-3 from the field in the half. The freshman added nine rebounds as well.

A 3 from Brian Bernardi cut Carolina's lead to 74-72 with seven minutes to play, but a 3 from Dozier and back-to-back scoring possessions from Chris Silva would help the Gamecocks extend back out to an 83-72 lead. It would ultimately be a 12-0 run for Carolina, as Hofstra would go 4-22 without a point to see its upset attempt wilt down the stretch. The Pride would kick up the pressure in the final two minutes of regulation, but a pair of dunks from Michael Carrera out of press-breaks would keep the game well out of reach.

GAME 5 - CAROLINA 83, TULSA 75
NOV. 23, 2015/ST. THOMAS, USVI

ST THOMAS, USVI - The South Carolina men's basketball team will be coming home with a new addition to the trophy case Tuesday, after winning the 2015 Paradise Jam in convincing fashion Monday with a 83-75 win over Tulsa (4-1). Five Gamecocks would reach double figures, and a fast start would play a big role in moving the team's record now to 5-0. Sindarius Thornwell was named the tournament's MVP, and Mindaugas Kacinas would join him as an All-Tournament honoree.

The offense showed no hangover from a semifinal game the night before that featured 178 combined points. The Gamecocks started the game out on a 12-2 run in the first three minutes of play, punctuated by a 3 from Sindarius Thornwell. Tulsa cut the lead to 12-8, but Carolina went off again with another 17-4 run from there to go up 29-12 through the first 12 minutes of the game. The fast start was thanks in part to an 11-of-16 start from the field for Carolina, including all four 3-point attempts.

A veteran Tulsa team would not panic, though, and were able to chip away and got the deficit back down to single digits by the half-time break, 38-29. The Gamecock defense forced eight turnovers in the period and held the Golden Hurricanes to 31 percent from the field (9-of-29). Mindaugas Kacinas and Michael Carrera each had six points and five rebounds, Laimonas Chatkevicius led the team with nine points.

The Gamecocks hit their first four shots coming out of the half-time break and extended the lead back up to 14, 48-34, just three minutes into the half. Tulsa came back strong with a 14-4 run in less than four minutes to set a more tense tone that would carry through the remainder of the game. Tulsa's Shaquille Harrison was the comeback catalyst, scoring 15 of his team-high 20 points in the second half, and the Hurricanes would keep hanging around down the final ten minutes of action. Carolina was able to push the lead back up to ten on three different occasions, but could never pull away like it had in the first half.

After a pair of free throws from Chatkevicius pushed the lead up to 76-66 with three minutes to go, Tulsa would make its final push. James Woodard converted a three-point play with 2:30 to go to make it 76-69, then hit a pair of free throws with 34 seconds to bring it to five, 80-75. That would ultimately be the Hurricane's final points, as the Gamecocks made 3-of-4 free throws after Tulsa fouls to stop the clock, leading to the 83-75 final.

GAME 3



Official Basketball Box Score - Game Totals - Final Statistics
DePaul vs South Carolina
 11/20/15 7:10 p.m.AST at St. Thomas, U.S. Virgin Islands

DePaul 61 • 1-2

##	Player	Total	3-Ptr			Rebounds			PF	TP	A	TO	Bk	Stl	Min
			FG-FGA	FG-FGA	FT-FTA	Off	Def	Total							
03	STIMAGE, Rashaun	f	2-4	0-0	0-0	0	1	4	4	0	0	1	0	15	
04	HENRY, Myke	f	2-6	0-1	2-2	3	2	5	4	6	0	4	1	20	
02	HAMILTON IV, Tommy	c	1-6	0-2	1-4	1	5	6	3	0	2	0	0	23	
05	GARRETT, Billy	g	2-6	0-2	7-7	0	2	2	11	4	2	0	0	29	
11	CAIN, Eli	g	2-10	0-1	1-2	3	3	6	2	5	1	0	0	17	
00	CURRINGTON, RJ	g	1-1	0-0	0-1	0	0	0	2	2	0	0	0	3	
01	WOOD, Derrick	g	5-11	1-4	3-4	0	2	2	4	14	0	1	2	25	
10	MOLIARI, David	g	0-0	0-0	0-0	0	0	0	0	0	0	0	0	1	
12	PHILLIPS, Develle	g	0-0	0-0	0-2	0	0	0	0	0	0	0	0	2	
13	DOLINS, Cory	g	0-0	0-0	0-0	0	0	0	0	0	0	0	0	1	
15	SIMPSON, Aaron	g	2-6	2-4	0-0	1	2	3	1	6	4	2	0	24	
23	GAZI, Erten	g	1-1	0-0	2-2	0	1	1	1	4	0	2	0	9	
25	BARRY, Umar	g	0-0	0-0	0-0	0	0	0	0	0	0	0	0	2	
30	RYCKOSCH, Peter	g	1-1	0-0	3-5	2	2	4	2	5	0	1	0	20	
33	HANEL, Joe	g	0-0	0-0	1-2	0	0	2	4	1	0	0	0	9	
	Team					0	3	3							
Totals			19-52	3-14	20-31	10	23	37	61	9	15	2	4	200	

FG % 1st Half:	9-23 39.1%	2nd Half:	10-29 34.5%	Game:	19-52 36.5%	Deadbll	
3FG % 1st Half:	2-9 22.2%	2nd Half:	1-5 20.0%	Game:	3-14 21.4%	Rebounds	
FT % 1st Half:	8-12 66.7%	2nd Half:	12-19 63.2%	Game:	20-31 64.5%		7.3

South Carolina 76 • 3-0

##	Player	Total	3-Ptr			Rebounds			PF	TP	A	TO	Bk	Stl	Min
			FG-FGA	FG-FGA	FT-FTA	Off	Def	Total							
14	CHATKEVICIUS, L.	f	3-11	1-1	1-2	3	2	5	3	7	0	1	1	0	23
24	CARRERA, Michael	f	2-3	1-1	2-2	2	5	7	3	7	4	1	0	0	27
25	KACINAS, Mindaugas	f	6-13	1-5	10-15	4	5	9	2	23	1	2	0	33	
00	THORNWELL, Sindarius	g	4-10	0-1	2-3	3	7	10	3	10	3	3	0	31	
15	DOZIER, PJ	g	3-6	0-0	1-2	1	1	2	2	7	0	2	0	14	
01	STROMAN, Marcus	g	2-6	1-3	2-2	2	3	5	2	7	0	1	0	18	
02	DOBY, Raymond	g	0-0	0-0	0-0	0	0	0	3	0	1	0	0	1	
04	GREGORY, Jamall	g	0-0	0-0	0-0	0	0	0	0	0	0	0	0	1	
10	NOTICE, Duane	g	3-8	2-2	3-4	1	2	2	11	3	1	0	1	23	
20	MCKIE, Justin	g	0-0	0-0	0-0	0	1	1	0	0	0	0	0	8	
23	COBB, Eric	g	0-0	0-0	0-0	0	3	3	0	0	0	0	0	10	
30	SILVA, Chris	g	1-3	0-0	2-4	0	2	2	4	4	1	1	0	18	
	Team					2	1	3							
Totals			24-60	5-13	23-34	16	27	43	27	76	11	12	4	200	

FG % 1st Half:	12-28 42.9%	2nd Half:	12-32 37.5%	Game:	24-60 40.0%	Deadbll	
3FG % 1st Half:	3-7 42.9%	2nd Half:	2-6 33.3%	Game:	5-13 38.5%	Rebounds	
FT % 1st Half:	10-17 58.8%	2nd Half:	13-17 76.5%	Game:	23-34 67.6%		5

Officials: Les Jones, Nathan Farrell, Justin Porterfield
 Technical fouls: DePaul-None. South Carolina-None.
 Attendance: 200
 2015 Paradise Jam Men's Basketball, Presented by Basketball Travelers

Score by periods	1st	2nd	Total	In	Off	2nd	Fast	Bench
DePaul	28	33	61	22	12	11	6	32
South Carolina	37	39	76	33	11	19	9	22

Fast FG - DPU 2nd-00:44, SC 2nd-04:07
 Largest lead - DPU None, SC by 16 2nd-11:19.
 DPU led for 00:00. SC led for 38:50. Game was tied for 01:10.
 Score tied - 2 times.
 Lead changed - 0 times.

GAME 4



Official Basketball Box Score - Game Totals - Final Statistics
Hofstra vs South Carolina
 11/22/15 10:30p.m.AST at St. Thomas, U.S. Virgin Islands

Hofstra 84 • 3-1

##	Player	Total	3-Ptr			Rebounds			PF	TP	A	TO	Bk	Stl	Min
			FG-FGA	FG-FGA	FT-FTA	Off	Def	Total							
02	TANKLEY, Ameen	f	7-13	4-7	0-2	0	3	3	18	3	1	1	0	32	
11	GUSTYS, Rokas	f	0-1	0-0	2-4	2	4	6	3	2	0	0	0	25	
12	KOON, Denton	f	3-7	1-2	0-0	1	2	3	4	7	4	1	0	23	
01	GREEN, Juan'ya	g	7-15	6-13	8-10	0	2	2	3	28	7	5	0	39	
04	BERNARDI, Brian	g	5-7	4-6	0-0	0	2	2	0	14	1	2	0	35	
00	NICHOLS, Malik	g	1-5	1-3	0-0	0	1	1	5	3	0	2	0	22	
03	WRIGHT-FOREMAN, J.	g	2-3	0-1	0-0	0	2	2	1	4	0	1	0	9	
04	BUJE, Desure	g	3-4	1-2	1-1	0	0	0	2	8	1	3	0	13	
04	WALKER, Andre	g	0-0	0-0	0-0	0	0	0	0	0	0	0	0	2	
	Team					3	1	4							
Totals			28-55	17-34	11-17	6	17	23	21	84	16	14	2	200	

FG % 1st Half:	13-30 43.3%	2nd Half:	15-25 60.0%	Game:	28-55 50.9%	Deadbll	
3FG % 1st Half:	8-18 44.4%	2nd Half:	9-16 56.3%	Game:	17-34 50.0%	Rebounds	
FT % 1st Half:	5-10 50.0%	2nd Half:	6-7 85.7%	Game:	11-17 64.7%		2.1

South Carolina 94 • 4-0

##	Player	Total	3-Ptr			Rebounds			PF	TP	A	TO	Bk	Stl	Min
			FG-FGA	FG-FGA	FT-FTA	Off	Def	Total							
14	CHATKEVICIUS, L.	f	8-14	0-0	1-3	3	2	5	1	17	1	0	3	28	
24	CARRERA, Michael	f	7-11	2-2	1-2	1	3	4	3	17	1	2	0	27	
25	KACINAS, Mindaugas	f	9-10	0-1	0-1	2	3	5	3	18	1	2	0	31	
00	THORNWELL, Sindarius	g	4-8	0-2	6-8	1	8	9	1	14	6	0	0	33	
15	DOZIER, PJ	g	5-10	2-6	1-1	4	5	9	3	12	2	3	0	26	
01	STROMAN, Marcus	g	0-1	0-0	0-0	1	0	1	4	2	0	0	1	15	
10	NOTICE, Duane	g	2-7	1-2	2-2	1	0	1	0	7	3	0	1	25	
23	COBB, Eric	g	1-2	0-0	0-0	0	0	0	1	2	0	0	0	4	
30	SILVA, Chris	g	1-5	0-0	5-6	3	3	2	7	7	0	2	0	11	
	Team					2	2	4							
Totals			37-68	5-9	15-23	18	23	41	18	9					

**GAME 6 - CAROLINA 92, LIPSCOMB 76
NOV. 27, 2015/COLONIAL LIFE ARENA**

COLUMBIA, S.C. - South Carolina's men's basketball team wound up its record to 6-0 Friday afternoon in its return to the Colonial Life Arena, pulling away from Lipscomb (3-5) by a score of 92-76. The Gamecocks could seemingly not miss from inside, and received double-digit scoring efforts from six different players.

Lipscomb entered the day with one of the most 3-point-reliant offenses in the country, and it would lean on that strength throughout the first half, ultimately making six in the first half. South Carolina would do what it does best too -- get the ball inside and take advantage of a deep post rotation. The Gamecocks would score 34 points in the paint in the first half, with Mindaugas Kacinas (nine points) and Laimonas Chatkevicius (six points) converting 7-of-8 field goal attempts combined.

The game would be tied at 19-all through the first eight minutes of action, but the Gamecocks were able to get some breathing room behind a 7-0 run in just 36 seconds. A technical foul on the Bisons would be sandwiched by a missed shot and a turnover to enable the run. Carolina would enjoy a two-possession lead for the final 11 minutes of the half, ending on a 6-0 run to take its largest lead of the day before halftime, 51-40.

With the two offenses making 50 percent of their field goals in the half, it would be Carolina's defense that would provide the difference. Turnovers forced by the backcourt players would lead to easy baskets in transition; four different Gamecock guards recorded two steals apiece in the first half and Lipscomb would ultimately turn the ball over 15 times in the 20-minute period. Those turnovers would directly lead to 16 points, 12 coming out of the fast break.

The Bisons made their first four field goals out of the intermission, and after a three-point play from Eli Pepper the visitors would cut the deficit to 62-57. The Gamecocks would hit the gas pedal again to keep a comfortable pace, taking a 9-0 run in the following three minutes to take their biggest lead so far. Lipscomb missed nine straight shots during Carolina's run, and finished the game 9-of-36 from the field after 4-of-4 start.

A pass-first mentality continued to serve the Gamecocks in the second half, the team recorded assists on nine of the first ten field goals made after a first half where 14 of 23 field goals came with assists as well. Carolina's lead would grow as large as 20 with five minutes to go, with a barrage of all over the court offensively. Six different players would score in double figures for the Gamecocks on the afternoon, led again by Chatkevicius (with 17). Lipscomb went scoreless for the final three minutes of regulation and finished the half shooting 32.5 percent compared to Carolina's 53.8.

**GAME 7 - CAROLINA 76, WESTERN CAROLINA 53
NOV. 30, 2015/COLONIAL LIFE ARENA**

COLUMBIA, S.C. - The South Carolina men's basketball team used a tough interior defense to locked down its most emphatic win of the 2015-16 season Monday night, beating Western Carolina (2-4) 76-53. Mindaugas Kacinas went for a double-double to help the Gamecocks move to 7-0 for the season despite a slow start, they are now one win off matching their best start in 12 years.

The Gamecocks committed six turnovers in just over a three-minute stretch to open the game, limiting them to just six points total through the first six minutes of the opening half. Three of Western Carolina's first four field goals came from 3-point range, and the visitors took a 13-12 lead into the under-12 media timeout. Carolina would ultimately turn the ball over 14 times in the first half, but allowed WCU to score just six points off them.

Western Carolina would extend its lead out to five, 20-15, but the Gamecocks stole back some valuable momentum before the under-eight timeout thanks to a 3 from Michael Carrera and a lay-in from Eric Cobb to tie it back up at 20-all. In all, the Catamounts committed turnovers on four straight possessions after taking their five-point lead, letting the Gamecocks quickly tie the game back up.

That 5-0 spurt before the timeout would stretch way out to 19-0 over seven minutes, but it would be a slow build as the Gamecocks hit just 5-of-14 field goals in the run. Much of the damage would be done at the free throw line, where Carolina made seven. The Catamounts would miss seven straight field goal attempts and committed six turnovers before a 3 from Deriece Parks broke the ice. Carrera would be a bright spot offensively for Carolina, scoring all nine of his first-half points in this span.

The Gamecocks carried a 37-28 lead into halftime, holding Western Carolina to 29 percent from the floor. Most of the damage from the visitors would be from beyond the arc, as they would make six 3s. On two-point field goals alone, WCU made just 3-of-15 attempts in the first half.

In keeping with a blueprint that has worked throughout the first month of the season, a bruising interior defense coupled with an efficient offense through the paint would help South Carolina run away and hide from any threatening second-half runs by Western Carolina. The Gamecocks would commit just two turnovers through the first 15 minutes of the second half, while forcing seven from the opposition.

A big reason for the Gamecocks pulling away in the final 20 minutes would be their effectiveness in converting turnovers into points. Despite forcing 10 turnovers in the first half, Carolina scored just four points off the extra possessions. In the second half, 10 more turnovers from WCU would be used to score 14 points.

Offensively, seven different players would record a field goal in the second half. Kacinas paced the team with nine second-half points to finish with a game-high 20; the reigning SEC Player of the Week chipped in ten rebounds as well for his second double-double of the season. The team was able to work in all seven of its newcomers in the final five minutes, with Jamall Gregory recording his first points and John Ragin his first minutes as Gamecocks. The Catamounts would be held in check from inside the arc again in the second half, converting just 5-of-20 two-point attempts. Joining Kacinas in double figures for the night were Carrera (16) and Sindarius Thornwell (10).

**GAME 8 - CAROLINA 81, USF 63
DEC 5, 2015/COLONIAL LIFE ARENA**

COLUMBIA, S.C. - The South Carolina men's basketball program matched its best start in 12 years thanks to a dominant first-half effort Saturday afternoon against South Florida (2-7). The Gamecocks won 81-63 behind a season-high 19 points from Michael Carrera, surviving a bumpy second half to move to 8-0 this season.

Despite matching up with perhaps their most physical opponent of the season to date, the Gamecocks went to their bread and butter early, slashing to the basket to take a 16-2 lead just five minutes into the game, forcing a timeout. Of those 16 points, 12 would come in the paint and six came off the fast break. South Carolina shot 78 percent to USF's 14, and had a 7-1 advantage in rebounds leading up to the USF timeout.

Carolina would not relent after the timeout, extending the run all the way out to 24-2 before USF broke a seven-minute scoring drought with a basket at the 12:03 mark of the first half. The Bulls made a switch to a 2-3 zone defense and would find more success at slowing down the drives, but would not find as easy of a solution on offense and didn't reach double digits until the 8:45 mark.

On the back of an 8-0 run to end the first half, the Gamecocks went into the break with their largest lead of the afternoon at 53-22. Carolina would see three different players reach double figures in scoring, led by 13 from Sindarius Thornwell. As a team, the Garnet and Black shot 61 percent from the field (20-33) and scored 19 points off 12 USF turnovers.

The lead would expand to 36, 61-25, but the Bulls would respond with a 17-2 run over the next four minutes thanks to a 1-of-7 field goal slump from Carolina. The key for USF would be rebounding, as it enjoyed a 20-7 margin on the boards that allowed it to out-score Carolina by 13 points through the first 12 minutes of the second half.

The first-half domination by the Gamecocks would be too much to recover from for USF, despite a complete turnaround of fortunes. The Bulls could get no closer than 13, with the Gamecocks leaning on nine second-half points from Carrera to hold down the fort. The defense held USF without a field goal for the final 4:09 of the game to secure the team's fourth straight win by 15 points or more.

GAME 6



Official Basketball Box Score - Game Totals - Final Statistics
Lipscomb vs South Carolina
11/27/15 7 p.m. ET at Columbia, S.C. (Colonial Life Arena)

Lipscomb 76 • 3-5

#	Player	Total			3-Ptr			Rebounds			PF	TP	A	TO	Blk	Stl	Min
		FG	FGA	FT	FTA	FG	FGA	FT	FTA	Off							
22	PEPPER, ELI	f	3-4	0-0	1-3	4	5	4	7	3	2	0	0	0	0	19	
33	WISHON, DAVID	c	1-1	0-0	0-0	0	0	0	4	2	0	1	2	1	2	14	
02	WILLIAMS, JOSH	g	8-14	5-7	0-0	3	0	3	21	0	4	0	0	1	22		
04	MORAN, NATHAN	g	4-11	2-8	2-2	0	3	3	2	12	8	4	0	1	26		
12	HAMPTON, JC	g	0-4	1-3	1	1	2	1	1	4	4	0	0	1	16		
01	MILLER, CAM	g	2-3	1-1	3-4	0	0	0	1	8	1	0	1	1	16		
11	DIVALL, ASA	g	0-1	0-0	0-0	0	0	0	0	0	1	0	1	0	2	5	
14	MATHEWS, GARRISON	g	3-11	3-7	0-0	0	1	1	9	1	0	0	0	0	20		
21	SMITH, CHARLES	g	0-7	0-0	0-0	0	0	0	0	0	0	0	0	0	2	2	
32	KORN, AARON	g	2-5	0-2	0	1	4	5	2	4	0	0	0	0	15		
32	WISHON, BRETT	g	3-8	2-6	2-2	1	4	5	1	10	2	1	0	2	25		
55	BRAMMEIER, GEORGE	g	1-2	0-0	0-0	0	1	1	5	2	1	0	0	0	7		
	Team					3	1	4									
	Totals		27-68	13-35	9-14	10	19	29	24	76	18	18	3	8	200		

FG % 1st Half:	14-28 50.0%	2nd Half:	17-40 42.5%	Game:	27-68 39.7%	Deadball	
3FG % 1st Half:	6-11 54.5%	2nd Half:	7-24 29.2%	Game:	13-35 37.1%	Rebounds	
FT % 1st Half:	6-9 66.7%	2nd Half:	3-5 60.0%	Game:	9-14 64.3%		4.2

South Carolina 92 • 6-0

#	Player	Total			3-Ptr			Rebounds			PF	TP	A	TO	Blk	Stl	Min
		FG	FGA	FT	FTA	FG	FGA	FT	FTA	Off							
14	CHATKEVICIUS, L	f	7-7	0-0	3-3	1	2	3	3	17	1	2	1	1	1	34	
24	CARRERA, Michael	f	4-6	2-3	3-3	1	3	4	13	1	3	1	3	3	21		
25	KACINAS, Mindaugas	f	7-10	0-1	1-2	2	4	6	2	15	0	1	1	0	30		
00	THORNWELL, Sindarius	g	0-5	0-3	2-4	0	5	5	2	6	4	0	0	0	23		
15	DOZIER, PJ	g	5-11	1-3	0-2	2	4	6	2	11	5	4	1	2	30		
02	DOBY, Raymond	g	0-1	0-0	0-0	0	1	1	0	0	0	0	0	0	2		
04	GREGORY, Jamall	g	0-0	0-0	0-0	0	0	0	0	0	0	0	0	0	2		
05	BLANTON, TeMarcus	g	0-0	0-0	0-0	0	0	0	1	0	1	0	0	0	5		
10	NOTICE, Duane	g	1-6	2-6	4-5	2	3	5	2	16	5	0	1	3	24		
20	MCKIE, Justin	g	3-6	0-3	0-0	0	1	2	6	5	0	0	0	0	19		
23	COBB, Eric	g	0-0	0-0	0-0	0	1	1	0	0	0	0	0	0	2		
30	SILVA, Chris	g	3-4	0-0	6-8	2	5	7	1	12	1	2	2	0	18		
	Team					2	2	4									
	Totals		34-66	5-19	19-27	12	31	43	19	92	24	17	7	12	200		

FG % 1st Half:	20-40 50.0%	2nd Half:	14-26 53.8%	Game:	34-66 51.5%	Deadball	
3FG % 1st Half:	3-12 25.0%	2nd Half:	2-7 28.6%	Game:	5-19 26.3%	Rebounds	
FT % 1st Half:	8-13 61.5%	2nd Half:	11-14 78.6%	Game:	19-27 70.4%		7.1

Officials: Lee Cassell, Tony Henderson, Glenn Tullit
Technical fouls: Lipscomb-WILLIAMS, JOSH. South Carolina-None.
Attendance: 8793

Score by periods	1st	2nd	Total
Lipscomb	40	36	76
South Carolina	51	41	92

	In	Off	2nd	Fast
Points	Paint	T/O	Chance	Break
LIP	28	13	9	9
SC	30	18	13	13

Last FG - LIP 2nd-02:57, SC 2nd-02:05
Largest lead - LIP by 3 at 1:15:53, SC by 28 2nd-05:09
LIP led for 04:10, SC led for 34:22, Game was tied for 01:28.

Score tied - 2 times
Lead changed - 10 times.

GAME 7



Official Basketball Box Score - Game Totals - Final Statistics
Western Carolina vs South Carolina
11/30/15 7 p.m. ET at Columbia, S.C. (Colonial Life Arena)

Western Carolina 53 • 2-4

#	Player	Total			3-Ptr			Rebounds			PF	TP	A	TO	Blk	Stl	Min
		FG	FGA	FT	FTA	FG	FGA	FT	FTA	Off							
04	Torrion Brummitt	f	3-10	1-2	0-0	1	5	6	4	7	0	6	1	0	0	28	
23	Nustin Browning	f	2-6	1-0	0-0	1	3	4	4	5	0	0	1	1	2	29	
02	Mike Brown	g	2-12	2-5	4-4	3	4	7	2	10	2	4	1	4	29		
03	Rhett Harrison	g	5-13	4-10	0-0	0	3	3	1	14	2	0	0	1	30		
11	Habboubacar Mutombo	g	0-2	0-1	0-0	0	0	0	1	0	2	0	0	0	15		
01	Elijah Dughey	g	2-8	1-5	0-0	1	3	4	4	5	4	2	0	1	16		
05	Devlin Peterson	g	0-0	0-0	0-0	0	1	1	0	1	0	1	0	0	11		
12	Marc Gosselin	g	1-3	0-1	0-0	1	2	3	0	2	1	0	0	0	18		
13	Deriece Parks	g	2-7	1-5	0-0	0	0	0	1	5	1	1	0	2	14		
22	Jesse Deloach	g	0-2	0-0	0-0	2	1	3	0	0	0	0	0	0	5		
24	Ashley Williams	g	2-4	1-2	0-0	1	1	2	0	5	0	1	0	0	5		
	Team					2	1	3									
	Totals		19-67	11-32	4-4	12	24	36	17	53	13	20	3	10	200		

FG % 1st Half:	6-16 37.5%	2nd Half:	10-36 27.8%	Game:	19-67 28.4%	Deadball	
3FG % 1st Half:	4-4 100.0%	2nd Half:	0-0 0.0%	Game:	4-4 100.0%	Rebounds	
FT % 1st Half:	4-4 100.0%	2nd Half:	0-0 0.0%	Game:	4-4 100.0%		1

South Carolina 76 • 7-0

#	Player	Total			3-Ptr			Rebounds			PF	TP	A	TO	Blk	Stl	Min
		FG	FGA	FT	FTA	FG	FGA	FT	FTA	Off							
14	CHATKEVICIUS, L	f	3-7	0-0	0-0	1	4	5	2	6	1	2	1	0	0	21	
4-7	CARRERA, Michael	f	4-7	3-4	5-5	0	2	2	1	16	2	2	2	2	26		
25	KACINAS, Mindaugas	f	6-11	2-2	2-2	5	6	11	1	20	0	0	1	1	26		
00	THORNWELL, Sindarius	g	3-12	2-6	2-2	2	6	8	0	10	3	3	0	2	25		
15	DOZIER, PJ	g	0-3	0-1	0-0	1	3	3	0	2	0	0	0	0	12		
01	STROMAN, Marcus	g	0-2	0-0	1-2	0	3	3	0	1	3	3	1	4	21		
02	DOBY, Raymond	g	0-0	0-0	0-0	0	0	0	0	0	0	0	0	0	4		
04	GREGORY, Jamall	g	1-2	0-0	0-0	1	1	2	0	2	0	2	0	0	7		
05	BLANTON, TeMarcus	g	0-2	0-0	0-0	0	0	0	0	1	0	1	0	0	7		
10	NOTICE, Duane	g	3-6	1-4	0-0	0	0	2	7	0	2	0	0	0	12		
20	MCKIE, Justin	g	0-3	0-1	1-2	0	0	0	1	1	4	0	0	0	10		
21	RAGIN, John	g	0-1	0-0	0-0	0	1	1	0	0	0	0	0	0	2		
23	COBB, Eric	g	2-4	0-0	0-2	1	0	1	0	4	0	1	0	0	10		
30	SILVA, Chris	g	2-3	0-0	5-10	4	7	11	2	9	0	1	2	0	15		
31	HOLLMAN, Jarrell																

GAME 9 - CAROLINA 79, DREXEL 54
DEC. 15, 2015/COLONIAL LIFE ARENA

COLUMBIA, S.C. - The South Carolina men's basketball team is 9-0 for the first time in 44 years, after a big second half carried it to a 79-54 win over Drexel (1-7) Tuesday night. Freshman PJ Dozier led the team with 16 points, and the team poured in 47 second-half points to put away a game that was tight throughout the first half.

The Gamecocks' 6-2 lead to start the game was soon solved by fouls and turnovers, most notably two offensive fouls on Laimonas Chatkevicius in just three minutes of action. The Dragons took over a 9-6 lead after four minutes of action after using a 7-0 run in a span of just under two minutes and would carry the lead for the most of the next 10 minutes of play. The lead was helped in large part by a 3-of-3 start from 3-point range and a 50 percent field goal percentage in the first nine minutes of play.

Chris Silva helped keep the fans at Colonial Life Arena excited, first with a big block to deny a fast-break dunk, then later with a dunk of his own to cut the deficit to 17-15. Drexel would build its largest lead at 21-15, but Carolina earned the lead back down the stretch thanks to a lockdown at both ends of the court.

Immediately after going down by six, the Gamecocks went on an 11-0 run in the next three minutes to flip the scoreboard with a 26-21 advantage. It was punctuated by a 3-pointer from Chatkevicius, forcing Drexel into a timeout with 5:18 to go. For those remaining five minutes, the two teams combined for just a 3-of-13 effort from the floor and the Gamecocks were able to hold on for a 32-28 lead at halftime.

After a 6-of-12 start from the field, Drexel converted just 3-of-14 (21 percent) the rest of the way but still hit four 3s to keep within striking distance. Most of Carolina's damage would be done at the line, the Gamecocks attempted just two fewer free throws than field goals in the first half, thanks in large part to 14 fouls called on the Dragons. PJ Dozier alone would convert 9-of-13 at the charity stripe to lead the team in scoring at 13.

The Gamecocks scored nine points in the final 5:18 of the 1st half, but needed just the first 63 seconds of the second half to score another nine and take control of the game. Extra passes on the team's first two possessions led to wide-open 3s from Mindaugas Kacinas and Sindarius Thornwell, and Dozier converted a three-point play on the very next possession to force a timeout.

Faced with its largest deficit of the game at 43-28, Drexel continued a cold streak that plagued it in the final 10 minutes of the first half. The visitors went without a made field goal for the first five minutes of the second half, missing on its first 10 attempts and also coming up empty on three free throw tries.

The Dragons would get on the board with a basket at the 14:40 mark, but foul trouble up and down the lineup kept them from putting out a consistent rotation on the floor. Despite facing a Drexel full-court press for most of the half, the Gamecocks seemed to be unfazed and passed their way to a number of easy transition baskets and soon found themselves ahead by 20, 61-41, with eight minutes still to play.

The lead would peak at 25 on the game's final basket, a TeMarcus Blanton 3-pointer. All told, the Gamecocks shot 67 percent in the second half and spread the wealth on offense. Seven different players would score five points or more, led by six apiece from Blanton, Chatkevicius and Thornwell.

GAME 10 - CAROLINA 65, CLEMSON 59
DEC. 18, 2015/GREENVILLE, S.C.

GREENVILLE, S.C. - It was a game fitting of a historic rivalry, as the Gamecock men's basketball team held off Clemson (7-4) Friday night in their first true road game of the season, 65-59. The win helped Carolina improve to 10-0, its best start since 1933-34, but it would take all 40 minutes for it to be decided.

Early nerves would lead to a slow start for the rivals, a Clemson 6-0 run helped it take a 10-7 lead six minutes in, with the Gamecocks struggling from the field with a 3-of-11 start.

Carolina got its first two-possession lead on the back of a personal 5-0 run by Mindaugas Kacinas, helping plant the seed for what would become a momentum-changing stretch for the visitors. He broke a 14-all tie with a three-point play, then following with a layup on the next possession to make it a 19-14 game with nine minutes to play in the half after the Tigers had gone up 13-9 just three minutes earlier.

A pair of 3-pointers from Michael Carrera extended the total run out to 16-1, forced a Clemson timeout and got the Gamecock-laden crowd at Bon Secours Wellness Arena in an uproar. In total, the Gamecocks would stretch the run out to 24-1 behind eight-straight made field goals, which compounded the Tiger's drought of 12-straight misses.

The highlight of the run would undoubtedly be Sindarius Thornwell's three-point play off a dunk that shook loose the dust from the arena's rafters. The run would last over eight minutes in total and helped Carolina take a 41-25 lead at halftime.

Clemson would hit just 5-of-18 two-point field goals and were out-scored 18-6 in the paint for the half, and the Gamecocks also enjoyed a ten-rebound advantage through the first 20 minutes. Eric Cobb would play big minutes off the bench with Carrera and Chris Silva in foul trouble early; the freshman led the team with four rebounds in the half.

The Tigers came out with comeback on their mind in the second half, and used a 7-0 run to cut into single digits before a 3-pointer from Duane Notice put the score at 48-36 at the first media timeout. Notice's 3s would be key for helping Carolina overcome a Clemson zone that was successfully stagnating the offense for the majority of the second half.

Despite relying heavily on 3-pointers to try and cut into the deficit, it would actually be Clemson's post scorers that made the difference as it continued to claw back into the game. Through the first 14 minutes of the second half, Clemson hit 6-of-8 two-pointers compared to just 4-of-11 on 3s. Baskets on four-straight possessions would get the Tigers within four, 57-53, with six minutes still to play.

Kacinas would snap a three-minute scoring drought for Carolina on a high-low pass from Laimonas Chatkevicius into the heart of the Clemson 2-3 zone, sending the Gamecocks into the final media timeout with a 59-55 lead. That would score held tight for over four minutes, with Carolina still vexed by Clemson's zone, and the Tigers unable to score against the Gamecock's physical man-to-man.

Coming down to the final 90 seconds of regulation, it would be the free throw line that the rivalry game would be decided. Each side missed the front end of a 1-and-1 at the line, but a turnover off an errant pass forced Clemson to foul and put Carrera at line to try and add critical points to the tenuous lead.

The senior swished both attempts, bringing an end to 4:04 minutes without a point from either team and gave Carolina a 61-55 lead with 22 seconds to play. A forced-up 3 by the Tigers would be rebounded by PJ Dozier, who added two more free throws and iced away the game.

GAME 11 - CAROLINA 75, ST. JOHN'S 61
DEC. 22, 2015/UNCAVILLE, CONN.

UNCAVILLE, CT. - The South Carolina Gamecock men's basketball team ran its season record to 11-0 Tuesday night, defeating St. John's 75-61. The game was played at Mohegan Sun Arena as part of the Naismith Memorial Basketball Hall of Fame Shootout. Led by a season-best performance from Duane Notice, the Gamecocks overcame an early deficit to earn their first win ever against the Red Storm (7-6).

St. John's would shoot its way out to an early lead, and held it for most of the first ten minutes of the game. The early advantage would grow to six, 13-7, before the Gamecocks clicked into tempo on offense. A 5-of-7 stretch from the 13:44 mark until 9:25 would turn that six-point deficit into Carolina's first lead of the day, 20-18. Duane Notice accounted for seven of the team's first 16 points and finished with 14 in the first half on a perfect 5-of-5 performance from the floor.

Carolina's defense would also find its feet for a key stretch, holding St. John's without a made basket for 6:28, allowing the Gamecocks to reel off a 15-1 run and take their biggest lead so far at 31-19. The Johnnies came off the mat for six-straight baskets following the cold spell and got into single digits before the buzzer at 40-34. Despite a 3-of-10 success rate from 3-point range, St. John's more than made up for it with an 11-of-16 clip from inside.

The hot streak to end the first half would not carry over for the Red Storm, as a pair of early turnovers pushed Carolina's lead back into the double digits and forced a timeout just a minute into the half. The lead would get no closer than eight points for the Gamecocks, who slowly would pull permanently into a double-digit lead for the final nine minutes of the game.

Michael Carrera would lead the way down the stretch, scoring eight points with seven rebounds in his 15 minutes of action in the second half. Laimonas Chatkevicius added seven second-half points to push him into double figures for the game, his first game with 10 or more points since Nov. 27 against Lipscomb. Behind 14 second-half turnovers forced and 20 points in the paint, South Carolina would push the lead up to 18 before settling on the final margin.

GAME 9



Official Basketball Box Score - Game Totals - Final Statistics
Drexel vs South Carolina
12/15/15 7 p.m. ET at Columbia, S.C. (Colonial Life Arena)

Drexel 54 • 1-7

#	Player	Total		3-Ptr		Rebounds		PF	TP	A	O	Blk	Stl	Min
		FG	FGA	FG	FGA	FT	FTA							
24	Williams, Rodney	4	0	0	0	0	0	0	0	0	0	0	0	3
32	Abif, Kazembe	0	7	1	0	0	1	3	4	2	9	0	1	23
11	Allen, Taven	6	18	2	7	4	0	1	1	4	18	4	5	38
12	Allen, Terrell	2	3	0	0	0	0	1	1	5	4	3	3	19
13	London, Rashann	1	4	1	3	1	2	0	0	3	4	1	1	28
02	Mojica, Sammy	5	12	3	6	0	0	2	2	1	13	2	2	34
05	Williams, Austin	1	3	0	0	2	4	6	5	1	0	1	0	11
15	Bah, Mohamed	1	3	0	0	2	6	3	3	4	0	0	1	16
03	Cartwright, Andrew	0	0	0	0	0	0	0	0	0	0	0	0	3
35	Myles, Tyshawn	0	5	0	0	1	2	3	5	1	1	0	0	25
	Team		1		1		2							
Totals		19	55	7	17	9	19	6	16	22	28	54	11	3

FG % 1st Half: 9-26 34.6% 2nd Half: 10-29 34.5% Game: 19-55 34.5%
3FG % 1st Half: 4-8 50.0% 2nd Half: 3-9 33.3% Game: 7-17 41.2%
FT % 1st Half: 6-10 60.0% 2nd Half: 3-9 33.3% Game: 9-19 47.4%

South Carolina 79 • 9-0

#	Player	Total		3-Ptr		Rebounds		PF	TP	A	O	Blk	Stl	Min
		FG	FGA	FG	FGA	FT	FTA							
14	CHATKEVICIUS, L.	4	5	1	2	0	1	2	3	9	1	3	3	21
4	CARRERA, Michael	4	6	0	2	3	0	3	4	10	0	2	1	19
25	KACINAS, Mindaugas	2	2	1	1	0	1	0	2	3	5	0	1	11
00	THORNWELL, Sindarius	4	8	2	3	4	1	3	4	13	5	1	0	28
15	DOZIER, PJ	3	6	0	16	0	4	0	16	3	1	0	0	24
01	STROMAN, Marcus	0	1	0	0	2	4	1	1	2	2	2	1	16
02	DOBY, Raymond	0	0	0	0	0	0	0	0	0	0	0	0	3
04	GREGORY, Jamall	0	0	0	0	1	2	0	0	1	1	0	1	3
03	BLANTON, TeMarcus	2	2	2	2	0	1	1	0	6	0	0	0	3
10	NOTICE, Duane	2	6	0	3	1	2	1	2	5	2	0	1	19
20	MCKIE, Justin	1	4	0	1	2	3	1	0	0	0	0	0	11
23	COBB, Eric	0	1	0	0	0	0	4	2	0	0	1	1	12
30	SILVA, Chris	3	5	0	3	4	2	5	7	9	1	3	2	30
	Team		1		4		5							
Totals		25	46	6	12	23	39	8	33	41	19	14	15	9

FG % 1st Half: 9-22 40.9% 2nd Half: 16-24 66.7% Game: 25-46 54.3%
3FG % 1st Half: 1-5 20.0% 2nd Half: 5-7 71.4% Game: 6-12 50.0%
FT % 1st Half: 13-20 65.0% 2nd Half: 10-19 52.6% Game: 23-39 59.0%

Officials: Lee Cassell, Jamie Luckie, James Breeding
Technical fouls: Drexel-None, South Carolina-None.
Attendance: 8481

Score by periods	1st	2nd	Total
Drexel	28	26	54
South Carolina	32	47	79

Last FG - DREXEL 2nd-01:03, SC 2nd-00:32
Largest lead - DREXEL by 6 1st-08:23, SC by 25 2nd-00:32
DREXEL led for 10:09, SC led for 29:33. Game was tied for 00:18.

GAME 10



Official Basketball Box Score - Game Totals - Final Statistics
South Carolina vs Clemson
12/18/15 7:00 PM at Greenville, SC (BSW Arena)

South Carolina 65 • 10-0

#	Player	Total		3-Ptr		Rebounds		PF	TP	A	O	Blk	Stl	Min
		FG	FGA	FG	FGA	FT	FTA							
14	CHATKEVICIUS, L.	1	2	0	0	2	3	4	2	4	1	1	0	20
24	CARRERA, Michael	5	9	2	3	2	4	2	6	3	14	1	1	27
25	KACINAS, Mindaugas	4	10	1	2	1	0	4	4	10	2	0	0	37
00	THORNWELL, Sindarius	2	10	1	6	3	3	6	9	2	8	3	2	31
15	DOZIER, PJ	5	8	1	2	1	5	6	2	13	1	2	0	27
01	STROMAN, Marcus	0	1	0	0	0	1	1	0	2	0	0	0	10
10	NOTICE, Duane	3	10	3	7	1	2	0	2	10	1	1	0	23
20	MCKIE, Justin	1	1	0	0	0	1	0	1	0	2	0	0	8
23	COBB, Eric	2	2	0	0	0	2	3	5	2	4	0	1	11
30	SILVA, Chris	0	0	0	0	0	1	1	2	0	2	0	1	6
	Team		3		2		5							
Totals		23	53	8	19	11	14	28	42	65	12	16	3	200

FG % 1st Half: 15-27 55.6% 2nd Half: 8-26 30.8% Game: 23-53 43.4%
3FG % 1st Half: 6-10 60.0% 2nd Half: 2-9 22.2% Game: 8-19 42.1%
FT % 1st Half: 5-7 71.4% 2nd Half: 6-7 85.7% Game: 11-14 78.6%

Clemson 59 • 7-4

#	Player	Total		3-Ptr		Rebounds		PF	TP	A	O	Blk	Stl	Min
		FG	FGA	FG	FGA	FT	FTA							
05	BLOSSOMGAME, Jaron	7	14	0	0	3	4	6	5	11	3	17	0	1
16	JRANTHAM, Donte	6	14	4	9	0	1	5	6	3	16	3	1	33
00	DIJITE, Avry	1	1	0	0	2	3	2	1	3	4	0	0	11
12	HOLMES, Sidny	2	7	0	3	0	1	2	3	4	4	2	5	28
20	ROPER, Jordan	4	14	2	8	0	0	0	0	2	10	5	3	37
10	DEVOC, Gabe	2	7	2	5	0	1	0	1	1	6	0	0	19
11	HUDSON, Josh	0	0	0	0	0	0	1	0	0	0	0	0	8
2	SMITH, Tych	3	3	0	1	0	3	2	5	0	0	0	0	6
35	NNOKO, Landry	1	3	0	0	1	1	2	3	3	2	1	0	25
	Team		0		2		2							
Totals		23	63	8	26	5	19	14	28	59	11	10	8	200

FG % 1st Half: 9-31 29.0% 2nd Half: 14-32 43.8% Game: 23-63 36.5%
3FG % 1st Half: 4-13 30.8% 2nd Half: 4-13 30.8% Game: 8-26 30.8%
FT % 1st Half: 3-6 50.0% 2nd Half: 2-3 66.7% Game: 5-9 55.6%

Officials: Michael Stephens, Patrick Adams, Alfred Smith
Technical fouls: South Carolina-None, Clemson-None.
Attendance: 14446

Score by periods	1st	2nd	Total
South Carolina	41	24	65
Clemson	25	34	59

GAME 12 - CAROLINA 78, FRANCIS MARION 56
DEC. 30, 2015/COLONIAL LIFE ARENA

COLUMBIA, S.C. - The South Carolina men's basketball team took the court at Colonial Life Arena for the first time in over two weeks, hosting Francis Marion Wednesday night. The Gamecocks shook off some early rust and ran off to a 78-56 win against the Patriots. Chris Silva led the team with a season-high 13 points and all 15 members of the team would see action in the win. It is Carolina's 12th-straight win, matching its longest win streak since the 1996-97 campaign.

Carolina connected on just one of its first six shots from the floor, but both teams would struggle offensively in the opening eight minutes of action. A 3-pointer from Francis Marion cut South Carolina's lead to just three 12-9, at the 11:15 mark of the first half, but the visitors missed their next seven field goal attempts. The Gamecocks would heat up down the home stretch of the half, scoring 21 of their 38 total points in the final 6:18, shooting 7-of-9 as a team in that span.

Chris Silva and Duane Notice scored 10 points apiece to lead the team, with Silva providing a pair of highlight-reel slam dunks in the process. Eight different players scored for the Gamecocks in the first half. The Patriots finished just 6-of-30 from the field in the half, but were able to force South Carolina into 10 turnovers and recorded seven offensive rebounds to counter a slow half offensively.

The home side pushed the lead up to 25 early on in the second half, 53-28, and held on to a 20-point advantage for the remainder of the game. The lead would allow head coach Frank Martin to look to his talented reserves to get some valuable playing time. Ten players would come off the bench for the team and nine of them scored at least two points. Despite relying almost exclusively on its freshmen, the South Carolina offense put up 40 points in the second half to seal the big win.

GAME 13 - CAROLINA 86, MEMPHIS 76
JAN. 2, 2016/COLONIAL LIFE ARENA

COLUMBIA, S.C. - The #24/20 South Carolina Gamecocks earned another signature win Saturday night, opening 2016 with a thrilling 86-76 win over Memphis (9-4). Sindarius Thornwell scored a season-high 18 points and Michael Carrera went for his second double-double in the last three games to lead Carolina to 13-0, its longest win streak since 1969-70. In a game that featured 17 ties and 13 different lead changes, senior leadership and depth proved to be the difference for the home side.

The game was emotionally charged from the first minute of action, but it translated into a reckless game that effected both teams. Nine combined fouls were called in the first three minutes of the game, putting a pair of starters on the bench for the Gamecocks with PJ Dozier and Laimonas Chatkevicius. Carolina would hold an early 9-7 lead thanks to a Chris Silva three-point play, but Memphis would soon answer back.

A 7-0 run from the visitors staked them to their largest lead of the night at 14-9 with 13:48 to play. A Duane Notice 3-pointer would soon tie the game back up at 16-16, but Carolina missed some extra opportunities to take a firm advantage and the lead bounced back and forth for the final ten minutes of the half. A 9-0 run for the Gamecocks in the final four minutes would push their lead as high as six, 39-33, but the Tigers tied it up for halftime on a last-second 3 from Ricky Tarrant.

Neither side was able to adjust to the physicality during the run of play, leading to a carousel of shooters at the free throw line all night. In total, the two teams combined for 68 fouls and 99 free throws in the game. Michael Carrera led the team through the first 20 minutes with 12 points and five rebounds, highlighted by a pair of 3s to fire up an already-stoked crowd of 13,035 at Colonial Life Arena. As a team, though, South Carolina shot just 33 percent from the floor.

The offenses remained chilly from the floor as the second half got underway, but Memphis would warm up just enough to grab an early 50-46 lead. The Gamecocks started just 3-of-15 from the floor through the first eight minutes, compounded by four missed free throws in that same stretch. Carolina was able to tie up the game back up, and would take a 61-59 lead after a pair of free throws by Notice, but neither team would enjoy much of any breathing room as the half wore on.

Memphis' offense would not extend past the free throw line for most of the final 20 minutes, as it shot just 23 percent from the floor in the second half but did make 16-of-19 at the line. The Tigers went over nine minutes without a field goal until a goaltending call gave them a make with 5:35 to go. By then, though, Carolina had built up a two-possession lead at 70-63 and started to wear into the opposition's depth with fouls.

In all, five Tigers would foul out and the Gamecocks were able to salt away the game with free throws. A pair of made attempts by Duane Notice with 11 seconds to play gave the Garnet and Black its largest lead of the game, the final margin of 86-76, and also set a new program record for both free throws made and attempted, with 46 and 63, respectively. The win closes out the team's first undefeated non-conference schedule since the 1933-34 team.

GAME 14 - CAROLINA 81, AUBURN 69
JAN. 5, 2016/AUBURN ARENA

AUBURN, ALA. - An active defense in the first half would prove to be the difference as the #22/20 South Carolina Gamecocks opened the SEC season with a road win at Auburn Tuesday night, 81-69. Sindarius Thornwell kept a hot hand, leading the team with 22 points while Laimonas Chatkevicius added his first double-double of the season with 12 points and 10 rebounds.

The Tigers (7-6, 1-1 SEC) held an early advantage, but the Gamecocks (14-0, 1-0) soon found success getting into the passing lanes and went off on a 12-0 run to take an 18-9 lead six minutes in. In that stretch, Auburn turned the ball over four times and missed a pair of shots, while Thornwell took advantage by scoring seven of those 12 points on his own. He would finish the half with 13 points thanks to a trio of 3-pointers, he and Duane Notice combined to connect on 6-of-9 3s in the half.

South Carolina's defense would harass Auburn relentlessly, forcing 15 turnovers in the first half that led to 23 of the Gamecocks' 43 points. The visitors took a 43-30 lead into the break, the lowest first-half scoring output from the Tigers this season.

Both sides kept sending it in from 3 to start the half, hitting three apiece in the first three minutes of the second half. Auburn made a concerted effort to limit turnovers, committing just six in the final 20 minutes, but the Gamecocks would turn to a high efficiency half-court offense to hold off any rallies.

Auburn could get no closer than six in the second half, as South Carolina shot 55 percent from the field and 79 percent at the free throw line. For the game the Garnet and Black shot an even 50 percent, the fifth time overall this season.

A lead that grew as large as 18 in the first half was whittled down to six, 63-57, with 7:30 to play but the Gamecocks responded with a 7-0 to push it back to double figures for the rest of the game. Chatkevicius put an exclamation mark on the modest but crucial run with a three-point play on a thunderous dunk in transition.

Head coach Frank Martin leaned on his veterans for the second half, giving his juniors and seniors 83 of the 100 possible minutes of playing time. Sophomore Marcus Stroman would play like a vet in the second half, finding success as distributor and slasher for the offense. He made it to the line, hitting all six free throw attempts, and added a layup in his 12 second-half minutes. For the second game in a row, free throws late in the game sealed the win -- South Carolina hit 7-of-8 in the final 3:36 to push the lead out of reach.

GAME 12

Official Basketball Box Score - Game Totals - Final Statistics
Francis Marion vs South Carolina
12/30/15 7 p.m. ET at Columbia, S.C. (Colonial Life Arena)

Francis Marion 56 • 7-4

##	Player	Total		3-Ptr		Rebounds			PF	TP	A	T	Bk	Stl	Min
		FG	FGA	FG	FGA	Off	Def	Tot							
20	PARKER, Brandon	0-1	0-0	0-0	0-0	0	0	0	1	0	0	0	0	1	9
2	ALEXANDER, Judah	2-8	0-0	2-7	6	3	9	4	6	1	2	2	1	2	33
34	BRYANT, Alex	0-1	0-0	0-0	0	1	3	0	0	2	1	0	1	0	10
02	BROWNING, Detrek	6-14	2-7	0-2	3	5	8	3	14	2	4	0	1	35	
31	TALKO, Nick	2-5	0-2	0-0	0	8	1	4	1	3	1	1	1	24	
03	DAVIS JR., Mike	5-13	4-10	3-5	0	1	1	5	17	0	2	0	2	23	
05	FENNER, Alante	2-9	0-3	9-10	1	3	4	4	13	1	5	0	1	22	
21	NUAJI, Samson	0-0	0-0	0-0	0	0	0	1	0	0	0	0	0	2	
24	JEROME, David	0-0	0-0	1-1	3	1	4	5	0	1	0	1	2	14	
32	HARRIS, Mykel	1-8	0-1	0-0	2	1	3	1	2	0	0	0	0	17	
40	JACKSON, Kenneth	0-1	0-0	0-0	1	2	1	0	2	0	0	1	1	11	
Team		1-2		1		1		1		1		1		11	
Totals		18-60	6-23	14-25	17	25	42	29	56	7	22	4	10	200	

FG % 1st Half: 6-30 20.0% 2nd half: 12-30 40.0% Game: 18-60 30.0%
3FG % 1st Half: 1-9 12.5% 2nd half: 5-15 33.3% Game: 6-23 26.1%
FT % 1st Half: 7-13 53.8% 2nd half: 7-12 58.3% Game: 14-25 56.0%

South Carolina 78 • 12-0

##	Player	Total		3-Ptr		Rebounds			PF	TP	A	T	Bk	Stl	Min
		FG	FGA	FG	FGA	Off	Def	Tot							
14	CHATKEVICIUS, L.	0-1	0-0	0-0	1	2	3	0	0	1	1	1	0	11	
24	CARRERA, Michael	2-8	1-5	0-0	0	2	2	2	5	3	0	1	0	16	
25	KACINAS, Mindaugas	5-8	1-1	1-2	0	5	2	12	0	2	1	0	24		
00	THORNWELL, Sindarius	2-5	1-4	2-2	1	2	3	2	7	4	2	0	22		
15	DOZIER, PJ	3-8	0-4	0-0	1	1	3	6	1	2	1	5	22		
01	STROMAN, Marcus	0-0	0-0	2-2	0	2	2	0	2	0	2	0	0	12	
02	DOBY, Raymond	2-5	0-0	4-8	3	1	4	0	8	0	0	0	7		
04	GREGORY, Jamall	0-6	1-4	1-2	1	2	3	1	6	3	0	0	14		
05	BLANTON, TeMarcus	2-2	0-1	2-2	2	1	3	1	2	0	0	0	6		
10	NOTICE, Duane	3-9	2-7	1-2	0	0	1	10	1	0	0	2	18		
20	MCKIE, Justin	1-3	1-1	0-0	0	2	1	3	1	0	0	1	9		
21	RAGIN, John	1-1	0-0	0-0	0	0	0	0	2	0	0	0	2		
32	COBB, Eric	1-1	0-0	3-7	4	3	7	0	2	2	1	0	16		
30	SILVA, Chris	5-7	0-0	3-3	3	3	6	5	13	1	2	3	21		
31	HOLLIMAN, Jarrell	0-0	0-0	0-0	0	0	0	0	0	0	0	0	2		
Team		3-3		0		0		0		0		0		2	
Totals		27-64	8-27	16-30	18	29	47	18	78	16	16	8	13	200	

FG % 1st Half: 14-28 50.0% 2nd half: 13-36 36.1% Game: 27-64 42.2%
3FG % 1st Half: 3-14 21.4% 2nd half: 5-13 38.5% Game: 8-27 29.6%
FT % 1st Half: 7-14 50.0% 2nd half: 9-16 56.3% Game: 16-30 53.3%

Officials: Joe Lindsay, Olanis Poole, Lamar Simpson
Technical fouls: Francis Marion-None. South Carolina-None.
Attendance: 10401

Score by periods	1st	2nd	Total
Francis Marion	20	36	56
South Carolina	38	40	78

Last FG - FMU 2nd-00:00, SC 2nd-00:12. Score tied - 0 times.
Largest lead - FMU None, SC by 25-13:08. Lead changed - 0 times.
FNU led for 00:00. SC led for 39:46. Game was tied for 07:14.

GAME 13

Official Basketball Box Score - Game Totals - Final Statistics
Memphis vs South Carolina
12/16 6 p.m. ET at Columbia, S.C. (Colonial Life Arena)

Memphis 76 • 9-4

##	Player	Total		3-Ptr		Rebounds			PF	TP	A	T	Bk	Stl	Min
		FG	FGA	FG	FGA	Off	Def	Tot							
00	BURRELL, Trahson	1-7	0-2	0-0	0	6	6	5	2	2	1	2	0	21	
02	GOODWIN, Shaq	3-10	0-0	7-7	3	6	9	5	13	1	5	1	2	25	
14	LAWSON, K.J.	0-3	0-1	1-2	0	1	5	1	1	2	1	1	0	19	
10	MARTIN, Jeremiah	2-5	2-2	4-7	0	2	3	10	1	0	0	0	21		
20	TARRANT JR., Ricky	3-11	2-5	12-12	2	2	4	20	1	2	0	1	36		
01	LAWSON, Dedic	2-7	1-3	1-2	1	1	2	5	6	1	4	3	19		
03	WOODSON, Avery	4-10	3-9	3-3	0	1	1	4	0	1	4	0	26		
05	CRAWFORD, Markel	3-7	0-0	2-3	1	6	7	5	8	1	0	1	23		
15	JOHNSON, Kedren	0-0	0-0	0-0	0	0	0	1	0	0	0	0	2		
30	MARSHALL, Nick	1-1	0-0	0-0	1	0	1	4	2	0	0	0	7		
42	MCOWELL, Jake	0-0	0-0	0-0	0	0	0	0	0	0	0	0	1		
Team		3-2		5		2		5		2		5		20	
Totals		19-61	8-22	30-36	11	27	38	41	76	8	15	9	7	200	

FG % 1st Half: 11-27 40.7% 2nd half: 8-34 23.5% Game: 19-61 31.1%
3FG % 1st Half: 6-10 60.0% 2nd half: 1-2 16.7% Game: 8-22 36.4%
FT % 1st Half: 14-17 82.4% 2nd half: 16-19 84.2% Game: 30-36 83.3%

South Carolina 86 • 13-0

##	Player	Total		3-Ptr		Rebounds			PF	TP	A	T	Bk	Stl	Min
		FG	FGA	FG	FGA	Off	Def	Tot							
14	CHATKEVICIUS, L.	2-6	0-1	5-6	3	3	6	4	9	0	2	0	13		
24	CARRERA, Michael	4-11	2-3	6-9	5	6	11	4	16	1	3	1	0	28	
25	KACINAS, Mindaugas	2-7	0-3	4-4	1	4	5	1	8	1	2	2	36		
00	THORNWELL, Sindarius	4-8	1-3	9-14	1	5	6	3	18	2	2	3	36		
15	DOZIER, PJ	3-7	0-1	1-4	0	2	2	3	7	2	0	2	15		
01	STROMAN, Marcus	0-1	0-0	5-8	0	2	2	3	5	2	0	2	19		
04	GREGORY, Jamall	1-1	0-0	0-1	1	1	2	0	0	0	0	0	3		
10	NOTICE, Duane	1-8	1-6	12-12	0	6	6	2	15	3	1	0	33		
20	MCKIE, Justin	0-0	0-0	0-0	0	0	0	0	0	0	0	0	1		
32	COBB, Eric	0-0	0-0	0-0	0	0	0	2	0	0	0	0	3		
30	SILVA, Chris	1-8	0-0	4-7	4	3	7	6	0	0	0	0	13		
Team		4-3		7		3		7		3		7		200	
Totals		18-57	4-17	46-63	18	35	53	27	86	9	13	7	7	200	

FG % 1st Half: 10-30 33.3% 2nd half: 8-27 29.6% Game: 18-57 31.6%
3FG % 1st Half: 4-13 30.8% 2nd half: 0-4 0.0% Game: 4-17 23.5%
FT % 1st Half: 18-24 75.0% 2nd half: 28-39 71.8% Game: 46-63 73.0%

Officials: Pat Adams, John Hampton, Marc Ellard
Technical fouls: Memphis-None. South Carolina-None.
Attendance: 13035

Score by periods	1st	2nd	Total
Memphis	42	34	76
South Carolina	42	44	86

Last FG - MEM 2nd-02:03, SC 2nd-03:06. Score tied - 17 times.
Largest lead - MEM by 5:18-13:48, SC by 10:20-00:11. Lead changed - 13 times.
MEM led for 1

GAME 15 - CAROLINA 69, VANDERBILT 65
JAN. 9, 2016/COLONIAL LIFE ARENA

COLUMBIA, S.C. - The #22/20 South Carolina Gamecocks are 2-0 to start the SEC season for the first time since 2010, but had to overcome its biggest test of the season Saturday afternoon against Vanderbilt (8-7, 0-3 SEC). The team had to erase an eight-point deficit in the second half, but Sindarius Thornwell led the way again and hit a major career milestone while guiding the team to a 69-65 win over the Commodores.

Vanderbilt took hold of the lead in its first possession and would hold on for the first 28 minutes of action, starting the game on an 8-0 burst. After weathering the initial blow, the Gamecocks (15-0, 2-0 SEC) would play the Commodores even for the rest of the first half, never letting the lead grow into double figures.

Mindaugas Kacinas led the team with 10 points in the first half, which helped to counter a 13-point performance from Vandy's Riley LaChance. South Carolina had a number of chances to take the lead over the final five minutes of the first half, but weren't able to string together enough stops and scores to get over the hump. Both sides would shoot nearly identical percentages, but Vanderbilt's 5-2 advantage in made 3-pointers helped give it a 38-35 halftime lead.

A quick 5-0 start out of the break from Vanderbilt put the comeback hopes on hold for Carolina, but the Gamecocks turned up the heat on defense and continued to chip away at the deficit. Their efforts would pay off with a jumper by Laimonas Chatkevicius that tied the game at 49 with 11:31 to go in regulation, followed by a jumper on the ensuing possession from PJ Dozier that gave the team its first lead of the day.

The 'Dores would go ice cold from the field just six minutes into the second half, hitting just one field goal in 17 attempts in a stretch that spanned from the 14:08 mark until making two of four in the final 40 seconds when the game was already out of reach. South Carolina countered with an 8-of-18 success rate in that same period to take control, pushing its lead as high as seven in the final minutes of the game.

The Gamecocks looked to Sindarius Thornwell to lead them to victory, and the veteran guard would do that and more. With his first points of the second half, coming on a jumper at 12:51 on the clock, the junior passed 1,000 career points, becoming the 42nd player in program history to reach the milestone. He would not rest on that achievement, scoring a team-high 11 points in the half including a critical period in the final three minutes where he scored seven straight points on his own to keep the Carolina lead at two possessions.

Thornwell's final two points would give the home side a 67-61 lead with just 36 seconds to play, and the Gamecocks were able to hold off any counter attacks and secure just the second win over Vanderbilt in the last eight meetings.

GAME 15



Official Basketball Box Score - Game Totals - Final Statistics
Vanderbilt vs South Carolina
 1/9/16 3 p.m. ET at Columbia, S.C. (Colonial Life Arena)

Vanderbilt 65 • 8-7, 0-3 SEC

#	Player	Total FG-FGA	3-Ptr FG-FGA	FT-FTA	Rebounds			PF	TP	A TO	Blk	Stl	Min	
					Off	Def	Tot							
37	KORNET, Luke	1-9	2-9	2-2	0	4	4	2	8	0	2	4	0	32
11	ROBERTSON, Jeff	1-7	0-2	5-7	3	3	6	1	7	3	2	0	1	33
20	JONES, Damian	5-6	0-0	2-3	2	4	6	5	12	1	1	3	0	16
05	FISHER-DAVIS, Matthe	0-1	0-1	0-0	0	1	1	0	0	0	0	0	0	7
13	LACHANCE, Riley	6-16	3-7	0-0	0	4	4	3	15	1	1	0	1	34
00	JUSTICE, Camron	0-1	0-0	0-0	0	1	1	0	0	0	0	0	0	4
02	TOYE, Joe	1-2	0-0	3-4	1	2	3	2	5	0	1	0	1	16
04	BALDWIN IV, Wade	3-13	0-2	7-11	2	3	5	13	4	3	0	2	0	30
14	JOSEPHS, Carter	0-0	0-0	0-0	0	0	0	0	0	0	0	0	0	1
24	CRESSLER, Nolan	1-3	0-2	0-0	1	3	4	5	2	1	0	0	0	19
40	HENDERSON, Josh	1-3	0-0	1-2	1	1	2	3	0	1	0	0	0	8
	Team				2	2	4							
Totals		20-61	5-24	20-29	12	24	36	25	65	10	11	7	5	200

FG % 1st Half: 14-34 41.2% 2nd Half: 6-27 22.2% Game: 20-61 32.8%
 3FG % 1st Half: 5-15 33.3% 2nd Half: 0-9 0.0% Game: 5-24 20.8%
 FT % 1st Half: 5-8 62.5% 2nd Half: 15-21 71.4% Game: 20-29 69.0%

South Carolina 69 • 15-0, 2-0 SEC

#	Player	Total FG-FGA	3-Ptr FG-FGA	FT-FTA	Rebounds			PF	TP	A TO	Blk	Stl	Min	
					Off	Def	Tot							
14	CHATKEVICIUS, L.	4-7	0-1	1-2	2	2	4	3	9	1	2	1	2	22
4	CARRERA, Michael	1-5	0-2	2-4	2	6	8	5	4	1	2	1	0	21
25	KACINAS, Mindaugas	5-10	0-2	3-6	1	3	4	13	0	2	0	0	0	33
00	THORNWELL, Sindarius	6-14	0-3	7-9	2	6	8	2	19	2	1	0	1	35
15	DOZIER, PJ	4-9	0-0	1-2	3	3	3	9	0	3	0	0	2	21
01	STROMAN, Marcus	2-5	1-1	2-4	0	2	2	7	3	0	1	0	0	23
10	NOTICE, Duane	2-7	2-4	2-2	1	1	2	0	8	4	3	0	0	31
20	MCKIE, Justin	0-0	0-0	0-0	1	1	0	0	0	0	0	0	0	1
23	COBB, Eric	0-0	0-0	0-0	0	3	3	0	0	0	0	0	0	4
30	SILVA, Chris	0-0	0-0	0-0	0	5	5	4	0	0	0	0	0	9
	Team				2	2	4							
Totals		24-57	3-13	18-29	10	34	44	23	69	11	13	3	3	200

FG % 1st Half: 12-29 41.4% 2nd Half: 12-28 42.9% Game: 24-57 42.1%
 3FG % 1st Half: 2-7 28.6% 2nd Half: 1-6 16.7% Game: 3-13 23.1%
 FT % 1st Half: 9-14 64.3% 2nd Half: 9-15 60.0% Game: 18-29 62.1%

Officials: Joe Lindsay, Tim Gattis, Sean Casey
 Technical fouls: Vanderbilt-None. South Carolina-None.
 Attendance: 15055

Score by periods	1st	2nd	Total
Vanderbilt	38	27	65
South Carolina	35	34	69

Last FG - VU 2nd-00:00, SC 2nd-01:57.
 Largest lead - VU by 8 1st-18:18, SC by 7 2nd-00:28.
 MU led for 28:17. SC led for 10:24. Game was tied for 01:19.

Points Scored - 2 times.
 Lead changed - 1 time.

GAME 16 - ALABAMA 73, CAROLINA 50
JAN. 13, 2016/TUSCALOOSA, ALA.

TUSCALOOSA, Ala. - The No. 19/15 South Carolina men's basketball team suffered its first loss of the season Wednesday night at Alabama, 73-50. The Gamecocks fell behind early and saw their 15-game season-opening win streak come to an end. The Crimson Tide improves to 10-5 and 1-2 in conference action. Michael Carrera led the team with 14 points and 10 rebounds, his second double-double in the last four games.

It would be the Gamecocks (15-1, 2-1 SEC) versus Riley Norris for the first 10 minutes of the game, as Alabama's sophomore forward connected on his first five attempts from 3-point range. The South Carolina offense would not be able to answer the hot start, and Norris' fifth 3 of the half pushed Alabama's early advantage to 19-4 at the 11:39 mark.

The Gamecocks started just 2-of-12 from the field, but a stretch of six baskets in nine attempts gave the offense a brief jolt. The Tide rolled into halftime with a 35-22 lead, Laimonas Chatkevicius and Mindaugas Kacinas led the Gamecocks with six points apiece and combined to shoot 5-of-9. As a team, South Carolina connected on just 8-of-26 shots in the opening frame.

The offense was held without a field goal for the final three minutes of the first half, and that trend carried into the second half. The Gamecocks missed their first 12 attempts out of the break, and went without a point until a three-point play from Duane Notice with 11:51 left to play in regulation. In the time between Carolina's field goals, Alabama extended the lead up to 48-22.

Notice's field goal broke the seal for the Gamecock offense, who scored six straight baskets in a five-minute stretch, but it came too late. Freshman guard Jamall Gregory spurred an 8-0 run with six minutes left, hitting a 3 and converting a three-point play over the span of three possessions, but Alabama's lead would be too much to overcome.

GAME 16



Official Basketball Box Score - Game Totals - Final Statistics
South Carolina vs Alabama
 1/13/16 8:00 p.m. at Tuscaloosa, Ala. (Coleman Coliseum)

South Carolina 50 • 15-1, 2-1

#	Player	Total FG-FGA	3-Ptr FG-FGA	FT-FTA	Rebounds			PF	TP	A TO	Blk	Stl	Min	
					Off	Def	Tot							
14	CHATKEVICIUS, L.	3-7	0-2	0-0	3	0	3	2	6	0	4	0	18	
24	CARRERA, Michael	5-10	2-5	2-2	1	9	10	2	14	1	4	1	32	
25	KACINAS, Mindaugas	2-8	0-2	2-4	4	1	5	1	6	1	1	0	31	
00	THORNWELL, Sindarius	1-6	0-3	0-0	1	1	2	1	2	0	3	1	31	
15	DOZIER, PJ	0-5	0-1	0-0	1	0	1	5	0	4	0	0	15	
01	STROMAN, Marcus	0-2	0-0	0-0	0	1	1	2	0	0	0	0	16	
02	DOBY, Raymond	2-2	0-0	0-0	0	0	0	4	0	0	0	0	4	
04	GREGORY, Jamall	3-3	1-1	1-3	0	0	0	2	8	1	0	0	9	
10	NOTICE, Duane	2-8	0-4	3-3	0	1	1	7	3	0	0	0	22	
20	MCKIE, Justin	0-0	0-0	0-0	0	1	1	0	0	0	0	0	9	
21	RAGIN, John	0-0	0-0	0-0	0	0	0	0	0	0	0	0	1	
23	COBB, Eric	1-2	0-0	0-0	1	1	2	0	2	0	0	0	3	
30	SILVA, Chris	0-0	0-0	1-5	1	2	3	1	0	1	1	0	8	
	Team				3	2	5							
Totals		19-53	3-18	9-17	15	18	33	19	50	9	18	3	4	200

FG % 1st Half: 8-26 30.8% 2nd Half: 11-27 40.7% Game: 19-53 35.8%
 3FG % 1st Half: 1-10 10.0% 2nd Half: 2-8 25.0% Game: 3-18 16.7%
 FT % 1st Half: 5-10 50.0% 2nd Half: 4-7 57.1% Game: 9-17 52.9%

Alabama 73 • 10-5, 1-2

#	Player	Total FG-FGA	3-Ptr FG-FGA	FT-FTA	Rebounds			PF	TP	A TO	Blk	Stl	Min	
					Off	Def	Tot							
01	Norris, Riley	9-16	8-11	1-2	4	3	7	3	27	1	1	0	31	
02	Kessens, Michael	3-7	0-0	0-0	3	0	3	6	1	1	0	1	23	
10	Taylor, Jimmie	2-3	0-0	1-4	0	3	3	5	1	0	1	0	20	
04	Edwards, Arthur	1-5	1-4	0-0	0	5	5	3	3	4	3	0	24	
02	Obasohan, Rawlin	1-5	0-2	2-4	1	5	6	1	4	2	3	1	31	
32	Schaffer, Linton	1-1	1-1	2-4	0	0	0	4	0	3	1	0	3	
05	Coleman, Justin	4-8	1-5	5-5	0	5	5	1	14	6	3	0	24	
11	Hale, Shannon	2-4	2-4	2-2	1	0	1	1	8	0	1	0	1	
24	Austin, Brandon	0-1	0-1	0-0	0	0	0	0	0	1	0	0	7	
24	Clark, Christian	0-0	0-0	0-0	0	0	0	0	0	0	0	0	2	
35	Hall, Donta	1-1	0-0	1-2	1	2	3	5	3	0	2	1	11	
	Team				3	2	5							
Totals		24-51	13-28	12-21	13	25	38	20	73	16	17	3	8	200

FG % 1st Half: 13-27 48.1% 2nd Half: 11-24 45.8% Game: 24-51 47.1%
 3FG % 1st Half: 7-15 46.7% 2nd Half: 6-13 46.2% Game: 13-28 46.4%
 FT % 1st Half: 2-8 25.0% 2nd Half: 10-13 76.9% Game: 12-21 57.1%

Officials: Tony Henderson, Mike Nance, Kipp Kissinger
 Technical fouls: South Carolina-None. Alabama-None.
 Attendance: 12443

Score by periods	1st	2nd	Total
South Carolina	22	28	50
Alabama	35	38	73

Points	In	Off	2nd	Fast
SC	25	8	6	8
UA	26	12	2	28

Last FG - SC 2nd-00:25, UA 2nd-01:14.
 Largest lead - SC None, UA by 27 2nd-07:46.
 SC led for 00:00. UA led for 39:19. Game was tied for 00:11.

Points Scored - 0 times.
 Lead changed - 0 times.

GAME 17 - CAROLINA 81, MISSOURI 72
JAN. 16, 2016/COLONIAL LIFE ARENA

COLUMBIA, S.C. - The No. 19/15 South Carolina men's basketball team wasted no time getting back on the winning track, beating Missouri 81-72 Saturday afternoon. The win moves the Gamecocks to 16-1, 3-1 in the SEC, while Missouri drops back to 8-9, 1-3. Key runs to bookend the first half would be the difference as the two teams dueling for all 40 minutes. Sindarius Thornwell recorded his 11th career 20-point game to lead the offense.

Behind a supportive home crowd of 15,389, the Gamecocks found their confidence early on and ran out to an 8-0 lead in the first four minutes of action. Missouri coughed the ball up five times and missed its first four shots before finally getting on the board with 16:14 to play.

The Tigers closed back to three, 11-8, but Thornwell took control and led the Gamecocks on a 12-2 run over the next three minutes to push the team to its largest lead of the half at 23-10. The junior, fresh off receiving a game ball in recognition of scoring his 1,000th career point against Vanderbilt, scored eight points from the field during the run.

Missouri went over three minutes without a point at the midway point in the period, allowing Carolina to hold a double-digit lead until the Tigers made a run of their own. A 10-0 burst from the visitors cut the lead to just three, 27-24, with 6:22 to play, but Thornwell made sure they would get no closer. After hitting a midrange jumper to break a two-minute scoring drought, Thornwell then found Duane Notice on an extra pass that pushed the lead back to six.

The Tiger offense warmed up as the half came to a close, making 8-of-11 field goals over the final eight minutes and cutting the lead all the way down to one, 35-34, with two minutes to play. The Gamecocks closed out the period on a 6-0 run to go into halftime up 41-34, with four coming from PJ Dozier. The freshman guard scored nine points total in the half, and Thornwell led all scorers with 13.

The quick run to end the half would prove to be crucial, as the second half developed into a shootout between the two teams. Missouri's Wes Clark, who suffered a season-ending injury against the Gamecocks last season, had a career day in his return to Columbia. The junior guard went for 26 points in the game, 13 coming in the second half. He and teammate Ryan Rosberg (12 points, 6-of-6 on field goals) powered the Missouri offense in the second half, but Thornwell and Mindaugas Kacinas would play them to a draw and helped Carolina maintain its two-possession lead.

The two sides had nearly identical stat lines for the half, with Missouri's five extra 3-pointers made countered by Carolina's 11 extra conversions at the free throw line. The Gamecock's struggles from 3-point range carried over from Wednesday's game at Alabama, but they made up for it with aggressive rebounding and an efficient interior offense. Despite finishing just 3-of-21 from 3, the Gamecocks shot 60 percent on two-point field goals in the game.

GAME 18 - CAROLINA 77, OLE MISS 74 (OT)
JAN. 19, 2016/OXFORD, MISS.

OXFORD, MISS. - The No. 24/18 South Carolina Gamecocks would lead for just two minutes total in regulation Tuesday night at Ole Miss, but still managed to force overtime and won a critical SEC road game, 77-74. Despite facing a double-figure deficit for most of the second half, the Gamecocks rallied late to force the extra period and leaned on their seniors to finish off the comeback.

Laimonas Chatkevicius posted a double-double with 17 points and 10 rebounds, and Michael Carrera scored five of his team-high 19 points in overtime to lead the Gamecocks. With the win, the team moves to 17-1 for the season and 4-1 in the SEC. Ole Miss is now 12-6, 2-4 in conference play.

It would take a stretch for the offense to find its foot at the start of the game, as it started just 1-of-9 from the field. After that, though, the Gamecocks converted 5-of-6 to take a 13-12 lead with 12 to play. Neither team could find space on the scoreboard early, but six quick points off back-to-back possessions gave Ole Miss a two-possession cushion it used to carry the lead for the final eight minutes of action.

The Rebels spaced out the Carolina defense, who were paying careful attention to Stefan Moody -- the SEC's leading scorer -- and kept the defense running. Carolina would get within four, 25-21, with five minutes to play, but Ole Miss' sixth and seventh 3s of the period pushed the lead to 39-29 by halftime.

Forward Anthony Perez would lead all scorers with 12 points on 4-of-4 shooting from 3 to power the Rebels, who shot 43 percent as a team. The Gamecocks were powered by Mindaugas Kacinas and his eight points and five rebounds, but made just one 3 in the opening half.

South Carolina ran out of the locker room with a hot start to the first half, whittling the deficit all the way down to three at 44-41 just four minutes in. Ole Miss called a timeout to regroup, and ran back ahead thanks to the efforts of Marcanvis Hymon. He would score seven of the team's next ten points, and the home side pushed back ahead to 54-43 just four minutes after Carolina's big run.

The Gamecocks were unable to string together scores and stops for most of the final 20 minutes, but were able to catch their breath when Moody suffered an apparent hamstring injury and had to leave the game with five minutes left to play. Without their senior leader, the Rebels went without a point for the final four minutes of regulation.

Seeing daylight, Carolina ran off an 11-0 run in that same stretch, and would find themselves tied at 66 with just a 45 seconds to play. Moody would re-enter the game and found Perez in the corner for a 3, but he would miss his first attempt of the day and Carolina had the final possession of the period. Duane Notice drove the lane with six seconds to play for a contested layup, but his attempt rolled off the right side the game would go to overtime.

Off the tip in overtime, the Gamecocks would be assertive and earned the early 70-68 lead behind a 3-pointer from Duane Notice. The lead would grow to four after a pair of free throws from Jamall Gregory, but the Rebs went for four straight to tie the game at 72 with just 53 seconds remaining.

As Gamecock fans have come to expect after four years, it would be an effort play from Michael Carrera that ultimately put a pin on the comeback. He connected on a tough three-point play on the team's very next possession, collecting a jumbled pass in the key, drawing contact on a fade-away jumper and making the shot. The senior then leapt up to collect a blocked 3-pointer on the Ole Miss end and made the next two free throws to make it a two-possession game with 10 seconds left and tie the improbable win.

GAME 19 - TENNESSEE 78, CAROLINA 69
JAN. 23, 2016/KNOXVILLE, TENN.

KNOXVILLE, Tenn. - A career day from Tennessee's Kevin Punter would be too much to overcome for the No. 24/18 South Carolina Gamecocks, who fell to the Vols 78-69 Saturday afternoon. Michael Carrera scored a season-high 22 points but was countered by Punter's career-high 36, 27 that came in the second half alone. Carolina falls back to 17-2 overall and 4-2 in the SEC, Tennessee is 10-9, 3-4 in conference play.

Chris Silva paced the team early on, scoring six of the team's first 10 points and pulling down four of its first eight rebounds. Both teams needed time early to adjust to the physicality of the game, and two would combine for just eight field goals in the first eight minutes of action. Tennessee took advantage of 12-straight missed field goals for the Gamecocks and built its widest margin of the half with a 19-11 with seven minutes remaining in the period.

Despite the lack of scoring from the Gamecocks, Tennessee would not be able to take full advantage. It would only outscore Carolina 9-1 in the eight minutes between field goals, and would only stake itself out to the eight-point lead before PJ Dozier broke the spell with a layup at the 6:27 mark. The basket would open things up for the team, as it led to a 7-0 run that got the Gamecocks back in the mix in the final five minutes of action.

The Vols tried to pull away one last time before the break, but three more points from Silva and a 3-pointer by Michael Carrera made it a 29-28 UT lead at halftime. Silva would finish with nine points and five rebounds in the half, but ten turnovers and a 33 percent success rate from the floor kept the Gamecocks from taking the lead at any point in the first 20 minutes.

A pair of 3s from the Volunteers opened the second half and forced an early South Carolina timeout. The Gamecocks rallied back behind three-point plays inside from Laimonas Chatkevicius and Carrera, but Tennessee hit its third and fourth 3s of the first four minutes to carry a 43-36 lead into the first media timeout. In total, the home side converted its first seven attempts from 3 in the second half to push the lead into double digits with nine minutes to play (58-47).

Kevin Punter, the conference's second-leading scorer, paced Tennessee in the second half. He accounted for 14 of the team's first 29 points, all coming in just 10 minutes of playing time for the senior. After back-to-back baskets from Carolina cut the UT down to 58-53, the Vols took advantage of mental mistakes and scored nine straight points in just over two minutes to push the lead back into double digits with five minutes to go.

South Carolina rallied back within six, 68-62, with 2:24 still remaining, but Punter would convert ten straight free throws over the next two minutes to put any shot at back-to-back comebacks to rest for Carolina.

GAME 20 - CAROLINA 84, MISS. STATE 74
JAN. 26, 2016/COLONIAL LIFE ARENA

COLUMBIA, S.C. - Senior Michael Carrera put on a sublime performance Tuesday night, scoring a career-high 34 points to go with 15 rebounds as the Gamecocks held off Mississippi State, 84-74. His 20 second-half points helped to stave off a pair of comeback attempts by the Bulldogs (8-11, 1-6 SEC) and pushed the Gamecocks up to 18-2 (5-2 SEC), the program's best 20-game start to a season since 2003-04 and the most total wins in a season since 2008-09.

With his eye-popping stat line, Carrera became the first Gamecock to reach at least 30 points with 15 rebounds in a game since the team joined the SEC in 1992. The two offenses struggled from the field over the first five minutes, combining to hit just three of its first 18 attempts from the floor. A four-minute span without a point from the Bulldogs helped South Carolina erase a 5-1 deficit and take a 7-5 lead at the first media timeout. The lead would grow to 20-9 after Mississippi State turned the ball over six times and scored just two points from the 13:50 until the 8:11 mark.

A quick 7-0 answer from the visitors would bring a timeout from Carolina's bench just over a minute later, with the lead cut to 20-16. The Bulldogs appeared poised to grab all the momentum after a big 3-pointer and three-point play off a highlight-reel dunk from Quinnray Weatherspoon cut Carolina's lead to just 25-22. The Gamecocks would play answer back with the exact same combo, getting a 3 from Duane Notice followed immediately by a three-point play from PJ Dozier to cool off MSU.

The Gamecocks would hold on to a comfortable two-possession lead for the final four minutes of play. Carrera sent the 12,764 fans in attendance into the halftime break happy after a buzzer-beating jumper to stake the team to a 43-34 lead at intermission. Carolina's thorough domination of the boards played a key factor in the half, as its 26-12 advantage in rebounds led to just five second-chance points and 10 points in the paint for Mississippi State.

Out of the break, the Bulldogs were forced into an early timeout after a 5-1 star for Carolina, highlighted by a wide-open 3 from Carrera. Fouls bogged both teams early in the period - both sides were in the bonus with more than 12 minutes to play and Notice, Dozier and Chris Silva were each saddled with four fouls before ten minutes had passed in the period.

Mississippi State was able to work itself back into contention thanks to hot shooting from 3-point range, and used a 12-2 run in less than four minutes to bring the deficit to two, 55-53, with ten minutes to go. Carrera would be a one-man momentum killer, converting an unbelievable three-possession span that kept the encroaching Bulldogs at bay. He blocked a shot on one end, hit a contested 3 in transition on the other, added a layup on the next possession and capped the run off with a three-point play on the possession after that.

The senior's efforts pushed Carolina's lead back to 65-57, but MSU's Malik Newman was ready to counter on the other end. The freshman hit 4-of-6 3s in the second half alone and kept the Bulldogs snapping at Carolina's heels. As a team, the visitors made 8-of-15 3s in the second half but just 4-of-20 two-point field goals, a fact that hurt them down the stretch when the 3s stopped falling.

After a Mississippi State dunk with 4:40 to go made it just a 73-69 lead for Carolina, the combo of Carrera and Notice at the free throw line and a cold snap from the field put the Bulldogs away for good. Following the dunk, MSU went 2-of-10 shooting the rest of the way and the Gamecock lead swelled back into double digits and stayed there for the final margin.

GAME 18



Official Basketball Box Score - Game Totals - Final Statistics
South Carolina vs Ole Miss
 1/19/16 6 PM at Oxford, Miss./The Pavilion at Ole Miss

South Carolina 77 • 17-1, 4-1 SEC

#	Player	Total		3-Ptr		Rebounds		PF	TP	A	T	Blk	Stl	Min	
		FG	FGA	FG	FGA	FT	FTA								Off
14	CHATKEVICIUS, L.	7	15	0	0	7	5	5	10	3	17	0	1	35	
24	CARRERA, Michael	6	8	0	0	7	3	6	9	2	19	2	2	30	
25	KACINAS, Mindaugas	5	6	0	0	2	5	7	0	10	0	1	1	29	
00	THORNWELL, Sindarius	1	15	0	3	3	0	2	3	5	6	3	0	41	
15	DOZIER, PJ	2	7	0	3	2	6	3	4	2	6	3	4	19	
01	STROMAN, Marcus	0	1	0	0	0	1	1	4	0	2	1	0	15	
04	GREGORY, Jamall	1	1	0	0	2	2	5	4	2	0	0	0	18	
10	NOTICE, Duane	5	13	4	8	0	0	0	0	2	14	1	2	27	
20	MCKIE, Justin	0	1	0	0	0	0	0	0	0	0	0	0	4	
30	SILVA, Chris	1	1	0	0	1	1	4	2	0	0	0	0	7	
	Team						7	3	10						
	Totals	26	62	4	14	21	31	18	31	49	24	16	15	3	225

FG % 1st Half: 12-31 38.7% 2nd half: 12-27 44.4% OT: 2-4 50.0% Game: 26-62 41.9% Deadball Rebounds 3FG % 1st Half: 1-7 14.3% 2nd half: 2-5 40.0% OT: 1-2 50.0% Game: 4-14 28.6% Rebounds FT % 1st Half: 4-7 57.1% 2nd half: 11-17 64.7% OT: 6-7 85.7% Game: 21-31 67.7% 3.1

Ole Miss 74 • 12-6, 2-4 SEC

#	Player	Total		3-Ptr		Rebounds		PF	TP	A	T	Blk	Stl	Min	
		FG	FGA	FG	FGA	FT	FTA								Off
05	Hymon, Marcanvis	3	9	0	4	1	3	6	9	4	10	0	2	3	42
12	Gielo, Tomas	3	12	2	9	1	1	2	3	5	9	2	0	1	26
13	Perez, Anthony	5	8	4	5	2	3	3	6	5	10	0	3	0	37
14	Brooks, Rasheed	0	10	0	8	2	4	4	5	2	4	1	0	4	38
42	Moody, Stefan	8	13	4	9	4	4	4	3	24	5	2	0	0	39
02	Escobar, J.T.	0	0	0	0	0	0	0	0	1	0	0	0	0	4
03	Davis, Terence	2	5	0	2	3	1	2	3	7	2	1	0	0	25
20	Fitzpatrick-Dorsey, D	3	4	0	0	0	0	0	0	6	3	1	0	2	12
25	Brutus, Terry	0	0	0	0	0	0	1	2	0	0	0	0	0	6
	Team						3	4	7						
	Totals	24	61	10	33	16	27	35	24	16	10	4	10	225	

FG % 1st Half: 13-30 43.3% 2nd half: 8-23 34.8% OT: 3-8 37.5% Game: 24-61 39.3% Deadball Rebounds 3FG % 1st Half: 7-18 38.9% 2nd half: 2-12 16.7% OT: 0-3 0.0% Game: 10-32 31.3% Rebounds FT % 1st Half: 6-7 85.7% 2nd half: 8-18 44.4% OT: 2-2 100.0% Game: 16-27 59.3% 4

Officials: Pat Adams, Karl Hess, Joe DeRosa
 Technical fouls: South Carolina-None. Ole Miss-None.
 Attendance: 7427

Score by periods	1st	2nd	OT	Total
South Carolina	29	37	11	77
Ole Miss	39	27	8	74

In Off 2nd Fast
 Points Paint T/O Chance Break Bench
 SC 40 11 19 7 20
 OM 26 9 13 8 13

Last FG - SC OT:00:31, OM OT:00:05. Score tied - 3 times.
 Largest lead - SC by 5 OT:00:10, OM by 11 1st:01:21. Lead changed - 9 times.
 SC led for 06:09. OM led for 36:07. Game was tied for 02:44.

GAME 19



Official Basketball Box Score - Game Totals - Final Statistics
South Carolina vs Tennessee
 01/23/16 12:01 p.m. at Knoxville, Tenn. (Thompson-Boling Arena)

South Carolina 69 • 17-2, 4-2 SEC

#	Player	Total		3-Ptr		Rebounds		PF	TP	A	T	Blk	Stl	Min	
		FG	FGA	FG	FGA	FT	FTA								Off
14	CHATKEVICIUS, L.	2	6	0	4	5	3	1	4	3	8	1	2	1	24
24	CARRERA, Michael	8	14	2	4	4	2	6	8	2	22	0	2	0	28
25	KACINAS, Mindaugas	1	5	0	1	0	1	3	4	2	0	0	0	1	28
00	THORNWELL, Sindarius	1	8	0	3	0	0	0	0	1	2	4	5	0	31
15	DOZIER, PJ	2	5	0	1	2	2	2	4	6	3	0	1	17	
01	STROMAN, Marcus	0	1	0	0	1	0	1	1	0	0	0	0	12	
04	GREGORY, Jamall	1	1	0	0	1	0	1	3	2	0	0	0	1	
10	NOTICE, Duane	5	8	2	4	2	1	3	4	15	1	0	0	27	
20	MCKIE, Justin	1	3	0	0	2	0	2	2	1	2	0	0	0	
23	COBB, Eric	0	1	0	0	0	1	2	0	0	0	0	0	3	
30	SILVA, Chris	4	8	0	0	3	2	5	3	11	0	1	1	21	
	Team						1	0	1						
	Totals	25	60	4	14	15	23	16	18	34	24	6	11	7	200

FG % 1st Half: 8-24 33.3% 2nd half: 17-36 47.2% Game: 25-60 41.7% Deadball Rebounds 3FG % 1st Half: 2-7 28.6% 2nd half: 2-7 28.6% Game: 4-14 28.6% Rebounds FT % 1st Half: 10-16 62.5% 2nd half: 5-7 71.4% Game: 15-23 65.2% 4

Tennessee 78 • 10-9, 3-4 SEC

#	Player	Total		3-Ptr		Rebounds		PF	TP	A	T	Blk	Stl	Min		
		FG	FGA	FG	FGA	FT	FTA								Off	Def
04	Moore, Armani	1	4	0	0	2	1	5	6	4	4	4	5	31		
05	Schofield, Admiral	2	3	1	2	1	2	3	3	7	1	2	0	22		
00	Punter, Kevin	9	16	1	11	14	15	0	1	3	36	1	3	0	45	
04	Huubs III, Robert	2	8	0	1	8	8	4	8	1	12	0	2	0	38	
24	Baukman, Devon	2	6	1	3	0	0	1	2	3	0	5	4	2	29	
02	Kasongo, Ray	0	0	0	0	0	0	2	2	0	0	0	0	0		
11	Alexander, Kyle	1	1	0	0	1	3	3	6	3	2	0	1	0		
15	Mostella, Detrick	3	7	2	5	2	0	2	2	10	1	1	0	26		
23	Reese, Derek	0	1	0	0	0	1	2	3	5	0	0	1	1		
25	Phillips, Shembari	0	0	0	0	2	0	0	0	2	0	0	0	1		
	Team						0	0	0							
	Totals	19	46	10	21	30	32	11	23	34	21	7	11	18	3	120

FG % 1st Half: 7-22 31.8% 2nd half: 12-24 50.0% Game: 19-46 41.3% Deadball Rebounds 3FG % 1st Half: 1-9 11.1% 2nd half: 9-12 75.0% Game: 10-21 47.6% Rebounds FT % 1st Half: 14-16 87.5% 2nd half: 16-16 100.0% Game: 30-32 93.8% 0

Officials: Lee Cassell, Jacyn Gebbie, Doug Simons
 Technical fouls: South Carolina-None. Tennessee-Schofield, Admiral.
 Attendance: 13928

GAME 21 - CAROLINA 78, ALABAMA 64
JAN. 30, 2016/COLONIAL LIFE ARENA

COLUMBIA, S.C. - The RV/22 South Carolina men's basketball team earned a hard-fought win over Alabama (11-9, 2-6 SEC) Saturday night, winning 78-64. Michael Carrera's second-straight game with a double-double led the way, with Sindarius Thornwell and Chris Silva joining him in double figures. Now at 19-2, 6-2 in conference play, the Gamecocks have their highest win total for a season in seven years.

The upswell of emotion from the sold-out Colonial Life Arena personified the Gamecocks' energy from the opening tip. The Garnet and Black were flying around on both ends of the court, and built a 12-5 lead early behind a 5-of-7 start from the field in the first three minutes. A pair of Alabama turnovers fed into the opening salvo, the first led to a 3 in the corner from Mindaugas Kacinas and the second would be a picked-off inbound pass from Kacinas that scored a layup and a foul.

The Tide were able to slow down the pace and erased the early advantage. The Gamecocks were finding lows from the field, but made just one field goal in an eight-minute stretch and missed six free throws in that same span. Alabama would tie things up at 15-15 with 13 minutes still to play, and after a grinding five-minute stretch after that it would take first lead at 20-19.

The visitor's lead would last just 19 seconds thanks to an immediate answer from Michael Carrera. A 3 from the senior sparked an 11-2 Gamecocks run that put them back ahead 30-22 heading into the final four minutes of the period. A 3 off a bank shot from Sindarius Thornwell with 37 seconds left to play gave Carolina its largest lead of the night, 35-26, heading into the break. Thornwell would lead all scorers in the half with 10 points, and his five rebounds also led the way. Carolina's defense held Alabama to just 7-of-28 from the floor in the half, including four different stretches where the Tide missed at least four straight shots.

A basket from Chris Silva to start the half gave Carolina its first double-digit lead of the game, but Alabama would soon bring it back to a five with 14:24 to play. A 14-5 run after that, keyed by a Duane Notice 3, would put the early comeback attempt on the back burner and staked Carolina to a 59-45 lead just four minutes later.

In a game that was physical from the tip, both offenses had slow nights, but foul troubles for Alabama would grind down its depth and give the Gamecocks 46 shots at the line (27 in the second half). It would also force the Tide defense to commit to a zone lock, which would be punished over a key stretch by Carolina. Laimonas Chatkevicius and Mindaugas Kacinas worked the high-low post game for baskets on three-straight possessions, and a 3 from Carrera would force the visitors to move back to man-to-man.

Retin Obasohan did everything he could to keep his side in contention, scoring ten straight points for the Tide in a three minute span. It would not be enough, as the rest of his team shot just 32 percent (9-of-28) in the second half. He picked up his fifth foul off a technical with a minute to go, becoming the fourth "Bama player to be disqualified, and the Gamecocks salted the game away at the foul line.

GAME 22 - GEORGIA 69, CAROLINA 56
FEB. 2, 2016/ATHENS, GA.

ATHENS, Ga. - The No. 25/23 South Carolina men's basketball team was unable to overcome first-half offensive woes and lost at Georgia Tuesday night, 69-56. The Bulldogs (12-7, 5-4 SEC) held off numerous second-half rallies from the Gamecocks (19-3, 6-3) and had four players reach double figures in scoring. Sindarius Thornwell and Michael Carrera finished with double-doubles for Carolina.

It was a slow start to the night for the visiting Gamecocks on the offensive end. The team started 0-of-5 from the field and sat at just 3-of-20 through the first 16 minutes of action. Thankfully for Carolina, the Bulldogs would not take full advantage and led just 23-16 when the Gamecocks broke a five-minute field goal drought with three straight makes to take it into the final three minutes of the half. A pair of baskets from Georgia's Yante Maten pushed the lead up to double digits heading into halftime, 33-23.

The Gamecocks shot just 6-of-28 (21.4 percent) in the first half. Sindarius Thornwell led the team with nine points and five rebounds, Michael Carrera pitched in eight points, four rebounds and three blocks. Georgia had a pair of scorers reach double figures in the period, with Maten and Kenny Gaines sharing the half's scoring lead at 10 points apiece.

Georgia's lead grew to 13 after a 3-pointer from J.J. Frazier opened the second half, but the Gamecocks weathered the storm and cut it back to a two-possession game thanks to an 8-0 run. In the span of just three possessions, Duane Notice and Thornwell hit 3s and Carrera added a jumper to cut it to 39-34 with 15:55 still to go in the game.

While the Gamecocks were able to pare down the big lead, it would be unable to string together enough shots to get over the hump. The team came all the way back to two, 50-48, with six minutes left, but Georgia responded with two quick baskets. Three minutes later, Frazier hit a 3-pointer to extend the lead back up to seven. He would provide the dagger in the waning minutes, taking a pass off an offensive rebound and hitting another 3 to push the Bulldog lead to 62-53, its largest margin since 17:11 in the period.

After starting the second half hitting 9-of-16 field goals, the Gamecock offense cooled down at an inopportune time. The team made just one field goal in the final four minutes of the game, allowing Georgia to push back into a double-digit lead before the final horn.

GAME 18 - CAROLINA 81, TEXAS A&M 78
FEB. 6, 2016/COLLEGE STATION, TEXAS

COLLEGE STATION, Texas - The No. 25/23 South Carolina men's basketball team earned its signature win of an already sterling season Saturday afternoon, upsetting No.8 Texas A&M on its home court, 81-78. The win gives Carolina (20-3, 7-3 SEC) its first 20-win season since 2008-09 and its first win ever in College Station. Sindarius Thornwell flirted with a triple-double in the victory, scoring a season-high 25 points with nine assists and six rebounds. It was South Carolina's first road win against a ranked opponent since 2010, and the first over a top 10 team since 2006.

Texas A&M (18-5, 7-3) opened the game with a haymaker, taking an 8-0 lead and forcing a timeout before two minutes had come off the clock. The Gamecocks were able to not just survive the open to the game, but would flip the script in short order and took their first lead at 12-11 less than four minutes later. That early comeback expanded out over a 17-5 run from 15:25 until nine minutes remained, and it would be Carolina that forced a timeout after a Sindarius Thornwell 3-pointer made it 24-16. The Aggies went 2-of-7 from the field and committed four turnovers during that time period, including three turnovers in a span of just over a minute.

After tightening up its ball control, Texas A&M fought back in the closing six minutes. A 3 from Alex Caruso gave the home team a brief 27-25 lead before Michael Carrera answered him with a 3 on the other end. All told, the two sides traded the lead back and forth seven times in the last four minutes of the half, but it would be Aggies who would hold the 41-40 advantage when the final horn sounded.

The Gamecocks made five of their final six attempts from the field, and were led in scoring by Thornwell's 14 points. The final stretch was a microcosm for just how locked in both offenses were in the final section of the period. The Aggies shot 52 percent overall and 57 percent from 3 (8-of-14). Carolina was an even 50 percent from the field and made an eye-popping 7-of-10 3s.

Texas A&M took a 55-50 lead six minutes into the second half, but the Gamecocks leaned on their experience from early in the game and would not shy away. After Carolina tied things up at 57, the Aggies again pushed ahead by two possessions but were reeled in again. This time, though, it would be the Gamecocks who seized control of the game.

Back-to-back scores from Mindaugas Kacinas put the visitors ahead 68-65, and a 11-0 run out of a 70-68 A&M lead gave the Gamecocks their largest lead of the night with just 2:24 left on the clock. Thornwell scored the final four points of that run, but it would not decide the game just yet.

The Aggies methodically chipped away at the lead with an 8-1 run that spanned just over two minutes. Alex Caruso's three-point play with 20 seconds remaining in regulation sent the fans at Reed Arena into a frenzy. Nursing just a 80-78 lead and needing to inbound the ball off Caruso's free throw, the Gamecocks got the ball in and Carrera would make one of two free throws on the other end. PJ Dozier pulled down a missed 3 in Texas A&M's attempt to tie the game up one more time, but Carolina threw the ball away with just four seconds on the clock. The Aggies would not be able to take advantage, turning the ball over in their final possession.

GAME 21



Official Basketball Box Score - Game Totals - Final Statistics
Alabama vs South Carolina
 130/16 6 p.m. ET at Columbia, S.C. (Colonial Life Arena)

Alabama 64 • 11-9, 2-6 SEC

#	Player	Total		3-Ptr		Rebounds		PF	TP	A	TO	Blk	Stl	Min
		FG	FGA	FG	FGA	FT	FTA							
10	Taylor, Jimmie	0-1	0-0	0-0	0-0	3	4	5	0	0	1	0	0	14
11	Hale, Shannon	5-17	2-9	4-4	0	2	3	16	1	1	0	1	0	23
01	Norris, Riley	4-12	3-7	0-0	1	5	6	2	11	1	3	0	0	37
04	Edwards, Arthur	2-8	0-4	3-4	2	3	5	4	7	1	3	0	1	35
32	Obasohan, Retin	6-10	1-2	10-13	2	4	6	5	23	4	4	1	3	29
02	Schaffer, Lawson	0-0	0-0	0-0	0	0	0	0	0	0	0	0	0	1
03	Kessens, Michael	1-4	0-0	1-2	2	4	6	5	3	0	2	1	2	21
05	Coleman, Justin	0-5	0-2	0-0	0	1	1	0	0	4	1	0	0	20
23	Austin, Brandon	0-0	0-0	0-0	0	1	1	1	0	0	2	1	0	7
24	Clark, Christian	0-0	0-0	0-0	0	0	0	0	0	0	1	0	0	1
35	Hall, Donta	2-3	0-0	0-2	2	4	6	5	4	1	0	1	0	12
	Team			4	4	4								
	Totals	20-60	6-24	18-25	14	27	41	30	64	12	16	7	5	200

FG % 1st Half: 7-28 25.0% 2nd half: 13-32 40.6% Game: 20-60 33.3%
 3FG % 1st Half: 3-13 23.1% 2nd half: 3-11 27.3% Game: 6-24 25.0%
 FT % 1st Half: 9-12 75.0% 2nd half: 9-13 69.2% Game: 18-25 72.0%

South Carolina 78 • 19-2, 6-2 SEC

#	Player	Total		3-Ptr		Rebounds		PF	TP	A	TO	Blk	Stl	Min
		FG	FGA	FG	FGA	FT	FTA							
3	CARRERA, Michael	3-12	2-5	12-14	5	6	11	3	20	3	3	1	2	31
25	KACINAS, Mindaugas	3-9	1-5	1-3	1	5	6	1	8	3	0	0	1	33
30	SILVA, Chris	4-4	0-0	4-6	3	3	6	4	12	1	1	3	1	21
00	THORNWELL, Sindarius	9	4-9	2-3	4-4	3	7	3	14	0	4	1	0	37
15	DOZIER, PJ	3-9	0-2	1-3	2	3	5	4	7	2	1	0	1	17
01	STROMAN, Marcus	0-4	0-0	1-2	1	5	6	1	1	0	1	0	2	18
02	DOBY, Raymond	0-2	0-0	0-0	0	0	0	0	1	0	0	0	1	3
24	NOTICE, Duane	2-6	1-3	2-6	1	2	3	1	7	0	0	0	1	28
14	CHATKEVICIUS, L.	3-5	0-1	2-4	2	2	4	0	8	1	0	0	0	11
23	COBB, Eric	0-0	0-0	1-4	1	0	1	1	1	0	0	0	0	1
	Team			0	0	1								
	Totals	22-60	6-19	28-46	20	30	50	19	78	10	11	5	9	200

FG % 1st Half: 11-29 37.9% 2nd half: 11-31 35.5% Game: 22-60 36.7%
 3FG % 1st Half: 4-10 40.0% 2nd half: 2-9 22.2% Game: 6-19 31.6%
 FT % 1st Half: 9-19 47.4% 2nd half: 19-27 70.4% Game: 28-46 60.9%

Officials: Terry Moore, Garrick Shannon, Vladimir Voyard-Tadai
 Technical fouls: Alabama-Obasohan, Retin. South Carolina-None.
 Attendance: 18000

Score by periods	1st	2nd	Total
Alabama	26	38	64
South Carolina	35	43	78

Last FG - UA 2nd-01:25, SC 2nd-01:41.
 Largest lead - UA by 1 1st-08:32, SC by 15 2nd-09:36.
 UA led for 00:19, SC led for 37:41. Game was tied for 02:00.

GAME 22



Official Basketball Box Score - Game Totals - Final Statistics
S. Carolina vs Georgia
 02/02/16 7:00 PM ET at Stageman Coliseum - Athens, Ga.

S. Carolina 56 • 19-3, 6-3

#	Player	Total		3-Ptr		Rebounds		PF	TP	A	TO	Blk	Stl	Min
		FG	FGA	FG	FGA	FT	FTA							
24	CARRERA, Michael	4-12	2-5	1-3	2	8	10	5	11	0	4	3	0	37
25	KACINAS, Mindaugas	2-7	0-1	3-6	5	1	6	2	7	1	3	0	0	22
30	SILVA, Chris	1-2	0-0	1-1	1	2	3	5	3	0	2	2	0	8
00	THORNWELL, Sindarius	9	15-20	2-8	6-6	3	8	11	1	18	1	1	2	37
15	DOZIER, PJ	2-8	0-1	0-1	0	1	1	4	4	3	2	0	1	24
01	STROMAN, Marcus	0-1	0-0	0-0	0	1	1	0	0	0	0	0	0	6
02	DOBY, Raymond	0-0	0-0	0-0	0	0	0	0	0	0	0	0	0	6
04	GREGORY, Jamall	0-0	0-0	0-0	0	1	1	0	0	0	0	1	0	3
10	NOTICE, Duane	2-8	2-6	0-0	0	1	1	2	6	3	0	1	0	30
14	CHATKEVICIUS, L.	2-4	1-1	2-2	0	1	1	3	7	1	1	0	0	22
20	MCKIE, Justin	0-0	0-0	0-0	0	1	0	0	0	0	0	0	0	2
23	COBB, Eric	0-0	0-0	0-0	0	0	0	0	0	0	0	0	0	3
	Team			1	1	2								
	Totals	18-57	7-22	13-19	13	25	38	23	56	9	14	9	3	200

FG % 1st Half: 6-28 21.4% 2nd half: 12-29 41.4% Game: 18-57 31.6%
 3FG % 1st Half: 3-11 27.3% 2nd half: 4-11 36.4% Game: 7-22 31.8%
 FT % 1st Half: 8-11 72.7% 2nd half: 5-8 62.5% Game: 13-19 68.4%

Georgia 69 • 12-8, 5-4

#	Player	Total		3-Ptr		Rebounds		PF	TP	A	TO	Blk	Stl	Min
		FG	FGA	FG	FGA	FT	FTA							
01	MATEN, Yante	8-15	0-0	2-3	1	7	8	1	18	0	2	4	0	37
25	GENO, Kenny Paul	1-3	0-2	0-0	1	1	2	3	2	0	0	0	1	17
04	MANN, Charles	2-5	1-3	6-8	1	3	4	11	3	3	0	1	1	31
12	GAINES, Kenny	6-15	3-8	2-4	1	6	7	2	17	3	2	1	2	35
30	FRAZIER, J.J.	3-11	3-8	4-6	1	5	6	4	13	5	2	0	4	25
00	JACKSON II, William	0-2	0-0	0-0	0	1	0	1	0	0	0	0	0	8
13	WILLRIDGE, O'errion	1-1	1-1	2-2	0	1	1	0	5	0	1	1	0	12
24	KESSELER, Houston	0-0	0-0	0-0	0	1	1	0	0	0	0	0	0	6
23	EDWARDS, Mike	0-1	0-0	1-2	1	2	2	1	0	0	0	0	0	16
34	COBBE, Derek	1-4	0-0	0-0	3	4	7	2	2	0	2	0	0	13
	Team			3	3	3								
	Totals	22-57	8-23	17-25	13	30	43	19	69	11	13	9	9	200

FG % 1st Half: 12-29 41.4% 2nd half: 10-28 35.7% Game: 22-57 38.6%
 3FG % 1st Half: 4-11 36.4% 2nd half: 4-12 33.3% Game: 8-23 34.8%
 FT % 1st Half: 5-8 62.5% 2nd half: 12-17 70.6% Game: 17-25 68.0%

Officials: Antoinette Petty, Joe DeRosa, Jamie Luckie
 Technical fouls: S. Carolina-CARRERA, Michael. Georgia-None.
 Attendance: 6427

Score by periods	1st	2nd	Total
S. Carolina	23	33	56



#24 - MICHAEL CARRERA

SENIOR | FORWARD | 6'5" | 214 | 3 LETTERS

ANZOÁTEGUI, VENEZUELA/MONTROSE CHRISTIAN SCHOOL

SEASON NOTABLES

- Team's top returning rebounder after collecting 5.7 per game last season
- Has led the team in rebounding all three of his seasons at South Carolina, including a career high 7.2 per game during his rookie season (2012-13)
- Led team with four assists vs. DePaul, adding seven points and seven rebounds in 27 minutes
- Posted a season high with 17 points, adding four rebounds and two blocks in win vs. Hofstra
- Came a rebound shy of a double-double against Tulsa, with 16 points and nine rebounds in 29 minutes
- Scored 13 with four assists and a team-high three steals vs. Lipscomb
- Scored nine of his 16 points against Western Carolina during a game-changing 19-0 run in the first half
- Led the team with a season-high 19 points in a win over USF, with three steals over 32 minutes
- Reached double figures in scoring for the fifth-straight game, scoring 10 with a pair of blocks vs. Drexel
- Passed 800 career points in the win over Clemson, highlighted by a pair of critical 3s in the first half
- Finished with his seventh career double-double after totaling 16 points with 12 rebounds against St. John's
- Put up another double-double against Memphis, with 16 points and 11 rebounds in 28 minutes
- Was a bright spot in the team's loss at Alabama, racking up his third double-double in a six-game span
- Foul trouble vs. Missouri, but scored seven points with five rebounds and three assists
- Scored a season-high 19 points in the overtime win at Ole Miss, scoring 17 in the second half and overtime
- Came one point shy of his career high, but set new personal bests in field goals made (8) at Tennessee
- Erupted for a career-high 34 points and 15 rebounds vs. Miss. State, becoming the first Gamecock to have a 30-10 game since Terry Dozier in 1987. He set career highs in five other categories in the win
- Went for back-to-back double-doubles after posting 20 points and 11 rebounds in a win over Alabama
- Third-straight double-double with 11 points and 10 rebounds in loss at Georgia
- Went a perfect 6-of-6 from the field, with a career-high five 3-pointers, and passed 1,000 career points at Texas A&M

CARRERA'S CAREER HIGHS

Points

Career 34, vs. Mississippi State (Jan. 26, 2016)
 Season 34, vs. Mississippi State (Jan. 26, 2016)

Field Goals

Career 10, vs. Mississippi State (Jan. 26, 2016)
 Season 10, vs. Mississippi State (Jan. 26, 2016)

Field Goal Attempts

Career 16, vs. Mississippi State (Jan. 26, 2016)
 Season 16, vs. Mississippi State (Jan. 26, 2016)

3-Point Field Goals

Career 5, at Texas A&M (Feb. 6, 2016)
 Season 5, at Texas A&M (Feb. 6, 2016)

3-Point Field Goal Attempts

Career 6, twice, last vs. Missouri (Jan. 16, 2016)
 Season 6, twice, last vs. Missouri (Jan. 16, 2016)

Free Throws

Career 12, twice, last vs. Alabama (Jan. 30, 2016)
 Season 12, twice, last vs. Alabama (Jan. 30, 2016)

Free Throw Attempts

Career 15, vs. Mississippi State (Jan. 26, 2016)
 Season 15, vs. Mississippi State (Jan. 26, 2016)

Rebounds

Career 15, twice, last vs. Miss. State (Jan. 26, 2016)
 Season 15, vs. Mississippi State (Jan. 26, 2016)

Assists

Career 5, vs. Auburn (Jan. 12, 2013)
 Season 4, vs. DePaul (Nov. 20, 2015)

Blocks

Career 4, twice, last vs. Alabama (Feb. 15, 2014)
 Season 3, twice, last at Georgia (Feb. 2, 2016)

Steals

Career 4, at Texas A&M (Jan. 15, 2014)
 Season 3, twice, last vs. USF (Dec. 5, 2015)

Minutes Played

Career 37, twice, last at Georgia (Feb. 2, 2016)
 Season 37, twice, last at Georgia (Feb. 2, 2016)

2015-16

Opponent	Date	GS	Min	FG-FGA	Pct	3FG-FGA	Pct	FT-FTA	Pct	Off	Def	Tot	Avg	PF	FO	A	TO	Blk	Stl	Pts	Avg
Norfolk State	11/14/15	*	26	1-8	.125	1-4	.250	1-2	.500	1	5	6	6.0	1	0	1	2	1	1	4	4.0
Oral Roberts	11/16/15	*	15	3-5	.600	0-0	.000	2-2	1.000	2	4	6	6.0	3	0	2	0	0	1	8	6.0
vs. DePaul	11/20/15	*	27	2-3	.667	1-1	1.000	2-2	1.000	2	5	7	6.3	3	0	4	1	0	0	7	6.3
vs. Hofstra	11/22/15	*	27	7-11	.636	2-2	1.000	1-2	.500	1	3	4	5.8	3	0	1	1	2	0	17	9.0
vs. Tulsa	11/23/15	*	29	6-10	.600	1-2	.500	3-4	.750	4	5	9	6.4	4	0	2	0	0	0	16	10.4
Lipscomb	11/27/15	*	21	4-6	.667	2-3	.667	3-3	1.000	1	3	4	6.0	4	0	1	3	1	3	13	10.8
Western Carolina	11/30/15	*	26	4-7	.571	3-4	.750	5-5	1.000	0	2	2	5.4	1	0	2	2	2	2	16	11.6
USF	12/5/15	*	32	5-11	.455	3-6	.500	6-8	.750	0	7	7	5.6	2	0	1	3	1	3	19	12.5
Drexel	12/15/15	*	19	4-6	.667	0-0	.000	2-3	.667	0	3	3	5.3	4	0	0	0	2	1	10	12.2
at Clemson	12/18/15	*	27	5-9	.556	2-3	.667	2-2	1.000	4	2	6	5.4	3	0	1	1	1	0	14	12.4
vs. St. John's	12/22/15	*	30	6-10	.600	3-4	.750	1-1	1.000	3	9	12	6.0	4	0	3	2	0	1	16	12.7
Francis Marion	12/30/15	*	16	2-8	.250	1-5	.200	0-0	.000	0	2	2	5.7	2	0	2	3	0	1	5	12.1
Memphis	1/2/16	*	28	4-11	.364	2-3	.667	6-9	.667	5	6	11	6.1	4	0	1	3	1	0	16	12.4
at Auburn	1/5/16	*	23	4-9	.444	1-4	.250	3-5	.600	1	6	7	6.1	3	0	0	2	0	2	12	12.4
Vanderbilt	1/9/16	*	21	1-5	.200	0-2	.000	2-4	.500	2	6	8	6.3	5	1	1	2	1	0	4	11.8
at Alabama	1/13/16	*	32	5-10	.500	2-5	.400	2-2	1.000	1	9	10	6.5	2	0	1	4	1	1	14	11.9
Missouri	1/16/16	*	24	1-7	.142	0-6	.000	5-6	.833	1	4	5	6.4	4	0	3	1	0	1	7	11.6
at Ole Miss	1/19/16	*	30	6-8	.750	0-0	.000	7-8	.875	3	6	9	6.6	2	0	2	2	0	0	19	12.1
at Tennessee	1/23/16	*	28	8-14	.571	2-4	.500	4-4	1.000	2	6	8	6.6	2	0	2	0	0	0	22	12.6
Mississippi State	1/26/16	*	37	10-16	.625	2-3	.667	12-15	.800	3	12	15	7.1	2	0	0	3	3	1	34	13.7
Alabama	1/30/16	*	31	3-12	.250	2-5	.400	12-14	.857	5	6	11	7.2	3	0	3	3	1	2	20	14.0
at Georgia	2/2/16	*	37	4-12	.333	2-5	.400	1-3	.333	2	8	10	7.4	5	1	0	4	3	0	11	13.8
Texas A&M	2/6/16	*	36	6-6	1.000	5-5	1.000	3-7	.429	1	3	4	7.2	1	0	2	1	0	0	20	14.1
LSU	2/10/16																				
Kentucky	2/13/16																				
at Missouri	2/16/16																				
Florida	2/20/16																				
Tennessee	2/24/16																				
at Mississippi State	2/27/16																				
Georgia	3/3/16																				
at Arkansas	3/5/16																				

CAREER STATISTICS

Season	GP-GS	Min	Avg	FG	FGA	Pct	3FG	3FGA	Pct	FT	FTA	Pct	Off	Def	Tot	Avg	PF	FO	Ast	TO	Blk	Stl	Pts	Avg
2012-13	27-22	572	21.2	89	201	.443	7	20	.350	83	112	.741	80	115	195	7.2	85	5	17	51	17	9	268	9.9
2013-14	33-20	649	19.7	64	169	.379	7	30	.233	63	100	.630	76	110	186	5.6	87	1	17	38	32	26	198	6.0
2014-15	30-21	635	21.2	70	167	.419	12	39	.308	62	88	.705	65	107	172	5.7	88	3	12	32	20	12	214	7.1
2015-16	23-23	622	27.0	101	204	.495	37	76	.487	85	111	.766	44	122	166	7.2	67	2	33	45	20	20	324	14.1
Totals	113-86	2478	21.9	324	741	.437	63	165	.382	293	411	.713	265	454	719	6.4	327	11	79	166	89	67	1004	8.9

CAREER SEC STATISTICS

Season	GP-GS	Min	Avg	FG	FGA	Pct	3FG	3FGA	Pct	FT	FTA	Pct	Off	Def	Tot	Avg	PF	FO	Ast	TO	Blk	Stl	Pts	Avg
2013	18-15	394	21.9	59	139	.424	5	15	.333	53	74	.716	54	77	131	7.3	57	4	11	32	8	8	176	9.8
2014	18-14	395	21.9	34	90	.378	3	13	.231	32	55	.582	49	69	118	6.6	52	1	9	18	19	16	103	5.7
2015	18-13	404	22.4	43	101	.426	7	24	.292	40	51	.784	46	69	107	6.4	54	2	9	21	12	6	133	7.4
2016	10-10	299	29.9	48	99	.485	16	39	.410	51	68	.750	21	27	48	8.7	29	2	12	24	9	7	163	16.3
Totals	64-52	1493	23.3	184	429	.429	31	91	.341	176	248	.710	170	281	451	7.0	192	9	41	95	48	37	575	9.0



#14 - LAIMONAS CHATKEVICIUS

SENIOR | FORWARD | 6'11" | 245 | 3 LETTERS

KLAIPEDA, LITHUANIA/SOUTH KENT SCHOOL (CONN.)

SEASON NOTABLES

- Put together best season of his career during junior campaign, nearly doubling season scoring average and more than doubling blocked shots
- 1.3 blocks per game as a junior ranked eighth in the SEC
- Tallied a double-double in exhibition vs. Allen with 12 points and 13 rebounds, including five offensive boards
- 13 points with four rebounds, one assist and one block in 21 minutes in the opener vs. Norfolk State
- Erupted for 19 second-half points to set a new career high of 27 in a win over Oral Roberts
- Seven points and five rebounds, including three offensive boards, in win vs. DePaul
- Tallied 17 points and five rebounds along with a team high three blocks in win vs. Hofstra
- Scored 17 points in 27 minutes of play against Tulsa in the Paradise Jam finale
- Led the team for the second-straight game, posting his fifth double-figure outing of the season with 17 points vs. Lipscomb; a perfect 7-of-7 from the floor vs. the Bisons
- Finished with three blocks to go with nine points against Drexel
- Scored in double figures for the first time since Nov. 27, finishing with 11 against St. John's
- Battled through foul trouble to provide nine points and six rebounds in the second half against Memphis
- Played 28 minutes and recorded his first double-double of the season at Auburn (12 points, 10 rebounds)
- Tallied 10 points to go along with a team best two blocks and seven rebounds in win vs. Missouri
- Went for his second double-double of the conference season at Ole Miss, finishing with 17 points and 10 rebounds while playing a career-high 35 minutes
- Scored eight points with four rebounds off the bench in just 11 minutes vs. Alabama

CHATKEVICIUS' CAREER HIGHS

Points

Career 27, vs. Oral Roberts (Nov. 16, 2015)
Season 27, vs. Oral Roberts (Nov. 16, 2015)

Field Goals

Career 9, vs. Oral Roberts (Nov. 16, 2015)
Season 9, vs. Oral Roberts (Nov. 16, 2015)

Field Goal Attempts

Career 14, twice, last vs. Hofstra (Nov. 22, 2015)
Season 14, twice, last vs. Hofstra (Nov. 22, 2015)

3-Point Field Goals

Career 2, twice, last vs. Oral Roberts (Nov. 16, 2015)
Season 2, vs. Oral Roberts (Nov. 16, 2015)

3-Point Field Goal Attempts

Career 3, vs. Oral Roberts (Nov. 16, 2015)
Season 3, vs. Oral Roberts (Nov. 16, 2015)

Free Throws

Career 8, vs. Arkansas (March 13, 2014)
Season 7, twice, last at Ole Miss (Jan. 19, 2016)

Free Throw Attempts

Career 11, vs. Oral Roberts (Nov. 16, 2015)
Season 11, vs. Oral Roberts (Nov. 16, 2015)

Rebounds

Career 13, vs. UNC Asheville (Nov. 26, 2014)
Season 10, twice, last at Ole Miss (Jan. 19, 2016)

Assists

Career 4, vs. Jacksonville (Dec. 7, 2012)
Season 2, twice, last at Clemson (Dec. 18, 2015)

Blocks

Career 3, 8x, last vs. Drexel (Dec. 15, 2015)
Season 3, twice, last vs. Drexel (Dec. 15, 2015)

Steals

Career 3, at Tennessee (Feb. 8, 2014)
Season 2, 3x, last vs. Vanderbilt (Jan. 9, 2016)

Minutes Played

Career 35, at Ole Miss (Jan. 19, 2016)
Season 35, at Ole Miss (Jan. 19, 2016)

2015-16

Opponent	Date	GS	Min	FG-FGA	Pct	3FG-FGA	Pct	FT-FTA	Pct	Off	Def	Tot	Avg	PF	FO	A	TO	Blk	Stl	Pts	Avg
Norfolk State	11/14/15	*	21	5-8	.625	0-1	.000	3-3	1.000	3	1	4	4.0	2	0	1	0	1	0	13	13.0
Oral Roberts	11/16/15	*	25	9-14	.643	2-3	.667	7-11	.636	4	2	6	5.0	3	0	0	0	1	1	27	20.0
vs. DePaul	11/20/15	*	23	3-11	.272	0-1	.000	1-2	.500	3	2	5	5.0	3	0	0	1	1	0	7	15.7
vs. Hofstra	11/22/15	*	28	8-14	.571	0-0	.000	1-3	.333	3	2	5	5.0	1	0	1	0	3	1	17	16.0
vs. Tulsa	11/23/15	*	27	6-10	.600	1-1	1.000	4-4	1.000	0	3	3	4.6	4	0	0	0	1	1	17	16.2
Lipscomb	11/27/15	*	24	7-7	1.000	0-0	.000	3-3	1.000	1	2	3	4.3	3	0	1	2	1	1	17	16.3
Western Carolina	11/30/15	*	21	3-7	.429	0-0	.000	0-0	.000	1	4	5	4.4	2	0	1	2	1	0	6	14.9
USF	12/5/15	*	19	2-5	.400	0-1	.000	0-2	.000	1	4	5	4.5	2	0	2	1	0	2	4	13.5
Drexel	12/15/15	*	21	4-5	.800	1-2	.500	0-1	.000	1	2	3	4.3	3	0	1	3	3	0	9	13.0
at Clemson	12/18/15	*	20	1-2	.500	0-0	.000	2-3	.667	0	2	2	4.1	3	0	2	4	1	0	4	12.1
vs. St. John's	12/22/15	*	20	5-8	.625	1-1	1.000	0-0	.000	2	3	5	4.2	4	0	1	5	0	2	11	12.0
Francis Marion	12/30/15	*	11	0-1	.000	0-0	.000	0-0	.000	1	2	3	4.1	0	0	1	1	1	0	0	11.0
Memphis	1/2/16	*	13	2-6	.333	0-1	.000	5-6	.833	3	3	6	4.2	4	0	0	2	2	0	9	10.8
at Auburn	1/5/16	*	28	5-9	.556	0-2	.000	4-6	.667	4	6	10	4.6	1	0	0	4	0	0	12	10.9
Vanderbilt	1/9/16	*	22	4-7	.571	0-1	.000	1-2	.500	2	2	4	4.6	3	0	1	2	1	2	9	10.8
at Alabama	1/13/16	*	18	3-7	.429	0-2	.000	0-0	.000	3	0	3	4.5	2	0	0	4	0	0	6	10.5
Missouri	1/16/16	*	32	4-8	.500	0-0	.000	2-4	.500	2	5	7	4.6	2	0	1	3	2	0	10	10.5
at Ole Miss	1/19/16	*	35	5-9	.556	0-0	.000	7-7	1.000	5	5	10	4.9	3	0	0	0	1	1	17	10.8
at Tennessee	1/23/16	*	24	2-6	.333	0-1	.000	4-5	.800	3	1	4	4.9	3	0	1	2	1	1	8	10.7
Mississippi State	1/26/16	*	14	2-4	.500	0-1	.000	0-0	.000	0	2	2	4.8	3	0	0	2	1	0	4	10.4
Alabama	1/30/16	*	11	3-5	.600	0-1	.000	2-4	.500	2	2	4	4.7	0	0	1	0	0	0	8	10.2
at Georgia	2/2/16	*	22	2-4	.500	1-1	1.000	2-2	1.000	0	1	1	4.5	3	0	1	1	1	0	7	10.1
Texas A&M	2/6/16	*	16	2-5	.400	0-0	.000	0-0	.000	0	3	3	4.5	2	0	1	3	0	0	4	9.8
LSU	2/10/16																				
Kentucky	2/13/16																				
at Missouri	2/16/16																				
Florida	2/20/16																				
Tennessee	2/24/16																				
at Mississippi State	2/27/16																				
Georgia	3/3/16																				
at Arkansas	3/5/16																				

CAREER STATISTICS

Season	GP-GS	Min	Avg	FG	FGA	Pct	3FG	3FGA	Pct	FT	FTA	Pct	Off	Def	Tot	Avg	PF	FO	Ast	TO	Blk	Stl	Pts	Avg
2012-13	23-10	304	13.2	38	85	.447	3	10	.300	22	36	.611	28	46	74	3.2	42	1	12	32	13	3	101	4.4
2013-14	33-1	426	12.9	65	121	.537	0	1	.000	29	42	.690	40	94	134	4.1	78	2	13	32	20	13	159	4.8
2014-15	33-26	753	22.8	118	237	.498	8	27	.296	40	55	.727	52	120	172	5.2	74	2	21	45	44	11	284	8.6
2015-16	23-20	495	21.5	87	162	.537	6	20	.300	46	65	.708	44	59	103	4.5	56	0	17	42	23	12	226	9.8
Totals	112-57	1978	17.7	308	605	.509	17	58	.293	137	198	.692	164	319	483	4.3	250	5	63	151	100	39	770	6.9

CAREER SEC STATISTICS

Season	GP-GS	Min	Avg	FG	FGA	Pct	3FG	3FGA	Pct	FT	FTA	Pct	Off	Def	Tot	Avg	PF	FO	Ast	TO	Blk	Stl	Pts	Avg
2013	15-10	214	14.3	23	59	.390	2	7	.286	19	28	.679	17	35	52	3.5	30	1	5	22	11	2	67	4.5
2014	18-1	241	13.4	36	64	.563	0	1	.000	10	17	.588	19	53	72	4.0	51	2	9	22	12	9	82	4.6
2015	18-16	418	23.2	57	125	.456	4	17	.235	21	29	.724	25	64	89	4.9	46	1	13	19	22	5	139	7.7
2016	10-7	222	22.2	32	64	.500	1	9	.111	20	27	.741	21	27	48	4.8	22	0	6	21	7	4	85	8.5
Totals	61-34	1095	18.0	148	312	.474	7	34	.206	70	101	.693	82	179	261	4.3	149	4	33	84	52	20	373	6.1



#25 - MINDAUGAS KACINAS

SENIOR | FORWARD | 6'7" | 229 | 3 LETTERS

KLAIPEDA, LITHUANIA/WORD OF LIFE FIRE TRADITIONAL SCHOOL

SEASON NOTABLES

- Averaged 2.3 offensive rebounds per game as a junior
- DNP in exhibition vs. Allen due to lower back pain
- Earned the start in the opener vs. Norfolk State, posting eight points, with four rebounds and two assists in 28 minutes
- Recorded his fourth career double double in a win over Oral Roberts, leading the team with 13 rebounds to go with 12 points.
- Scored a career high with 23 points, while hitting career marks with 10 makes at the foul line on 13 attempts, to lead Gamecocks in win vs. DePaul
- Led the Gamecocks for the second straight game with 18 points and five rebounds in win vs. Hofstra at the Paradise Jam
- Scored 11 points with eight rebounds against Tulsa, and earned a spot on the Paradise Jam all-tournament team for his efforts through the week
- Another steady performance vs. Lipscomb, scoring 15 points with six rebounds and a block; hit 7-of-10 from the floor vs. the Bisons
- Recorded his fifth career double-double against Western Carolina, hitting 8-of-11 attempts with 11 rebounds
- Played a career-high 37 minutes against Clemson, scoring 10 points with four rebounds
- Scored 12 points of 5-of-8 shooting against Francis Marion
- Hit five field goals for 13 points to go with four rebounds in the win over Vanderbilt
- 14 points to go along with five rebounds and two blocks in win vs. Missouri
- Scored 10 points of 5-of-6 field goals in the win at Ole Miss
- Finished with his third double-digit rebounding effort of the season against Miss. State, pulling in 10
- Hit a pair of 3s and scored 11 points total in the road win at Texas A&M

KACINAS' CAREER HIGHS

Points

Career 23, vs. DePaul (Nov. 20, 2015)
 Season 23, vs. DePaul (Nov. 20, 2015)

Field Goals

Career 9, vs. Hofstra (Nov. 22, 2015)
 Season 9, vs. Hofstra (Nov. 22, 2015)

Field Goal Attempts

Career 13, vs. DePaul (Nov. 20, 2015)
 Season 13, vs. DePaul (Nov. 20, 2015)

3-Point Field Goals

Career 2, 4x, last at Texas A&M (Feb. 6, 2016)
 Season 2, twice, last at Texas A&M (Feb. 6, 2016)

3-Point Field Goal Attempts

Career 5, vs. DePaul (Nov. 20, 2015)
 Season 5, vs. DePaul (Nov. 20, 2015)

Free Throws

Career 10, vs. DePaul (Nov. 20, 2015)
 Season 10, vs. DePaul (Nov. 20, 2015)

Free Throw Attempts

Career 15, vs. DePaul (Nov. 20, 2015)
 Season 15, vs. DePaul (Nov. 20, 2015)

Rebounds

Career 14, vs. Longwood (Nov. 9, 2013)
 Season 13, vs. Oral Roberts (Nov. 16, 2015)

Assists

Career 3, 5x, last vs. Alabama (Jan. 30, 2016)
 Season 3, vs. Alabama (Jan. 30, 2016)

Blocks

Career 3, vs. Appalachian State (Dec. 19, 2012)
 Season 2, 3x, last vs. Missouri (Jan. 16, 2016)

Steals

Career 4, at Marshall (Dec. 1, 2014)
 Season 2, vs. Memphis (Jan. 2, 2016)

Minutes Played

Career 37, twice, last vs. Miss. State (Jan. 26, 2016)
 Season 37, twice, last vs. Miss. State (Jan. 26, 2016)

2015-16

Opponent	Date	GS	Min	FG-FGA	Pct	3FG-FGA	Pct	FT-FTA	Pct	Off	Def	Tot	Avg	PF	FO	A	TO	Blk	Stl	Pts	Avg
Norfolk State	11/14/15	*	28	2-7	.285	1-3	.333	3-4	.750	3	1	4	4.0	2	0	2	1	0	0	8	8.0
Oral Roberts	11/16/15	*	33	4-10	.400	0-2	.000	4-4	1.000	6	7	13	8.5	2	0	2	2	1	0	12	10.0
vs. DePaul	11/20/15	*	33	6-13	.461	1-5	.200	10-15	.667	4	1	5	7.3	2	0	1	1	2	0	23	14.3
vs. Hofstra	11/22/15	*	31	9-10	.900	0-1	.000	0-1	.000	2	3	5	6.8	3	0	1	2	0	1	18	15.3
vs. Tulsa	11/23/15	*	32	4-6	.667	1-2	.500	2-4	.500	1	7	8	7.0	2	0	2	0	0	0	11	14.4
Lipscomb	11/27/15	*	30	7-10	.700	0-1	.000	1-2	.500	2	4	6	6.8	2	0	0	1	1	0	15	14.5
Western Carolina	11/30/15	*	26	8-11	.727	2-2	1.000	2-2	1.000	5	6	11	7.4	1	0	0	0	0	1	20	15.3
USF	12/5/15	*	28	4-4	1.000	0-0	.000	0-1	.000	2	1	3	6.9	2	0	1	2	0	1	8	14.4
Drexel	12/15/15	*	11	2-2	1.000	1-1	1.000	0-1	.000	0	2	2	6.3	3	0	0	1	0	0	5	13.3
at Clemson	12/18/15	*	37	4-10	.400	1-2	.500	1-1	1.000	0	4	4	6.1	1	0	2	0	0	0	10	13.0
vs. St. John's	12/22/15	*	33	3-7	.429	0-2	.000	0-2	.000	2	2	4	5.9	1	0	2	1	0	1	6	12.4
Francis Marion	12/30/15	*	24	5-8	.625	1-1	1.000	1-2	.500	0	5	5	5.8	2	0	0	2	1	0	12	12.3
Memphis	1/2/16	*	36	2-7	.286	0-3	.000	4-4	1.000	1	4	5	5.8	1	0	1	2	2	2	8	12.0
at Auburn	1/5/16	*	30	2-4	.500	0-1	.000	3-4	.750	0	2	2	5.5	1	0	1	2	0	1	7	11.6
Vanderbilt	1/9/16	*	33	5-10	.500	0-2	.000	3-6	.500	1	3	4	5.4	3	0	0	2	0	0	13	11.7
at Alabama	1/13/16	*	31	2-8	.250	0-2	.000	2-4	.500	4	1	5	5.4	1	0	1	1	0	0	6	11.4
Missouri	1/16/16	*	33	6-8	.750	0-1	.000	2-4	.500	5	0	5	5.4	0	0	0	2	0	0	14	11.5
at Ole Miss	1/19/16	*	29	5-6	.833	0-0	.000	0-0	.000	2	5	7	5.4	0	0	0	1	1	0	10	11.4
at Tennessee	1/23/16	*	28	1-5	.200	0-1	.000	0-0	.000	1	3	4	5.4	3	0	0	0	0	1	2	10.9
Mississippi State	1/26/16	*	37	3-8	.375	0-1	.000	1-2	.500	3	7	10	5.6	2	0	1	1	1	0	7	10.7
Alabama	1/30/16	*	33	3-9	.333	1-5	.200	1-3	.333	1	5	6	5.6	1	0	3	0	0	1	8	10.6
at Georgia	2/2/16	*	22	2-7	.285	0-2	.000	3-6	.500	5	1	6	5.6	2	0	1	3	0	0	7	10.5
Texas A&M	2/6/16	*	25	4-8	.500	2-3	.667	1-2	.500	2	1	3	5.5	4	0	1	2	0	0	11	10.5
LSU	2/10/16																				
Kentucky	2/13/16																				
at Missouri	2/16/16																				
Florida	2/20/16																				
Tennessee	2/24/16																				
at Mississippi State	2/27/16																				
Georgia	3/3/16																				
at Arkansas	3/5/16																				

CAREER STATISTICS

Season	GP-GS	Min	Avg	FG	FGA	Pct	3FG	3FGA	Pct	FT	FTA	Pct	Off	Def	Tot	Avg	PF	FO	Ast	TO	Blk	Stl	Pts	Avg
2012-13	31-9	606	19.5	57	110	.518	4	20	.200	34	50	.680	50	66	116	3.7	67	1	21	46	15	10	152	4.9
2013-14	34-27	818	24.1	70	126	.556	0	2	.000	50	77	.649	80	95	175	5.1	103	4	12	53	21	31	190	5.6
2014-15	33-0	710	21.5	74	132	.561	9	29	.310	43	59	.729	77	91	168	5.1	82	3	18	34	14	20	200	6.1
2015-16	23-23	683	29.7	93	179	.520	11	43	.256	44	74	.595	52	75	127	5.5	41	0	22	27	11	10	241	10.5
Totals	121-59	2817	23.3	294	547	.537	24	94	.255	171	260	.658	259	327	586	4.8	293	8	73	160	61	71	783	6.5

CAREER SEC STATISTICS

Season	GP-GS	Min	Avg	FG	FGA	Pct	3FG	3FGA	Pct	FT	FTA	Pct	Off	Def	Tot	Avg	PF	FO	Ast	TO	Blk	Stl	Pts	Avg
2013	17-4	255	15.0	16	40	.400	1	7	.143	11	16	.688	14	27	41	2.4	32	0	7	18	2	4	44	2.6
2014	18-11	382	21.2	34	57	.596	0	0	.000	24	36	.667	38	38	76	4.2	58	2	2	23	13	20	92	5.1
2015	18-0	375	20.8	40	72	.556	6	18	.333	19	30	.633	37	42	79	4.4	50	2	9	17	7	6	105	5.8
2016	10-10	301	30.1	33	74	.446	3	18	.167	16	31	.516	24	28	52	5.2	17	0	8	12	4	3	85	8.5
Totals	63-25	1313	20.8	123	243	.506	10	43	.233	70	113	.619	113	135	248	3.9	157	4	26	70	26	33	326	5.2



#20 - JUSTIN MCKIE

JUNIOR | GUARD | 6'4" | 197 | 2 LETTERS
COLUMBIA, S.C./IRMO

SEASON NOTABLES

- Put up career numbers in every major category as a sophomore, averaging 3.2 points and 1.8 rebounds in 11.3 minutes per game
- Tallied three points and three assists in exhibition vs. Allen
- Saw action in the opener vs. Norfolk State, scoring five points and collecting one rebound
- Played a season high 19 minutes vs. Lipscomb, scoring six points and dishing a career-high five assists
- Saw action vs. Missouri, scoring two points, with an assist and a steal
- Scored two points with two rebounds at Tennessee
- Played 13 minutes in the win over Mississippi State

MCKIE'S CAREER HIGHS

Points

Career 12, at Marshall (Dec. 1, 2014)
Season 6, vs. Lipscomb (Nov. 27, 2015)

Field Goals

Career 5, at Marshall (Dec. 1, 2014)
Season 3, vs. Lipscomb (Nov. 27, 2015)

Field Goal Attempts

Career 8, at Marshall (Dec. 1, 2014)
Season 6, twice, last vs. Lipscomb (Nov. 27, 2015)

3-Point Field Goals

Career 2, twice, last vs. UNC Asheville (Nov. 26, 2014)
Season 1, twice, last vs. Francis Marion (Dec. 30, 2015)

3-Point Field Goal Attempts

Career 3, 3x, last vs. Oral Roberts (Nov. 16, 2015)
Season 3, twice, last vs. Lipscomb (Nov. 27, 2015)

Free Throws

Career 4, vs. Florida (Jan. 7, 2015)
Season 2, twice, last vs. Missouri (Jan. 16, 2016)

Free Throw Attempts

Career 4, 3x, last vs. Missouri (Jan. 16, 2016)
Season 4, vs. Missouri (Jan. 16, 2016)

Rebounds

Career 4, 6x, last vs. Miss. State (Feb. 28, 2015)
Season 2, 3x, last vs. Francis Marion (Dec. 30, 2015)

Assists

Career 5, vs. Lipscomb (Nov. 27, 2015)
Season 5, vs. Lipscomb (Nov. 27, 2015)

Blocks

Career 1, vs. Oklahoma St. (Dec. 6, 2014)
Season -

Steals

Career 2, vs. Oklahoma St. (Dec. 6, 2014)
Season 1, twice, last vs. Missouri (Jan. 16, 2016)

Minutes Played

Career 23, vs. Miss. State (Feb. 28, 2015)
Season 19, vs. Lipscomb (Nov. 27, 2015)

2015-16

Opponent	Date	GS	Min	FG-FGA	Pct	3FG-FGA	Pct	FT-FTA	Pct	Off	Def	Tot	Avg	PF	FO	A	TO	Blk	Stl	Pts	Avg
Norfolk State	11/14/15	3	1-2	.500	1-2	.500	2-2	1.000	0	1	1	1.0	0	0	0	0	0	0	0	5	5.0
Oral Roberts	11/16/15	12	0-6	.000	0-3	.000	0-0	.000	1	2	1.5	2	0	0	0	0	0	0	0	0	2.5
vs. DePaul	11/20/15	8	0-0	.000	0-0	.000	0-0	.000	0	1	1	1.3	0	0	0	0	0	0	0	0	1.7
vs. Hofstra	11/22/15	-	-	-	-	-	-	-	-	-DNP - Coach's Decision-											
vs. Tulsa	11/23/15	2	0-0	.000	0-0	.000	0-0	.000	0	0	0	1.0	0	0	0	0	0	0	0	0	1.3
Lipscomb	11/27/15	19	3-6	.500	0-3	.000	0-0	.000	0	1	1	1.0	2	0	5	0	0	1	6	2.2	
Western Carolina	11/30/15	10	0-3	.000	0-1	.000	1-2	.500	0	0	0	0.8	1	0	4	0	0	0	1	2.0	
USF	12/5/15	7	0-0	.000	0-0	.000	0-0	.000	0	2	2	1.0	0	0	0	0	0	0	0	1.7	
Drexel	12/15/15	11	1-4	.250	0-1	.000	1-2	.500	1	0	1	1.0	2	0	1	0	0	0	3	1.9	
at Clemson	12/18/15	8	1-1	1.000	0-0	.000	0-0	.000	1	0	1	1.0	0	0	0	1	0	0	2	1.9	
vs. St. John's	12/22/15	1	0-0	.000	0-0	.000	0-0	.000	0	0	0	0.9	1	0	1	0	0	0	0	1.7	
Francis Marion	12/30/15	9	1-3	.333	1-1	1.000	0-0	.000	0	2	2	1.0	1	0	1	0	0	2	3	1.8	
Memphis	1/2/16	1	0-0	.000	0-0	.000	0-0	.000	0	0	0	0.9	0	0	0	0	0	0	0	1.7	
at Auburn	1/5/16	-	-	-	-	-	-	-	-	-DNP - Coach's Decision-											
Vanderbilt	1/9/16	1	0-0	.000	0-0	.000	0-0	.000	0	1	1	0.9	0	0	0	0	0	0	0	1.5	
at Alabama	1/13/16	9	0-0	.000	0-0	.000	0-0	.000	0	1	1	0.9	0	0	3	0	0	0	0	1.4	
Missouri	1/16/16	13	0-3	.000	0-1	.000	2-4	.500	0	0	0	0.9	0	0	1	1	0	1	2	1.5	
at Ole Miss	1/19/16	4	0-1	.000	0-0	.000	0-0	.000	0	0	0	0.8	0	0	2	0	0	0	0	1.4	
at Tennessee	1/23/16	3	1-3	.333	0-0	.000	0-0	.000	2	2	0.9	1	0	0	0	0	0	2	1.5		
Mississippi State	1/26/16	13	0-1	.000	0-0	.000	0-0	.000	0	1	1	0.9	0	0	1	0	0	0	0	1.3	
Alabama	1/30/16	-	-	-	-	-	-	-	-	-DNP - Illness -											
at Georgia	2/2/16	2	0-0	.000	0-0	.000	0-0	.000	1	0	1	0.9	0	0	0	0	0	0	0	1.3	
Texas A&M	2/6/16	-	-	-	-	-	-	-	-	-DNP - Coach's Decision-											
LSU	2/10/16	-	-	-	-	-	-	-	-	-	-	-	-	-	-	-	-	-	-	-	
Kentucky	2/13/16	-	-	-	-	-	-	-	-	-	-	-	-	-	-	-	-	-	-	-	
at Missouri	2/16/16	-	-	-	-	-	-	-	-	-	-	-	-	-	-	-	-	-	-	-	
Florida	2/20/16	-	-	-	-	-	-	-	-	-	-	-	-	-	-	-	-	-	-	-	
Tennessee	2/24/16	-	-	-	-	-	-	-	-	-	-	-	-	-	-	-	-	-	-	-	
at Mississippi State	2/27/16	-	-	-	-	-	-	-	-	-	-	-	-	-	-	-	-	-	-	-	
Georgia	3/3/16	-	-	-	-	-	-	-	-	-	-	-	-	-	-	-	-	-	-	-	
at Arkansas	3/5/16	-	-	-	-	-	-	-	-	-	-	-	-	-	-	-	-	-	-	-	

CAREER STATISTICS

Season	GP-GS	Min	Avg	FG	FGA	Pct	3FG	3FGA	Pct	FT	FTA	Pct	Off	Def	Tot	Avg	PF	FO	Ast	TO	Blk	Stl	Pts	Avg
2013-14	17-0	80	4.7	3	17	.176	1	8	.125	2	4	.500	4	12	16	0.9	8	0	5	5	0	3	9	0.5
2014-15	25-0	282	11.3	26	67	.388	11	36	.306	18	23	.783	11	33	44	1.8	20	0	8	11	3	9	81	3.2
2015-16	19-0	136	7.2	8	33	.242	2	13	.154	6	10	.600	6	11	17	0.9	10	0	17	4	1	2	24	1.3
Totals	61-0	498	8.2	37	117	.316	14	57	.246	26	37	.703	21	56	77	1.3	38	0	30	20	4	14	114	1.9

CAREER SEC STATISTICS

Season	GP-GS	Min	Avg	FG	FGA	Pct	3FG	3FGA	Pct	FT	FTA	Pct	Off	Def	Tot	Avg	PF	FO	Ast	TO	Blk	Stl	Pts	Avg
2014	9-0	56	6.2	2	11	.182	1	5	.200	0	0	.000	1	9	10	1.1	7	0	5	5	0	2	5	0.6
2015	12-0	130	10.8	5	21	.238	2	11	.182	6	6	1.000	6	12	18	1.5	10	0	1	6	1	2	18	1.5
2016	7-0	45	6.4	1	8	.125	0	2	.000	2	4	.500	3	3	6	0.9	1	0	5	3	0	1	4	0.6
Totals	28-0	231	8.3	8	40	.200	3	18	.167	8	10	.800	10	24	34	1.2	18	0	11	14	1	5	27	1.0



#10 - DUANE NOTICE

JUNIOR | GUARD | 6'2" | 218 | 2 LETTERS

WOODBIDGE, ONTARIO, CANADA/ST. THOMAS MORE (OAKDALE, CONN.)

SEASON NOTABLES

- Is Carolina's top returning scorer after averaging 11.7 points per game last season, posting 20 double-figure scoring games, including three 20-point performances
- Also team's top returning threat from beyond the arc after hitting 36.3 percent of his attempts from 3 last season
- Scored three points, dished two assists in exhibition vs. Allen
- Scored a team high 14 points off the bench vs. Norfolk State, hitting three 3s and dishing three assists in 20 minutes
- Hit four 3-pointers and scored 18 points in a win over Oral Roberts
- Perfect 2-of-2 from 3-point range in win vs. DePaul, scoring 11 points, all in the first half
- Converted a career-high 7-of-10 attempts from the free throw line against Tulsa, finishing with 11 points
- Season high five assists to go along with 16 points and matched a career high with three steals in win vs. Lipscomb
- Went for 15 points in just 19 minutes off the bench against USF, converting 6-of-8 attempts from the field
- Hit a pair of critical 3-pointers in the second half of the team's win over Clemson, finishing with 10 points
- Scored 20 points off the bench against St. John's, hitting 7-of-10 field goals in 28 minutes
- Was a perfect 12-of-12 at the free throw line against Memphis, a new career high, and added a season-best six rebounds
- Scored 20 points off the bench against St. John's, hitting 7-of-10 field goals in 28 minutes
- Hit three 3-pointers and scored 12 points off the bench at Auburn
- Six points and five assists in win vs. Missouri
- Hit four 3-pointers at Ole Miss, finishing with 14 points in 27 minutes of action
- Matched a season high with five assists and added in 14 points off the bench at Tennessee
- Scored 13 points with a career-high three steals in the win over Mississippi State
- Passed 900 career points in the win vs. Alabama. Needs to average 9.4 for the rest of the regular season to reach 1000

NOTICE'S CAREER HIGHS

Points

Career 27, at Marshall (Dec. 1, 2014)
Season 20, vs. St. John's (Dec. 22, 2015)

Field Goals

Career 10, at Marshall (Dec. 1, 2014)
Season 7, vs. St. John's (Dec. 22, 2015)

Field Goal Attempts

Career 18, twice, last at LSU (Jan. 28, 2015)
Season 16, vs. Lipscomb (Nov. 27, 2015)

3-Point Field Goals

Career 5, vs. Clemson (Dec. 20, 2014)
Season 4, twice, last at Ole Miss (Jan. 19, 2016)

3-Point Field Goal Attempts

Career 11, twice, last at Alabama (Feb. 24, 2015)
Season 8, twice, last vs. Miss. State (Jan. 26, 2016)

Free Throws

Career 12, vs. Memphis (Jan. 2, 2016)
Season 12, vs. Memphis (Jan. 2, 2016)

Free Throw Attempts

Career 12, vs. Memphis (Jan. 2, 2016)
Season 12, vs. Memphis (Jan. 2, 2016)

Rebounds

Career 8, vs. Auburn (March 12, 2014)
Season 6, vs. Memphis (Jan. 2, 2016)

Assists

Career 8, vs. S.C. State (Jan. 3, 2014)
Season 5, twice, last at Tennessee (Jan. 23, 2016)

Blocks

Career 1, 8x, vs. Lipscomb (Nov. 27, 2015)
Season 1, vs. Lipscomb (Nov. 27, 2015)

Steals

Career 3, 5x, last, vs. Miss. State (Jan. 26, 2016)
Season 3, twice, last vs. Miss. State (Jan. 26, 2016)

Minutes Played

Career 40, vs. Texas A&M (Feb. 21, 2015)
Season 33, vs. Memphis (Jan. 2, 2016)

2015-16

Opponent	Date	GS	Min	FG-FGA	Pct	3FG-FGA	Pct	FT-FTA	Pct	Off	Def	Tot	Avg	PF	FO	A	TO	Blk	Stl	Pts	Avg
Norfolk State	11/14/15	20	4-11	.364	3-6	.500	3-3	1.000	1	2	3	3.0	3	0	3	0	0	0	0	14	14.0
Oral Roberts	11/16/15	27	6-12	.500	4-7	.571	2-2	1.000	1	3	4	3.5	1	0	0	1	0	0	2	18	16.0
vs. DePaul	11/20/15	23	3-8	.375	2-2	1.000	3-4	.750	1	1	2	3.0	2	0	3	1	0	1	11	14.3	
vs. Hofstra	11/22/15	25	2-7	.285	1-2	.500	2-2	1.000	1	0	1	2.5	0	0	3	0	0	1	7	12.5	
vs. Tulsa	11/23/15	29	2-7	.285	0-1	.000	7-10	.700	0	0	0	2.0	0	0	1	1	0	0	11	12.2	
Lipscomb	11/27/15	24	5-16	.312	2-6	.333	4-5	.800	2	3	5	2.5	2	0	5	0	1	3	16	12.8	
Western Carolina	11/30/15	12	3-6	.500	1-4	.250	0-0	.000	0	0	0	2.1	2	0	0	2	0	0	7	12.0	
USF	12/5/15	19	6-8	.750	2-4	.500	1-1	1.000	0	3	3	2.3	0	0	2	1	0	1	15	12.4	
Drexel	12/15/15	19	2-6	.333	0-3	.000	1-2	.500	1	1	2	2.2	0	0	0	2	0	1	5	11.6	
at Clemson	12/18/15	23	3-10	.300	3-7	.429	1-2	.500	0	2	2	2.1	1	0	1	1	0	0	10	11.4	
vs. St. John's	12/22/15	28	7-10	.700	2-2	1.000	4-5	.800	0	0	0	2.0	2	0	1	2	0	2	20	12.2	
Francis Marion	12/30/15	18	3-9	.333	3-7	.429	1-2	.500	0	0	0	1.8	1	0	1	0	0	2	10	12.0	
Memphis	1/2/16	33	1-8	.125	1-6	.167	12-12	1.000	0	6	6	2.2	2	0	3	1	0	0	15	12.2	
at Auburn	1/5/16	32	4-10	.400	3-6	.500	1-2	.500	0	3	3	2.2	1	0	2	0	0	1	12	12.2	
Vanderbilt	1/9/16	31	2-7	.286	2-4	.500	2-2	1.000	1	1	2	2.2	0	0	4	3	0	0	8	11.9	
at Alabama	1/13/16	22	2-8	.250	0-4	.000	3-3	1.000	0	1	1	2.1	1	0	3	0	0	0	7	11.6	
Missouri	1/16/16	29	2-10	.200	1-6	.166	1-2	.500	1	4	5	2.3	0	0	2	1	0	1	6	11.3	
at Ole Miss	1/19/16	27	5-13	.385	4-8	.500	0-0	.000	0	0	0	2.2	2	0	1	2	0	0	14	11.4	
at Tennessee	1/23/16	27	5-8	.625	2-4	.500	2-4	.500	1	3	4	2.3	3	0	5	1	0	0	14	11.6	
Mississippi State	1/26/16	25	3-10	.300	2-8	.250	5-6	.833	0	4	4	2.4	4	0	3	2	0	3	13	11.7	
Alabama	1/30/16	28	2-6	.333	1-3	.333	2-6	.333	1	2	3	2.4	1	0	0	0	0	1	7	11.4	
at Georgia	2/2/16	30	2-8	.250	2-6	.500	0-0	.000	0	1	1	2.3	2	0	3	1	0	0	6	11.2	
Texas A&M	2/6/16	21	2-4	.500	1-3	.333	0-0	.000	0	1	1	2.3	2	0	2	2	0	1	5	10.9	
LSU	2/10/16																				
Kentucky	2/13/16																				
at Missouri	2/16/16																				
Florida	2/20/16																				
Tennessee	2/24/16																				
at Mississippi State	2/27/16																				
Georgia	3/3/16																				
at Arkansas	3/5/16																				

CAREER STATISTICS

Season	GP-GS	Min	Avg	FG	FGA	Pct	3FG	3FGA	Pct	FT	FTA	Pct	Off	Def	Tot	Avg	PF	FO	Ast	TO	Blk	Stl	Pts	Avg
2013-14	34-22	856	25.2	90	237	.380	21	58	.362	78	116	.672	35	64	99	2.9	72	2	99	89	4	20	279	8.2
2014-15	33-33	987	29.9	127	337	.377	61	168	.363	72	91	.791	20	67	87	2.6	61	0	89	60	4	29	387	11.7
2015-16	23-0	572	24.9	76	202	.376	42	109	.385	57	75	.760	11	41	52	2.3	32	0	48	24	1	20	251	10.9
Totals	90-55	2415	26.8	293	776	.378	124	335	.370	207	282	.734	66	172	238	2.6	165	2	236	173	9	69	917	10.2

CAREER SEC STATISTICS

Season	GP-GS	Min	Avg	FG	FGA	Pct	3FG	3FGA	Pct	FT	FTA	Pct	Off	Def	Tot	Avg	PF	FO	Ast	TO	Blk	Stl	Pts	Avg
2014	18-14	516	28.7	48	133	.361	8	30	.267	46	71	.648	19	34	53	2.9	41	1	50	58	1	11	150	8.3
2015	18-18	548	30.4	62	191	.325	33	102	.324	26	36	.722	12	35	47	2.6	35	0	48	30	2	11	183	10.2
2016	10-0	272	27.2	29	84	.345	18	52	.346	16	25	.640	4	20	24	2.4	16	0	25	12	0	7	92	9.2
Totals	46-32	1336	29.0	139	408	.341	59	184	.321	88	132	.667	35	89	124	2.7	92	1	123	100	3	29	425	9.2



#0 - SINDARIUS THORNWELL

JUNIOR | GUARD | 6'5" | 215 | 2 LETTERS

LANCASTER, S.C./OAK HILL ACADEMY (WILSON, VA.)

SEASON NOTABLES

- Enters this season healthy after dealing with knee tendonitis last season
- Has 821 career points entering his junior campaign
- Has scored in double figures in 45 of his 67 career games, including nine 20-point performances
- Led all scorers with 17 points, while collecting three rebounds in exhibition vs. Allen
- Along with Notice, led the team with 14 points, hitting a three and posting a 7-of-9 effort from the free throw line, while also dishing two assists with three steals in opener vs. Norfolk State
- Passed out seven assists without committing a turnover in a win over Oral Roberts
- Posted fourth-career double-double with 10 points and a team high 10 rebounds in win vs. DePaul
- 14 points on 4-of-8 shooting vs. Hofstra, also pulled down team high nine rebounds with six assists
- Scored 16 points with five steals in the Paradise Jam championship against Tulsa, and earned tournament MVP honors
- Came two rebounds shy of a double-double against Western Carolina, adding in 10 points and three assists
- Hit a season-high six field goals against USEF, finishing with 15 points
- Scored 13 points with five assists and four rebounds against Drexel
- Pulled down nine rebounds and lit up the arena with a momentum-swinging dunk against Clemson
- Scored a season-high 18 points against Memphis, adding three steals and six rebounds in 36 minutes
- Went for his 10th career 20-point game at Auburn, hitting five 3-pointers along with seven assists and three steals
- Reached 1,000 career points in the win over Vanderbilt, finishing with 19 points and eight rebounds
- Matched season high with 22 points, 5 rebounds, 4 assists and 3 steals in win vs. Missouri
- Played a season-high 41 minutes in the overtime win at Ole Miss, dishing out six assists
- Broke out of a shooting slump with 15 points on 4-of-9 shooting in the win over Mississippi State
- Scored 14 points with seven rebounds in the win over Alabama
- Fifth-career double-double with 18 points and 11 rebounds in loss at Georgia; 11 rebounds matches career high
- Played his best all-around game of the season, scoring 25 points with nine assists and six rebounds at Texas A&M

THORNWELL'S CAREER HIGHS

Points

Career 26, at Georgia (Jan. 22, 2014)
 Season 25, at Texas A&M (Feb. 6, 2016)

Field Goals

Career 9, 3x, last at Texas A&M (Feb. 6, 2016)
 Season 9, at Texas A&M (Feb. 6, 2016)

Field Goal Attempts

Career 24, vs. Charlotte (Nov. 21, 2014)
 Season 20, at Texas A&M (Feb. 6, 2016)

3-Point Field Goals

Career 5, at Auburn (Jan. 5, 2016)
 Season 5, at Auburn (Jan. 5, 2016)

3-Point Field Goal Attempts

Career 10, twice, last vs. Charlotte (Nov. 21, 2014)
 Season 8, 3x, last at Texas A&M (Feb. 6, 2016)

Free Throws

Career 10, twice, last vs. Georgia (Feb. 22, 2014)
 Season 9, vs. Memphis (Jan. 2, 2016)

Free Throw Attempts

Career 14, vs. Memphis (Jan. 2, 2016)
 Season 14, vs. Memphis (Jan. 2, 2016)

Rebounds

Career 11, 3x, last at Georgia (Feb. 2, 2016)
 Season 11, at Georgia (Feb. 2, 2016)

Assists

Career 9, twice, last at Texas A&M (Feb. 6, 2016)
 Season 9, at Texas A&M (Feb. 6, 2016)

Blocks

Career 2, 9x, last at Georgia (Feb. 2, 2016)
 Season 2, 3x, last at Georgia (Feb. 2, 2016)

Steals

Career 6, vs. UNC Asheville (Nov. 26, 2014)
 Season 5, vs. Tulsa (Nov. 23, 2015)

Minutes Played

Career 41, at Ole Miss (Jan. 19, 2016)
 Season 41, at Ole Miss (Jan. 19, 2016)

2015-16

Opponent	Date	GS	Min	FG-FGA	Pct	3FG-3FGA	Pct	FT-FTA	Pct	Off	Def	Tot	Avg	PF	FO	A	TO	Blk	Stl	Pts	Avg
Norfolk State	11/14/15	*	31	3-9	.333	1-3	.333	7-9	.778	0	4	4	4.0	2	0	2	3	0	3	14	14.0
Oral Roberts	11/16/15	*	32	3-15	.200	1-4	.250	4-6	.667	1	2	3	3.5	1	0	7	0	0	0	11	12.5
vs. DePaul	11/20/15	*	31	4-10	.400	0-1	.000	2-3	.667	3	7	10	5.7	3	0	3	3	0	2	10	11.7
vs. Hofstra	11/22/15	*	33	4-8	.500	0-2	.000	6-8	.750	1	8	9	6.5	1	0	6	0	0	0	14	12.3
vs. Tulsa	11/23/15	*	30	4-10	.400	2-4	.500	606	1.000	0	3	3	5.8	3	0	2	2	0	5	16	13.0
Lipscomb	11/27/15	*	30	0-5	.000	0-3	.000	2-4	.500	0	5	5	5.7	2	0	6	4	0	2	2	11.2
Western Carolina	11/30/15	*	25	3-12	.250	2-6	.333	2-2	1.000	2	6	8	6.0	0	0	3	3	0	2	10	11.0
USF	12/5/15	*	27	6-13	.462	2-7	.286	1-1	1.000	0	0	0	5.3	2	0	2	1	0	0	15	11.5
Drexel	12/15/15	*	28	4-8	.500	2-3	.667	3-4	.750	1	3	4	5.1	1	0	5	1	0	1	13	11.7
at Clemson	12/18/15	*	31	2-10	.200	1-6	.167	3-3	1.000	3	6	9	5.5	2	0	3	2	1	0	8	11.3
vs. St. John's	12/22/15	*	32	2-5	.400	1-3	.333	5-6	.833	1	3	4	5.4	2	0	3	2	0	0	10	11.2
Francis Marion	12/30/15	*	22	2-5	.400	1-4	.250	2-2	1.000	1	2	3	5.2	2	0	4	2	0	2	7	10.8
Memphis	1/2/16	*	36	4-8	.500	1-3	.333	9-14	.643	1	5	6	5.2	3	0	2	3	2	3	18	11.4
at Auburn	1/5/16	*	36	6-10	.600	5-8	.625	5-6	.833	0	2	2	5.0	1	0	7	3	0	3	22	12.1
Vanderbilt	1/9/16	*	35	6-14	.429	0-3	.000	7-9	.778	2	6	8	5.2	2	0	2	1	0	1	19	12.6
at Alabama	1/13/16	*	31	1-6	.167	0-3	.000	0-0	.000	1	1	2	5.0	1	0	0	3	1	1	2	11.9
Missouri	1/16/16	*	32	7-13	.538	2-6	.333	6-7	.857	1	4	5	5.0	2	0	4	2	1	3	22	12.5
at Ole Miss	1/19/16	*	41	1-15	.067	0-3	.000	3-8	.375	0	2	2	4.8	3	0	6	3	0	1	5	12.1
at Tennessee	1/23/16	*	31	1-8	.125	0-3	.000	0-2	.000	0	0	0	4.6	1	0	4	5	0	0	2	11.6
Mississippi State	1/26/16	*	24	4-9	.444	1-1	1.000	6-6	1.000	1	3	4	4.6	3	0	2	3	1	1	15	11.8
Alabama	1/30/16	*	37	4-9	.444	2-3	.667	4-4	1.000	4	3	7	4.7	3	0	0	4	1	0	14	11.9
at Georgia	2/2/16	*	37	5-15	.333	2-8	.250	6-6	1.000	3	8	11	5.0	1	0	1	1	2	1	18	12.1
Texas A&M	2/6/16	*	39	9-20	.450	4-8	.500	3-4	.750	3	3	6	5.0	0	0	9	1	0	3	25	12.7
LSU	2/10/16																				
Kentucky	2/13/16																				
at Missouri	2/16/16																				
Florida	2/20/16																				
Tennessee	2/24/16																				
at Mississippi State	2/27/16																				
Georgia	3/3/16																				
at Arkansas	3/5/16																				

CAREER STATISTICS

Season	GP-GS	Min	Avg	FG	FGA	Pct	3FG	3FGA	Pct	FT	FTA	Pct	Off	Def	Tot	Avg	PF	FO	Ast	TO	Blk	Stl	Pts	Avg
2013-14	34-34	1007	29.6	143	370	.386	37	100	.370	131	178	.736	48	91	139	4.1	100	2	101	106	21	40	454	13.4
2014-15	33-33	1011	30.6	114	335	.340	38	142	.268	101	141	.716	50	111	161	4.9	83	3	73	71	11	43	367	11.1
2015-16	23-23	731	31.8	85	237	.359	30	95	.316	92	120	.767	29	86	115	5.0	41	0	83	52	9	34	292	12.7
Totals	90-90	2749	30.5	342	942	.363	105	337	.312	234	439	.738	127	288	415	4.6	224	5	257	229	41	117	1113	12.4

CAREER SEC STATISTICS

Season	GP-GS	Min	Avg	FG	FGA	Pct	3FG	3FGA	Pct	FT	FTA	Pct	Off	Def	Tot	Avg	PF	FO	Ast	TO	Blk	Stl	Pts	Avg
2014	18-18	597	33.2	90	229	.393	21	60	.350	79	105	.752	29	56	85	4.7	55	2	72	75	13	21	280	15.6
2015	18-18	578	32.1	55	180	.306	23	83	.277	58	76	.763	24	52	76	4.2	47	2	39	44	3	19	191	10.6
2016	10-10	343	34.3	44	119	.370	16	46	.348	40	52	.769	15	32	47	4.7	17	0	35	26	6	14	144	14.4
Totals	46-46	1518	33.0	189	528	.358	60	189	.317	177	233	.760	68	140	208	4.5	119	4	146	145	22	54	615	13.4



#1 MARCUS STROMAN

SOPHOMORE | GUARD | 6'2" | 185 | 1 LETTER

COLUMBIA, S.C./KEENAN

SEASON NOTABLES

- Returns as team's top assist maker after posting 3.1 per game as a freshman last season
- Dished a team-high five assists and collected three steals in exhibition vs. Allen
- Scored five points, with three rebounds and two assists in 17 minutes off the bench vs. Norfolk State
- Scored season high seven points in win vs. DePaul
- DNP vs. Lipscomb due to an outside left quad strain
- Picked four steals in a win over Western Carolina, a new career high
- Pulled down a season-high five rebounds against Drexel
- Attempted a career-high eight free throws against Memphis, converting five
- Matched his career-high with 10 points at Auburn, hitting all eight of his free throws for another career high
- Gave the offense a boost off the bench with seven points, three assists and no turnovers against Vanderbilt
- DNP vs. Missouri due to concussion related symptoms
- Returned to action at Ole Miss, playing 15 minutes in the win
- Commanded the offense in the second half of the team's win over Miss. State, finishing with three assists
- Pulled down a season-high six rebounds in the win over Alabama

STROMAN'S CAREER HIGHS

Points

Career 10, 3x, at Auburn (Jan. 5, 2016)
 Season 10, at Auburn (Jan. 5, 2016)

Field Goals

Career 4, vs. Akron (Nov. 23, 2014)
 Season 2, twice, last vs. Vanderbilt (Jan. 9, 2016)

Field Goal Attempts

Career 9, at Arkansas (Feb. 3, 2015)
 Season 6, vs. DePaul (Nov. 20, 2015)

3-Point Field Goals

Career 1, 4x last, vs. Vanderbilt (Jan. 9, 2016)
 Season 1, 3x, last vs. Vanderbilt (Jan. 9, 2016)

3-Point Field Goal Attempts

Career 3, 3x, last vs. DePaul (Nov. 20, 2015)
 Season 3, vs. DePaul (Nov. 20, 2015)

Free Throws

Career 8, at Auburn (Jan. 5, 2016)
 Season 8, at Auburn (Jan. 5, 2016)

Free Throw Attempts

Career 8, twice, last at Auburn (Jan. 5, 2016)
 Season 8, twice, last at Auburn (Jan. 5, 2016)

Rebounds

Career 8, vs. Oklahoma St. (Dec. 6, 2014)
 Season 6, vs. Alabama (Jan. 30, 2016)

Assists

Career 8, vs. Coker (Dec. 21, 2014)
 Season 3, 3x, last vs. Vanderbilt (Jan. 9, 2016)

Blocks

Career 1, 7x, last vs. Vanderbilt (Jan. 9, 2016)
 Season 1, 4x, last vs. Vanderbilt (Jan. 9, 2016)

Steals

Career 4, vs. Western Carolina (Nov. 30, 2015)
 Season 4, vs. Western Carolina (Nov. 30, 2015)

Minutes Played

Career 29, vs. Florida (Jan. 7, 2015)
 Season 23, vs. Vanderbilt (Jan. 9, 2016)

2015-16

Opponent	Date	GS	Min	FG-FGA	Pct	3FG-FGA	Pct	FT-FTA	Pct	Off	Def	Tot	Avg	PF	FO	A	TO	Blk	Stl	Pts	Avg
Norfolk State	11/14/15	17	1-1	1.000	1-1	1.000	2-4	.500	1	2	3	3.0	0	0	2	2	0	0	0	5	5.0
Oral Roberts	11/16/15	22	0-3	.000	0-1	.000	0-0	.000	1	0	1	2.0	1	0	1	0	0	0	0	0	2.5
vs. DePaul	11/20/15	18	2-6	.333	1-3	.333	2-2	1.000	0	3	3	2.3	2	0	0	1	0	0	0	7	4.0
vs. Hofstra	11/22/15	15	0-1	.000	0-0	.000	0-0	.000	1	0	1	2.0	4	0	2	0	0	1	0	1	3.0
vs. Tulsa	11/23/15	19	1-1	1.000	0-0	.000	0-2	.000	0	2	2	2.0	1	0	1	3	0	0	2	2.8	
Lipscomb	11/27/15	-	-	-	-	-	-	-	-	-	-	-	-	-	-	-	-	-	-	-	-
Western Carolina	11/30/15	21	0-2	.000	0-0	.000	1-2	.500	0	3	3	2.2	0	0	3	3	1	4	1	2.5	
USF	12/5/15	10	1-1	1.000	0-0	.000	0-0	.000	1	2	3	2.3	0	0	3	1	1	0	0	2	2.4
Drexel	12/15/15	16	0-1	.000	0-0	.000	2-4	.500	1	4	5	2.6	1	0	2	2	1	0	2	2.4	
at Clemson	12/18/15	10	0-1	.000	0-0	.000	0-0	.000	0	1	1	2.4	0	0	2	0	0	1	0	2.1	
vs. St. John's	12/22/15	16	0-2	.000	0-0	.000	2-2	1.000	1	0	1	2.3	2	0	2	0	0	1	2	2.1	
Francis Marion	12/30/15	12	0-0	.000	0-0	.000	2-2	1.000	0	2	2	2.3	0	0	0	2	0	0	2	2.1	
Memphis	1/2/16	19	0-1	.000	0-0	.000	5-8	.625	0	2	2	2.3	3	0	2	0	0	2	5	2.3	
at Auburn	1/5/16	21	1-1	1.000	0-0	.000	8-8	1.000	1	1	2	2.2	2	0	0	1	0	1	10	2.9	
Vanderbilt	1/9/16	23	2-5	.400	1-1	1.000	2-4	.500	0	2	2	2.2	3	0	3	0	1	0	7	3.2	
at Alabama	1/13/16	16	0-2	.000	0-0	.000	0-0	.000	0	1	1	2.1	2	0	0	0	0	1	0	3.0	
Missouri	1/16/16	-	-	-	-	-	-	-	-	-	-	-	-	-	-	-	-	-	-	-	-
at Ole Miss	1/19/16	15	0-1	.000	0-0	.000	0-0	.000	0	1	1	2.1	4	0	2	1	0	2	0	2.8	
at Tennessee	1/23/16	12	0-1	.000	0-0	.000	0-0	.000	1	0	1	2.0	1	0	0	3	0	0	0	2.6	
Mississippi State	1/26/16	22	1-3	.333	0-0	.000	0-2	.000	2	0	2	2.0	2	0	3	2	0	0	2	2.6	
Alabama	1/30/16	18	0-4	.000	0-0	.000	1-2	.500	1	5	6	2.2	1	0	0	1	0	2	0	2.5	
at Georgia	2/2/16	6	0-1	.000	0-0	.000	0-0	.000	0	1	1	2.2	0	0	0	0	0	0	0	2.4	
Texas A&M	2/6/16	6	0-0	.000	0-0	.000	0-0	.000	0	0	0	2.0	3	0	2	1	0	0	0	2.5	
LSU	2/10/16	-	-	-	-	-	-	-	-	-	-	-	-	-	-	-	-	-	-	-	-
Kentucky	2/13/16	-	-	-	-	-	-	-	-	-	-	-	-	-	-	-	-	-	-	-	-
at Missouri	2/16/16	-	-	-	-	-	-	-	-	-	-	-	-	-	-	-	-	-	-	-	-
Florida	2/20/16	-	-	-	-	-	-	-	-	-	-	-	-	-	-	-	-	-	-	-	-
Tennessee	2/24/16	-	-	-	-	-	-	-	-	-	-	-	-	-	-	-	-	-	-	-	-
at Mississippi State	2/27/16	-	-	-	-	-	-	-	-	-	-	-	-	-	-	-	-	-	-	-	-
Georgia	3/3/16	-	-	-	-	-	-	-	-	-	-	-	-	-	-	-	-	-	-	-	-
at Arkansas	3/5/16	-	-	-	-	-	-	-	-	-	-	-	-	-	-	-	-	-	-	-	-

CAREER STATISTICS

Season	GP-GS	Min	Avg	FG	FGA	Pct	3FG	3FGA	Pct	FT	FTA	Pct	Off	Def	Tot	Avg	PF	FO	Ast	TO	Blk	Stl	Pts	Avg
2014-15	28-0	573	20.5	39	104	.375	2	18	.111	41	63	.651	16	57	73	2.6	61	0	87	57	4	22	121	4.3
2015-16	21-0	334	15.9	9	38	.237	3	6	.500	27	40	.675	11	32	43	2.0	32	0	30	24	4	15	48	2.3
Totals	49-0	907	18.5	48	142	.338	5	24	.208	68	103	.660	27	89	116	2.4	93	0	115	80	8	37	169	3.4

CAREER SEC STATISTICS

Season	GP-GS	Min	Avg	FG	FGA	Pct	3FG	3FGA	Pct	FT	FTA	Pct	Off	Def	Tot	Avg	PF	FO	Ast	TO	Blk	Stl	Pts	Avg
2015	13-0	253	19.5	16	49	.327	1	11	.091	16	25	.640	5	17	22	1.7	31	0	34	24	2	10	49	3.8
2016	9-0	139	15.4	4	18	.222	1	11	1.000	11	16	.688	5	11	16	1.8	18	0	10	9	1	6	20	2.2
Totals	22-0	386	17.8	20	67	.299	2	12	.167	27	41	.659	140	28	38	1.7	49	0	44	33	3	16	69	3.1



#5 TEMARCUS BLANTON

R-FRESHMAN | GUARD | 6'5" | 215 | HS

LOCUST GROVE, GA./LUELLA

SEASON NOTABLES

- Returns after suffering a season-ending hip injury which required surgery during the 2014-15 preseason
- Scored seven points in just six minutes in exhibition vs. Allen
- Played seven minutes against Western Carolina, recording his first two career field goal attempts and a steal
- Scored his first career points in the win over USEF, playing six minutes against the Bulls
- Hit both attempts from 3 against Drexel, his first made field goals at Carolina

BLANTON'S SEASON HIGHS

Points

6, vs. Drexel (Dec. 15, 2015)

Field Goals

2, vs. Drexel (Dec. 15, 2015)

Field Goal Attempts

2, 3x, last vs. Francis Marion (Dec. 30, 2015)

3-Point Field Goals

2, vs. Drexel (Dec. 15, 2015)

3-Point Field Goal Attempts

2, vs. Drexel (Dec. 15, 2015)

Free Throws

2, twice, last vs. Francis Marion (Dec. 30, 2015)

Free Throw Attempts

2, twice, last vs. Francis Marion (Dec. 30, 2015)

Rebounds

3, vs. Francis Marion (Dec. 30, 2015)

Assists

1, twice, last vs. Western Carolina (Nov. 30, 2015)

Blocks

-

Steals

1, twice, last vs. USEF (Dec. 5, 2015)

Minutes Played

7, vs. Western Carolina (Nov. 30, 2015)

2015-16

Opponent	Date	GS	Min	FG-FGA	Pct	3FG-FGA	Pct	FT-FTA	Pct	Off	Def	Tot	Avg	PF	FO	A	TO	Blk	Stl	Pts	Avg
Norfolk State	11/14/15	1	0-0	.000	0-0	.000	0-0	.000	0	0	0	0.0	1	0	1	0	0	0	0	0	0.0
Oral Roberts	11/16/15	1	0-0	.000	0-0	.000	0-0	.000	0	0	0	0.0	1	0	0	0	0	0	0	0	0.0
vs. DePaul	11/20/15	-	-	-	-	-	-	-	-	-	-	-	-	-	-	-	-	-	-	-	-
vs. Hofstra	11/22/15	-	-	-	-	-	-	-	-	-	-	-	-	-	-	-	-	-	-	-	-
vs. Tulsa	11/23/15	-	-	-	-	-	-	-	-	-	-	-	-	-	-	-	-	-	-	-	-
Lipscomb	11/27/15	5	0-0	.000	0-0	.000	0-0	.000	0	0	0	0.0	1	0	0	1	0	0	0	0	0.0
Western Carolina	11/30/15	7	0-2	.000	0-0	.000	0-0	.000	0	0	0	0.0	0	0	1	0	0	0	1	0	0.0
USEF	12/5/15	6	0-1	.000	0-0	.000	2-2	1.000	0	1	1	0.2	0	0	0	0	0	0	1	2	0.4
Drexel	12/15/15	3	2-2	1.000	2-2	1.000	0-0	.000	0	1	1	0.3	0	0	0	0	0	0	0	6	1.3
at Clemson	12/18/15	-	-	-	-	-	-	-	-	-	-	-	-	-	-	-	-	-	-	-	-
vs. St. John's	12/22/15	-	-	-	-	-	-	-	-	-	-	-	-	-	-	-	-	-	-	-	-
Francis Marion	12/30/15	6	0-2	.000	0-1	.000	2-2	1.000	2	1	3	0.7	1	0	0	0	0	0	0	2	1.4
Memphis	1/2/16	-	-	-	-	-	-	-	-	-	-	-	-	-	-	-	-	-	-	-	-
at Auburn	1/5/16	-	-	-	-	-	-	-	-	-	-	-	-	-	-	-	-	-	-	-	-
Vanderbilt	1/9/16	-	-	-	-	-	-	-	-	-	-	-	-	-	-	-	-	-	-	-	-
at Alabama	1/13/16	-	-	-	-	-	-	-	-	-	-	-	-	-	-	-	-	-	-	-	-
Missouri	1/16/16	-	-	-	-	-	-	-	-	-	-	-	-	-	-	-	-	-	-	-	-
at Ole Miss	1/19/16	-	-	-	-	-	-	-	-	-	-	-	-	-	-	-	-	-	-	-	-
at Tennessee	1/23/16	-	-	-	-	-	-	-	-	-	-	-	-	-	-	-	-	-	-	-	-
Mississippi State	1/26/16	-	-	-	-	-	-	-	-	-	-	-	-	-	-	-	-	-	-	-	-
Alabama	1/30/16	-	-	-	-	-	-	-	-	-	-	-	-	-	-	-	-	-	-	-	-
at Georgia	2/2/16	-	-	-	-	-	-	-	-	-	-	-	-	-	-	-	-	-	-	-	-
Texas A&M	2/6/16	-	-	-	-	-	-	-	-	-	-	-	-	-	-	-	-	-	-	-	-
LSU	2/10/16	-	-	-	-	-	-	-	-	-	-	-	-	-	-	-	-	-	-	-	-
Kentucky	2/13/16	-	-	-	-	-	-	-	-	-	-	-	-	-	-	-	-	-	-	-	-
at Missouri	2/16/16	-	-	-	-	-	-	-	-	-	-	-	-	-	-	-	-	-	-	-	-
Florida	2/20/16	-	-	-	-	-	-	-	-	-	-	-	-	-	-	-	-	-	-	-	-
Tennessee	2/24/16	-	-	-	-	-	-	-	-	-	-	-	-	-	-	-	-	-	-	-	-
at Mississippi State	2/27/16	-	-	-	-	-	-	-	-	-	-	-	-	-	-	-	-	-	-	-	-
Georgia	3/3/16	-	-	-	-	-	-	-	-	-	-	-	-	-	-	-	-	-	-	-	-
at Arkansas	3/5/16	-	-	-	-	-	-	-	-	-	-	-	-	-	-	-	-	-	-	-	-

CAREER STATISTICS

Season	GP-GS	Min	Avg	FG	FGA	Pct	3FG	3FGA	Pct	FT	FTA	Pct	Off	Def	Tot	Avg	PF	FO	Ast	TO	Blk	Stl	Pts	Avg
2015-16	7-0	29	4.1	2	7	.286	2	4	.500	4	4	1.000	2	3	5	0.7	4	0	2	1	0	2	10	1.4

CAREER SEC STATISTICS

Season	GP-GS	Min	Avg	FG	FGA	Pct	3FG	3FGA	Pct	FT	FTA	Pct	Off	Def	Tot	Avg	PF	FO	Ast	TO	Blk	Stl	Pts	Avg
2016	-	-	-	-	-	-	-	-	-	-	-	-	-	-	-	-	-	-	-	-	-	-	-	-



#23 ERIC COBB

FRESHMAN | FORWARD | 6'9" | 296 | HS

JACKSONVILLE, FLA./ST. FRANCIS ACADEMY (BALTIMORE)

SEASON NOTABLES

- Noted as a true post player who has the ability to play with his back to the basket
- 4-star prospect by several outlets
- Led the team with 14 rebounds, while adding eight points in exhibition vs. Allen
- Saw action vs. Norfolk State, scored two points
- Earned extended playing time with an efficient day against Oral Roberts, with six points and three rebounds in 12 minutes
- Saw action vs. DePaul, collecting three rebounds
- Hit a pair of field goals in a win over Western Carolina
- Pulled down a season-best four rebounds against Drexel
- Provided a big boost off the bench vs. Clemson, with four points and a new season-high of five rebounds
- Played a season-high 16 minutes with seven rebounds against Francis Marion
- Hit his first career free throw against Alabama, attempting four despite just one minute of playing time

COBB'S SEASON HIGHS

Points

6, vs. Oral Roberts (Nov. 16, 2015)

Field Goals

3, vs. Oral Roberts (Nov. 16, 2015)

Field Goal Attempts

4, vs. Western Carolina (Nov. 30, 2015)

3-Point Field Goals

-

3-Point Field Goal Attempts

-

Free Throws

1, vs. Alabama (Jan. 30, 2016)

Free Throw Attempts

4, vs. Alabama (Jan. 30, 2016)

Rebounds

7, vs. Francis Marion (Dec. 30, 2015)

Assists

2, vs. Francis Marion (Dec. 30, 2015)

Blocks

1, twice, last vs. Francis Marion (Dec. 30, 2015)

Steals

1, vs. Norfolk State (Nov. 14, 2015)

Minutes Played

16, vs. Francis Marion (Dec. 30, 2015)

2015-16

Opponent	Date	GS	Min	FG-FGA	Pct	3FG-FGA	Pct	FT-FTA	Pct	Off	Def	Tot	Avg	PF	FO	A	TO	Blk	Stl	Pts	Avg
Norfolk State	11/14/15	8	1-1	1.000	0-0	.000	0-1	.000	0	1	1	1.0	2.0	0	1	0	1	0	1	2	2.0
Oral Roberts	11/16/15	12	3-3	1.000	0-0	.000	0-0	.000	2	1	3	2.0	1.0	0	1	0	1	0	0	8	5.0
vs. DePaul	11/20/15	11	0-0	.000	0-0	.000	0-0	.000	0	3	3	2.3	0.0	0	0	0	0	0	0	0	2.7
vs. Hofstra	11/22/15	4	1-2	.500	0-0	.000	0-0	.000	0	0	0	1.8	1.0	0	0	0	0	0	0	2	2.5
vs. Tulsa	11/23/15	9	1-2	.500	0-0	.000	0-0	.000	0	3	3	2.0	4.0	0	0	2	0	0	0	2	2.4
Lipscomb	11/27/15	2	0-0	.000	0-0	.000	0-0	.000	0	1	1	1.8	0.0	0	0	0	0	0	0	0	2.0
Western Carolina	11/30/15	10	2-4	.500	0-0	.000	0-2	.000	1	0	1	1.7	0.0	0	0	1	0	0	0	4	2.3
USF	12/5/15	8	0-0	.000	0-0	.000	0-0	.000	0	1	1	1.6	1.0	1	1	1	0	0	0	0	2.0
Drexel	12/15/15	12	0-1	.000	0-0	.000	0-0	.000	0	4	4	1.9	2.0	0	0	1	1	0	0	0	1.8
at Clemson	12/18/15	11	2-2	1.000	0-0	.000	0-0	.000	2	3	5	2.2	2.0	0	0	1	0	0	0	4	1.9
vs. St. John's	12/22/15	6	0-0	.000	0-0	.000	0-0	.000	1	2	3	2.3	2.0	0	0	1	0	0	0	0	1.8
Francis Marion	12/30/15	16	1-1	1.000	0-0	.000	0-7	.000	4	3	7	2.7	0.0	2	2	2	1	0	0	2	1.8
Memphis	1/2/16	3	0-0	.000	0-0	.000	0-0	.000	0	0	0	2.5	2.0	0	0	0	0	0	0	0	1.7
at Auburn	1/5/16	-	-	-	-	-	-	-	-	-	-	-	-	-	-	-	-	-	-	-	-
Vanderbilt	1/9/16	4	0-0	.000	0-0	.000	0-0	.000	0	3	3	2.5	0.0	0	0	0	0	0	0	0	1.6
at Alabama	1/13/16	3	1-2	.500	0-0	.000	0-0	.000	1	1	2	2.5	0.0	0	0	0	0	0	0	2	1.6
Missouri	1/16/16	2	0-0	.000	0-0	.000	0-0	.000	0	0	0	2.3	0.0	0	0	1	0	0	0	0	1.5
at Ole Miss	1/19/16	-	-	-	-	-	-	-	-	-	-	-	-	-	-	-	-	-	-	-	-
at Tennessee	1/23/16	2	0-1	.000	0-0	.000	0-0	.000	1	1	2	2.3	0.0	0	0	0	0	0	0	0	1.4
Mississippi State	1/26/16	4	0-0	.000	0-0	.000	0-4	.000	0	1	1	2.2	1.0	0	0	0	0	0	0	0	1.3
Alabama	1/30/16	1	0-0	.000	0-0	.000	1-4	.250	1	0	1	2.2	1.0	0	0	0	0	0	0	1	1.3
at Georgia	2/2/16	3	0-0	.000	0-0	.000	0-0	.000	0	0	0	2.1	0.0	0	0	0	0	0	0	0	1.3
Texas A&M	2/6/16	-	-	-	-	-	-	-	-	-	-	-	-	-	-	-	-	-	-	-	-
LSU	2/10/16	-	-	-	-	-	-	-	-	-	-	-	-	-	-	-	-	-	-	-	-
Kentucky	2/13/16	-	-	-	-	-	-	-	-	-	-	-	-	-	-	-	-	-	-	-	-
at Missouri	2/16/16	-	-	-	-	-	-	-	-	-	-	-	-	-	-	-	-	-	-	-	-
Florida	2/20/16	-	-	-	-	-	-	-	-	-	-	-	-	-	-	-	-	-	-	-	-
Tennessee	2/24/16	-	-	-	-	-	-	-	-	-	-	-	-	-	-	-	-	-	-	-	-
at Mississippi State	2/27/16	-	-	-	-	-	-	-	-	-	-	-	-	-	-	-	-	-	-	-	-
Georgia	3/3/16	-	-	-	-	-	-	-	-	-	-	-	-	-	-	-	-	-	-	-	-
at Arkansas	3/5/16	-	-	-	-	-	-	-	-	-	-	-	-	-	-	-	-	-	-	-	-

CAREER STATISTICS

Season	GP-GS	Min	Avg	FG	FGA	Pct	3FG	3FGA	Pct	FT	FTA	Pct	Off	Def	Tot	Avg	PF	FO	Ast	TO	Blk	Stl	Pts	Avg
2015-16	20-0	131	6.6	12	19	.632	0	0	.000	1	18	.056	13	28	41	2.1	22	0	3	12	2	1	25	1.3

CAREER SEC STATISTICS

Season	GP-GS	Min	Avg	FG	FGA	Pct	3FG	3FGA	Pct	FT	FTA	Pct	Off	Def	Tot	Avg	PF	FO	Ast	TO	Blk	Stl	Pts	Avg
2016	7-0	19	2.7	1	3	.333	0	0	.000	1	8	.125	3	6	9	1.3	2	0	0	1	0	0	3	0.4



#2 RAYMOND DOBY

FRESHMAN | FORWARD | 6'6" | 233 | HS

CAHOKIA, ILL./MONTROSE CHRISTIAN SCHOOL

SEASON NOTABLES

- 3-star prospect who will provide size and athleticism in the front court
- Collected one steal and one rebound in exhibition vs. Allen
- Played four minutes against Western Carolina, recording his first career block
- Played three minutes vs. Drexel
- Scored eight points with four rebounds in just seven minutes of playing time vs. Francis Marion
- Made his SEC debut at Alabama, hitting both field goals in four minutes of action
- Played three minutes in the rematch with the Crimson Tide, attempting a pair of shots

DOBY'S SEASON HIGHS

Points

8, vs. Francis Marion (Dec. 30, 2015)

Field Goals

2, twice, last at Alabama (Jan. 13, 2016)

Field Goal Attempts

5, vs. Francis Marion (Dec. 30, 2015)

3-Point Field Goals

-

3-Point Field Goal Attempts

-

Free Throws

4, vs. Francis Marion (Dec. 30, 2015)

Free Throw Attempts

8, vs. Francis Marion (Dec. 30, 2015)

Rebounds

4, vs. Francis Marion (Dec. 30, 2015)

Assists

-

Blocks

1, vs. Western Carolina (Nov. 30, 2015)

Steals

1, twice, last at Georgia (Feb. 2, 2016)

Minutes Played

7, vs. Francis Marion (Dec. 30, 2015)

2015-16

Opponent	Date	GS	Min	FG-FGA	Pct	3FG-FGA	Pct	FT-FTA	Pct	Off	Def	Tot	Avg	PF	FO	A	TO	Blk	Stl	Pts	Avg
Norfolk State	11/14/15	-	-	-	-	-	-	-	-	-DNP - Coach's Decision-	-	-	-	-	-	-	-	-	-	-	-
Oral Roberts	11/16/15	1	0-0	.000	0-0	.000	0-0	.000	0-0	0	0	0	0.0	1	0	0	0	0	0	0	0.0
vs. DePaul	11/20/15	1	0-0	.000	0-0	.000	0-0	.000	0-0	0	0	0	0.0	3	0	0	0	0	0	0	0.0
vs. Hofstra	11/22/15	-	-	-	-	-	-	-	-	-DNP - Coach's Decision-	-	-	-	-	-	-	-	-	-	-	-
vs. Tulsa	11/23/15	-	-	-	-	-	-	-	-	-DNP - Coach's Decision-	-	-	-	-	-	-	-	-	-	-	-
Lipscomb	11/27/15	2	0-1	.000	0-0	.000	0-0	.000	0-1	1	1	0.3	0	0	0	0	0	0	0	0	0.0
Western Carolina	11/30/15	4	0-0	.000	0-0	.000	0-0	.000	0-0	0	0	0.3	0	0	0	0	1	0	0	0	0.0
USF	12/5/15	-	-	-	-	-	-	-	-	-DNP - Back Spasms-	-	-	-	-	-	-	-	-	-	-	-
Drexel	12/15/15	3	0-0	.000	0-0	.000	0-0	.000	0-0	0	0	0.2	0	0	0	1	0	0	0	0	0.0
at Clemson	12/18/15	-	-	-	-	-	-	-	-	-DNP - Coach's Decision-	-	-	-	-	-	-	-	-	-	-	-
vs. St. John's	12/22/15	-	-	-	-	-	-	-	-	-DNP - Coach's Decision-	-	-	-	-	-	-	-	-	-	-	-
Francis Marion	12/30/15	7	2-5	.400	0-0	.000	4-8	.500	3-1	4	0.8	0	0	0	0	0	0	0	8	1.3	
Memphis	1/2/16	-	-	-	-	-	-	-	-	-DNP - Coach's Decision-	-	-	-	-	-	-	-	-	-	-	-
at Auburn	1/5/16	-	-	-	-	-	-	-	-	-DNP - Coach's Decision-	-	-	-	-	-	-	-	-	-	-	-
Vanderbilt	1/9/16	-	-	-	-	-	-	-	-	-DNP - Coach's Decision-	-	-	-	-	-	-	-	-	-	-	-
at Alabama	1/13/16	4	2-2	1.000	0-0	.000	0-0	.000	0-0	0	0	0.7	0	0	0	0	0	0	4	1.7	
Missouri	1/16/16	-	-	-	-	-	-	-	-	-DNP - Coach's Decision-	-	-	-	-	-	-	-	-	-	-	-
at Ole Miss	1/19/16	-	-	-	-	-	-	-	-	-DNP - Coach's Decision-	-	-	-	-	-	-	-	-	-	-	-
at Tennessee	1/23/16	-	-	-	-	-	-	-	-	-DNP - Coach's Decision-	-	-	-	-	-	-	-	-	-	-	-
Mississippi State	1/26/16	-	-	-	-	-	-	-	-	-DNP - Coach's Decision-	-	-	-	-	-	-	-	-	-	-	-
Alabama	1/30/16	3	0-2	.000	0-0	.000	0-0	.000	0-0	0	0	0.6	1	0	0	0	0	1	0	1.5	
at Georgia	2/2/16	6	0-0	.000	0-0	.000	0-0	.000	0-0	0	0	0.6	1	0	0	0	0	1	0	1.3	
Texas A&M	2/6/16	-	-	-	-	-	-	-	-	-DNP - Coach's Decision-	-	-	-	-	-	-	-	-	-	-	-
LSU	2/10/16	-	-	-	-	-	-	-	-	-	-	-	-	-	-	-	-	-	-	-	-
Kentucky	2/13/16	-	-	-	-	-	-	-	-	-	-	-	-	-	-	-	-	-	-	-	-
at Missouri	2/16/16	-	-	-	-	-	-	-	-	-	-	-	-	-	-	-	-	-	-	-	-
Florida	2/20/16	-	-	-	-	-	-	-	-	-	-	-	-	-	-	-	-	-	-	-	-
Tennessee	2/24/16	-	-	-	-	-	-	-	-	-	-	-	-	-	-	-	-	-	-	-	-
at Mississippi State	2/27/16	-	-	-	-	-	-	-	-	-	-	-	-	-	-	-	-	-	-	-	-
Georgia	3/3/16	-	-	-	-	-	-	-	-	-	-	-	-	-	-	-	-	-	-	-	-
at Arkansas	3/5/16	-	-	-	-	-	-	-	-	-	-	-	-	-	-	-	-	-	-	-	-

CAREER STATISTICS

Season	GP-GS	Min	Avg	FG	FGA	Pct	3FG	3FGA	Pct	FT	FTA	Pct	Off	Def	Tot	Avg	PF	FO	Ast	TO	Blk	Stl	Pts	Avg
2015-16	9-0	31	3.4	4	10	.400	0	0	.000	4	8	.500	3	2	5	0.6	6	0	0	2	1	2	12	1.3

CAREER SEC STATISTICS

Season	GP-GS	Min	Avg	FG	FGA	Pct	3FG	3FGA	Pct	FT	FTA	Pct	Off	Def	Tot	Avg	PF	FO	Ast	TO	Blk	Stl	Pts	Avg
2016	3-0	13	4.3	2-4	.500	0	0	.000	0	0	.000	0	0	0	0.0	2	0	0	0	0	0	2	4	1.3



#15 PJ DOZIER

FRESHMAN | GUARD | 6'6" | 200 | HS

COLUMBIA, S.C./SPRING VALLEY

SEASON NOTABLES

- Highly-touted recruit and noted as one of the top point guards in the nation in his class
- Rated as the No. 19 overall prospect by ESPN.com
- 2015 McDonald's All-American and 2014-15 Gatorade Player of the Year in the State of South Carolina
- Dished four assists with two steals, seven points and seven rebounds in exhibition vs. Allen
- Earned the start in first-career game vs. Norfolk State, scored seven points with three assists, four rebounds and three steals in 21 minutes
- Seven points, with two rebounds and two steals in win vs. DePaul
- Best game of the season to date with 12 points and nine rebounds in 26 minutes vs. Hofstra
- Eight points with four assists in Paradise Jam Championship vs. Tulsa
- Scored 11 points and dished a season high five assists with six rebounds and a pair of steals vs. Lipscomb
- Picked up four steals to go with 12 points in 26 minutes against USF
- Led the team with 16 points, ten coming from the free throw line, in 24 minutes of action vs. Drexel
- Had his most efficient night of shooting as a Gamecock, scoring 13 points on 5-of-8 shooting vs. Clemson
- Double figures for first time since Clemson with 11 in win vs. Missouri, also added 7 rebounds
- Three assists with four points in loss at Georgia
- Enjoyed one of his best SEC games, scoring nine points with four assists and four rebounds at Texas A&M

DOZIER'S SEASON HIGHS

Points

16, vs. Drexel (Dec. 15, 2015)

Field Goals

5, 3x, last at Clemson (Dec. 18, 2015)

Field Goal Attempts

12, vs. USF (Dec. 5, 2015)

3-Point Field Goals

2, vs. Hofstra (Nov. 22, 2015)

3-Point Field Goal Attempts

4, twice, last vs. Francis Marion (Dec. 30, 2015)

Free Throws

10, vs. Drexel (Dec. 15, 2015)

Free Throw Attempts

16, vs. Drexel (Dec. 15, 2015)

Rebounds

9, vs. Hofstra (Nov. 22, 2015)

Assists

5, twice, last at Auburn (Jan. 5, 2016)

Blocks

2, vs. Oral Roberts (Nov. 16, 2015)

Steals

5, vs. Francis Marion (Dec. 30, 2015)

Minutes Played

27, at Clemson (Dec. 18, 2015)

2015-16

Opponent	Date	GS	Min	FG-FGA	Pct	3FG-FGA	Pct	FT-FTA	Pct	Off	Def	Tot	Avg	PF	FO	A	TO	Blk	Stl	Pts	Avg
Norfolk State	11/14/15	*	21	3-7	.428	1-2	.500	0-2	.000	1	3	4	4.0	3	0	3	1	0	3	7	7.0
Oral Roberts	11/16/15	*	12	0-3	.000	0-1	.000	0-0	.000	0	2	2	3.0	2	0	2	1	2	1	0	3.5
vs. DePaul	11/20/15	*	14	3-6	.500	0-0	.000	1-2	.500	1	1	2	2.7	2	0	0	2	0	2	7	4.7
vs. Hofstra	11/22/15	*	26	5-10	.500	2-2	1.000	0-1	.000	4	5	9	4.3	3	0	2	3	0	0	12	6.5
vs. Tulsa	11/23/15	*	17	3-6	.500	2-4	.500	0-0	.000	0	4	4	4.2	4	0	4	2	1	0	8	6.8
Lipscomb	11/27/15	*	23	5-11	.454	1-3	.333	0-2	.000	2	4	6	4.5	2	0	5	4	1	2	11	7.5
Western Carolina	11/30/15	*	12	0-3	.000	0-1	.000	0-0	.000	1	2	3	4.3	3	0	0	2	0	0	0	6.4
USF	12/5/15	*	26	4-12	.333	0-1	.000	4-6	.667	0	1	1	3.9	2	0	2	2	1	4	12	7.1
Drexel	12/15/15	*	24	3-6	.500	0-0	.000	10-16	.625	0	4	4	3.9	0	0	3	1	0	0	16	8.1
at Clemson	12/18/15	*	27	5-8	.625	1-1	1.000	2-3	.667	1	5	6	4.1	2	0	1	2	0	1	13	8.6
vs. St. John's	12/22/15	*	24	3-11	.273	0-1	.000	0-0	.000	0	3	3	4.0	2	0	1	3	1	2	6	8.4
Francis Marion	12/30/15	*	22	3-8	.375	0-4	.000	0-0	.000	0	1	1	3.8	3	0	1	2	1	5	6	8.2
Memphis	1/2/16	*	15	3-7	.429	0-1	.000	1-3	.333	0	2	2	3.6	3	0	0	2	0	0	7	8.1
at Auburn	1/5/16	*	15	2-5	.400	0-2	.000	0-0	.000	2	2	4	3.6	0	0	5	6	0	1	4	7.8
Vanderbilt	1/9/16	*	21	4-9	.444	0-0	.000	1-2	.500	0	3	3	3.6	3	0	0	3	0	0	9	7.9
at Alabama	1/13/16	*	15	0-5	.000	0-1	.000	0-0	.000	1	0	1	3.4	5	1	0	4	0	0	0	7.4
Missouri	1/16/16	*	24	4-9	.444	0-1	.000	3-4	.750	2	5	7	3.6	3	0	1	4	0	1	11	7.6
at Ole Miss	1/19/16	*	19	2-7	.286	0-3	.000	2-6	.333	1	3	4	3.7	2	0	3	4	1	0	6	7.5
at Tennessee	1/23/16	*	17	2-5	.400	0-1	.000	2-2	1.000	0	2	2	3.6	4	0	1	3	0	1	6	7.4
Mississippi State	1/26/16	*	13	2-4	.500	0-0	.000	2-4	.500	2	0	2	3.5	4	0	3	4	1	1	6	7.4
Alabama	1/30/16	*	17	3-9	.333	0-2	.000	1-3	.333	2	3	5	3.6	4	0	2	1	0	1	7	7.3
at Georgia	2/2/16	*	24	2-8	.250	0-1	.000	0-1	.000	0	1	1	3.5	4	0	3	2	0	1	4	7.2
Texas A&M	2/6/16	*	25	4-7	.571	0-2	.000	1-2	.500	2	2	4	3.5	1	0	4	3	0	1	9	7.3
LSU	2/10/16																				
Kentucky	2/13/16																				
at Missouri	2/16/16																				
Florida	2/20/16																				
Tennessee	2/24/16																				
at Mississippi State	2/27/16																				
Georgia	3/3/16																				
at Arkansas	3/5/16																				

CAREER STATISTICS

Season	GP-GS	Min	Avg	FG	FGA	Pct	3FG	3FGA	Pct	FT	FTA	Pct	Off	Def	Tot	Avg	PF	FO	Ast	TO	Blk	Stl	Pts	Avg
2015-16	23-23	453	19.7	65	166	.392	7	34	.206	30	59	.508	22	58	80	3.5	61	1	36	61	9	27	167	7.3

CAREER SEC STATISTICS

Season	GP-GS	Min	Avg	FG	FGA	Pct	3FG	3FGA	Pct	FT	FTA	Pct	Off	Def	Tot	Avg	PF	FO	Ast	TO	Blk	Stl	Pts	Avg
2016	10-10	190	19.0	25	68	.368	0	13	.000	12	24	.500	12	21	33	3.3	30	1	22	34	2	7	62	6.2



#4 JAMALL GREGORY

FRESHMAN | GUARD | 6'2" | 202 | HS

WASHINGTON, D.C./COOLIDGE

SEASON NOTABLES

- Very athletic guard who averaged 21 points per game during his senior season of high school
- Dished three assists in exhibition win vs. Allen
- Showed off his leaping ability to score his first points as a Gamecock, adding a pair of rebounds in a win over Western Carolina
- Played three minutes vs. Drexel, hitting a free throw and passing out his first collegiate assist
- Scored six points with three rebounds and three assists against Francis Marion
- Played three minutes in the first half of the team's win over Memphis, hitting his lone field goal attempt
- Was the team's sparkplug off the bench at Alabama, scoring eight points in the second half
- Played a major role in the team's comeback at Ole Miss, playing 18 minutes and scoring four points with five rebounds, including a Sportscenter Top 10 dunk
- Played 12 minutes at Texas A&M, getting a season-high two steals and a block

GREGORY'S SEASON HIGHS

Points

8, at Alabama (Jan. 13, 2016)

Field Goals

3, at Alabama (Jan. 13, 2016)

Field Goal Attempts

6, vs. Francis Marion (Dec. 30, 2015)

3-Point Field Goals

1, twice, last at Alabama (Jan. 13, 2016)

3-Point Field Goal Attempts

4, vs. Francis Marion (Dec. 30, 2015)

Free Throws

2, at Ole Miss (Jan. 19, 2016)

Free Throw Attempts

3, at Alabama (Jan. 13, 2016)

Rebounds

5, at Ole Miss (Jan. 19, 2016)

Assists

3, vs. Francis Marion (Dec. 30, 2015)

Blocks

1, twice, last at Texas A&M (Feb. 6, 2016)

Steals

2, at Texas A&M (Feb. 6, 2016)

Minutes Played

18, at Ole Miss (Jan. 19, 2016)

2015-16

Opponent	Date	GS	Min	FG-FGA	Pct	3FG-FGA	Pct	FT-FTA	Pct	Off	Def	Tot	Avg	PF	FO	A	TO	Blk	Stl	Pts	Avg
Norfolk State	11/14/15	-	-	-	-	-	-	-	-	-DNP - Coach's Decision-	-	-	-	-	-	-	-	-	-	-	-
Oral Roberts	11/16/15	1	0-0	.000	0-0	.000	0-0	.000	0	1	1	1.0	0	0	0	0	0	0	0	0	0.0
vs. DePaul	11/20/15	1	0-0	.000	0-0	.000	0-0	.000	0	0	0	0.5	0	0	0	0	0	0	0	0	0.0
vs. Hofstra	11/22/15	-	-	-	-	-	-	-	-	-DNP - Coach's Decision-	-	-	-	-	-	-	-	-	-	-	-
vs. Tulsa	11/23/15	-	-	-	-	-	-	-	-	-DNP - Coach's Decision-	-	-	-	-	-	-	-	-	-	-	-
Lipscomb	11/27/15	2	0-0	.000	0-0	.000	0-0	.000	0	0	0	0.3	1	0	0	1	0	0	0	0	0.0
Western Carolina	11/30/15	7	1-2	.500	0-0	.000	0-0	.000	1	1	2	0.8	0	0	0	2	0	0	0	2	0.5
USF	12/5/15	-	-	-	-	-	-	-	-	-	-	-	-	-	-	-	-	-	-	-	-
Drexel	12/15/15	3	0-0	.000	0-0	.00	1-2	.500	0	1	1	0.6	0	0	1	0	0	0	1	1	0.6
at Clemson	12/18/15	-	-	-	-	-	-	-	-	-DNP - Coach's Decision-	-	-	-	-	-	-	-	-	-	-	-
vs. St. John's	12/22/15	-	-	-	-	-	-	-	-	-DNP - Coach's Decision-	-	-	-	-	-	-	-	-	-	-	-
Francis Marion	12/30/15	14	2-6	.333	1-4	.250	1-2	.500	1	2	3	1.0	1	0	3	0	0	0	1	6	1.5
Memphis	1/2/16	3	1-1	1.000	0-0	.000	0-0	.000	0	1	1	1.0	2	0	0	0	0	0	0	2	1.6
at Auburn	1/5/16	-	-	-	-	-	-	-	-	-DNP - Coach's Decision-	-	-	-	-	-	-	-	-	-	-	-
Vanderbilt	1/9/16	-	-	-	-	-	-	-	-	-DNP - Coach's Decision-	-	-	-	-	-	-	-	-	-	-	-
at Alabama	1/13/16	9	3-3	1.000	1-1	1.000	1-3	.333	0	0	0	0.9	2	0	1	0	0	0	0	8	2.4
Missouri	1/16/16	-	-	-	-	-	-	-	-	-DNP - Coach's Decision-	-	-	-	-	-	-	-	-	-	-	-
at Ole Miss	1/19/16	18	1-1	1.000	0-0	.000	2-2	1.000	0	5	5	1.3	4	0	2	0	0	0	0	4	2.6
at Tennessee	1/23/16	7	1-1	1.000	0-0	.000	0-0	.000	1	0	1	1.3	3	0	0	0	0	0	1	0	2.5
Mississippi State	1/26/16	-	-	-	-	-	-	-	-	-DNP - Coach's Decision-	-	-	-	-	-	-	-	-	-	-	-
Alabama	1/30/16	-	-	-	-	-	-	-	-	-DNP - Coach's Decision-	-	-	-	-	-	-	-	-	-	-	-
at Georgia	2/2/16	3	0-0	.000	0-0	.000	0-0	.000	0	1	1	1.3	0	0	0	0	1	0	0	0	2.3
Texas A&M	2/6/16	12	0-1	.000	0-0	.000	0-0	.000	0	0	0	1.1	3	0	1	2	1	2	0	2	2.1
LSU	2/10/16	-	-	-	-	-	-	-	-	-	-	-	-	-	-	-	-	-	-	-	-
Kentucky	2/13/16	-	-	-	-	-	-	-	-	-	-	-	-	-	-	-	-	-	-	-	-
at Missouri	2/16/16	-	-	-	-	-	-	-	-	-	-	-	-	-	-	-	-	-	-	-	-
Florida	2/20/16	-	-	-	-	-	-	-	-	-	-	-	-	-	-	-	-	-	-	-	-
Tennessee	2/24/16	-	-	-	-	-	-	-	-	-	-	-	-	-	-	-	-	-	-	-	-
at Mississippi State	2/27/16	-	-	-	-	-	-	-	-	-	-	-	-	-	-	-	-	-	-	-	-
Georgia	3/3/16	-	-	-	-	-	-	-	-	-	-	-	-	-	-	-	-	-	-	-	-
at Arkansas	3/5/16	-	-	-	-	-	-	-	-	-	-	-	-	-	-	-	-	-	-	-	-

CAREER STATISTICS

Season	GP-GS	Min	Avg	FG	FGA	Pct	3FG	3FGA	Pct	FT	FTA	Pct	Off	Def	Tot	Avg	PF	FO	Ast	TO	Blk	Stl	Pts	Avg
2015-16	12-0	80	6.7	9	15	.600	2	5	.400	5	9	.556	3	10	13	1.1	15	0	8	4	2	5	25	2.1

CAREER SEC STATISTICS

Season	GP-GS	Min	Avg	FG	FGA	Pct	3FG	3FGA	Pct	FT	FTA	Pct	Off	Def	Tot	Avg	PF	FO	Ast	TO	Blk	Stl	Pts	Avg
2016	5-0	49	9.8	5	6	.833	1	11	0.000	3	5	.600	1	5	6	1.2	12	0	4	2	2	3	14	2.8



#31 JARRELL HOLLIMAN

R-SOPHOMORE | FORWARD | 6'7" | 200 | HS

ALPHARETTA, GA./ALPHARETTA/ELMHURST COLLEGE

SEASON NOTABLES

- Walk-on transfer from Elmhurst College
- Saw action in two games at Elmhurst
- Scored two points and collected one steal in exhibition vs. Allen
- Played two minutes against Western Carolina
- Saw time in the team's win over Francis Marion

HOLLIMAN'S SEASON HIGHS

Points

-

Field Goals

-

Field Goal Attempts

-

3-Point Field Goals

-

3-Point Field Goal Attempts

-

Free Throws

-

Free Throw Attempts

-

Rebounds

-

Assists

-

Blocks

-

Steals

-

Minutes Played

2, twice, last vs. Francis Marion (Dec. 30, 2015)

2015-16

Opponent	Date	GS	Min	FG-FGA	Pct	3FG-FGA	Pct	FT-FTA	Pct	Off	Def	Tot	Avg	PF	FO	A	TO	Blk	Stl	Pts	Avg
Norfolk State	11/14/15	-	-	-	-	-	-	-	-	-DNP - Coach's Decision-	-	-	-	-	-	-	-	-	-	-	-
Oral Roberts	11/16/15	1	0-0	.000	0-0	.000	0-0	.000	0	0	0	0	0.0	0	0	0	0	0	0	0	0.0
vs. DePaul	11/20/15	-	-	-	-	-	-	-	-	-DNP - Coach's Decision-	-	-	-	-	-	-	-	-	-	-	-
vs. Hofstra	11/22/15	-	-	-	-	-	-	-	-	-DNP - Coach's Decision-	-	-	-	-	-	-	-	-	-	-	-
vs. Tulsa	11/23/15	-	-	-	-	-	-	-	-	-DNP - Coach's Decision-	-	-	-	-	-	-	-	-	-	-	-
Lipscomb	11/27/15	-	-	-	-	-	-	-	-	-DNP - Coach's Decision-	-	-	-	-	-	-	-	-	-	-	-
Western Carolina	11/30/15	2	0-0	.000	0-0	.000	0-0	.000	0	0	0	0	0.0	0	0	0	1	0	0	0	0.0
USF	12/5/15	-	-	-	-	-	-	-	-	-DNP - Coach's Decision-	-	-	-	-	-	-	-	-	-	-	-
Drexel	12/15/15	-	-	-	-	-	-	-	-	-DNP - Coach's Decision-	-	-	-	-	-	-	-	-	-	-	-
at Clemson	12/18/15	-	-	-	-	-	-	-	-	-DNP - Coach's Decision-	-	-	-	-	-	-	-	-	-	-	-
vs. St. John's	12/22/15	-	-	-	-	-	-	-	-	-DNP - Coach's Decision-	-	-	-	-	-	-	-	-	-	-	-
Francis Marion	12/30/15	2	0-0	.000	0-0	.000	0-0	.000	0	0	0	0	0.0	0	0	0	0	0	0	0	0.0
Memphis	1/2/16	-	-	-	-	-	-	-	-	-DNP - Coach's Decision-	-	-	-	-	-	-	-	-	-	-	-
at Auburn	1/5/16	-	-	-	-	-	-	-	-	-DNP - Coach's Decision-	-	-	-	-	-	-	-	-	-	-	-
Vanderbilt	1/9/16	-	-	-	-	-	-	-	-	-DNP - Coach's Decision-	-	-	-	-	-	-	-	-	-	-	-
at Alabama	1/13/16	-	-	-	-	-	-	-	-	-DNP - Coach's Decision-	-	-	-	-	-	-	-	-	-	-	-
Missouri	1/16/16	-	-	-	-	-	-	-	-	-DNP - Coach's Decision-	-	-	-	-	-	-	-	-	-	-	-
at Ole Miss	1/19/16	-	-	-	-	-	-	-	-	-DNP - Coach's Decision-	-	-	-	-	-	-	-	-	-	-	-
at Tennessee	1/23/16	-	-	-	-	-	-	-	-	-DNP - Coach's Decision-	-	-	-	-	-	-	-	-	-	-	-
Mississippi State	1/26/16	-	-	-	-	-	-	-	-	-DNP - Coach's Decision-	-	-	-	-	-	-	-	-	-	-	-
Alabama	1/30/16	-	-	-	-	-	-	-	-	-DNP - Coach's Decision-	-	-	-	-	-	-	-	-	-	-	-
at Georgia	2/2/16	-	-	-	-	-	-	-	-	-DNP - Coach's Decision-	-	-	-	-	-	-	-	-	-	-	-
Texas A&M	2/6/16	-	-	-	-	-	-	-	-	-DNP - Coach's Decision-	-	-	-	-	-	-	-	-	-	-	-
LSU	2/10/16	-	-	-	-	-	-	-	-	-	-	-	-	-	-	-	-	-	-	-	-
Kentucky	2/13/16	-	-	-	-	-	-	-	-	-	-	-	-	-	-	-	-	-	-	-	-
at Missouri	2/16/16	-	-	-	-	-	-	-	-	-	-	-	-	-	-	-	-	-	-	-	-
Florida	2/20/16	-	-	-	-	-	-	-	-	-	-	-	-	-	-	-	-	-	-	-	-
Tennessee	2/24/16	-	-	-	-	-	-	-	-	-	-	-	-	-	-	-	-	-	-	-	-
at Mississippi State	2/27/16	-	-	-	-	-	-	-	-	-	-	-	-	-	-	-	-	-	-	-	-
Georgia	3/3/16	-	-	-	-	-	-	-	-	-	-	-	-	-	-	-	-	-	-	-	-
at Arkansas	3/5/16	-	-	-	-	-	-	-	-	-	-	-	-	-	-	-	-	-	-	-	-

CAREER STATISTICS

Season	GP-GS	Min	Avg	FG	FGA	Pct	3FG	3FGA	Pct	FT	FTA	Pct	Off	Def	Tot	Avg	PF	FO	Ast	TO	Blk	Stl	Pts	Avg
2015-16	3-0	5	1.7	0	0	.000	0	0	.000	0	0	.000	0	0	0	0.0	0	0	0	1	0	0	0	0.0

CAREER SEC STATISTICS

Season	GP-GS	Min	Avg	FG	FGA	Pct	3FG	3FGA	Pct	FT	FTA	Pct	Off	Def	Tot	Avg	PF	FO	Ast	TO	Blk	Stl	Pts	Avg
2016																								



#21 JOHN RAGIN

FRESHMAN | GUARD | 6'2" | 177 | HS
EASTOVER, S.C./CARDINAL NEWMAN

SEASON NOTABLES

- Walk-on from Cardinal Newman High School in Columbia
- Named all-state, all-region, all-conference during his senior season of high school
- Collected two rebounds in exhibition vs. Allen
- Saw his first playing time of the regular season in a win over Western Carolina
- Played down the stretch against USF
- Scored his first collegiate points in the win over Francis Marion
- Made his SEC debut at Alabama

RAGIN'S SEASON HIGHS

Points

2, vs. Francis Marion (Dec. 30, 2015)

Field Goals

1, vs. Francis Marion (Dec. 30, 2015)

Field Goal Attempts

1, 3x, last vs. Francis Marion (Dec. 30, 2015)

3-Point Field Goals

-

3-Point Field Goal Attempts

1, vs. USF (Dec. 5, 2015)

Free Throws

-

Free Throw Attempts

-

Rebounds

1, vs. Western Carolina (Nov. 30, 2015)

Assists

-

Blocks

-

Steals

-

Minutes Played

2, 4x, last at Alabama (Jan. 13, 2016)

2015-16

Opponent	Date	GS	Min	FG-FGA	Pct	3FG-FGA	Pct	FT-FTA	Pct	Off	Def	Tot	Avg	PF	FO	A	TO	Blk	Stl	Pts	Avg
Norfolk State	11/14/15	-	-	-	-	-	-	-	-	-	-	-	-	-	-	-	-	-	-	-	-
Oral Roberts	11/16/15	-	-	-	-	-	-	-	-	-	-	-	-	-	-	-	-	-	-	-	-
vs. DePaul	11/20/15	-	-	-	-	-	-	-	-	-	-	-	-	-	-	-	-	-	-	-	-
vs. Hofstra	11/22/15	-	-	-	-	-	-	-	-	-	-	-	-	-	-	-	-	-	-	-	-
vs. Tulsa	11/23/15	-	-	-	-	-	-	-	-	-	-	-	-	-	-	-	-	-	-	-	-
Lipscomb	11/27/15	-	-	-	-	-	-	-	-	-	-	-	-	-	-	-	-	-	-	-	-
Western Carolina	11/30/15	2	0-1	.000	0-0	.000	0-0	.000	0	1	1	1.0	0	0	0	0	0	0	0	0	0.0
USF	12/5/15	2	0-1	.000	0-1	.000	0-0	.000	0	0	0	0.5	0	0	0	0	0	0	0	0	0.0
Drexel	12/15/15	-	-	-	-	-	-	-	-	-	-	-	-	-	-	-	-	-	-	-	-
at Clemson	12/18/15	-	-	-	-	-	-	-	-	-	-	-	-	-	-	-	-	-	-	-	-
vs. St. John's	12/22/15	-	-	-	-	-	-	-	-	-	-	-	-	-	-	-	-	-	-	-	-
Francis Marion	12/30/15	2	1-1	1.000	0-0	.000	0-0	.000	0	0	0	0.3	0	0	0	0	0	0	0	2	0.7
Memphis	1/2/16	-	-	-	-	-	-	-	-	-	-	-	-	-	-	-	-	-	-	-	-
at Auburn	1/5/16	-	-	-	-	-	-	-	-	-	-	-	-	-	-	-	-	-	-	-	-
Vanderbilt	1/9/16	-	-	-	-	-	-	-	-	-	-	-	-	-	-	-	-	-	-	-	-
at Alabama	1/13/16	2	0-0	.000	0-0	.000	0-0	.000	0	0	0	0.3	0	0	0	0	0	0	0	0	0.5
Missouri	1/16/16	-	-	-	-	-	-	-	-	-	-	-	-	-	-	-	-	-	-	-	-
at Ole Miss	1/19/16	-	-	-	-	-	-	-	-	-	-	-	-	-	-	-	-	-	-	-	-
at Tennessee	1/23/16	-	-	-	-	-	-	-	-	-	-	-	-	-	-	-	-	-	-	-	-
Mississippi State	1/26/16	-	-	-	-	-	-	-	-	-	-	-	-	-	-	-	-	-	-	-	-
Alabama	1/30/16	-	-	-	-	-	-	-	-	-	-	-	-	-	-	-	-	-	-	-	-
at Georgia	2/2/16	-	-	-	-	-	-	-	-	-	-	-	-	-	-	-	-	-	-	-	-
Texas A&M	2/6/16	-	-	-	-	-	-	-	-	-	-	-	-	-	-	-	-	-	-	-	-
LSU	2/10/16	-	-	-	-	-	-	-	-	-	-	-	-	-	-	-	-	-	-	-	-
Kentucky	2/13/16	-	-	-	-	-	-	-	-	-	-	-	-	-	-	-	-	-	-	-	-
at Missouri	2/16/16	-	-	-	-	-	-	-	-	-	-	-	-	-	-	-	-	-	-	-	-
Florida	2/20/16	-	-	-	-	-	-	-	-	-	-	-	-	-	-	-	-	-	-	-	-
Tennessee	2/24/16	-	-	-	-	-	-	-	-	-	-	-	-	-	-	-	-	-	-	-	-
at Mississippi State	2/27/16	-	-	-	-	-	-	-	-	-	-	-	-	-	-	-	-	-	-	-	-
Georgia	3/3/16	-	-	-	-	-	-	-	-	-	-	-	-	-	-	-	-	-	-	-	-
at Arkansas	3/5/16	-	-	-	-	-	-	-	-	-	-	-	-	-	-	-	-	-	-	-	-

CAREER STATISTICS

Season	GP-GS	Min	Avg	FG	FGA	Pct	3FG	3FGA	Pct	FT	FIA	Pct	Off	Def	Tot	Avg	PF	FO	Ast	TO	Blk	Stl	Pts	Avg
2015-16	4-0	8	2.0	1	3	.333	0	1	.000	0	0	.000	0	1	1	0.3	0	0	0	0	0	0	2	0.5

CAREER SEC STATISTICS

Season	GP-GS	Min	Avg	FG	FGA	Pct	3FG	3FGA	Pct	FT	FIA	Pct	Off	Def	Tot	Avg	PF	FO	Ast	TO	Blk	Stl	Pts	Avg
2016	1-0	2	2.0	0	0	.000	0	0	.000	0	0	.000	0	0	0	0.0	0	0	0	0	0	0	0	0.0



#30 CHRIS SILVA

FRESHMAN | FORWARD | 6'9" | 220 | HS

LIBREVILLE, GABON/ROSELLE (N.J.)

SEASON NOTABLES

- Has only been playing organized basketball for a few years
- Native of Gabon, who played high school basketball in the United States
- Extremely athletic
- A four-star prospect by several outlets, including ESPN.com
- Earned the start in exhibition win vs. Allen, scoring seven points and pulling down 10 rebounds
- Scored 12 points and pulled down a game high nine rebounds, including five on the offensive glass, in first-career game vs. Norfolk State
- Scored four points, with one block and two rebounds vs. DePaul
- Scored 7 points with a 5-of-6 effort from the foul line in win vs. Hofstra
- Matched season high with 12 points off the bench vs. Lipscomb, also pulling down a team best seven rebounds and blocking two shots
- Pulled down 11 rebounds against Western Carolina, coming one point shy of his first career double-double
- Blocked a season-high three shots and added four rebounds in 16 minutes against USF
- Played 30 minutes vs. Drexel, with a pair of highlight-reel blocks, nine points and seven rebounds
- Scored a season-high 13 points with six rebounds and three blocks in 19 minutes of action vs. Francis Marion
- Scored six points with seven rebounds in just 13 minutes of playing time against Memphis
- Pulled down three rebounds with nine points in win vs. Missouri
- Had his best conference outing at Tennessee, scoring 11 points with five rebounds and three steals
- Earned his first career start vs. Alabama, and responded with 12 points, six rebounds and three blocks

SILVA'S SEASON HIGHS

Points

13, vs. Francis Marion (Dec. 30, 2015)

Field Goals

5, vs. Francis Marion (Dec. 30, 2015)

Field Goal Attempts

8, twice, last at Tennessee (Jan. 23, 2016)

3-Point Field Goals

-

3-Point Field Goal Attempts

-

Free Throws

8, vs. Norfolk State (Nov. 14, 2015)

Free Throw Attempts

12, vs. Norfolk State (Nov. 14, 2015)

Rebounds

11, vs. Western Carolina (Nov. 30, 2015)

Assists

1, 4x, last vs. Alabama (Jan. 30, 2016)

Blocks

3, 3x, last vs. Alabama (Jan. 30, 2016)

Steals

3, at Tennessee (Jan. 23, 2016)

Minutes Played

30, vs. Drexel (Dec. 15, 2015)

2015-16

Opponent	Date	GS	Min	FG-FGA	Pct	3FG-FGA	Pct	FT-FTA	Pct	Off	Def	Tot	Avg	PF	FO	A	TO	Blk	Stl	Pts	Avg
Norfolk State	11/14/15		24	2-5	.400	0-0	.000	8-12	.667	5	4	9	9.0	3	0	0	3	2	1	12	12.0
Oral Roberts	11/16/15		6	1-2	.500	0-0	.000	0-2	.000	1	2	3	6.0	4	0	0	0	0	0	2	7.0
vs. DePaul	11/20/15		10	1-3	.333	0-0	.000	2-4	.500	0	2	2	4.7	4	0	0	1	1	0	4	6.0
vs. Hofstra	11/22/15		11	1-5	.200	0-0	.000	5-6	.833	3	0	3	4.3	2	0	0	2	0	0	7	6.3
vs. Tulsa	11/23/15		6	0-2	.000	0-0	.000	0-0	.000	0	1	1	3.6	3	0	0	2	0	0	0	5.0
Lipscomb	11/27/15		18	3-4	.750	0-0	.000	6-8	.750	2	5	7	4.2	1	0	1	2	2	0	12	6.2
Western Carolina	11/30/15		15	2-3	.667	0-0	.000	5-10	.500	4	7	11	5.1	2	0	0	1	2	0	9	6.6
USF	12/5/15		16	1-5	.200	0-0	.000	2-4	.500	2	2	4	5.0	4	0	0	0	3	0	4	6.3
Drexel	12/15/15		30	3-5	.600	0-0	.000	3-4	.750	2	5	7	5.2	3	0	1	3	2	2	9	6.6
at Clemson	12/18/15		6	0-0	.000	0-0	.000	0-0	.000	0	1	1	4.8	2	0	0	2	0	1	0	5.9
vs. St. John's	12/22/15		10	1-4	.250	0-0	.000	0-0	.000	2	3	5	4.8	3	0	0	0	0	0	4	5.7
Francis Marion	12/30/15		19	5-7	.714	0-0	.000	3-3	1.000	3	3	6	4.9	5	1	1	2	3	2	13	6.3
Memphis	1/2/16		13	1-8	.125	0-0	.000	4-7	.571	4	3	7	5.1	3	0	0	0	0	0	6	6.3
at Auburn	1/5/16		15	1-2	.500	0-0	.000	0-0	.000	0	3	3	4.9	4	0	0	1	0	0	2	6.0
Vanderbilt	1/9/16		9	0-0	.000	0-0	.000	0-0	.000	0	4	4	4.9	4	0	0	0	0	0	0	5.6
at Alabama	1/13/16		8	0-0	.000	0-0	.000	1-5	.200	1	1	2	4.8	3	0	0	1	1	0	1	5.3
Missouri	1/16/16		11	4-4	1.000	0-0	.000	1-2	.500	3	0	3	4.6	4	0	0	0	0	0	9	5.5
at Ole Miss	1/19/16		7	1-1	1.000	0-0	.000	0-0	.000	0	1	1	4.4	4	0	0	0	0	0	2	5.3
at Tennessee	1/23/16		21	4-8	.500	0-0	.000	3-6	.500	3	2	5	4.5	3	0	0	1	1	3	11	5.6
Mississippi State	1/26/16		11	1-3	.333	0-0	.000	1-2	.500	3	2	5	4.5	4	0	0	1	0	0	3	5.5
Alabama	1/30/16	*	21	4-4	1.000	0-0	.000	4-6	.667	3	3	6	4.6	4	0	1	1	3	1	12	5.8
at Georgia	2/2/16	*	8	1-2	.500	0-0	.000	1-1	1.000	1	2	3	4.5	5	1	0	2	2	0	3	5.7
Texas A&M	2/6/16	*	25	3-6	.500	0-0	.000	1-1	1.000	1	5	6	4.6	4	0	0	0	0	1	7	5.7
LSU	2/10/16																				
Kentucky	2/13/16																				
at Missouri	2/16/16																				
Florida	2/20/16																				
Tennessee	2/24/16																				
at Mississippi State	2/27/16																				
Georgia	3/3/16																				
at Arkansas	3/5/16																				

CAREER STATISTICS

Season	GP-GS	Min	Avg	FG	FGA	Pct	3FG	3FGA	Pct	FT	FTA	Pct	Off	Def	Tot	Avg	PF	FO	Ast	TO	Blk	Stl	Pts	Avg
2015-16	23-3	315	13.7	40	83	.482	0	0	.000	52	86	.605	43	62	105	4.6	78	2	4	25	22	11	132	5.7

CAREER SEC STATISTICS

Season	GP-GS	Min	Avg	FG	FGA	Pct	3FG	3FGA	Pct	FT	FTA	Pct	Off	Def	Tot	Avg	PF	FO	Ast	TO	Blk	Stl	Pts	Avg
2016	10-3	131	13.1	19	30	.633	0	0	.000	12	23	.522	15	24	39	3.9	39	1	1	7	7	5	50	5.0

THE LAST TIME IN SOUTH CAROLINA BASKETBALL...

AN INDIVIDUAL ...

Scored 20 or more points:	South Carolina: Sindarius Thornwell (25), Michael Carrera (20), at Texas A&M, Feb. 6, 2016, in College Station, Texas Opponent: Retin Obasohan (23), Alabama, Jan. 30, 2016, in Columbia, S.C.
Scored 30 or more points:	South Carolina: Michael Carrera (34) vs. Mississippi State, Jan. 26, 2016, in Columbia, S.C. Opponent: Kevin Punter (36), Tennessee, Jan. 23, 2016 in Knoxville, Tenn.
Scored 35 or more points:	South Carolina: Brenton Williams (38) vs. Mississippi State, March 6, 2013 in Columbia, S.C. Opponent: Kevin Punter (36), Tennessee, Jan. 23, 2016 in Knoxville, Tenn.
Scored 40 or more points:	South Carolina: N/A thru 1992-93 season Opponent: Austin Carr (43), Notre Dame, Dec. 30, 1969 in New Orleans, La.
Collected 20 or more rebounds:	South Carolina: Emmett Hall (23), vs. College of Charleston, Dec. 22, 1993 in Columbia, S.C. Opponent: Ekpe Udoh (20), Baylor, Jan. 2, 2010 in Columbia, S.C.
Collected 15 or more rebounds:	South Carolina: Michael Carrera (15), vs. Mississippi State, Jan. 26, 2016, in Columbia, S.C. Opponent: Trey James (15), Coker, Dec. 21, 2014 in Columbia, S.C.
Made 12 or more field goals:	South Carolina: Devan Downey (12) vs. Georgia, Jan. 30, 2010 in Columbia, S.C. Opponent: Michael Frazier II (12), Florida, March 4, 2014 in Columbia, S.C.
Made 10 or more field goals:	South Carolina: Michael Carrera (10), vs. Mississippi State, Jan. 26, 2016, in Columbia, S.C. Opponent: Wes Clark (10), Missouri, Jan. 16, 2016, in Columbia, S.C.
Attempted 20 or more field goals:	South Carolina: Sindarius Thornwell (20), at Texas A&M, Feb. 6, 2016, in College Station, Texas Opponent: Michael Frazier II (21), Florida, March 4, 2014 in Columbia, S.C.
Attempted 25 or more field goals:	South Carolina: Devan Downey, 25, at Kentucky, Feb. 25, 2010 in Lexington, Ky. Opponent: Kemmy Burgess (Alaska-Anchorage), 26, Nov. 24, 2005 in Anchorage, Alaska
Dished 10 or more assists:	South Carolina: Devan Downey, 11, vs. LSU, March 13, 2008 in Atlanta, Ga. Opponent: 11, Dee Bost, Mississippi State, Feb. 29, 2012 in Columbia, S.C.
Swiped 5 or more steals:	South Carolina: PJ Dozier, 5 vs. Francis Marion, Dec. 30, 2015 in Columbia, S.C. Opponent: 5, Allen Payne, Auburn, Feb. 26, 2014 in Auburn, Ala.
Blocked 5 or more shots:	South Carolina: Damontre Harris, 5, vs. Georgia, Feb. 15, 2012 in Columbia, S.C. Opponent: Avry Holmes (5), Clemson, Dec. 18, 2015 in Greenville, S.C.
Made 5 or more 3-point field goals:	South Carolina: Michael Carrera (5), at Texas A&M, Feb. 6, 2016, in College Station, Texas Opponent: Malik Newman (5), Mississippi State, Jan. 26, 2016, in Columbia, S.C.
Attempted 8 or more 3-point field goals:	South Carolina: Sindarius Thornwell (8), at Texas A&M, Feb. 6, 2016, in College Station, Texas Opponent: Danuel House (10), Texas A&M, Feb. 6, 2016, in College Station, Texas
Made 10 or more free throws:	South Carolina: Michael Carrera (12), vs. Alabama, Jan. 30, 2016, in Columbia, S.C. Opponent: Retin Obasohan (10), Alabama, Jan. 30, 2016, in Columbia, S.C.
Attempted 15 or more free throws:	South Carolina: Michael Carrera (15), vs. Mississippi State, Jan. 26, 2016, in Columbia, S.C. Opponent: Kevin Punter (15), Tennessee, Jan. 23, 2016 in Knoxville, Tenn.
Played all 40 minutes of regulation:	South Carolina: Duane Notice, vs. Texas A&M, Feb. 21, 2015 in Columbia, S.C. Opponent: Frank Sullivan, Auburn, Jan. 12, 2013 in Columbia, S.C.
A player hit a last-second shot (within 3 seconds) to win a game:	South Carolina: Tyrone Johnson (Free Throws) vs. Ole Miss, March 12, 2015 in Nashville, Tenn. Opponent: Brian Bryant, Mississippi State, Feb. 29, 2012 in Columbia, S.C.
A player had a double-double:	South Carolina: Michael Carrera (11 points, 10 rebounds), Sindarius Thornwell (18 points, 11 rebounds), at Georgia, Feb. 2, 2016, in Athens, Ga. Opponent: Jaron Blossomgame (17 points, 11 rebounds), Clemson, Dec. 18, 2015 in Greenville, S.C.
Two or more players had a double-double:	S. Carolina: Michael Carrera (11 points, 10 rebounds), Sindarius Thornwell (18 points, 11 rebounds), at Georgia, Feb. 2, 2016, in Athens, Ga. Opponent: Alex Oriakhi (18 points, 11 rebounds), Earnest Ross (21 points, 10 rebounds) Missouri, Jan. 22, 2013 in Columbia, Mo.
A player had a triple-double:	South Carolina: Sam Muldrow (16 points, 14 rebounds, 10 blocks) vs. Vanderbilt, Jan. 8, 2011 in Columbia, S.C. <i>*** Only second triple-double in South Carolina history (Chuck Eidson (25 points, 10 rebounds, 10 assists) vs. SC State, Nov. 29, 2002 in Columbia, S.C.</i> Opponent: Daniel Hackett (Southern California - 22 points, 10 rebounds, 10 assists), Nov. 17, 2007 in Columbia, S.C.
Scored 30 or more points in back-to-back games:	South Carolina: Devan Downey, 30 vs. Kentucky, Jan. 26, 2010 in Columbia, S.C. 33 vs. Georgia, Jan. 30, 2010, in Columbia, S.C.
Scored 25 or more points in back-to-back games:	South Carolina: Devan Downey, 33 vs. Georgia, Jan. 30, 2010, in Columbia, S.C. 26 at Tennessee, Feb. 6, 2010 in Knoxville, Tenn.

A TEAM ...

Scored 100 or more points:	South Carolina: 103 vs. The Citadel, Nov. 12, 2007 in Columbia, S.C. Opponent: 107, Vanderbilt, Feb. 17, 1996 in Nashville, Tenn.
Scored 50 points or less:	South Carolina: 46, vs. Florida, March 4, 2014 in Columbia S.C. Opponent: 50, Georgia, Jan. 31, 2015 in Athens, Ga.
Scored 50 points in a half:	South Carolina: 53 (1st half), vs. USF, Dec. 5, 2015 in Columbia, S.C. Opponent: 52 (2nd half) vs. Georgia Jan. 22, 2014 in Athens, Ga.
Failed to score 25 points in a half:	South Carolina: 23 (1st half), at Georgia, Feb. 2, 2016, in Athens, Ga. Opponent: 20 (1st half), Francis Marion, Dec. 30, 2015 in Columbia, S.C.

Collected 50 or more rebounds:	South Carolina: 50, vs. Alabama, Jan. 30, 2016, in Columbia, S.C. Opponent: 52, WKU, Nov. 27, 2010 in Bowling Green, Ky.
Shot 60% or better from the field:	South Carolina: 60.8% (31-51) at Western Carolina, Nov. 18, 2005 in Cullowhee, N.C. Opponent: 69.6% (32-46) Missouri, Feb. 28, 2013 in Columbia, S.C.
Shot 50% or better from the field:	South Carolina: 52.6% (30-57), at Texas A&M, Feb. 6, 2016, in College Station, Texas Opponent: 50.9% (28-55), Hofstra, Nov. 22, 2015 in St. Thomas, USVI
Shot less than 30% from the field:	South Carolina: 27.1% (16-59), vs. Texas A&M, Feb. 21, 2015 in Columbia, S.C. Opponent: 28.4% (19-67), Western Carolina, Nov. 30, 2015, in Columbia, S.C.
Shot 50% or better from 3-point range (at least 10 attempts):	South Carolina: 57.1% (12-21), at Texas A&M, Feb. 6, 2016, in College Station, Texas Opponent 50.0% (17-34), Hofstra, Nov. 22, 2015 in St. Thomas, USVI
Shot 20% or less from 3-point range (at least 10 attempts):	South Carolina: 14.3% (3-21), vs. Missouri, Jan. 16, 2016, in Columbia, S.C. Opponent: 13.3% (2-15), USF, Dec. 5, 2015 in Columbia, S.C.
Dished 20 or more assists:	South Carolina: 22, at Texas A&M, Feb. 6, 2016, in College Station, Texas Opponent: 21, Georgia, Jan. 22, 2014 in Athens, Ga.
Made 35 or more shots:	South Carolina: 37, vs. Hofstra, Nov. 22, 2015 in St. Thomas, USVI Opponent: 35, vs. Tennessee, March 5, 2009 in Columbia, S.C.
Attempted 80 or more shots:	South Carolina: 83 vs. WKU Nov. 27, 2010 in Bowling Green, Ky. Opponent: 83, LSU, Feb. 10, 1996 in Columbia, S.C.
Attempted 70 or more shots:	South Carolina: 72, vs. Providence, Dec. 1, 2011 in Columbia, S.C. Opponent: 71, Arkansas, Feb. 3, 2015 in Fayetteville, Ark.
Made 10 or more 3-pointers:	South Carolina: 12, at Texas A&M, Feb. 6, 2016, in College Station, Texas Opponent: 11, Mississippi State, Jan. 26, 2016, in Columbia, S.C.
Did not make a 3-pointer:	South Carolina: vs. Milwaukee, Nov. 11, 2012 in Columbia, S.C. Opponent: Miss. State, Jan. 9, 2013 in Starkville, Miss.
Attempted 30 or more 3-pointers:	South Carolina: 31 vs. Alabama, Jan. 25, 2012 in Columbia, S.C. Opponent: 33, Ole Miss, Jan. 19, 2016, in Oxford, Miss.
Attempted 25 or more 3-pointers:	South Carolina: 26 vs. Texas A&M, Feb. 21, 2015 in Columbia, S.C. Opponent: 25, Texas A&M, Feb. 6, 2016, in College Station, Texas
Made 30 or more free throws:	South Carolina: 46 vs. Memphis, Jan. 2, 2015 in Columbia, S.C. Opponent: 30, Tennessee, Jan. 23, 2016 in Knoxville, Tenn.
Attempted 40 or more free throws:	South Carolina: 46, vs. Alabama, Jan. 30, 2016, in Columbia, S.C. Opponent: 42, Kentucky, March 1, 2014 in Columbia, S.C.
Swiped 15 or more steals:	South Carolina: 15 vs. Vanderbilt, Jan. 16, 2010 in Columbia, S.C. Opponent: 17, Florida, March 4, 2014 in Columbia, S.C.
Blocked 12 or more shots:	South Carolina: 12, vs. Vanderbilt, Jan. 8, 2011 in Columbia, S.C. Opponent: 12, Mississippi State, Jan. 26, 2016, in Columbia, S.C.
Blocked 8 or more shots:	South Carolina: 8, vs. Francis Marion, Dec. 30, 2015 in Columbia, S.C. Opponent: 9, Memphis, Jan. 2, 2015 in Columbia, S.C.
Won by 30 or more points:	South Carolina: 37, vs. North Carolina A&T, Dec. 30, 2014 in Columbia, S.C. Opponent: 34, Kentucky, Feb. 14, 2015 in Lexington, Ky.
Won by 20 or more points:	South Carolina: 22, vs. Francis Marion, Dec. 30, 2015 in Columbia, S.C. Opponent: 23, Alabama, Jan. 13, 2016, in Tuscaloosa, Ala.
Played a single overtime game:	Win: 77-74 at Ole Miss, Jan. 19, 2016, in Oxford, Miss. Loss: 62-54 at Georgia, Feb. 23, 2013 in Athens, Ga.
Played a double overtime game:	Win: 87-85 vs. WKU, Nov. 27, 2010 in Bowling Green, Ky. Loss: 98-88 vs. Louisville, Feb. 20, 1988 in Columbia, S.C.
South Carolina played a No. 1 Team in the country:	Win: 68-62 vs. Kentucky, Jan. 26, 2010 in Columbia, S.C. Loss: 77-43 loss at Kentucky, Feb. 14, 2015 in Lexington, Ky.
South Carolina played a top-5 opponent:	Win: 68-62 vs. No. 1/1 Kentucky, Jan. 26, 2010 in Columbia, S.C. Loss: 75-36 loss to No. 4/4 Florida, Jan. 30, 2013 in Gainesville, Fla.
South Carolina played a top-10 opponent:	Win: 81-78 at No. 8/8 Texas A&M, Feb. 6, 2016, in College Station, Texas Loss: 58-43 loss vs. Kentucky, Jan. 24, 2015 in Columbia, S.C.
South Carolina played a top-25 opponent:	Win: 81-78 at No. 8/8 Texas A&M, Feb. 6, 2016, in College Station, Texas Loss: 78-74 loss vs. No. 18/18 Arkansas, March 5, 2015 in Columbia, S.C.
South Carolina defeated a ranked opponent:	Home: Win: 72-67 win over No. 17/15 Kentucky, March 1, 2014 in Columbia, S.C. Away: 77-73 at No. 13/19 Vanderbilt, March 6, 2010 in Nashville, Tenn. Neutral: 64-60 vs. No. 9/9 Iowa State, Jan. 3, 2015 in Brooklyn, N.Y. SEC Home: Win: 72-67 win over No. 17/15 Kentucky, March 1, 2014 in Columbia, S.C. SEC Away: 81-78 at No. 8/8 Texas A&M, Feb. 6, 2016, in College Station, Texas Non-conference away: 85-84 at No. 19/20 Baylor, Jan. 2, 2009 in Waco, Texas
South Carolina defeated a top 10 opponent:	Home: Win: 68-62 win vs. No. 1/1 Kentucky, Jan. 26, 2010 in Columbia, S.C. Away: 81-78 at No. 8/8 Texas A&M, Feb. 6, 2016, in College Station, Texas Neutral: 64-60 vs. No. 9/9 Iowa State, Jan. 3, 2015 in Brooklyn, N.Y.
A South Carolina win opened the season:	Home: 81-56, vs. Norfolk State, Nov. 14, 2015 in Columbia, S.C. Away: 81-63 win at Western Carolina, Nov. 12, 2005 in Cullowhee, N.C. Neutral: 74-61 win vs. Chaminade, Nov. 19, 2001 in Maui, Hawaii (Maui Invite)
South Carolina opened SEC play:	Home: 72-68 loss vs. Florida, Jan. 7, 2015 in Gainesville, Fla. Away: 81-69 win at Auburn, Jan. 5, 2016, in Auburn, Ala.



South Carolina Basketball
 South Carolina Combined Team Statistics (as of Feb 06, 2016)
 All games

RECORD:	OVERALL	HOME	AWAY	NEUTRAL
ALL GAMES	20-3	12-0	4-3	4-0
CONFERENCE	7-3	4-0	3-3	0-0
NON-CONFERENCE	13-0	8-0	1-0	4-0

##	Player	gp-gs	Total		3-Point		F-Throw		Rebounds			PF		DQ		A		TO		pts	avg	
			min	avg	fg-fga	fg%	3fg-fga	3fg%	ft-fa	ft%	off	def	tot	avg	pf	dq	a	to	blk			stl
24	CARRERA, Michael	23-23	622	27.0	101-204	.495	37-76	.487	85-111	.766	44	122	166	7.2	67	2	33	45	20	20	324	14.1
00	THORNWELL, Sindari	23-23	731	31.8	85-237	.359	30-95	.316	92-120	.767	29	86	115	5.0	41	0	83	52	9	34	292	12.7
10	NOTICE, Duane	23-0	572	24.9	76-202	.376	42-109	.385	57-75	.760	11	41	52	2.3	32	0	48	24	1	20	251	10.9
25	KACINAS, Mindaugas	23-23	683	29.7	93-179	.520	11-43	.256	44-74	.595	52	75	127	5.5	41	0	22	27	11	10	241	10.5
14	CHATKEVICIUS, L.	23-20	495	21.5	87-162	.537	6-20	.300	46-65	.708	44	59	103	4.5	56	0	17	42	23	12	226	9.8
15	DOZIER, PJ	23-23	453	19.7	65-166	.392	7-34	.206	30-59	.508	22	58	80	3.5	61	1	46	61	9	27	167	7.3
30	SILVA, Chris	23-3	315	13.7	40-83	.482	0-0	.000	52-86	.605	43	62	105	4.6	78	2	4	25	22	11	132	5.7
01	STROMAN, Marcus	21-0	334	15.9	9-38	.237	3-6	.500	27-40	.675	11	32	43	2.0	32	0	30	24	4	15	48	2.3
04	GREGORY, Jamall	12-0	80	6.7	9-15	.600	2-5	.400	5-9	.556	3	10	13	1.1	15	0	8	4	2	5	25	2.1
05	BLANTON, TeMarcus	7-0	29	4.1	2-7	.286	2-4	.500	4-4	1.000	2	3	5	0.7	4	0	2	1	0	2	10	1.4
02	DOBY, Raymond	9-0	31	3.4	4-10	.400	0-0	.000	4-8	.500	3	2	5	0.6	6	0	0	2	1	2	12	1.3
20	MCKIE, Justin	19-0	136	7.2	8-33	.242	2-13	.154	6-10	.600	6	11	17	0.9	10	0	17	4	1	2	24	1.3
23	COBB, Eric	20-0	131	6.6	12-19	.632	0-0	.000	1-18	.056	13	28	41	2.1	22	0	3	12	2	1	25	1.3
21	RAGIN, John	4-0	8	2.0	1-3	.333	0-1	.000	0-0	.000	0	1	1	0.3	0	0	0	0	0	1	2	0.5
31	HOLLIMAN, Jarrell	3-0	5	1.7	0-0	.000	0-0	.000	0-0	.000	0	0	0	0.0	0	0	0	1	0	0	0	0.0
Team											48	44	92				7					
Total.....		23	4625		592-1358	.436	142-406	.350	453-679	.667	331	634	965	42.0	465	5	313	331	105	162	1779	77.3
Opponents.....		23	4625		513-1319	.389	194-546	.355	349-511	.683	243	519	762	33.1	564	35	276	357	105	153	1569	68.2

TEAM STATISTICS	SC	OPP	Date	Opponent	Score	Att.
SCORING	1779	1569	% 11/14/15	NORFOLK STATE	w 84-69	10623
Points per game	77.3	68.2	11/16/15	ORAL ROBERTS	w 84-66	9640
Scoring margin	+9.1	-	! 11/20/15	vs DePaul	w 76-61	1601
FIELD GOALS-ATT	592-1358	513-1319	! 11/22/15	vs Hofstra	w 94-84	1715
Field goal pct	.436	.389	! 11/23/15	vs Tulsa	w 83-75	2002
3 POINT FG-ATT	142-406	194-546	11/27/15	LIPSCOMB	w 92-76	8793
3-point FG pct	.350	.355	11/30/15	WESTERN CAROLINA	w 76-53	8957
3-pt FG made per game	6.2	8.4	12/5/15	USF	w 81-63	10721
FREE THROWS-ATT	453-679	349-511	12/15/15	DREXEL	w 79-54	8481
Free throw pct	.667	.683	12/18/15	at Clemson	w 65-59	14446
F-Throws made per game	19.7	15.2	12/22/15	vs St. John's	w 75-61	2355
REBOUNDS	965	762	12/30/15	FRANCIS MARION	w 78-56	10401
Rebounds per game	42.0	33.1	1/2/16	MEMPHIS	w 86-76	13035
Rebounding margin	+8.8	-	* 01/05/16	at Auburn	w 81-69	7556
ASSISTS	313	276	* 1/9/16	VANDERBILT	w 69-65	15055
Assists per game	13.6	12.0	* 1/13/16	at Alabama	L 50-73	12443
TURNOVERS	331	357	* 1/16/16	MISSOURI	w 81-72	15389
Turnovers per game	14.4	15.5	* 1/19/16	at Ole Miss	wot 77-74	7427
Turnover margin	+1.1	-	* 01/23/16	at Tennessee	L 69-78	13928
Assist/turnover ratio	0.9	0.8	* 1/26/16	MISSISSIPPI STATE	w 84-74	12764
STEALS	162	153	* 1/30/16	ALABAMA	w 78-64	18000
Steals per game	7.0	6.7	* 02/02/16	at Georgia	L 56-69	6427
BLOCKS	105	105	* 02/06/16	at Texas A&M	w 81-78	11240
Blocks per game	4.6	4.6				
ATTENDANCE	141859	81140				
Home games-Avg/Game	12-11822	7-10495				
Neutral site-Avg/Game	-	4-1918				

* = Conference game
 % - Paradise Jam (Columbia, S.C.)
 ! - Paradise Jam (St. Thomas, USVI)

Score by Periods	1st	2nd	OT	Totals
South Carolina	867	901	11	1779
Opponents	738	823	8	1569



South Carolina Basketball
South Carolina Combined Team Statistics (as of Feb 06, 2016)
Conference games

RECORD:	OVERALL	HOME	AWAY	NEUTRAL
ALL GAMES	7-3	4-0	3-3	0-0
CONFERENCE	7-3	4-0	3-3	0-0
NON-CONFERENCE	0-0	0-0	0-0	0-0

##	Player	gp-gs	min	avg	Total		3-Point		F-Throw		Rebounds				pf	dq	a	to	blk	stl	pts	avg
					fg-fga	fg%	3fg-fga	3fg%	ft-fa	ft%	off	def	tot	avg								
24	CARRERA, Michael	10-10	299	29.9	48-99	.485	16-39	.410	51-68	.750	21	66	87	8.7	29	2	12	24	9	7	163	16.3
00	THORNWELL, Sindari	10-10	343	34.3	44-119	.370	16-46	.348	40-52	.769	15	32	47	4.7	17	0	35	26	6	14	144	14.4
10	NOTICE, Duane	10-0	272	27.2	29-84	.345	18-52	.346	16-25	.640	4	20	24	2.4	16	0	25	12	0	7	92	9.2
14	CHATKEVICIUS, L.	10-7	222	22.2	32-64	.500	1-9	.111	20-27	.741	21	27	48	4.8	22	0	6	21	7	4	85	8.5
25	KACINAS, Mindaugas	10-10	301	30.1	33-74	.446	3-18	.167	16-31	.516	24	28	52	5.2	17	0	8	12	4	3	85	8.5
15	DOZIER, PJ	10-10	190	19.0	25-68	.368	0-13	.000	12-24	.500	12	21	33	3.3	30	1	22	34	2	7	62	6.2
30	SILVA, Chris	10-3	131	13.1	19-30	.633	0-0	.000	12-23	.522	15	24	39	3.9	39	1	1	7	7	5	50	5.0
04	GREGORY, Jamall	5-0	49	9.8	5-6	.833	1-1	1.000	3-5	.600	1	5	6	1.2	12	0	4	2	2	3	14	2.8
01	STROMAN, Marcus	9-0	139	15.4	4-18	.222	1-1	1.000	11-16	.688	5	11	16	1.8	18	0	10	9	1	6	20	2.2
02	DOBY, Raymond	3-0	13	4.3	2-4	.500	0-0	.000	0-0	.000	0	0	0	0.0	2	0	0	0	0	2	4	1.3
20	MCKIE, Justin	7-0	45	6.4	1-8	.125	0-2	.000	2-4	.500	3	3	6	0.9	1	0	5	3	0	1	4	0.6
23	COBB, Eric	7-0	19	2.7	1-3	.333	0-0	.000	1-8	.125	3	6	9	1.3	2	0	0	1	0	0	3	0.4
21	RAGIN, John	1-0	2	2.0	0-0	.000	0-0	.000	0-0	.000	0	0	0	0.0	0	0	0	0	0	1	0	0.0
Team											22	16	38				2					
Total.....		10	2025		243-577	.421	56-181	.309	184-283	.650	146	259	405	40.5	205	4	128	153	38	60	726	72.6
Opponents.....		10	2025		230-560	.411	94-250	.376	162-230	.704	106	233	339	33.9	235	16	135	151	53	79	716	71.6

TEAM STATISTICS	SC	OPP	Date	Opponent	Score	Att.
SCORING	726	716	* 01/05/16	at Auburn	w 81-69	7556
Points per game	72.6	71.6	* 1/9/16	VANDERBILT	w 69-65	15055
Scoring margin	+1.0	-	* 1/13/16	at Alabama	L 50-73	12443
FIELD GOALS-ATT	243-577	230-560	* 1/16/16	MISSOURI	w 81-72	15389
Field goal pct	.421	.411	* 1/19/16	at Ole Miss	wot 77-74	7427
3 POINT FG-ATT	56-181	94-250	* 01/23/16	at Tennessee	L 69-78	13928
3-point FG pct	.309	.376	* 1/26/16	MISSISSIPPI STATE	w 84-74	12764
3-pt FG made per game	5.6	9.4	* 1/30/16	ALABAMA	w 78-64	18000
FREE THROWS-ATT	184-283	162-230	* 02/02/16	at Georgia	L 56-69	6427
Free throw pct	.650	.704	* 02/06/16	at Texas A&M	w 81-78	11240
F-Throws made per game	18.4	16.2				
REBOUNDS	405	339				
Rebounds per game	40.5	33.9				
Rebounding margin	+6.6	-				
ASSISTS	128	135				
Assists per game	12.8	13.5				
TURNOVERS	153	151				
Turnovers per game	15.3	15.1				
Turnover margin	-0.2	-				
Assist/turnover ratio	0.8	0.9				
STEALS	60	79				
Steals per game	6.0	7.9				
BLOCKS	38	53				
Blocks per game	3.8	5.3				
ATTENDANCE	61208	59021				
Home games-Avg/Game	4-15302	6-9837				
Neutral site-Avg/Game	-	0-0				

* = Conference game
% - Paradise Jam (Columbia, S.C.)
! - Paradise Jam (St. Thomas, USVI)

Score by Periods	1st	2nd	OT	Totals
South Carolina	339	376	11	726
Opponents	339	369	8	716



South Carolina Basketball
 South Carolina Team Game-by-Game Comparison (as of Feb 09, 2016)
 All games

Opponent	1st	2nd	Score	Mar	Total FG	FG Pct	3-Pointers	3FG Pct	Free Throws	FT Pct	Rebounds	Assist	T/Over	Block	Steal	Fouls
NORFOLK STATE	40/34	44/35	84-69	+15	23-59/19-56	.390/.339	9-22/11-28	.409/.393	29-42/20-23	.690/.870	46/35 +11	15/12	13/18	4/3	9/7	19/35
ORAL ROBERTS	33/30	51/36	84-66	+18	29-73/22-51	.397/.431	7-21/4-14	.333/.286	19-27/18-23	.704/.783	44/28 +16	14/7	6/13	4/5	5/3	22/23
DePaul	37/28	39/33	76-61	+15	24-60/19-52	.400/.365	5-13/3-14	.385/.214	23-34/20-31	.676/.645	43/33 +10	11/9	12/15	4/2	5/4	27/27
Hofstra	46/39	48/45	94-84	+10	37-68/28-55	.544/.509	5-9/17-34	.556/.500	15-23/11-17	.652/.647	41/23 +18	16/16	9/14	5/2	4/2	18/21
Tulsa	38/29	45/46	83-75	+8	27-54/24-54	.500/.444	7-14/5-16	.500/.313	22-28/22-31	.786/.710	34/31 +3	12/9	13/15	2/0	7/4	25/25
LIPSCOMB	51/40	41/36	92-76	+16	34-66/27-68	.515/.397	5-19/13-35	.263/.371	19-27/9-14	.704/.643	43/29 +14	24/18	17/18	7/3	12/8	19/24
WESTERN CAROLINA	37/28	39/25	76-53	+23	26-63/19-67	.413/.284	8-18/11-32	.444/.344	16-25/4-4	.640/1000	51/36 +15	14/13	19/20	7/3	10/10	12/17
USF	53/22	28/41	81-63	+18	29-61/24-68	.475/.353	7-21/2-15	.333/.133	16-25/13-22	.640/.591	32/46 (14)	14/9	12/19	6/6	12/8	15/20
DREXEL	32/28	47/26	79-54	+25	25-46/19-55	.543/.345	6-12/7-17	.500/.412	23-39/9-19	.590/.474	41/22 +19	14/11	15/13	9/2	6/3	19/28
Clemson	41/25	24/34	65-59	+6	23-53/23-63	.434/.365	8-19/8-26	.421/.308	11-14/5-9	.786/.556	42/34 +8	12/11	16/10	3/8	3/2	16/20
St. John's	40/34	35/27	75-61	+14	27-57/22-49	.474/.449	7-13/5-20	.538/.250	14-19/12-27	.737/.444	43/26 +17	14/11	17/14	1/5	9/6	23/19
FRANCIS MARION	38/20	40/36	78-56	+22	27-64/18-60	.422/.300	8-27/6-23	.296/.261	16-30/14-25	.533/.560	47/42 +5	16/7	16/22	8/4	13/10	18/29
MEMPHIS	42/42	44/34	86-76	+10	18-57/19-61	.316/.311	4-17/8-22	.235/.364	46-63/30-36	.730/.833	53/38 +15	9/8	13/15	7/9	7/7	27/41
Auburn	43/30	38/39	81-69	+12	25-50/24-54	.500/.444	9-23/12-30	.391/.400	22-28/9-13	.786/.692	34/27 +7	15/12	19/21	0/1	9/7	13/19
VANDERBILT	35/38	34/27	69-65	+4	24-57/20-61	.421/.328	3-13/5-24	.231/.208	18-29/20-29	.621/.690	44/36 +8	11/10	13/11	3/7	3/5	23/25
Alabama	22/35	28/38	50-73	(23)	19-53/24-51	.358/.471	3-18/13-28	.167/.464	9-17/12-21	.529/.571	33/38 (5)	9/16	18/17	3/3	4/8	19/20
MISSOURI	41/34	40/38	81-72	+9	28-62/28-57	.452/.491	3-21/7-19	.143/.368	22-33/9-13	.667/.692	41/26 +15	12/17	13/16	5/3	7/8	15/24
Ole Miss	29/39	37/27	77-74	+3	26-62/24-61	.419/.393	4-14/10-33	.286/.303	21-31/16-27	.677/.593	49/37 +12	16/16	15/10	3/4	4/10	24/25
Tennessee	28/29	41/49	69-78	(9)	25-60/19-46	.417/.413	4-14/10-21	.286/.476	15-23/30-32	.652/.938	34/34 -	11/11	17/18	2/3	7/12	24/21
MISSISSIPPI STATE	43/34	41/40	84-74	+10	26-58/23-61	.448/.377	5-15/11-24	.333/.458	27-41/17-23	.659/.739	51/26 +25	13/11	18/12	7/12	6/10	25/32
ALABAMA	35/26	43/38	78-64	+14	22-60/20-60	.367/.333	6-19/6-24	.316/.250	28-46/18-25	.609/.720	50/41 +9	10/12	11/16	5/7	9/5	19/30
Georgia	23/33	33/36	56-69	(13)	18-58/22-56	.310/.393	7-23/8-22	.304/.364	13-19/17-25	.684/.680	37/44 (7)	9/11	14/13	9/9	3/9	23/19
Texas A&M	40/41	41/37	81-78	+3	30-57/26-53	.526/.491	12-21/12-25	.571/.480	9-16/14-22	.563/.636	32/30 +2	22/19	15/17	1/4	8/5	20/20

Note: Game totals are displayed in the format TEAM/OPPONENT for each category



South Carolina Basketball
South Carolina Category Leaders (as of Feb 09, 2016)
All games

Points	G	Pts	Pts/G
CARRERA, Michael	23	324	14.1
THORNWELL, Sindarius	23	292	12.7
NOTICE, Duane	23	251	10.9
KACINAS, Mindaugas	23	241	10.5
CHATKEVICIUS, L.	23	226	9.8
DOZIER, PJ	23	167	7.3
SILVA, Chris	23	132	5.7
STROMAN, Marcus	21	48	2.3
COBB, Eric	20	25	1.3
GREGORY, Jamall	12	25	2.1
MCKIE, Justin	19	24	1.3
DOBY, Raymond	9	12	1.3

Scoring Average	G	Pts	Avg/G
CARRERA, Michael	23	324	14.1
THORNWELL, Sindarius	23	292	12.7
NOTICE, Duane	23	251	10.9
KACINAS, Mindaugas	23	241	10.5
CHATKEVICIUS, L.	23	226	9.8
DOZIER, PJ	23	167	7.3
SILVA, Chris	23	132	5.7
STROMAN, Marcus	21	48	2.3
GREGORY, Jamall	12	25	2.1
BLANTON, TeMarcus	7	10	1.4
DOBY, Raymond	9	12	1.3
MCKIE, Justin	19	24	1.3

FG Percentage	FG	Att	Pct
COBB, Eric	12	19	.632
GREGORY, Jamall	9	15	.600
CHATKEVICIUS, L.	87	162	.537
KACINAS, Mindaugas	93	179	.520
CARRERA, Michael	101	204	.495
SILVA, Chris	40	83	.482
DOBY, Raymond	4	10	.400
DOZIER, PJ	65	166	.392
NOTICE, Duane	76	202	.376
THORNWELL, Sindarius	85	237	.359
RAGIN, John	1	3	.333
BLANTON, TeMarcus	2	7	.286

Field Goal Attempts	G	Att	Att/G
THORNWELL, Sindarius	23	237	10.3
CARRERA, Michael	23	204	8.9
NOTICE, Duane	23	202	8.8
KACINAS, Mindaugas	23	179	7.8
DOZIER, PJ	23	166	7.2

Field Goals Made	G	Made	Made/G
CARRERA, Michael	23	101	4.4
KACINAS, Mindaugas	23	93	4.0
CHATKEVICIUS, L.	23	87	3.8
THORNWELL, Sindarius	23	85	3.7
NOTICE, Duane	23	76	3.3

3-Point Percentage	3FG	Att	Pct
STROMAN, Marcus	3	6	.500
BLANTON, TeMarcus	2	4	.500
CARRERA, Michael	37	76	.487
GREGORY, Jamall	2	5	.400
NOTICE, Duane	42	109	.385
THORNWELL, Sindarius	30	95	.316
CHATKEVICIUS, L.	6	20	.300
KACINAS, Mindaugas	11	43	.256
DOZIER, PJ	7	34	.206
MCKIE, Justin	2	13	.154
RAGIN, John	0	1	.000

3-Point FG Attempts	G	Att	Att/G
NOTICE, Duane	23	109	4.7
THORNWELL, Sindarius	23	95	4.1
CARRERA, Michael	23	76	3.3
KACINAS, Mindaugas	23	43	1.9
DOZIER, PJ	23	34	1.5

3-Point FG Made	G	Made	Made/G
NOTICE, Duane	23	42	1.8
CARRERA, Michael	23	37	1.6
THORNWELL, Sindarius	23	30	1.3
KACINAS, Mindaugas	23	11	0.5
DOZIER, PJ	23	7	0.3

Free Throw Percent	FG	Att	Pct
BLANTON, TeMarcus	4	4	1.000
THORNWELL, Sindarius	92	120	.767
CARRERA, Michael	85	111	.766
NOTICE, Duane	57	75	.760
CHATKEVICIUS, L.	46	65	.708
STROMAN, Marcus	27	40	.675
SILVA, Chris	52	86	.605
MCKIE, Justin	6	10	.600
KACINAS, Mindaugas	44	74	.595
GREGORY, Jamall	5	9	.556
DOZIER, PJ	30	59	.508
DOBY, Raymond	4	8	.500

Free Throw Attempts	G	Att	Att/G
THORNWELL, Sindarius	23	120	5.2
CARRERA, Michael	23	111	4.8
SILVA, Chris	23	86	3.7
NOTICE, Duane	23	75	3.3
KACINAS, Mindaugas	23	74	3.2

Free Throws Made	G	Made	Made/G
THORNWELL, Sindarius	23	92	4.0
CARRERA, Michael	23	85	3.7
NOTICE, Duane	23	57	2.5
SILVA, Chris	23	52	2.3
CHATKEVICIUS, L.	23	46	2.0



South Carolina Basketball
South Carolina Category Leaders (as of Feb 09, 2016)
All games

Rebounds	G	Reb	Reb/G
CARRERA, Michael	23	166	7.2
KACINAS, Mindaugas	23	127	5.5
THORNWELL, Sindarius	23	115	5.0
SILVA, Chris	23	105	4.6
CHATKEVICIUS, L.	23	103	4.5

Assists	G	No.	Ast/G
THORNWELL, Sindarius	23	83	3.6
NOTICE, Duane	23	48	2.1
DOZIER, PJ	23	46	2.0
CARRERA, Michael	23	33	1.4
STROMAN, Marcus	21	30	1.4

Rebound Average	G	Reb	Avg/G
CARRERA, Michael	23	166	7.2
KACINAS, Mindaugas	23	127	5.5
THORNWELL, Sindarius	23	115	5.0
SILVA, Chris	23	105	4.6
CHATKEVICIUS, L.	23	103	4.5

Steals	G	No.	Stl/G
THORNWELL, Sindarius	23	34	1.5
DOZIER, PJ	23	27	1.2
NOTICE, Duane	23	20	0.9
CARRERA, Michael	23	20	0.9
STROMAN, Marcus	21	15	0.7

Offensive Rebounds	G	No.	Avg/G
KACINAS, Mindaugas	23	52	2.3
CARRERA, Michael	23	44	1.9
CHATKEVICIUS, L.	23	44	1.9
SILVA, Chris	23	43	1.9
THORNWELL, Sindarius	23	29	1.3

Blocked Shots	G	No.	Blk/G
CHATKEVICIUS, L.	23	23	1.0
SILVA, Chris	23	22	1.0
CARRERA, Michael	23	20	0.9
KACINAS, Mindaugas	23	11	0.5
THORNWELL, Sindarius	23	9	0.4
DOZIER, PJ	23	9	0.4

Defensive Rebounds	G	No.	Avg/G
CARRERA, Michael	23	122	5.3
THORNWELL, Sindarius	23	86	3.7
KACINAS, Mindaugas	23	75	3.3
SILVA, Chris	23	62	2.7
CHATKEVICIUS, L.	23	59	2.6

Minutes	G	No.	Min/G
THORNWELL, Sindarius	23	731	31.8
KACINAS, Mindaugas	23	683	29.7
CARRERA, Michael	23	622	27.0
NOTICE, Duane	23	572	24.9
CHATKEVICIUS, L.	23	495	21.5

Fouls	G	No.	Per/G
SILVA, Chris	23	78	3.4
CARRERA, Michael	23	67	2.9
DOZIER, PJ	23	61	2.7
CHATKEVICIUS, L.	23	56	2.4
KACINAS, Mindaugas	23	41	1.8
THORNWELL, Sindarius	23	41	1.8

Turnovers	G	No.	TO/G
DOZIER, PJ	23	61	2.7
THORNWELL, Sindarius	23	52	2.3
CARRERA, Michael	23	45	2.0
CHATKEVICIUS, L.	23	42	1.8
KACINAS, Mindaugas	23	27	1.2

Foulsouts	G	No.
SILVA, Chris	23	2
CARRERA, Michael	23	2
DOZIER, PJ	23	1



South Carolina Basketball
South Carolina Team High/Low Analysis (as of Feb 09, 2016)
All games

South Carolina - TEAM GAME HIGHS

POINTS	94	vs Hofstra (11/22/15)
	92	LIPSCOMB (11/27/15)
	86	MEMPHIS (1/2/16)
	84	MISSISSIPPI STATE (1/26/16)
	84	ORAL ROBERTS (11/16/15)
	84	NORFOLK STATE (11/14/15)
FIELD GOALS MADE	37	vs Hofstra (11/22/15)
	34	LIPSCOMB (11/27/15)
FIELD GOAL ATTEMPTS	73	ORAL ROBERTS (11/16/15)
	68	vs Hofstra (11/22/15)
FIELD GOAL PERCENTAGE	.544 (37-68)	vs Hofstra (11/22/15)
	.543 (25-46)	DREXEL (12/15/15)
3 PT FIELD GOALS MADE	12	at Texas A&M (02/06/16)
	9	at Auburn (01/05/16)
	9	NORFOLK STATE (11/14/15)
3 PT FG ATTEMPTS	27	FRANCIS MARION (12/30/15)
	23	at Georgia (02/02/16)
	23	at Auburn (01/05/16)
3 PT FG PERCENTAGE	.571 (12-21)	at Texas A&M (02/06/16)
	.556 (5-9)	vs Hofstra (11/22/15)
FREE THROWS MADE	46	MEMPHIS (1/2/16)
	29	NORFOLK STATE (11/14/15)
FREE THROW ATTEMPTS	63	MEMPHIS (1/2/16)
	46	ALABAMA (1/30/16)
FREE THROW PERCENTAGE	.786 (22-28)	at Auburn (01/05/16)
	.786 (22-28)	vs Tulsa (11/23/15)
	.786 (11-14)	at Clemson (12/18/15)
REBOUNDS	53	MEMPHIS (1/2/16)
	51	MISSISSIPPI STATE (1/26/16)
	51	WESTERN CAROLINA (11/30/15)
ASSISTS	24	LIPSCOMB (11/27/15)
	22	at Texas A&M (02/06/16)
STEALS	13	FRANCIS MARION (12/30/15)
	12	USF (12/5/15)
	12	LIPSCOMB (11/27/15)
BLOCKED SHOTS	9	at Georgia (02/02/16)
	9	DREXEL (12/15/15)
TURNOVERS	19	at Auburn (01/05/16)
	19	WESTERN CAROLINA (11/30/15)
FOULS	27	MEMPHIS (1/2/16)
	27	vs DePaul (11/20/15)



South Carolina Basketball
South Carolina High/Low Analysis (as of Feb 09, 2016)
All games

Opponent - GAME HIGHS

POINTS	84		vs Hofstra (11/22/15)
	78		at Texas A&M (02/06/16)
	78		at Tennessee (01/23/16)
	76		MEMPHIS (1/2/16)
	76		LIPSCOMB (11/27/15)
FIELD GOALS MADE	28		MISSOURI (1/16/16)
	28		vs Hofstra (11/22/15)
FIELD GOAL ATTEMPTS	68		USF (12/5/15)
	68		LIPSCOMB (11/27/15)
FIELD GOAL PERCENTAGE	.509	(28-55)	vs Hofstra (11/22/15)
	.491	(28-57)	MISSOURI (1/16/16)
3 PT FIELD GOALS MADE	17		vs Hofstra (11/22/15)
	13		at Alabama (1/13/16)
	13		LIPSCOMB (11/27/15)
3 PT FG ATTEMPTS	35		LIPSCOMB (11/27/15)
	34		vs Hofstra (11/22/15)
3 PT FG PERCENTAGE	.500	(17-34)	vs Hofstra (11/22/15)
	.480	(12-25)	at Texas A&M (02/06/16)
FREE THROWS MADE	30		at Tennessee (01/23/16)
	30		MEMPHIS (1/2/16)
FREE THROW ATTEMPTS	36		MEMPHIS (1/2/16)
	32		at Tennessee (01/23/16)
FREE THROW PERCENTAGE	1.000	(4-4)	WESTERN CAROLINA (11/30/15)
	.938	(30-32)	at Tennessee (01/23/16)
REBOUNDS	46		USF (12/5/15)
	44		at Georgia (02/02/16)
ASSISTS	19		at Texas A&M (02/06/16)
	18		LIPSCOMB (11/27/15)
STEALS	12		at Tennessee (01/23/16)
	10		MISSISSIPPI STATE (1/26/16)
	10		at Ole Miss (1/19/16)
	10		FRANCIS MARION (12/30/15)
	10		WESTERN CAROLINA (11/30/15)
BLOCKED SHOTS	12		MISSISSIPPI STATE (1/26/16)
	9		at Georgia (02/02/16)
	9		MEMPHIS (1/2/16)
TURNOVERS	22		FRANCIS MARION (12/30/15)
	21		at Auburn (01/05/16)
FOULS	41		MEMPHIS (1/2/16)
	35		NORFOLK STATE (11/14/15)



South Carolina Basketball
South Carolina High/Low Analysis (as of Feb 09, 2016)
All games

South Carolina - GAME LOWS

POINTS	50	at Alabama (1/13/16)
	56	at Georgia (02/02/16)
	65	at Clemson (12/18/15)
	69	VANDERBILT (1/9/16)
	69	at Tennessee (01/23/16)
FIELD GOALS MADE	18	MEMPHIS (1/2/16)
	18	at Georgia (02/02/16)
FIELD GOAL ATTEMPTS	46	DREXEL (12/15/15)
	50	at Auburn (01/05/16)
FIELD GOAL PERCENTAGE	.310 (18-58)	at Georgia (02/02/16)
	.316 (18-57)	MEMPHIS (1/2/16)
3 PT FIELD GOALS MADE	3	VANDERBILT (1/9/16)
	3	at Alabama (1/13/16)
	3	MISSOURI (1/16/16)
3 PT FG ATTEMPTS	9	vs Hofstra (11/22/15)
	12	DREXEL (12/15/15)
3 PT FG PERCENTAGE	.143 (3-21)	MISSOURI (1/16/16)
	.167 (3-18)	at Alabama (1/13/16)
FREE THROWS MADE	9	at Alabama (1/13/16)
	9	at Texas A&M (02/06/16)
FREE THROW ATTEMPTS	14	at Clemson (12/18/15)
	16	at Texas A&M (02/06/16)
FREE THROW PERCENTAGE	.529 (9-17)	at Alabama (1/13/16)
	.533 (16-30)	FRANCIS MARION (12/30/15)
REBOUNDS	32	USF (12/5/15)
	32	at Texas A&M (02/06/16)
ASSISTS	9	MEMPHIS (1/2/16)
	9	at Alabama (1/13/16)
	9	at Georgia (02/02/16)
STEALS	3	at Clemson (12/18/15)
	3	VANDERBILT (1/9/16)
	3	at Georgia (02/02/16)
BLOCKED SHOTS	0	at Auburn (01/05/16)
	1	vs St. John's (12/22/15)
	1	at Texas A&M (02/06/16)
TURNOVERS	6	ORAL ROBERTS (11/16/15)
	9	vs Hofstra (11/22/15)
FOULS	12	WESTERN CAROLINA (11/30/15)
	13	at Auburn (01/05/16)



South Carolina Basketball
South Carolina High/Low Analysis (as of Feb 09, 2016)
All games

Opponent - GAME LOWS

POINTS	53	WESTERN CAROLINA (11/30/15)
	54	DREXEL (12/15/15)
	56	FRANCIS MARION (12/30/15)
	59	at Clemson (12/18/15)
	61	vs DePaul (11/20/15)
	61	vs St. John's (12/22/15)
FIELD GOALS MADE	18	FRANCIS MARION (12/30/15)
	19	NORFOLK STATE (11/14/15)
	19	vs DePaul (11/20/15)
	19	WESTERN CAROLINA (11/30/15)
	19	DREXEL (12/15/15)
	19	MEMPHIS (1/2/16)
	19	at Tennessee (01/23/16)
FIELD GOAL ATTEMPTS	46	at Tennessee (01/23/16)
	49	vs St. John's (12/22/15)
FIELD GOAL PERCENTAGE	.284 (19-67)	WESTERN CAROLINA (11/30/15)
	.300 (18-60)	FRANCIS MARION (12/30/15)
3 PT FIELD GOALS MADE	2	USF (12/5/15)
	3	vs DePaul (11/20/15)
3 PT FG ATTEMPTS	14	ORAL ROBERTS (11/16/15)
	14	vs DePaul (11/20/15)
3 PT FG PERCENTAGE	.133 (2-15)	USF (12/5/15)
	.208 (5-24)	VANDERBILT (1/9/16)
FREE THROWS MADE	4	WESTERN CAROLINA (11/30/15)
	5	at Clemson (12/18/15)
FREE THROW ATTEMPTS	4	WESTERN CAROLINA (11/30/15)
	9	at Clemson (12/18/15)
FREE THROW PERCENTAGE	.444 (12-27)	vs St. John's (12/22/15)
	.474 (9-19)	DREXEL (12/15/15)
REBOUNDS	22	DREXEL (12/15/15)
	23	vs Hofstra (11/22/15)
ASSISTS	7	ORAL ROBERTS (11/16/15)
	7	FRANCIS MARION (12/30/15)
STEALS	2	vs Hofstra (11/22/15)
	2	at Clemson (12/18/15)
BLOCKED SHOTS	0	vs Tulsa (11/23/15)
	1	at Auburn (01/05/16)
TURNOVERS	10	at Clemson (12/18/15)
	10	at Ole Miss (1/19/16)
FOULS	17	WESTERN CAROLINA (11/30/15)
	19	vs St. John's (12/22/15)
	19	at Auburn (01/05/16)
	19	at Georgia (02/02/16)



South Carolina Basketball
 South Carolina Player High/Low Analysis (as of Feb 09, 2016)
 All games

South Carolina - I N D I V I D U A L G A M E H I G H S

Points	34		CARRERA, Michael vs Mississippi State (1/26/16)
	27		CHATKEVICIUS, L. vs Oral Roberts (11/16/15)
	25		THORNWELL, Sindarius at Texas A&M (02/06/16)
	23		KACINAS, Mindaugas vs DePaul (11/20/15)
	22		CARRERA, Michael at Tennessee (01/23/16)
	22		THORNWELL, Sindarius vs Missouri (1/16/16)
	22		THORNWELL, Sindarius at Auburn (01/05/16)
Field Goals Made	10		CARRERA, Michael vs Mississippi State (1/26/16)
	9		THORNWELL, Sindarius at Texas A&M (02/06/16)
	9		KACINAS, Mindaugas vs Hofstra (11/22/15)
	9		CHATKEVICIUS, L. vs Oral Roberts (11/16/15)
Field Goal Att.	20		THORNWELL, Sindarius at Texas A&M (02/06/16)
	16		CARRERA, Michael vs Mississippi State (1/26/16)
	16		NOTICE, Duane vs Lipscomb (11/27/15)
FG Pct (min 5 made)	1.000	(7-7)	CHATKEVICIUS, L. vs Lipscomb (11/27/15)
	1.000	(6-6)	CARRERA, Michael at Texas A&M (02/06/16)
3-Point FG Made	5		CARRERA, Michael at Texas A&M (02/06/16)
	5		THORNWELL, Sindarius at Auburn (01/05/16)
3-Point FG Att.	8		THORNWELL, Sindarius at Texas A&M (02/06/16)
	8		THORNWELL, Sindarius at Georgia (02/02/16)
	8		NOTICE, Duane vs Mississippi State (1/26/16)
	8		NOTICE, Duane at Ole Miss (1/19/16)
	8		THORNWELL, Sindarius at Auburn (01/05/16)
3-Pt FG Pct (min 2 made)	1.000	(5-5)	CARRERA, Michael at Texas A&M (02/06/16)
	1.000	(2-2)	NOTICE, Duane vs St. John's (12/22/15)
	1.000	(2-2)	BLANTON, TeMarcus vs Drexel (12/15/15)
	1.000	(2-2)	KACINAS, Mindaugas vs Western Carolina (11/30/15)
	1.000	(2-2)	CARRERA, Michael vs Hofstra (11/22/15)
	1.000	(2-2)	DOZIER, PJ vs Hofstra (11/22/15)
	1.000	(2-2)	NOTICE, Duane vs DePaul (11/20/15)
Free Throws Made	12		CARRERA, Michael vs Alabama (1/30/16)
	12		CARRERA, Michael vs Mississippi State (1/26/16)
	12		NOTICE, Duane vs Memphis (1/2/16)
Free Throw Att.	16		DOZIER, PJ vs Drexel (12/15/15)
	15		CARRERA, Michael vs Mississippi State (1/26/16)
	15		KACINAS, Mindaugas vs DePaul (11/20/15)
FT Pct (min 3 made)	1.000	(12-12)	NOTICE, Duane vs Memphis (1/2/16)
	1.000	(8-8)	STROMAN, Marcus at Auburn (01/05/16)
	1.000	(7-7)	CHATKEVICIUS, L. at Ole Miss (1/19/16)
	1.000	(6-6)	THORNWELL, Sindarius at Georgia (02/02/16)
	1.000	(6-6)	THORNWELL, Sindarius vs Mississippi State (1/26/16)
	1.000	(6-6)	THORNWELL, Sindarius vs Tulsa (11/23/15)
	1.000	(5-5)	CARRERA, Michael vs Western Carolina (11/30/15)
	1.000	(4-4)	THORNWELL, Sindarius vs Alabama (1/30/16)
	1.000	(4-4)	CARRERA, Michael at Tennessee (01/23/16)
	1.000	(4-4)	KACINAS, Mindaugas vs Memphis (1/2/16)
	1.000	(4-4)	CHATKEVICIUS, L. vs Tulsa (11/23/15)
	1.000	(4-4)	KACINAS, Mindaugas vs Oral Roberts (11/16/15)
	1.000	(3-3)	NOTICE, Duane at Alabama (1/13/16)
	1.000	(3-3)	SILVA, Chris vs Francis Marion (12/30/15)
	1.000	(3-3)	THORNWELL, Sindarius at Clemson (12/18/15)
	1.000	(3-3)	CHATKEVICIUS, L. vs Lipscomb (11/27/15)
	1.000	(3-3)	CARRERA, Michael vs Lipscomb (11/27/15)

	1.000	(3-3)	CHATKEVICIUS, L. vs Norfolk State (11/14/15)
	1.000	(3-3)	NOTICE, Duane vs Norfolk State (11/14/15)
Rebounds	15		CARRERA, Michael vs Mississippi State (1/26/16)
	13		KACINAS, Mindaugas vs Oral Roberts (11/16/15)
Assists	9		THORNWELL, Sindarius at Texas A&M (02/06/16)
	7		THORNWELL, Sindarius at Auburn (01/05/16)
	7		THORNWELL, Sindarius vs Oral Roberts (11/16/15)
Steals	5		DOZIER, PJ vs Francis Marion (12/30/15)
	5		THORNWELL, Sindarius vs Tulsa (11/23/15)
Blocked Shots	3		CARRERA, Michael at Georgia (02/02/16)
	3		SILVA, Chris vs Alabama (1/30/16)
	3		CARRERA, Michael vs Mississippi State (1/26/16)
	3		SILVA, Chris vs Francis Marion (12/30/15)
	3		CHATKEVICIUS, L. vs Drexel (12/15/15)
	3		SILVA, Chris vs USF (12/5/15)
	3		CHATKEVICIUS, L. vs Hofstra (11/22/15)
Turnovers	6		DOZIER, PJ at Auburn (01/05/16)
	5		THORNWELL, Sindarius at Tennessee (01/23/16)
	5		CHATKEVICIUS, L. vs St. John's (12/22/15)
Fouls	5		CARRERA, Michael at Georgia (02/02/16)
	5		SILVA, Chris at Georgia (02/02/16)
	5		DOZIER, PJ at Alabama (1/13/16)
	5		CARRERA, Michael vs Vanderbilt (1/9/16)
	5		SILVA, Chris vs Francis Marion (12/30/15)
Minutes	41		THORNWELL, Sindarius at Ole Miss (1/19/16)
	39		THORNWELL, Sindarius at Texas A&M (02/06/16)
	37		THORNWELL, Sindarius at Georgia (02/02/16)
	37		CARRERA, Michael at Georgia (02/02/16)
	37		THORNWELL, Sindarius vs Alabama (1/30/16)
	37		CARRERA, Michael vs Mississippi State (1/26/16)
	37		KACINAS, Mindaugas vs Mississippi State (1/26/16)
	37		KACINAS, Mindaugas at Clemson (12/18/15)



South Carolina Basketball
South Carolina Opponent High/Low Analysis (as of Feb 09, 2016)
All games

OPPONENT INDIVIDUAL GAME HIGHS

Points	36		Punter, Kevin at Tennessee (01/23/16)
	31		Obi Emegano vs Oral Roberts (11/16/15)
	28		GREEN, Juan'ya vs Hofstra (11/22/15)
	27		Norris, Riley at Alabama (1/13/16)
	26		CLARK, Wes vs Missouri (1/16/16)
Field Goals Made	10		CLARK, Wes vs Missouri (1/16/16)
	10		Harris, Tyler at Auburn (01/05/16)
Field Goal Att.	21		Obi Emegano vs Oral Roberts (11/16/15)
	18		Allen, Tavon vs Drexel (12/15/15)
FG Pct (min 5 made)	1.000	(6-6)	ROSBURG, Ryan vs Missouri (1/16/16)
	.833	(5-6)	JONES, Damian vs Vanderbilt (1/9/16)
	.833	(5-6)	JONES, Christian vs St. John's (12/22/15)
3-Point FG Made	8		Norris, Riley at Alabama (1/13/16)
	6		Punter, Kevin at Tennessee (01/23/16)
	6		GREEN, Juan'ya vs Hofstra (11/22/15)
3-Point FG Att.	13		GREEN, Juan'ya vs Hofstra (11/22/15)
	12		Canty, Kareem at Auburn (01/05/16)
3-Pt FG Pct (min 2 made)	1.000	(3-3)	I.J. Ready vs Mississippi State (1/26/16)
	1.000	(2-2)	Alex Caruso at Texas A&M (02/06/16)
	1.000	(2-2)	MARTIN, Jeremiah vs Memphis (1/2/16)
Free Throws Made	14		Punter, Kevin at Tennessee (01/23/16)
	12		TARRANT JR., Ricky vs Memphis (1/2/16)
	12		HARRISON, Shaquille vs Tulsa (11/23/15)
Free Throw Att.	16		HARRISON, Shaquille vs Tulsa (11/23/15)
	15		Punter, Kevin at Tennessee (01/23/16)
FT Pct (min 3 made)	1.000	(12-12)	TARRANT JR., Ricky vs Memphis (1/2/16)
	1.000	(10-10)	Obi Emegano vs Oral Roberts (11/16/15)
	1.000	(8-8)	Hubbs III, Robert at Tennessee (01/23/16)
	1.000	(7-7)	GOODWIN, Shaq vs Memphis (1/2/16)
	1.000	(7-7)	GARRETT, Billy vs DePaul (11/20/15)
	1.000	(5-5)	I.J. Ready vs Mississippi State (1/26/16)
	1.000	(5-5)	Coleman, Justin at Alabama (1/13/16)
	1.000	(5-5)	SHORT, Jeff vs Norfolk State (11/14/15)
	1.000	(4-4)	Hale, Shannon vs Alabama (1/30/16)
	1.000	(4-4)	Moody, Stefan at Ole Miss (1/19/16)
	1.000	(4-4)	MORILLO, Nehemias vs USF (12/5/15)
	1.000	(4-4)	Mike Brown vs Western Carolina (11/30/15)
	1.000	(3-3)	Q. Weatherspoon vs Mississippi State (1/26/16)
	1.000	(3-3)	WOODSON, Avery vs Memphis (1/2/16)
Rebounds	13		COUSINS, Jaleel vs USF (12/5/15)
	11		BLOSSOMGAME, Jaron at Clemson (12/18/15)
Assists	8		Alex Caruso at Texas A&M (02/06/16)
	8		CLARK, Wes vs Missouri (1/16/16)
	8		MORAN, NATHAN vs Lipscomb (11/27/15)
Steals	5		Moore, Armani at Tennessee (01/23/16)
	4		FRAZIER, J.J. at Georgia (02/02/16)
	4		Punter, Kevin at Tennessee (01/23/16)
	4		Brooks, Rasheed at Ole Miss (1/19/16)
	4		Mike Brown vs Western Carolina (11/30/15)
Blocked Shots	5		NNOKO, Landry at Clemson (12/18/15)
	4		MATEN, Yante at Georgia (02/02/16)
	4		Craig Sword vs Mississippi State (1/26/16)
	4		KORNET, Luke vs Vanderbilt (1/9/16)

	4	Albert Owens vs Oral Roberts (11/16/15)
Turnovers	7	PETERS, Roddy vs USF (12/5/15)
	6	Harris, Tyler at Auburn (01/05/16)
	6	Bowers, Cinmeon at Auburn (01/05/16)
	6	Torrion Brummitt vs Western Carolina (11/30/15)
Fouls	5	Jalen Jones at Texas A&M (02/06/16)
	5	Kessens, Michael vs Alabama (1/30/16)
	5	Hall, Donta vs Alabama (1/30/16)
	5	Obasohan, Retin vs Alabama (1/30/16)
	5	Taylor, Jimmie vs Alabama (1/30/16)
	5	Craig Sword vs Mississippi State (1/26/16)
	5	Malik Newman vs Mississippi State (1/26/16)
	5	Reese, Derek at Tennessee (01/23/16)
	5	Perez,Anthony at Ole Miss (1/19/16)
	5	Gielo,Tomasz at Ole Miss (1/19/16)
	5	ROSBURG, Ryan vs Missouri (1/16/16)
	5	Hall, Donta at Alabama (1/13/16)
	5	CRESSLER, Nolan vs Vanderbilt (1/9/16)
	5	BALDWIN IV, Wade vs Vanderbilt (1/9/16)
	5	JONES, Damian vs Vanderbilt (1/9/16)
	5	Brown, Bryce at Auburn (01/05/16)
	5	LAWSON, Dedric vs Memphis (1/2/16)
	5	LAWSON, K.J. vs Memphis (1/2/16)
	5	GOODWIN, Shaq vs Memphis (1/2/16)
	5	CRAWFORD, Markel vs Memphis (1/2/16)
	5	BURRELL, Trahson vs Memphis (1/2/16)
	5	DAVIS JR., Mike vs Francis Marion (12/30/15)
	5	JEROME, David vs Francis Marion (12/30/15)
	5	Myles, Tyshawn vs Drexel (12/15/15)
	5	Williams, Austin vs Drexel (12/15/15)
	5	Allen, Terrell vs Drexel (12/15/15)
	5	BRAMMEIER,GEORGE vs Lipscomb (11/27/15)
	5	CURTIS, Marquel vs Tulsa (11/23/15)
	5	SWANNEGAN, Brandon vs Tulsa (11/23/15)
	5	NICHOLS, Malik vs Hofstra (11/22/15)
	5	Aaron Anderson vs Oral Roberts (11/16/15)
	5	Brandon Conley vs Oral Roberts (11/16/15)
	5	SHORT,Jeff vs Norfolk State (11/14/15)
	5	WADE,Jonathan vs Norfolk State (11/14/15)
	5	TAYLOR,D'Shon vs Norfolk State (11/14/15)