



SOUTH CAROLINA BASKETBALL

@GamecockMBB | #Gamecocks | GamecocksOnline.com | #HereSC

SOUTH CAROLINA (2-2) VS. AKRON (2-1)

Sunday, Nov. 23 • TD Arena (5,100) • Charleston, S.C. • 6:30 p.m. ET

2014-15 SCHEDULE

DATE	OPPONENT	TIME/BROADCAST
O. 26	Benedict +	W, 92-47
N. 14	North Florida	W, 81-56
N. 18	Baylor \$	L, 69-65
N. 20	vs. Cornell %	W, 69-45
N. 21	vs. Charlotte %	L, 65-63
N. 23	vs. Akron %	6:30 p.m./ESPNU
N. 26	UNC Asheville	8 p.m./SECN
D. 1	at Marshall	7:30 p.m./CBSSN
D. 6	Oklahoma State !	12 p.m./ESPNU
D. 19	Clemson	7 p.m./SECN
D. 21	Coker	3:30 p.m./SECN+
D. 30	North Carolina A&T	7 p.m./SECN+
J. 3	vs. Iowa State &	TBD/TBD
J. 7	Florida*	7 p.m./SECN
J. 10	at Ole Miss*	5 p.m./FSN
J. 13	Alabama*	7 p.m./SECN
J. 17	at Auburn*	8:30 p.m./ SECN
J. 20	Tennessee*	9 p.m./ESPNU
J. 24	Kentucky*	12 p.m./ESPN/2
J. 28	at LSU*	7 p.m./ SECN
J. 31	Georgia*	4 p.m./ESPNU
F. 3	at Arkansas*	9 p.m./ SECN
F. 7	at Vanderbilt*	4 p.m./FSN
F. 10	Missouri*	7 p.m./ SECN
F. 14	at Kentucky*	2 p.m./ESPN/2
F. 17	at Georgia*	7 p.m./ SECN
F. 21	Texas A&M*	12 p.m./ SECN
F. 24	at Alabama*	7 p.m./ SECN
F. 28	Mississippi State*	6 p.m./ SECN
M. 5	Arkansas*	7 p.m./ESPN/2
M. 7	at Tennessee*	4 p.m./FSN
M. 11-15	SEC Tournament (Nashville, Tenn.)	TBD

All home games in **bold** | All times listed Eastern
 * indicates SEC contest | + indicates exhibition | FSN - Fox Sports | SECN+ - SEC Network + | SECN - SEC Network | CBSSN - CBS Sports Network | \$ - ESPN College Hoops Marathon (Columbia, S.C.) | % - Charleston Classic (Charleston, S.C.) | ! - SEC/Big 12 Challenge (Columbia, S.C.) | & Brooklyn Hoops Presents (Brooklyn, N.Y.)

GAME INFORMATION

Game Date: Sunday, Nov. 23, 2014
Game Time: 6:30 p.m. ET
Arena: TD Arena (5,100)
Broadcast: ESPNU
Talent: Bob Picozzi (pxp), Dino Gaudio (analyst)
Radio: Gamecock Radio Network
Talent: Andy Demetra (pxp), Casey Manning (analyst)
Sirius: N/A; **XM:** N/A
Live Stats: GamecocksOnline.com
Tickets: CharlestonClassic.com
Series: South Carolina leads 2-0
Last Meeting: 78-45, South Carolina win, Dec. 28, 2013, in Columbia, S.C.



Head Coach: Frank Martin (FIU, '93)
Record At Carolina: 30-40 (3rd season)
Career Record: 147-94 (8th season)
Record vs. Akron: 2-0

Top scorer: Thornwell (14.0)
Top rebounder: Kacinas (7.5)
Top assist maker: Stroman (4.0)
Media Relations: Emily Feeney
Twitter: @GamecockMBB

GAMECOCKS



Head Coach: Keith Dambrot (Akron, '82, '84)
Record At Akron: 233-108 (11th)
Career Record: 341-178 (17th)
Record vs. S. Carolina: 0-2

Top scorer: Robotham/Forsythe (10.7)
Top rebounder: Treadwell (13.0)
Top assist maker: Robotham (2.7)
Media Relations: Dallas Moyer
Twitter: @ZipsMBB

ZIPS

PROBABLE STARTERS

South Carolina	Ht.	Wt.	Yr.	Hometown	PPG	RPG	MPG
G - #10 Duane Notice	6-2	221	So.	Woodbridge, Ontario	5.8	2.0	23.5
G - #0 Sindarius Thornwell	6-5	206	So.	Lancaster, S.C.	14.0	4.8	27.3
G - #4 Tyrone Johnson	6-3	195	Sr.	Plainfield, N.J.	10.0	2.3	27.0
F - #21 Demetrius Henry	6-9	215	So.	Miami, Fla.	5.5	3.0	17.8
F - #24 Michael Carrera	6-5	214	Jr.	Anzoátegui, Venezuela	8.5	3.8	20.3

Akron	Ht.	Wt.	Yr.	Hometown	PPG	RPG	MPG
G - #3 Nyles Evans	5-11	160	Sr.	North Canton, Ohio	3.3	2.0	13.3
G - #14 Noah Robotham	6-1	165	Fr.	Las Vegas, Nev.	10.7	2.7	30.0
F - #2 Kwan Cheatham Jr.	6-9	230	So.	Cincinnati, Ohio	9.3	4.7	24.3
F - #21 Reggie McAdams	6-7	208	Jr.	Elida, Ohio	3.7	2.3	19.3
C - #34 Pat Forsythe	6-11	245	Jr.	Brunswick, Ohio	10.7	5.3	24.7

TODAY'S GAME

The Gamecocks will face Akron on Sunday in the third-place game at the 2014 Charleston Classic after suffering a 65-63 loss to Charlotte in the semifinals on Friday night at TD Arena in Charleston. Sunday's game will tip at 6:30 p.m. ET on ESPNU.



GAME STORYLINES

- South Carolina is in its 107th season of varsity basketball in 2014-15.
- The Gamecocks are led by third-year head coach Frank Martin. His associate head coach is Matt Figger, his assistant coaches are Perry Clark and Lamont Evans, and his director of operations is Andy Assaley.
- South Carolina returns 11 letterwinners from last season's 14-20 team, including starters, sophomore guard Sindarius Thornwell, junior forward Michael Carrera, junior forward Mindaguas Kacinas and sophomore forward Demetrius Henry. Senior guard Tyrone Johnson started nine games before being sidelined with an injury as well.
- The Gamecocks will face Akron for the third time in the last calendar year on Sunday in the third-place game of the 2014 Charleston Classic. Despite 20 points from Thornwell, the Gamecocks dropped a 65-63 decision to Charlotte on Sunday in the semifinals. Thornwell had a chance from 3 at the buzzer, but the shot hit the rim and didn't fall. Thornwell also led the Gamecocks with eight rebounds and two steals in 34 minutes played.
- South Carolina and Akron met twice last season, first in the 2013 Diamond Head Classic in Honolulu on Dec. 25, and then three days later in Columbia. The Gamecocks won both those contests, 69-59 in Honolulu, and 78-45 in Columbia.
- South Carolina and Akron also met in the third-place game of the 2013 Hawaiian Airlines Diamond Head Classic, with the Gamecocks winning that contest, 69-59.



SOUTH CAROLINA GAMECOCKS

Overall: 2-2; SEC: 0-0; Home: 1-1; AWAY: 0-0; Neutral: 1-1

0		SINDARIUS THORNWELL - So. - G - 6-5 - 215 - Lancaster, S.C. MIN PTS RBS AST FG% 3FG% FT% 27.3 14.0 4.8 2.3 38.9 20.0 69.2	<ul style="list-style-type: none"> • 16 points, 3 rebounds and 2 steals vs. Baylor • 14 points vs. Cornell, including 13 in the first half • Scored 20 points to lead the team vs. Charlotte; however was just 1-of-10 from 3-point range
1		MARCUS STROMAN - Fr. - G - 6-2 - 183 - Columbia, S.C. MIN PTS RBS AST FG% 3FG% FT% 24.8 6.5 3.0 4.0 38.1 20.0 75.0	<ul style="list-style-type: none"> • Dished team high six assists against zero turnovers in college debut vs. North Florida; also six points and three rebounds • Six points, with three assists and a team high three steals vs. Cornell • Four assists, four points and a steal vs. Charlotte/leads team 4.0 apg
4		TYRONE JOHNSON - Sr. - G - 6-3 - 195 - Plainfield, N.J. MIN PTS RBS AST FG% 3FG% FT% 27.0 10.0 2.3 3.0 47.1 33.3 80.0	<ul style="list-style-type: none"> • Set career high with 21 points vs. Baylor, hitting 9-of-16 attempts from the field in 37 minutes played • Seven points, with a team high five assists and two steals vs. Cornell
5		TEMARCUS BLANTON - Fr. - G - 6-5 - 209 - Locust Grove, Ga. MIN PTS RBS AST FG% 3FG% FT% - - - - - - -	<ul style="list-style-type: none"> • Out for the season after suffering a hip injury which required surgery • Averaged 20.2 points and 8.0 rebounds per game as a senior when he helped lead his team to its first region tournament championship victory and state tournament victory
10		DUANE NOTICE - So. - G - 6-2 - 212 - Woodbridge, Ontario MIN PTS RBS AST FG% 3FG% FT% 23.5 5.8 2.0 3.5 28.6 33.3 81.8	<ul style="list-style-type: none"> • Solid freshman season, averaging just shy of 10 points per game • Lost 20 pounds this summer to help with his speed and agility • Five assists and eight points in season opener vs. North Florida • Scored nine points and dished a team high five assists vs. Charlotte
12		AUSTIN CONSTABLE - Jr. - G - 5-11 - 178 - West Chester, Pa. MIN PTS RBS AST FG% 3FG% FT% - - - - - - -	<ul style="list-style-type: none"> • Out for the season after suffering a knee injury. • Saw action in three games last season, attempting one shot.
14		LAIMONAS CHATKEVICIUS * Jr. - F - 6-11 - 251 - Klaipeda, Lithuania MIN PTS RBS AST FG% 3FG% FT% 18.8 6.8 6.0 1.2 57.9 0.0 83.3	<ul style="list-style-type: none"> • Tallied 11 points, including a 3-of-4 mark from the foul line, with four rebounds vs. North Florida/ 4 points and six rebounds vs. Baylor • Solid vs. Cornell, eight points and seven rebounds with two blocks • Four points and seven rebounds, with a season high 3 blocks vs. Charlotte
15		REGGIE THEUS JR. - So. - F - 6-6 - 221 - Los Angeles, Calif. MIN PTS RBS AST FG% 3FG% FT% 4.0 0.0 0.0 0.0 0.0 0.0 0.0	<ul style="list-style-type: none"> • Saw action in 11 games last season. • Saw action vs. North Florida in 2014-15 season opener • Saw action vs. Cornell, collecting one steal
20		JUSTIN MCKIE - So. - G - 6-4 - 195 - Columbia, S.C. MIN PTS RBS AST FG% 3FG% FT% 6.3 3.7 1.3 0.3 33.3 40.0 83.3	<ul style="list-style-type: none"> • Saw action in 17 contests last season. • Son of Gamecock great BJ McKie. • Scored three points, all from the foul line, vs. North Florida • A perfect 2-of-2 from 3-point range, eight points vs. Cornell
21		DEMETRIUS HENRY - So. - F - 6-9 - 226 - Miami, Fla. MIN PTS RBS BLK FG% 3FG% FT% 17.8 5.5 3.0 0.3 55.6 0.0 1.000	<ul style="list-style-type: none"> • Led or shared the team lead in rebounding twice and in blocks 11 times as a rookie. • Matched for team high 12 points in win vs. North Florida • Pulled down eight rebounds, adding four points vs. Baylor
24		MICHAEL CARRERA - Jr. - F - 6-5 - 212 - Anzoátegui, Venezuela MIN PTS RBS AST FG% 3FG% FT% 20.3 8.5 3.8 0.9 52.2 50.0 80.0	<ul style="list-style-type: none"> • Collected a team high 15 rebounds in exhibition win vs. Benedict. • Scored eight points and pulled down three rebounds vs. N. Florida • 10 points and six rebounds in 27 minutes vs. Baylor • Five points and four rebounds, with two blocks vs. Cornell
25		MINDAUGAS KACINAS - Jr. - F - 6-7 - 227 - Klaipeda, Lithuania MIN PTS RBS AST FG% 3FG% FT% 22.3 7.5 7.5 0.3 50.0 25.0 90.0	<ul style="list-style-type: none"> • Posted third-career double-double with 10 points and a team high 11 rebounds in win vs. Cornell • Scored 11 points and pulled down six rebounds vs. Charlotte, including five offensive boards
35		BRIAN STEELE - Jr. - F - 6-5 - 194 - Greenville, S.C. MIN PTS RBS AST FG% 3FG% FT% 11.8 2.3 1.8 0.5 21.4 27.3 0.0	<ul style="list-style-type: none"> • Saw action in 22 games last season. • Saw 15 minutes of play vs. North Florida, scoring six points with two made 3s in the game • Scored three points with three rebounds and two assists vs. Cornell
-		SHAMIEK SHEPPARD - Fr. - G - 6-6 - 225 - Brooklyn, N.Y. MIN PTS RBS AST FG% 3FG% FT% - - - - - - -	<ul style="list-style-type: none"> • Sidelined for the 2014-15 campaign after suffering a knee injury during the summer that required surgery.

INTERVIEW POLICIES

All interview requests must be made in advance to SID Emily Feeney in the South Carolina Media Relations Office. Beginning with the start of practice in October, Feeney will release a weekly coach and student-athlete availability schedule to media on Mondays.

Post-Game Interview Policy: After each home game, the visiting coach will address the media first, followed by South Carolina student-athletes then South Carolina head coach Frank Martin. (Depending on deadline, this may be altered on a game-by-game basis).

Road Interview Policy: Interviews with Coach Martin while on the road will be scheduled according to the home post-game media procedure. No student-athlete interviews are allowed until after the game once the team leaves Columbia.

All interviews are to be coordinated through the Media Relations Office. This allows the staff to arrange the interview when it best suits the student-athlete's and the reporter's schedules. Please contact the Media Relations Office in advance to make your interview requests. Media are not permitted to contact student-athletes on their own at any time.

All interviews will take place at the designated media interview site for that day as listed in the weekly availability schedule or in the Media Relations Office.

Dormitory, apartment and cell phone numbers for student-athletes will not be provided to the media. Should you need to conduct a telephone interview with a student-athlete, a call will be placed to you from the student-athlete at a mutually agreeable time.

SOUTH CAROLINA MEDIA RELATIONS

Emily Feeney, primary contact

Associate Director

cell: 803-727-3284

e-mail: efeeney@mailbox.sc.edu

Twitter: @EmilyFeeneySID

Website: www.GamecocksOnline.com

Facebook: www.Facebook.com/gamecocksonline

Twitter: @GamecockMBB

STAT COMPARISON

	SC	ZIPS	NCAA Rank
Record	2-2	2-1	-
Conference Record	-	-	-
Current Streak	-	-	-
Scoring Avg.	69.5	63.7	245/235
Opponent Scoring Avg.	58.8	60.7	169/88
Scoring Margin	+10.8	+3.0	232/159
Field Goal %	.430	.399	306/193
Opponent Field Goal %	.371	.432	171/161
3-Point Field Goal %	.278	.360	50/152
Opponent 3-Point Field Goal %	.310	.317	77/127
3-Point Field Goal Made PG	5.0	9.0	216/97
3-Point Field Goal Attempts PG	18.0	25.0	-
Free Throw %	.800	.634	154/339
Opponent Free Throw %	.727	.565	-
Rebounding Avg.	39.0	34.0	-
Opponent Rebounding Avg.	30.3	38.0	-
Rebounding Margin	+8.8	-4.0	79/145
Turnovers Avg.	11.8	11.0	244/192+
Opponent Turnover Avg.	15.0	14.3	-
Assists Avg.	14.8	14.7	203/265
Blocks Avg.	4.5	5.0	149/109
Steals Avg.	6.8	6.7	147/118

NCAA Stats based on final 2013-14 stats | + NCAA rank is turnover margin

BY THE NUMBERS

5

Sunday's game marks South Carolina's fifth game in the last 10 days and it's third in the last four days.

13

South Carolina recorded 13 assists on 26 made baskets vs. Charlotte. This season, Carolina is posting an assist on 60% (59 assists on 99 baskets) of made baskets.

+8.8

The Gamecocks have out-rebounded each of their opponents this season and Carolina holds a +8.8 mark in rebound margin. The Gamecocks out-rebounded Charlotte by five.

1st

The Gamecocks only attempted nine from the foul line vs. Charlotte, but connected on eight. Carolina's 80.0% from the foul line this season ranks atop the SEC.

A SOUTH CAROLINA WIN WOULD ...

- See the Gamecocks finish third in the 2014 Charleston Classic
- Be Carolina's first win over a MAC opponent since also defeating Akron twice last season, most recently a 78-45 win in Columbia on Dec. 28, 2013

- South Carolina easily defeated Cornell on Nov. 20 in the quarterfinal round of the 2014 Charleston Classic at TD Arena on the campus of the College of Charleston. The Gamecocks held the Big Red to just 26.9 percent from the field, which ties for the second-lowest field goal percentage by a Carolina opponent under the direction of head coach Frank Martin. South Carolina also struggled from the floor, hitting just 37.9 percent (22-58).

- Thornwell finished with 14 points to lead Carolina vs. Cornell. He scored 13 of those points in the first half, including 10 of the Gamecocks' first 12 points in the game.

- Despite a career high 21 points from Johnson and four Gamecocks in double figures, Baylor held on to a slight lead at the end of regulation and point guard Kenny Chery hit two free throws with one second remaining to secure a 69-65 victory for the Bears on Nov. 18 at Colonial Life Arena. The game featured six ties and six lead changes, with both teams shooting poor from 3-point range, as Baylor hit just 33.3 percent (6-18) and the Gamecocks 23.8 percent (5-21).

- Carolina's participation in the Charleston Classic is its second time in the event, as the Gamecocks also participated in the 2009 edition, posting a 2-1 record with wins over LaSalle and USF, before suffering an 85-70 loss to Miami (Fla.) in the Championship game.

- The Gamecocks tipped off their season with a solid 81-56 victory over North Florida on Nov. 14, led by nine different Gamecocks posting at least six points in the win, led Henry and Johnson with 12 points each. The win pushed head coach Frank Martin's all-time record in season openers to 8-0 for his career.

- After the Nov. 14 win over North Florida in the 2014-15 season opener, Carolina owns a 78-29 (.728) all-time record in season lidlifters, including a perfect 10-0 record in the last 10 seasons. The last season-opening loss for the Gamecocks came against the Ohio Valley's Tennessee Tech during the 2000-01 season, as the Golden Eagles edged the Gamecocks, 73-67.

- The Gamecocks return 71.3 percent (1,658/2,323) of their scoring from last season. The biggest void was left by the graduation of

senior guard Brenton Williams who tallied 505 points.

- South Carolina posted a 92-47 victory over Benedict in the team's lone exhibition game this season. Johnson led the Gamecocks with 23 points, six rebounds and six assists in the win. Carrera was huge on the boards, collecting 15 rebounds, while junior forward Laimonas Chatkevicius also pulled down double-digit rebounds with 12. Sophomore guard Duane Notice accounted for nine of Carolina's 23 assists (on 32 made baskets) in the game.

SCOUTING AKRON

The Zips are currently 2-1 on the young season and 1-1 in games played at the Charleston Classic. Akron has wins over UMBC and Southern Cal, with its lone loss against Miami on Friday in the Charleston Classic. Head coach Keith Dambrot is in his 11th season leading the Zips, and Akron has posted at least 20 wins in each of the last nine seasons. Rookie guard Noah Robotham and junior center Pat Forsythe lead the Zips with 10.7 points per game this season. Forsythe also pulls down 5.3 rebounds per outing. The Zips are only hitting 39.9 percent from the field early in the season, and have also struggled at the free throw line, hitting just 63.4 percent.

AKRON SERIES

The Gamecocks and Zips have met twice previously, both times last season. First in the 2013 Diamond Head Classic in Honolulu on Dec. 25, and then three days later in Columbia. The Gamecocks won both those contests, 69-59 in Honolulu, and 78-45 in Columbia. Then-freshman Duane Notice led the Gamecocks in the Christmas Day meeting with 15 points, and then-senior guard Brenton Williams scored 24 points in the home matchup. Below is the series breakdown.

AKRON (2-0)

H: 1-0; A: 0-0; N: 1-0

D. 25, 2013	N	69-59	W
D. 28, 2013	H	78-45	W

ASSOCIATED PRESS TOP 25

Nov. 17, 2014

Rk.	Team	Record	Pts.
1	Kentucky (49)	2-0	1,574
2	Arizona (4)	2-0	1,491
3	Wisconsin (7)	2-0	1,475
4	Duke (4)	2-0	1,422
5	Kansas	1-0	1,306
6	North Carolina	2-0	1,254
7	Louisville	1-0	1,130
8	Florida	1-0	1,127
9	Virginia	2-0	1,065
10	Texas	2-0	1,061
11	Wichita St	1-0	1,002
12	Villanova	1-0	858
13	Gonzaga	1-0	841
14	Iowa State	1-0	746
15	VCU	1-0	654
16	San Diego St	1-0	564
17	Connecticut	1-0	525
18	Oklahoma	1-0	466
19	Michigan St	1-0	443
20	Ohio State	1-0	361
21	Nebraska	1-0	298
22	SMU	1-0	290
23	Syracuse	2-0	190
24	Michigan	1-0	177
25	Utah	1-0	118

Others receiving votes: Stanford 63, Colorado 52, Iowa 48, UCLA 41, Kansas St 29, Arkansas 23, Minnesota 11, Memphis 11, Pittsburgh 10, Notre Dame 10, Louisiana Tech 9, Dayton 7, NC State 6, Oklahoma St 6, Florida St 6, LSU 5, George Washington 5, Cincinnati 5, Illinois 3, Maryland 3, Baylor 2, BYU 2, UTEP 2, Northern Iowa 1, Stephen F. Austin 1, Georgetown 1

Dropped from rankings: Harvard 25

ESPN/USA TODAY TOP 25

Nov. 17, 2014

Rk.	Team	Record	Pts.
1	Kentucky (25)	2-0	787
2	Arizona (3)	2-0	754
3	Duke (2)	2-0	725
4	Wisconsin (2)	2-0	718
5	Kansas	1-0	654
6	North Carolina	2-0	609
7	Florida	1-0	560
8	Louisville	1-0	557
9	Virginia	2-0	543
10	Texas	2-0	497
11	Gonzaga	1-0	445
12	Villanova	1-0	443
13	Wichita St	1-0	438
14	Iowa State	1-0	340
15	VCU	1-0	299
16	San Diego St	1-0	278
17	Connecticut	1-0	269
18	Oklahoma	1-0	258
19	Michigan St	1-0	254
20	Ohio State	1-0	190
21	Nebraska	1-0	140
22	Michigan	1-0	127
23	SMU	1-0	112
24	Syracuse	2-0	110
25	Iowa	1-0	64

Others receiving votes: Utah 38, Kansas St 35, Stanford 29, UCLA 24, Pittsburgh 17, Notre Dame 11, George Washington 9, Louisiana Tech 9, Illinois 8, Memphis 8, Colorado 6, Arkansas 6, Baylor 5, UTEP 4, Minnesota 4, Georgetown 4, Toledo 3, LSU 2, Harvard 2, Cincinnati 2, Dayton 1, Miami (FL) 1, Oregon 1

Dropped from rankings:



SOUTHEASTERN CONFERENCE STANDINGS

As of Nov. 22

Team	Conference	Overall
Kentucky	0-0	4-0
Alabama	0-0	3-0
Arkansas	0-0	3-0
Mississippi State	0-0	2-0
Vanderbilt	0-0	2-0
Auburn	0-0	2-1
Florida	0-0	2-1
Georgia	0-0	2-1
LSU	0-0	2-1
Ole Miss	0-0	2-1
Missouri	0-0	2-1
Texas A&M	0-0	2-1
South Carolina	0-0	2-2
Tennessee	0-0	1-1

COACHES TELECONFERENCE

The weekly SEC men's basketball coaches teleconference will be held every Monday beginning Monday, Jan. 6 through Monday, March 9. The 14 Southeastern Conference men's head basketball coaches will be featured from 10:00 -11:38 a.m. (CT).

Media representatives wishing to participate in the teleconference should contact the SEC Media Relations Department for further details. Each coach will appear on the teleconference for seven minutes, according to the following schedule:

ORDER OF APPEARANCE

(All Times Eastern)

11:00 a.m.	Kevin Stallings, Vanderbilt
11:07 a.m.	Billy Donovan, Florida
11:14 a.m.	Frank Martin, South Carolina
11:21 a.m.	Mark Fox, Georgia
11:28 a.m.	Johnny Jones, LSU
11:35 a.m.	John Calipari, Kentucky
11:42 a.m.	Donnie Tyndall, Tennessee
11:49 a.m.	Mike Anderson, Arkansas
11:56 a.m.	Anthony Grant, Alabama
12:03 a.m.	Bruce Pearl, Auburn
12:10 a.m.	Andy Kennedy, Ole Miss
12:17 a.m.	Rick Ray, Miss. State
12:24 a.m.	Kim Anderson, Missouri
12:31 a.m.	Billy Kennedy, Texas A&M

In addition, the SEC men's basketball teams who make it to postseason will be on a teleconference on Monday, March 16 beginning at 10:00 a.m. CT.

All SEC basketball teleconferences can be listened to on the internet at www.secsports.com shortly after the conclusion of the teleconference.

CAROLINA BENCH PRODUCTION

GAME	SC-OPP	DIFF.	SC HIGH BENCH SCORER
North Florida	35-8	+27	Chatkevicius, 11
Baylor	14-11	+3	Stroman, 10
vs. Cornell	35-12	+23	Kacinas, 10
vs. Charlotte	19-11	+8	Kacinas, 11
vs. Akron			
UNC Asheville			
@Marshall			
Okla. State			
Clemson			
NC A&T			
vs. Iowa State			
Florida			
@Ole Miss			
Alabama			
@Auburn			
Tennessee			
Kentucky			
@LSU			
Georgia			
@Arkansas			
@Vanderbilt			
Missouri			
@Kentucky			
@Georgia			
Texas A&M			
@Alabama			
Miss. State			
Arkansas			
@Tennessee			
SEC Tourney			
NCAA Tourney			

SPECIALTY STATS

(PP) points in paint; (OT) points off turnovers; (2nd) second chance points; (FB) fast break points

(South Carolina-Opponent)

GAME	PP	OT	2ND	FB
North Florida	42-14	16-10	11-5	11-5
Baylor	30-22	19-15	8-10	10-4
vs. Cornell	18-14	15-14	13-4	4-4
vs. Charlotte	30-24	18-10	6-7	6-0
vs. Akron				
UNC Asheville				
@Marshall				
Okla. State				
Clemson				
NC A&T				
vs. Iowa State				
Florida				
@Ole Miss				
Alabama				
@Auburn				
Tennessee				
Kentucky				
@LSU				
Georgia				
@Arkansas				
@Vanderbilt				
Missouri				
@Kentucky				
@Georgia				
Texas A&M				
@Alabama				
Miss. State				
Arkansas				
@Tennessee				
SEC Tourney				
NCAA Tourney				
SC Total	120	68	38	31
SC Average	30.0	17.0	9.5	7.8
Opp Total	74	49	26	13
Opp Average	18.5	12.3	6.5	3.3

UNIVERSITY INFORMATION

Location.....	Columbia, S.C.
Founded.....	1801
Enrollment.....	31,964
Nickname.....	Gamecocks
Colors.....	Garnet (PMS 202) and Black
National Affiliation.....	NCAA Division I
Conference.....	Southeastern (SEC)
Athletics Web Address.....	www.GamecocksOnline.com
University Web Address.....	www.sc.edu
President.....	Dr. Harris Pastides
NCAA Representative.....	Dr. Zach Kelehear
Athletics Director.....	Ray Tanner
Basketball Administrator/Chief Operating Officer.....	Kevin O'Connell

BASKETBALL STAFF/INFORMATION

Head Coach.....	Frank Martin
Alma Mater.....	Florida International, '93
Record At South Carolina/Seasons.....	30-40 (.428), 3rd season
Overall Record/Seasons.....	147-94 (.609), 8th season
Assistant Coach.....	Perry Clark (Gettysburg, '74)
Assoc. Head Coach/Recruiting Coord.....	Matt Figger (Eastern Kentucky, '95)
Assistant Coach.....	Lamont Evans (Kansas State, '09)
Director of Basketball Operations.....	Andy Assaley (Cincinnati, '96)
Strength & Conditioning Coach.....	Scott Greenawalt (Muskingum College, '98)
Athletic Trainer.....	Mark Rodger (Buffalo, '01)
Video Coordinator.....	David Kiefer (Kansas State, '07)
Student-Athlete Development.....	Doug Edwards (Florida State, '07)
Associate Media Relations Director.....	Emily Feeney (Ball State, '03)
Home Arena.....	Colonial Life Arena
Capacity.....	18,000
Arena General Manager.....	Lexi Boone
Press Row Phone Number.....	803-777-6182

BASKETBALL HISTORY

First Year of Basketball.....	1908
All-Time Record.....	1327-1189-1 (.527)
Overall Postseason Record.....	25-18
NCAA Tournament Appearances.....	8 (1971, 1972, 1973, 1974, 1989, 1997, 1998, 2004)
NCAA Tournament Record.....	4-9
Last NCAA Tournament Appearance.....	2004, L vs. Memphis, 59-43
NIT Appearances.....	11 (1969, 1975, 1978, 1983, 1991, 1996, 2001, 2002, 2005, 2006, 2009)
NIT Record.....	21-9
Last NIT Appearance.....	2009, L vs. Davidson, 70-63
Conference Championships/Titles. SoCon Regular Season (1927, 1933, 1934, 1945); SoCon Tournament Champion (1933); ACC Regular Season (1970); ACC Champion (1971); SEC Regular Season (1997); SEC East Division Co-Champions (2009)	

TEAM INFORMATION

2013-14 Record.....	14-20
Southeastern Conference Record/Finish.....	5-13/13th
SEC Tournament Record.....	2-1
Postseason.....	None
Letterwinners Returning/Lost.....	11/4
Starters Returning/Lost.....	4/1
.....	<i>*based on final game starters from 2013-14 season</i>
Newcomers.....	3
Roster Breakdown.....	3 freshmen, 5 sophomores, 5 juniors, 1 senior

BY THE #'S

11.8 - Despite a season high 17 turnovers vs. Charlotte, the Gamecocks are only averaging 11.8 turnovers per contest, compared to 15.0 for opponents. Carolina's +3.3 turnover margin ranks fourth in the SEC entering Sunday's game vs. Akron.

7.5 - Junior forward Mindaguas Kacinas has posted solid numbers early this season, averaging 7.5 points and a team-high 7.5 rebounds per game. Kacinas has posted two double-figure rebounding games this season with 11 vs. both North Florida and Cornell, while he pulled down six to go with 11 points vs. Charlotte on Friday. Kacinas is averaging 3.8 offensive boards per game.

17.0 - South Carolina is scoring 17.0 points per game off of opponent turnovers this season, including 18 off Charlotte turnovers on Friday.

UP NEXT

The Gamecocks return to Columbia to host UNC Asheville on Wednesday evening at Colonial Life Arena. Game time is set for 8 p.m. ET, and the matchup will be broadcast on the SEC Network. The Gamecocks lead the all-time series with the Bulldogs 7-2, however Asheville won the most recent meeting, 61-58, in Columbia on Jan. 5, 2008.

CHARLESTON CLASSIC HISTORY

South Carolina played in the 2009 Charleston Classic, posting two wins, over LaSalle and USF, before falling to Miami (Fla.) in the Championship game. Below is a quick rundown of those games:

- In the tourney opener vs. LaSalle, Dominique Archie led the Gamecocks to victory with 17 points. The Gamecocks led by two at the half, but started the second half on a 13-4 run and built a 17-point lead midway through the half.

- Devan Downey was the top scorer with 17 points in the victory over USF. Clutch free throw shooting from the Gamecocks - hitting 11-of-14 in the final 1:49 - secured the victory.

- Carolina lost Archie to injury in the first half in the Championship game vs. Miami. Miami outscored the Gamecocks 11-5 in the final 2:25 to clinch it. South Carolina led by as many as 11 points in the first half, but Miami came back to take a 34-31 halftime lead.

"QUOTABLE"

"We were playing well. I thought we were playing with discipline and toughness defensively. I thought on offense what we spoke about trying to do this morning in the game I thought we were doing it. When we were open we made shots. It's hard to win when you can't score in the paint. We got a basket in the paint every five-to-eight reads. You've got to score in the paint. You've got to drive it in the paint. You've got to catch it in the paint, and you've got to get fouled in the paint and you've got to make shots in the paint. When you play a team that is big and athletic like they are, it is going to be hard to settle for 3s." - *Frank Martin on how his team played when building its lead in the first half vs. Charlotte*

CHARLOTTE NOTABLES

- Sophomore Sindarius Thornwell and junior Michael Carrera both went over 500 career points in the game, both coming off 3-pointers. The duo finished with 31 combined points.

- Thornwell attempted a career-high 24 shots and matched a previous career high with 10 3-point attempts. His 20 points in the game is the eighth time in his career that he has reached the mark.

- Charlotte attempted 10 more free throws than the Gamecocks, making 13, while Carolina only attempted nine.

CORNELL NOTABLES

- The last time the Carolina defense held an opponent to under 50 points was Longwood on Nov. 9, 2013. Cornell entered the day averaging 65.7 points per game in three contests.

- Of its 22 total field goals made, the Gamecocks were credited with 16 assists. The Gamecocks committed just 11 turnovers.

- Justin McKie scored a career-high eight points on a perfect day from the field, hitting two 3s and a pair of free throws.

BAYLOR NOTABLES

- South Carolina out-rebounded Baylor 33-29, collecting 13 offensive rebounds in the process. Demetrius Henry pulled down eight to lead the team

- The Gamecock offense had four players score in double figures, with Marcus Stroman (10) and Michael Carrera (10) joining Thornwell and Johnson

- Johnson scored his 19th point with 6:46 to play in the game. He is the first player to score 20 or more in a game for the Gamecocks since Duane Notice against Auburn on March 12

NORTH FLORIDA NOTABLES

- South Carolina wins its 13th-straight season opener with the victory over North Florida
- The win vs. the Ospreys also improved Frank Martin's record in season openers to a perfect 8-0
- In his first college game, rookie point guard Marcus Stroman dished a team high six assists and committed zero turnovers in the game
- Junior forward Mindaguas Kacinas was just one point away from a double-double with a team-high 11 rebounds and nine points vs. the Ospreys
- The Gamecocks cleaned up the glass all night long, allowing the Osprey's just two live-ball offensive rebounds in the game. The first would not come until the 6:37 mark in the second half, with South Carolina already leading by 27

THORNWELL NAMED SECOND TEAM PRESEASON ALL-SEC

Sophomore guard Sindarius Thornwell was honored with selection to the Preseason All-SEC Second Team last Thursday, the first preseason honor of his career. The Lancaster, S.C., native started all 34 games as a freshman, averaging 13.4 points, 4.1 rebounds 3.0 assists and 1.2 steals in 29.6 minutes per game. After leading all SEC freshmen in scoring and assists in conference games, Thornwell was named to the SEC All-Freshman Team last spring.

2015 SEC TOURNAMENT

The 2015 edition of the SEC Tournament will be held in Nashville, Tenn., at Bridgestone Arena. The tournament was last held in the Music City in 2013. South Carolina owns a 4-4 record in Tournament games played in Nashville. The SEC Network will televise the first three days of the SEC Basketball Tournament (March 11-15), while the semifinals and championship game will be broadcast nationally on ESPN.

SEASON TICKETS, MINI-PLANS FOR SALE

Season tickets for Gamecock men's basketball are still on sale via the South Carolina Ticket Office. Fans should call 1-800-4SC-FANS, or visit www.GamecocksOnline.com/Tickets to purchase. Also available are three Mini-Plans, described below.

Football/Basketball Combo Pack (football, men's and women's basketball)

Football/basketball combo ticket package, which includes one ticket to the football game versus South Alabama (Nov. 22), the men's basketball game versus Clemson (Dec. 19) and the women's basketball game versus Southern California (Nov. 15). Cost for the package is just \$39.

Saturday 5-Game Mini-Plan (men's basketball)

The Saturday 5-Game Mini-Plan includes tickets to Oklahoma State, Georgia, Texas A&M, Mississippi State and Kentucky. Package prices start at \$65 for upper level seats and \$85 for lower level seats, which is a savings of 15%.

Flex Plan (men's basketball)

For \$99 fans will receive eight ticket vouchers redeemable for upper deck tickets to any game except Kentucky.

DOZIER, SILVA SIGN WITH GAMECOCKS

University of South Carolina head men's basketball coach Frank Martin announced on Nov. 13 the signing of **P.J. Dozier** (G - 6-6 - 185 - Columbia, S.C. - Spring Valley High School) and **Chris Silva** (F - 6-8 - 205 - Roselle, N.J. - Roselle Catholic High School) to National Letters of Intent. The duo will join the Gamecocks for the 2015-16 campaign and both will have four years of eligibility beginning next fall. Below is a brief capsule and quote from Martin on each signee.

P.J. Dozier - G - 6-7 - 185 - Columbia, S.C. - Spring Valley High School

Noted as one of the top points guard in the nation and a guard that has a great feel for the game ... Rated the No. 21 prospect in the ESPN 100 and the No. 2 point guard ... Rated as the No. 26 prospect overall and the top prospect in the state according to 247sports.com ... Participated in the NBA Top 100 Camp ... Also participated in the 2012 USA Basketball fall minicamp and was invited to the U-18 US National Team training camp ... Father, Perry (1986-88), and uncle, Terry (1986-89), both played basketball at South Carolina ... Sister, Asia, plays for the Gamecock women's basketball team.

Martin on Dozier:

"I couldn't be happier that P.J. Dozier has decided to stay home. Sindarius Thornwell, Marcus Stroman and Justin McKie, those guys have opened the door for local kids to believe in what we do and for P.J. to believe in what those guys did and believe in what we did makes me extremely excited. A 6-7 guard, who is a point guard, who knows how to play off the ball. He has the ability, just like Chris (Silva) to be a tremendous defender. We are super excited for what those two guys will bring to the table. They complement our team in ways that we need and we are lucky to have both of them."

Chris Silva - F - 6-9 - 205 - Roselle, N.J. - Roselle Catholic High School

Noted as an explosive athlete, good shot blocker and rebounder ... A four-star prospect according to ESPN.com ... Rated the No. 5 prospect in the state and the 96th overall prospect in the ESPN 100 ... A four-star prospect according to 247sports.com, and the No. 4 prospect in the state ... Rated as the No. 21 power forward by 247sports.com ... Averaged 8.8 points, 9.8 rebounds and 2.1 blocks per game during junior season in 2013-14 ... Originally from Gabon.

Martin on Silva:

"Chris Silva is a 6-9 forward from New Jersey, who is an unbelievable athlete and fearless in how strong he plays. He can step out and shoot the basketball and block shots with the best of them. Chris is a tremendous young man who is fully committed to the Gamecocks. I couldn't be more excited to add him to our front line, and add his athleticism, toughness and shot-blocking ability."

LAST SEASON VS. AKRON

GAME 10 - SOUTH CAROLINA 69, AKRON 59 DEC. 25, 2013 / STAN SHERIFF CENTER / HONOLULU, HI. HAWAIIAN AIRLINES DIAMOND HEAD CLASSIC

HONOLULU, Hawaii - South Carolina trailed by as many as nine in the first half, but the Gamecocks (4-6) out-scored Akron 44-28 in the second half to defeat the Zips (6-4) 69-59 to take third place at the Hawaiian Airlines Diamond Head Classic on Christmas Day in Honolulu. Five Gamecocks scored in double-figures, led by freshman guard Duane Notice with a season high 15 points.

"I was proud of our guys," South Carolina head coach Frank Martin said. "I thought we played real hard against Saint Mary's and didn't play very good against Boise, they had a lot to do with it, but proud of our young team that we didn't dwell on that negative moment and really came out today and battled."

"Today we tried to stick to our disciplines. And we fought and made the effort plays, we came up with the loose balls and we got on the offensive glass which created extra possessions and put us on the foul line."

The Gamecocks won the rebound battle 38-35 and scored 46 points in the paint. After poor shooting in the opening half, Carolina hit 46.7 percent in the second half to finish the contest with a 41.7 percentage (25-60) from the floor. Akron hit just 37.9 percent (22-58) for the game.

South Carolina committed a near season low 10 turnovers in the game, including just two giveaways in the second half. The Zips committed 16 turnovers, which led to 20 Carolina points, including 14 in the second half.

South Carolina committed three turnovers early in the contest, which led to four points for the Zips and Akron found itself with a 6-0 lead with just under 17 minutes showing on the clock, which forced Gamecock head coach Frank Martin to call an early timeout.

A 3 from senior guard Brenton Williams brought the Gamecocks within three at 10-7 at the 13-minute mark. The teams traded baskets midway through the half before a lay-in from Notice on an assist from Williams tied the contest at 13 with 9:27 showing.

Akron's Jake Kretzer hit a 3 for the Zips and Demetrius Treadwell added one from the free throw line, but the Gamecocks responded with another 3 from Williams and dunk from freshman guard Sindarius Thornwell to take their first lead of the game at 18-17 with 7:33 to play before the half.

A lay-in from freshman forward Desmond Ringer with 2:26 remaining in the first half broke a five-minute scoreless streak for Carolina and put the score at 24-20 Zips. Akron would score five unanswered in a span of 30 seconds to lead by nine with 1:46 remaining.

South Carolina would end the half on a 5-2 run with a 3-point play from Notice and jumper from sophomore forward Michael Carrera and the score stood at 31-25 Akron at the half.

The Gamecocks hit 11-of-30 attempts for a 36.7 percentage in the first half from the floor, with the Zips slightly better at 40 percent (12-30). Akron converted eight Gamecock turnovers into eight points, and the Zips tallied nine second-chance points in the half, compared to four for the Gamecocks on seven offensive rebounds.

Two Akron turnovers led to four points at the foul line from Thornwell early in the second half to bring the Gamecocks within two at 35-33. South Carolina continued to play aggressively on both ends out of the under-16 minute media timeout. Carrera scored on a lay-in following a made free throw from Akron's Quincy Diggs, and Williams hit two from the free throw line to give South Carolina a 37-36 upperhand with 15:14 remaining.

Back and forth play followed with Treadwell and Diggs adding lay-ups for the Zips, but Carrera, Notice and Williams responded with jumpers for Carolina and the score stood at 43-42 Gamecocks at the under-12 minute media timeout.

Junior guard Ty Johnson extended the lead with a pair from the line, and Notice put the score at 49-43 Gamecocks with just under 11 minutes remaining.

A pair of free throws from Williams gave Carolina a 53-45 upperhand with just over seven minutes to play, but Treadwell connected for two free throws and Diggs hit a 3 from the corner to pull the Zips within five at 55-50 with 5:31 showing. Following a Carolina timeout, Johnson hit his fourth-consecutive free throw and Carolina's lead was seven.

Notice converted lay-ups on consecutive possessions for his 15th point of the contest, stealing a pass attempt from the Zips on the second basket to put the Carolina lead at 63-56 at the final media timeout of the contest.

Akron had their chances late in the contest, unable to convert on several lay-ups due to high pressure from Carolina's defense at the basket. Johnson hit a lay-in with one second remaining on the shot clock with under a minute to play, and sophomore forward Mindaugas Kacinas added two with a dunk to put the score at 67-56 Gamecocks.

Akron's Quincy would hit a late 3, but Ringer connected for two at the free throw line to secure the 69-59 Gamecock victory. Thornwell and Williams posted 12 points each in the win, and Carrera and Johnson contributed 10 a piece. Johnson's five assists were also

GAME 10



Official Basketball Box Score - Game Totals - Final Statistics

Akron vs South Carolina
12/25/13 1:30pm at Stan Sheriff Center - Honolulu

Akron 59 • 6-4

#	Player	Total			3-Ptr			Rebounds			PF	TP	A	T O	Blk	Stl	Min
		FG	FGA	FT	FTA	Off	Def	Off	Def	Total							
01	TREADWELL, Demetrius	* 4-9	0-0	4-5	2	5	7	1	12	0	2	0	1	33			
03	EVANS, Nyles	* 2-7	0-2	1-2	0	0	0	3	5	0	5	0	21				
10	HARNEY, Nick	* 4-10	0-0	1-3	6	0	6	3	9	3	1	0	25				
21	McADAMS, Reggie	* 1-3	0-2	2-3	2	1	3	1	4	0	1	0	18				
34	FORSYTHE, Pat	* 2-3	0-0	0-1	1	1	2	4	4	0	2	3	24				
04	IBITAYO, Deji	1-3	1-2	0-0	1	4	5	0	3	2	0	3	13				
12	BETANCOURT, Carmelo	0-2	0-1	0-0	0	0	0	0	0	0	0	0	2				
13	DIGGS, Quincy	3-9	2-5	2-5	1	3	4	1	10	4	4	0	27				
15	KRETZER, Jake	2-5	2-5	0-0	1	2	3	4	6	1	1	0	24				
23	JOHNSON, Isaiah	3-7	0-0	0-0	1	1	2	2	6	0	2	1	13				
	Team				1	2	3										
Totals		22-58	5-17	10-19	16	19	35	19	59	10	16	8	5	200			

FG % 1st Half: 12-30 40.0% 2nd half: 10-28 35.7% Game: 22-58 37.9%
3FG % 1st Half: 2-7 28.6% 2nd half: 3-10 30.0% Game: 5-17 29.4%
FT % 1st Half: 5-10 50.0% 2nd half: 5-9 55.6% Game: 10-19 52.6%

South Carolina 69 • 4-6

#	Player	Total			3-Ptr			Rebounds			PF	TP	A	T O	Blk	Stl	Min
		FG	FGA	FT	FTA	Off	Def	Total									
00	THORNWELL, Sindarius	* 4-11	0-2	4-5	0	4	4	2	12	2	2	1	29				
01	WILLIAMS, Brenton	* 3-8	2-4	4-4	1	3	4	2	12	2	0	0	30				
10	NOTICE, Duane	* 7-12	0-1	1-2	1	4	5	0	15	1	4	0	33				
21	HENRY, Demetrius	* 0-1	0-0	0-0	0	0	0	4	0	1	1	0	9				
25	KACINAS, Mindaugas	* 2-3	0-0	0-0	0	0	0	3	4	0	0	0	15				
04	JOHNSON, Tyrone	2-8	0-0	6-6	1	4	5	3	10	5	2	0	22				
05	SHAW, Jaylen	0-0	0-0	0-0	0	0	0	0	0	0	0	0	1				
14	CHATKEVICIUS, L.	1-3	0-0	0-0	2	2	4	1	2	1	0	0	10				
16	CARRERA, Michael	5-8	0-1	0-0	2	3	5	2	10	0	1	0	19				
32	RINGER, Desmond	1-5	0-0	2-4	3	2	5	3	4	1	1	0	26				
35	STEELE, Brian	0-1	0-1	0-0	0	0	0	1	0	0	0	0	6				
	Team				5	1	6										
Totals		25-60	2-9	17-21	15	23	38	21	69	12	10	3	6	200			

FG % 1st Half: 11-30 36.7% 2nd half: 14-30 46.7% Game: 25-60 41.7%
3FG % 1st Half: 2-7 28.6% 2nd half: 0-2 0.0% Game: 2-9 22.2%
FT % 1st Half: 1-2 50.0% 2nd half: 16-19 84.2% Game: 17-21 81.0%

Officials: Kipp Kissinger, Michael Greenstein, Tommy Short

Technical fouls: Akron-None. South Carolina-None.

Attendance:

Hawaiian Airlines Diamond Head Classic - 3rd Place Game

Score by periods	1st	2nd	Total
Akron	31	28	59
South Carolina	25	44	69

In	Off	2nd	Fast	Bench
Points	Paint	T/O	Chance	Break
AKRON	28	10	11	0
SC	46	20	8	0

Last FG - AKRON 2nd-00:24, SC 2nd-00:30.
Largest lead - AKRON by 9 1st-01:46, SC by 11 2nd-00:30.
Score tied - 2 times.
Lead changed - 5 times.

GAME 11



Official Basketball Box Score - Game Totals - Final Statistics

Akron vs South Carolina
12/28/13 4 p.m. ET at Columbia, S.C. (Colonial Life Arena)

Akron 45 • 6-5

#	Player	Total			3-Ptr			Rebounds			PF	TP	A	T O	Blk	Stl	Min
		FG	FGA	FT	FTA	Off	Def	Total									
01	TREADWELL, Demetrius	f 2-7	0-0	0-2	1	1	2	1	4	0	5	0	1	30			
10	HARNEY, Nick	f 0-1	0-0	0-0	0	0	0	1	0	0	0	0	6				
34	FORSYTHE, Pat	c 2-2	0-0	2-3	1	4	5	3	6	0	1	1	21				
03	EVANS, Nyles	g 1-4	0-1	0-2	0	2	2	2	2	1	0	0	18				
21	McADAMS, Reggie	g 0-3	0-3	0-0	1	1	2	0	1	0	0	0	16				
02	CHEATHAM, Jr., Kwan	0-1	0-1	2-2	1	0	1	4	2	0	1	0	9				
04	IBITAYO, Deji	3-6	2-4	0-0	0	1	1	1	8	0	0	0	15				
12	BETANCOURT, Carmelo	1-3	1-1	0-0	0	0	0	2	2	0	4	1	16				
13	DIGGS, Quincy	4-8	2-4	3-4	1	4	5	1	13	4	7	0	32				
15	KRETZER, Jake	0-3	0-2	2-2	1	2	3	2	3	0	0	0	20				
23	JOHNSON, Isaiah	0-2	0-0	6-8	2	2	4	3	6	0	1	2	17				
	Team				1	1	2										
Totals		13-40	4-16	15-23	9	18	27	23	45	6	21	3	4	200			

FG % 1st Half: 8-21 38.1% 2nd half: 5-19 26.3% Game: 13-40 32.5%
3FG % 1st Half: 2-5 40.0% 2nd half: 2-11 18.2% Game: 4-16 25.0%
FT % 1st Half: 6-8 75.0% 2nd half: 9-15 60.0% Game: 15-23 65.2%

South Carolina 78 • 5-6

#	Player	Total			3-Ptr			Rebounds			PF	TP	A	T O	Blk	Stl	Min
		FG	FGA	FT	FTA	Off	Def	Total									
21	HENRY, Demetrius	f 4-10	0-0	0-1	3	3	6	2	8	0	0	0	22				
25	KACINAS, Mindaugas	f 3-5	0-0	5-5	1	1	2	4	11	0	3	2	26				
00	THORNWELL, Sindarius	g 3-7	2-3	0-2	3	0	3	3	8	2	1	1	20				
01	WILLIAMS, Brenton	g 8-17	6-9	2-2	0	1	1	0	24	1	0	0	33				
10	NOTICE, Duane	g 0-4	0-2	3-4	0	4	4	3	3	6	1	0	26				
04	JOHNSON, Tyrone	1-4	0-0	0-0	0	2	2	0	2	5	0	0	20				
05	SHAW, Jaylen	1-1	0-0	1-1	0	0	0	0	3	1	1	0	8				
12	CONSTABLE, Austin	0-0	0-0	0-0	0	0	0	0	0	0	0	0	2				
14	CHATKEVICIUS, L.	0-0	0-0	0-0	1	0	1	0	0	0	0	0	3				
15	THEUS JR., Reggie	0-2	0-0	0-0	0	0	0	0	0	0	0	0	4				
20	MCKIE, Justin	0-0	0-0	0-0	0	0	0	0	0	0	0	0	4				
24	CARRERA, Michael	5-9	0-1	3-4	3	4	7	2	13	2	1	0	18				
32	RINGER, Desmond	3-4	0-0	0-0	3	1	4	3	6	1	0	0	7				
35	STEELE, Brian	0-0	0-0	0-0	0	0	0	1	0	0	0	0	7				
	Team				3	1	4										
Totals		28-63	8-15	14-19	17	17	34	19	78	20	7	5	6	200			

FG % 1st Half: 10-28 35.7% 2nd half: 18-35 51.4% Game: 28-63 44.4%
3FG % 1st Half: 4-8 50.0% 2nd half: 4-7 57.1% Game: 8-15 53.3%
FT % 1st Half: 6-10 60.0% 2nd half: 8-9 88.9% Game: 14-19 73.7%

Officials: Ron Groover, Rick Hartzell, Lee Cassell

Technical fouls: Akron-None. South Carolina-None.

Attendance: 7802

Score by periods	1st	2nd	Total
Akron	24	21	45
South Carolina	30	48	78

In	Off	2nd	Fast	Bench
Points	Paint	T/O	Chance	Break
AKRON	14	5	8	2
SC	36	23	18	7

Last FG - AKRON 2nd-00:03, SC 2nd-00:12.
Largest lead - AKRON by 4 1st-18:28, SC by 36 2nd-00:12.
Score tied - 2 times.
Lead changed - 5 times.

GAME #5 - VS. AKRON - SUNDAY, NOV. 23, 2014 - GAMECOCK BASKETBALL

ROSTER BREAKDOWN

RETURNING STARTERS (4)

Demetrius Henry (forward)
Michael Carrera (forward)
Mindaugas Kacinas (forward)
Sindarius Thornwell (guard)
**based on final game of 2013-14 season*

RETURNING LETTERWINNERS (11)

Michael Carrera
Laimonas Chatkevicius
Austin Constable
Demetrius Henry
Tyrone Johnson
Mindaugas Kacinas
Justin McKie
Duane Notice
Brian Steele
Reggie Theus Jr.
Sindarius Thornwell

GUARDS (8)

TeMarcus Blanton
Austin Constable
Tyrone Johnson
Justin McKie
Duane Notice
Shamiek Sheppard
Marcus Stroman
Sindarius Thornwell

FORWARDS (7)

Michael Carrera
Laimonas Chatkevicius
Demetrius Henry
Mindaugas Kacinas
Shamiek Sheppard
Brian Steele
Reggie Theus Jr.

BY HEIGHT

Austin Constable, 5-11
Duane Notice, 6-2
Marcus Stroman, 6-2
Tyrone Johnson, 6-3
Justin McKie, 6-4
TeMarcus Blanton, 6-5
Michael Carrera, 6-5
Brian Steele, 6-5
Sindarius Thornwell, 6-5
Shamiek Sheppard, 6-6
Reggie Theus Jr., 6-6
Mindaugas Kacinas, 6-7
Demetrius Henry, 6-9
Laimonas Chatkevicius, 6-11

PRONUNCIATION

Lie-MOAN-us Ha-KEVA-chus
Min-DAWG-us Kye-chin-iss
Justin MACK-ee

2014-15 SOUTH CAROLINA ROSTER

ALPHABETICAL

No.	Name	Pos.	Ht.	Wt.	Cl.	Exp.	Hometown/High/Last School
5	TeMarcus Blanton	G	6-5	209	FR	HS	Locust Grove, Ga./Luella
24	Michael Carrera	F	6-5	212	JR	2VL	Anzoátegui, Venezuela/Montrose Christian School
14	Laimonas Chatkevicius	F	6-11	251	JR	2VL	Klaipeda, Lithuania/South Kent School
12	Austin Constable	G	5-11	178	JR	2VL	West Chester, Pa./Henderson
21	Demetrius Henry	F/C	6-9	226	SO	1VL	Miami, Fla./Faith Baptist Christian School
4	Tyrone Johnson	G	6-3	195	SR	2VL	Plainfield, N.J./Montrose Christian School/Villanova
25	Mindaugas Kacinas	F	6-7	227	JR	2VL	Klaipeda, Lithuania/Word of Life Fire Traditional School
20	Justin McKie	G	6-4	195	SO	1VL	Columbia, S.C./Irmo
10	Duane Notice	G	6-2	212	SO	1VL	Woodbridge, Canada/St. Michael's/St. Thomas More (Oakdale, Conn.)
-	Shamiek Sheppard	G/F	6-6	225	FR	HS	Brooklyn, N.Y./South Shore/Fishburne Military School (Waynesboro City, Va.)
35	Brian Steele	F	6-5	194	JR	2VL	Greenville, S.C./Wade Hampton School
1	Marcus Stroman	G	6-2	183	FR	HS	Columbia, S.C./Keenan
15	Reggie Theus Jr.	F	6-6	221	SO	1VL	Los Angeles, Calif./Fairfax
0	Sindarius Thornwell	G	6-5	215	SO	1VL	Lancaster, S.C./Oak Hill Academy

NUMERICAL

No.	Name	Pos.	Ht.	Wt.	Cl.	Exp.	Hometown/High/Last School
0	Sindarius Thornwell	G	6-5	215	SO	1VL	Lancaster, S.C./Oak Hill Academy
1	Marcus Stroman	G	6-2	183	FR	HS	Columbia, S.C./Keenan
4	Tyrone Johnson	G	6-3	195	SR	2VL	Plainfield, N.J./Montrose Christian School/Villanova
5	TeMarcus Blanton	G	6-5	209	FR	HS	Locust Grove, Ga./Luella
10	Duane Notice	G	6-2	212	SO	1VL	Woodbridge, Canada/St. Michael's/St. Thomas More (Oakdale, Conn.)
12	Austin Constable	G	5-11	178	JR	2VL	West Chester, Pa./Henderson
14	Laimonas Chatkevicius	F	6-11	251	JR	2VL	Klaipeda, Lithuania/South Kent School
15	Reggie Theus Jr.	F	6-6	221	SO	1VL	Los Angeles, Calif./Fairfax
20	Justin McKie	G	6-4	195	SO	1VL	Columbia, S.C./Irmo
21	Demetrius Henry	F/C	6-9	226	SO	1VL	Miami, Fla./Faith Baptist Christian School
24	Michael Carrera	F	6-5	212	JR	2VL	Anzoátegui, Venezuela/Montrose Christian School
25	Mindaugas Kacinas	F	6-7	227	JR	2VL	Klaipeda, Lithuania/Word of Life Traditional School
35	Brian Steele	F	6-5	194	JR	2VL	Greenville, S.C./Wade Hampton School
-	Shamiek Sheppard	G/F	6-6	225	FR	HS	Brooklyn, N.Y./South Shore/Fishburne Military School (Waynesboro City, Va.)

Head Coach: Frank Martin (Florida International, '93)

Associate Head Coach/Recruiting Coordinator: Matt Figger (Eastern Kentucky, '95)

Assistant Coach: Perry Clark (Gettysburg, '74)

Assistant Coach: Lamont Evans (Kansas State, '09)

Director of Basketball Operations: Andy Assaley (Cincinnati, '96)

Strength & Conditioning Coach: Scott Greenawalt (Muskingum College, '98)

Athletic Trainer: Mark Rodger (Buffalo, '01)

Video Coordinator: David Kiefer (Kansas State, '07)

Student-Athlete Development: Doug Edwards (Florida State, '07)

TOP RETURNING...

Scorer..... Sindarius Thornwell, 13.4 ppg
Rebounder..... Michael Carrera, 5.6 rpg
Assist Maker..... Tyrone Johnson, 3.4 apg
FG Shooter *..... Mindaugas Kacinas, 55.6%
3-Point FG Shooter \$..... Sindarius Thornwell, 37.0%
FT Shooter \$..... Tyrone Johnson, 75.3%
Shot Blocker..... Michael Carrera, 0.9 bpg
Steal Maker..... Sindarius Thornwell, 1.17 spg

* at least 100 attempts

\$ at least 50 attempts



HEAD COACH FRANK MARTIN

EIGHTH SEASON OVERALL | 147-94 (.609) | THIRD SEASON AT SOUTH CAROLINA | 30-40 (.428)

THE MARTIN FILE

COACHING

EXPERIENCE

30th year

COLLEGE EXPERIENCE

15th season

COLLEGE HEAD COACH EXPERIENCE

8th season

HIRE DATE AT CAROLINA

March 27, 2012

PERSONAL

HOMETOWN

Miami, Fla.

ALMA MATER

Florida International, 1993 (B.A. Physical Ed.)

FAMILY

Wife, Anya

Children, Brandon, Amalia and Christian

COACHING RESUME

HIGH SCHOOL

Miami Senior High, 1985-93

Varsity Boys' Assistant Coach

Junior Varsity Boys' Head Coach

North Miami High, Head Coach, 1993-95

Miami Senior High, Head Coach, 1995-98

B.T. Washington High, Head Coach, 1999-2000

COLLEGE ASSISTANT COACH

Northeastern, 2000-04

Cincinnati, 2004-06

Kansas State, 2006-07

COLLEGE HEAD COACH

Kansas State, 2007-12

South Carolina, 2012-present

Frank Martin was named the head men's basketball coach at the University of South Carolina on March 27, 2012, becoming the 32nd head coach in the history of the South Carolina program, which enters its 107th season as a varsity sport in 2014-15. Martin owns a 145-92 (.611) overall record as a head coach, entering his eighth season overall, and third season at South Carolina.

Since his appointment as head coach in Columbia, Martin, 48, has become a fixture in the community. He has spoken at numerous events, including Gamecock Club Fan Fests, numerous community council and rotary club events, coaching clinics, and the Fathers and Families Decades of Dads event, among others. He was also selected as a Court Coach for USA Basketball in June 2012, assisting Florida head coach Billy Donovan with the Men's U18 National Team training camp in Colorado Springs, Colo., at the U.S. Olympic Training Center. The camp was used to determine the 12-member roster that represented the USA at the 2012 FIBA Americas U18 Championship in late June.

Martin was honored again during the summer of 2013, serving as an assistant coach for the United States on head coach Bob McKillop's staff alongside Michigan head coach John Beilein for the U.S. Men's World University Games team. The squad spent time in Colorado Springs at training camp, before embarking on a two-week journey to Kazan, Russia, in early July, for the event. He furthered his international coaching experience as head coach of USA East Coast during the summer of 2014, which represented the United States at the Tallinn Cup in Estonia.

During his first season (2012-13) in Columbia, Martin led his squad to a 14-18 record, which included a 4-14 mark in SEC contests. The Garnet and Black captured the Hoops For Hope

Classic tournament crown after posting a 4-0 record competing in the event with home victories over Milwaukee and Rider, before defeating Missouri State in overtime, and UALR in Puerto Vallarta, Mexico, over the Thanksgiving holiday. Freshman forward Michael Carrera was honored after the conclusion of the regular season with selection to the 2013 SEC All-Freshman Team, as voted on by the league's head coaches. During the spring of 2013, the Gamecock coaching staff signed seven freshmen, while welcoming Villanova transfer Ty Johnson to the team, a recruiting class which ranked No. 23 in the nation according to ESPN.com.

Martin's second season (2013-14) leading the Gamecocks saw the squad win four of its final six games of the year, including two games in the SEC Tournament, marking the first Tournament wins for the Gamecocks since the 2008 campaign. Martin and his staff put together a non-conference schedule that challenged his team to prepare for the rigors of the SEC campaign. The Gamecocks posted several quality victories, including a win versus Saint Mary's at the Hawaiian Airlines Diamond Head Classic in December, and home victories versus Alabama, Vanderbilt and No. 17 Kentucky to name a few.

Martin tutored his second SEC All-Freshman Team honoree in as many seasons, as rookie guard Sindarius Thornwell led all freshmen in the SEC in league games in points (15.6) and assists (4.0) to earn a spot on the postseason team. Thornwell also garnered three SEC Freshman of the Week awards, and was named the Feb. 18 Wayman Tisdale National Freshman of the Week.

A native of Miami, Fla., Martin earned his bachelor's degree in physical education from Florida International in 1993. He and his wife, Anya, have three children, Brandon, Amalia and Christian.

MARTIN'S CAREER RECORD, YEAR-BY-YEAR

YEAR	RECORD	CONFERENCE (FINISH)	POSTSEASON
2007-08	21-12	10-6 (3rd)	1-1; NCAA 2nd Round
2008-09	22-12	9-7 (t4th)	1-1; NIT
2009-10	29-8	11-5 (t2nd)	3-1; NCAA Elite Eight
2010-11	23-11	10-6 (t3rd)	1-1; NCAA Third Round
2011-12	22-11	10-8 (5th)	1-1; NCAA Third Round
2012-13	14-18	4-14 (t12th)	-
2013-14	14-20	5-13 (13th)	-
2014-15	2-2	-	-
Totals	147-94 (.609)	59-59 (.500)	7-5 (.583)/4 NCAA/1 NIT

2014-15 RADIO/TV SPOT CHART



#0

SINDARIUS THORNWELL
So. - G - 6-5 - 215
Lancaster, S.C.
Oak Hill Academy



#1

MARCUS STROMAN
Fr. - G - 6-2 - 183
Columbia, S.C.
Keenan



#4

TYRONE JOHNSON
Sr. - G - 6-3 - 195
Plainfield, N.J.
Montrose Christian/
Villanova



#5

TEMARCUS BLANTON
Fr. - G - 6-5 - 209
Locust Grove, Ga.
Luella




#10

DUANE NOTICE
So. - G - 6-2 - 212
Woodbridge, Ontario
St. Thomas More
(Oakdale, Conn.)



#12

AUSTIN CONSTABLE
Jr. - G - 5-11 - 178
West Chester, Pa.
Henderson




#14

LAIMONAS CHATKEVICIUS
Jr. - F - 6-11 - 251
Klaipeda, Lithuania
South Kent School
(South Kent, Conn.)



#15

REGGIE THEUS JR.
So. - F - 6-6 - 221
Los Angeles, Calif.
Fairfax



#20

JUSTIN MCKIE
So. - G - 6-4 - 195
Columbia, S.C.
Irmo



#21

DEMETRIUS HENRY
So. - F - 6-9 - 226
Miami, Fla.
Faith Baptist Christian
School




#24

MICHAEL CARRERA
Jr. - F - 6-5 - 212
Anzoategui, Venezuela
Montrose Christian



#25

MINDAUGAS KACINAS
Jr. - F - 6-7 - 227
Klaipeda, Lithuania
Word of Life Fire



#35

BRIAN STEELE
Jr. - F - 6-5 - 194
Greenville, S.C.
Wade Hampton



SHAMIEK SHEPPARD
Fr. - G/F - 6-6 - 225
Brooklyn, N.Y.
Fishburne Military
School



FRANK MARTIN
Head Coach

GAMECOCKS' RECORD WHEN ...

At home	1-1
On the road	0-0
At neutral sites	1-1
In overtime	0-0
vs. Top 25 team	0-0
vs. Top 10 team	0-0
vs. Top 3 team	0-0
Leading at half	2-1
Trailing at half	0-1
Tied at half	0-0
Shooting 50% or better	1-0
Shooting between 39-49%	0-2
Shooting less than 39%	1-0
Opp. shooting 50% or better	0-0
Opp. shooting between 39-49%	0-2
Opp. shooting less than 39%	2-0
Shooting better than opp.	2-0
Shooting worse then/equal to opp.	0-2
Starters out-score opp. starters	0-0
Opp. starters score/equal more	2-2
Bench out-scores opp. bench	2-2
Opp. bench scores/equals more	0-0
Having more FTs than opp.	2-0
Having equal/less FTs than opp.	0-2
Have more TOs than opp.	0-0
Having equal/less TOs than opp.	2-2
Having more rebounds than opp.	2-2
Having equal/less rebounds than opp.	0-0
Making 6 or more 3FGs	1-0
Having 15 or more assists	2-0
Having less than 15 assists	0-2
Score more points in paint than opp.	2-2
Scoring equal/less points in paint than opp.	0-0
Scoring more points off TOs than opp.	2-2
Scoring equal/less points off TOs than opp.	0-0
Scoring more 2nd-chance points than opp.	2-0
Scoring equal/less 2nd-chance points than opp.	0-2
Scoring more fast break points than opp.	2-2
Scoring equal/less fast break points than opp.	0-0
Wearing white uniforms	2-2
Wearing Garnet uniforms	0-0
Wearing Black uniforms	0-0
Wearing Gray Uniforms	0-0
Playing on live TV/live broadcast	2-2
Playing in November	2-2
Playing in December	0-0
Playing in January	0-0
Playing in February	0-0
Playing in March	0-0
Playing a day-game	0-1
Playing a night-game	2-1
Playing on Sunday	0-0
Playing on a Monday	0-0
Playing on a Tuesday	0-1
Playing on a Wednesday	0-0
Playing on a Thursday	1-0
Playing on a Friday	1-1
Playing on a Saturday	0-0
Scoring margin is 5 points or less	0-2
Margin is between 6-10	0-0
Margin is between 11-20	0-0
Margin is more than 20	2-0
Scoring 59 points or less	0-0
Scoring 60-69 points	1-2
Scoring 70-79 points	0-0
Scoring 80-89 points	1-0
Scoring 90-99 points	0-0
Scoring 100+ points	0-0

MISCELLANEOUS

Current streak	L1
Home court streak	L1
Away streak	-
Neutral court streak	L1

2014-15 SUPERLATIVES

(tied for team lead also included)

Scoring Leaders	'14-15	Career
Demetrius Henry	1	1
Tyrone Johnson	2	6*
Sindarius Thornwell	2	14

Rebounding Leaders	'14-15	Career
Mindaugas Kacinas	2	15
Demetrius Henry	1	3
Sindarius Thornwell	1	5

Assists Leaders	'14-15	Career
Marcus Stroman	1	1
Sindarius Thornwell	1	18
Tyrone Johnson	1	11*
Duane Notice	1	16

Blocks Leaders	'14-15	Career
Demetrius Henry	2	13
Michael Carrera	2	22
Sindarius Thornwell	1	10
Tyrone Johnson	1	1*
Marcus Stroman	1	1
Laimonas Chatkevicius	2	18

Steals Leaders	'14-15	Career
Marcus Stroman	2	2
Sindarius Thornwell	2	12

Double-Figure Scoring	'14-15	Career
Tyrone Johnson	2	12
Demetrius Henry	1	4
Laimonas Chatkevicius	1	8
Michael Carrera	2	19
Sindarius Thornwell	3	24
Marcus Stroman	1	1
Mindaugas Kacinas	2	12

20+ points	'14-15	Career
Tyrone Johnson	1	1*
Sindarius Thornwell	1	8

30+ points	'14-15	Career
-	-	-

Double-Figure Rebounding	'14-15	Career
Mindaugas Kacinas	2	9

5+ assists	'14-15	Career
Marcus Stroman	1	1
Duane Notice	1	6
Tyrone Johnson	1	4*

3+ steals	'14-15	Career
Marcus Stroman	1	1

2+ blocks	'14-15	Career
Michael Carrera	2	16
Laimonas Chatkevicius	2	11

Double-Doubles	'14-15	Career
Mindaugas Kacinas	1	3

Clutch Free Throws (under 5 min/OT)

	FT-FTA	FT%
Laimonas Chatkevicius	1-2	.500
Justin McKie	4-4	1.000
Marcus Stroman	4-6	.667
Mindaugas Kacinas	2-2	1.000
Michael Carrera	3-4	.750
Totals	14-18	.778

* indicates at South Carolina

Miscellaneous

Largest Halftime Lead	
SC	7, vs. Charlotte (Nov. 21, 2014)
Opp	3, Baylor (Nov. 18, 2014)
Smallest Halftime Lead	
SC	7, Charlotte (Nov. 21, 2014)
Opp	3, Baylor (Nov. 18, 2014)
Fewest Points In First Half	
SC	27, vs. Baylor (Nov. 18, 2014)
Opp	21, Cornell (Nov. 21, 2014)
Most Points In First Half	
SC	48, vs. North Florida (Nov. 14, 2014)
Opp	30, Baylor (Nov. 18, 2014)
Most Points In Second Half	
SC	38, vs. Baylor (Nov. 18, 2014)
Opp	39, Baylor (Nov. 18, 2014)
Fewest Points In Second Half	
SC	27, Charlotte (Nov. 21, 2014)
Opp	24, Cornell (Nov. 21, 2014)
Most Points in Overtime	
SC	-
Opp	-
Largest Margin of Victory	
SC	25, vs. North Florida (Nov. 14, 2014)
Opp	4, Baylor (Nov. 18, 2014)
Smallest Margin of Victory	
SC	24, vs. Cornell (Nov. 21, 2014)
Opp	2, Charlotte (Nov. 21, 2014)

2014-15 GAME BY GAME COMPARISON

	Date	Result	FG-A	Pct	3FG-A	Pct	FT-A	Pct	O-D-Total	PF	Pts	A	TO	Blk	Stl	Min	Half
North Florida			18-53	.340	10-32	.313	10-16	.625	6-22-28	22	56	9	15	5	2	200	27
South Carolina	Nov. 14, 2014	W, 81-56	29-57	.509	4-11	.364	19-26	.731	10-32-42	15	81	19	9	3	7	200	48
Baylor!			21-47	.447	6-18	.333	21-26	.808	8-21-29	20	69	9	11	1	6	200	30
South Carolina	Nov. 18, 2014	L, 69-65	22-54	.407	5-21	.238	16-19	.842	13-20-33	21	65	11	10	3	4	200	27
Cornell &			14-52	.269	5-20	.250	12-16	.750	10-22-32	19	45	6	17	6	6	200	21
South Carolina	Nov. 20, 2014	W, 69-45	22-58	.379	8-22	.364	17-21	.810	14-30-44	15	69	16	11	5	10	200	35
Charlotte &			23-53	.434	6-17	.353	13-19	.684	8-24-32	13	65	6	17	5	6	200	29
South Carolina	Nov. 21, 2014	L, 65-63	26-61	.426	3-18	.167	8-9	.889	11-26-37	21	63	13	17	7	6	200	36



! - ESPN College Hoops Tip-Off Marathon (Columbia, S.C.) | & - Charleston Classic (Charleston, S.C.)

2014-15 GAME-BY-GAME STARTING LINEUPS

OPPONENT, RESULT	GUARD	GUARD	GUARD	FORWARD	FORWARD
N. Florida, W	Notice	Johnson	Thornwell	Henry	Carrera
Baylor, L	Notice	Johnson	Thornwell	Henry	Carrera
Cornell, W	Notice	Johnson	Thornwell	Henry	Carrera
Charlotte, L	Notice	Johnson	Thornwell	Henry	Carrera

EXHIB. - SOUTH CAROLINA 92, BENEDICT 47
OCT. 26, 2014/COLONIAL LIFE ARENA

COLUMBIA, S.C. - In the first-ever meeting between South Carolina and Benedict College, the Gamecocks came away with a decisive 92-47 win in the exhibition contest at Colonial Life Arena. Senior point guard Tyrone Johnson led all scorers with 23 points and added six rebounds and six assists.

Benedict got on the scoreboard first with a jumper from forward Lafonzo Smith, but the Gamecocks stormed out to a 9-0 run ignited by the play of Johnson whose one-handed dunk started it. Three minutes later, a run-out led to Johnson lobbing the ball up to Thornwell for an emphatic alley-oop.

Just before the 13-minute mark, the Tigers closed to within six at 13-7 with a 3-pointer from guard Justin Peeples. The Gamecocks responded with six points from Notice and Johnson's first 3-pointer of the game to start an 18-4 run over the next five-plus minutes to push the lead to 37-14 with 5:17 left on the clock.

Just as Benedict was able to get its deficit down to 17, Carolina ended the half on a 16-2 run with back-to-back 3-pointers coming from Johnson and Thornwell to go with six points from junior forward Laimonas Chatkevicius. The Gamecocks took a 55-25 lead into the break after shooting 19-of-34 (55.9 percent) and holding the Tigers to only eight made field goals in the opening 20 minutes.

Carolina extended its lead to 39 nearly seven minutes into the second half after holding Benedict without a made field goal through the first seven-plus minutes of the set. The Gamecocks continued to build on their lead the rest of the way, ending the game with a 92-47 win.

Junior guard Austin Constable did not play in the exhibition contest due to a left knee injury, and sophomore guard Justin McKie did not play due to a concussion.

EXHIBITION



Official Basketball Box Score - Game Totals - Final Statistics
Benedict College vs South Carolina
10/26/14 4 p.m. ET at Columbia, S.C. (Colonial Life Arena)

Benedict College 47 • 0-0

##	Player	Total		3-Ptr		Rebounds		PF	TP	A	O	Bk	Stl	Min	
		FG	FGA	FT	FTA	Off	Def								Tot
32	SMITH, Lafonzo	1-6	0-1	1-3	0	1	2	3	0	0	1	0	0	20	
34	MANTOVANI, Roberto	2-3	0-0	1-1	2	3	3	5	0	3	0	1	1	24	
10	REYNARD, Brennan	1-11	0-4	4-4	1	1	2	3	6	3	4	0	3	31	
14	RANSOM, Kareem	3-9	2-5	4-4	2	2	4	3	12	1	0	0	0	27	
22	CRAWFORD, Andrew	3-17	2-11	0-1	0	5	0	8	2	0	0	1	1	31	
05	PEEPLES, Justin	1-5	1-5	2-2	0	2	3	5	1	2	0	0	0	13	
12	ROBIN, Kel	1-5	0-1	0-0	0	0	0	2	0	0	0	0	0	9	
24	COOKE, Quiron	1-3	0-2	0-0	2	1	3	2	2	0	1	0	1	11	
25	JOHNSON, Deonte	0-5	0-0	2-2	1	1	2	3	2	0	0	0	0	11	
30	HARRIS, Christopher	0-1	0-1	0-0	1	0	1	0	0	0	0	0	0	2	
33	FITZGERALD, Seth	0-1	0-0	0-0	0	2	0	0	0	0	0	0	0	2	
35	JOHNSON, Shamari	0-0	0-0	0-0	0	0	1	0	0	0	0	0	0	4	
50	HOLLOWAY, Aumtrel	0-2	0-0	0-0	0	0	0	1	0	2	0	0	0	10	
52	DEJOURDAN, Elan	0-1	0-0	2-2	0	0	0	1	2	0	0	0	0	5	
Team				4		4									
Totals		13-69	5-30	16-19	13	18	31	22	47	7	13	1	5	200	

FG % 1st Half: 8-37 21.6% 2nd half: 5-32 15.6% Game: 13-69 18.8%
3FG % 1st Half: 3-15 20.0% 2nd half: 2-15 13.3% Game: 5-30 16.7%
FT % 1st Half: 5-6 83.3% 2nd half: 11-13 84.6% Game: 16-19 84.2%

South Carolina 92 • 0-0

##	Player	Total		3-Ptr		Rebounds		PF	TP	A	O	Bk	Stl	Min	
		FG	FGA	FT	FTA	Off	Def								Tot
21	HENRY, Demetrius	6-8	0-0	3-4	0	7	7	0	15	0	1	1	0	21	
24	CARRERA, Michael	2-5	0-1	1-2	4	11	5	4	5	2	0	2	0	23	
00	THORNWELL, Sindarius	5-10	2-5	2-3	0	3	4	14	1	0	3	0	2	30	
04	JOHNSON, Tyrone	6-11	4-6	7-7	4	2	6	0	23	6	1	0	1	30	
10	NOTICE, Duane	1-7	0-4	8-10	0	3	3	2	9	2	0	1	1	32	
01	STROMAN, Marcus	2-6	0-0	1-2	1	0	1	3	5	3	7	0	0	20	
14	CHATKEVICIUS, L.	5-6	0-0	0-0	2	10	12	10	1	1	1	0	1	17	
15	THEUS JR., Reggie	1-3	0-1	0-0	0	2	2	1	2	1	3	0	0	16	
25	KACINAS, Mindaugas	4-8	0-0	0-0	4	3	7	3	8	0	2	0	0	18	
Team				1		4									
Totals		32-64	6-17	22-28	16	45	61	17	92	23	15	9	2	200	

FG % 1st Half: 19-34 55.9% 2nd half: 13-30 43.3% Game: 32-64 50.0%
3FG % 1st Half: 3-8 37.5% 2nd half: 3-9 33.3% Game: 6-17 35.3%
FT % 1st Half: 14-17 82.4% 2nd half: 8-11 72.7% Game: 22-28 78.6%

Score by periods	1st	2nd	Total	Points	In	Off	2nd	Fast	Bench
Benedict College	24	23	47	11	10	15	6	11	13
South Carolina	55	37	92	12	14	12	16	25	

Last FG - BU 2nd-03:07. SC 2nd-02:09.
Largest lead - BU by 14 1st-19:38. SC by 47 2nd-01:56.
BU led for 00:16. SC led for 38:17. Game was tied for 01:27.

GAME #1 - SOUTH CAROLINA 81, N. FLORIDA 56
NOV. 14, 2014/COLONIAL LIFE ARENA

COLUMBIA, S.C. - The South Carolina men's basketball team (1-0) opened the 2014-15 season Friday night with a matchup with the North Florida Ospreys (0-1). Of the 11 players who saw time in the game, six would score eight points or more to spark an 81-56 win. Demetrius Henry and Tyrone Johnson led the team with 12 points apiece and Mindaugas Kacinas went for nine points and 11 rebounds.

Henry's second dunk in the opening two minutes of the contest gave the Gamecocks an early 8-6 lead over the Ospreys. That dunk would spark a run that would give the team a lead for good, as the score would balloon to 22-8 over the next six minutes. The team would not trail in the game. Henry scored six of Carolina's first 14 points with his third dunk of the half at the 15-minute mark and the Gamecocks extended their lead to 12 points at the under-12 minute media timeout at 25-13.

The Gamecocks pushed their lead to twenty at 36-16 with just over five minutes remaining in the opening half on a dunk from junior forward Laimonas Chatkevicius. That would be the exclamation point on what would be a 13-0 run that spanned from 9:39 to 4:07 in the half.

Beau Beech would break the Osprey's scoreless stretch, but by then it would be too late. Carolina held a 48-27 upperhand at the half after hitting 53.1 percent (17-32) from the floor in the opening 20 minutes. Balanced scoring in the first half propelled the Gamecocks, as six different Carolina players scored at least six points in the half, led by Henry's eight.

The play down low would be the difference in the first half, setting a tone that would prevail for the entire game. In the first 20 minutes the Gamecocks held a 26-10 advantage in points in the paint with a 21-11 rebounding margin.

Carolina continued its strong offensive performance early in the second half, as both Henry and Johnson reached double-figures before the first media timeout. Battling foul trouble, the Ospreys struggled offensively, hitting just three of their first nine shots of the second half, trailing the Gamecocks 57-34 at the 15-minute mark. The lead would grow as large as 29 points in the convincing win.

As a team, South Carolina made better than half of its shots (29-57) and won the battle of the boards 42-28 with ten offensive rebounds. The bench would be featured often in the game, with the six reserves pitching in a combined 35 points. In his first collegiate game, freshman guard Marcus Stroman played like a veteran with a line of six points, six assists, two steals and no turnovers. As a team, South Carolina committed just nine turnovers (two in the first half) while forcing its opponent into 15.

GAME #1



Official Basketball Box Score - Game Totals - Final Statistics
UNF vs South Carolina
11/14/14 7 p.m. ET at Columbia, S.C. (Colonial Life Arena)

UNF 56 • 0-1

##	Player	Total		3-Ptr		Rebounds		PF	TP	A	O	Bk	Stl	Min	
		FG	FGA	FT	FTA	Off	Def								Tot
33	BANKS, Romelo	0-6	0-0	4-7	0	0	0	2	4	0	1	2	0	26	
34	Davenport, Chris	3-4	0-1	0-0	0	5	5	6	1	1	1	0	23		
00	NESSBIT, Jalen	2-5	2-4	2-3	1	5	6	1	8	2	4	0	32		
02	BEECH, Beau	3-7	3-7	0-0	0	2	2	5	9	0	2	0	0	27	
14	MOORE, Dallas	7-13	3-5	4-4	0	4	1	21	1	4	0	0	31		
04	WILSON, Devin	0-1	0-0	0-0	0	1	0	0	1	0	0	0	5		
16	MACEY, Trent	1-7	1-7	0-0	0	1	3	3	0	3	0	0	22		
12	BODAGEY, Aaron	1-7	1-7	0-0	0	1	1	0	3	1	1	0	20		
32	DANIELS, Demarcus	1-3	0-1	0-2	1	1	2	5	2	0	2	0	18		
Team				4		2									
Totals		18-53	10-32	10-16	6	22	28	22	56	9	15	5	2	200	

FG % 1st Half: 10-25 40.0% 2nd half: 8-28 28.6% Game: 18-53 34.0%
3FG % 1st Half: 5-14 35.7% 2nd half: 5-18 27.8% Game: 10-32 31.3%
FT % 1st Half: 2-2 100.0 2nd half: 8-14 57.1% Game: 10-16 62.5%

South Carolina 81 • 1-0

##	Player	Total		3-Ptr		Rebounds		PF	TP	A	O	Bk	Stl	Min	
		FG	FGA	FT	FTA	Off	Def								Tot
21	HENRY, Demetrius	6-9	0-0	0-0	0	2	2	5	12	0	2	1	0	20	
24	CARRERA, Michael	2-4	0-0	4-6	2	1	3	1	8	2	1	1	1	17	
00	THORNWELL, Sindarius	3-7	0-1	0-0	3	1	4	0	6	2	1	1	2	20	
04	JOHNSON, Tyrone	5-7	0-0	2-3	0	5	0	12	4	0	0	0	1	28	
10	NOTICE, Duane	2-5	1-1	3-4	0	4	1	8	5	1	0	1	21		
01	STROMAN, Marcus	3-7	0-1	0-0	0	3	1	6	6	0	0	2	25		
14	CHATKEVICIUS, L.	4-6	0-0	3-4	1	3	4	1	11	0	2	0	17		
15	THEUS JR., Reggie	0-0	0-0	0-0	0	0	0	0	0	0	1	0	1	4	
20	MCKIE, Justin	0-3	0-2	3-4	0	0	0	2	3	0	0	0	8		
25	KACINAS, Mindaugas	2-5	1-2	4-5	2	9	11	4	9	0	1	0	25		
35	STEELE, Brian	2-4	2-4	0-0	0	2	2	0	6	0	0	0	15		
Team				2		4									
Totals		29-57	4-11	19-26	10	32	42	15	81	19	9	3	7	200	

FG % 1st Half: 17-32 53.1% 2nd half: 12-25 48.0% Game: 29-57 50.9%
3FG % 1st Half: 2-3 66.7% 2nd half: 2-8 25.0% Game: 4-11 36.4%
FT % 1st Half: 12-15 80.0% 2nd half: 7-11 63.6% Game: 19-26 73.1%

Score by periods	1st	2nd	Total	Points	In	Off	2nd	Fast	Bench
UNF	27	29	56	10	14	10	5	5	8
South Carolina	48	33	81	12	16	11	11	35	

Last FG - BU 2nd-00:18. SC 2nd-00:42.
Largest lead - UNF None. SC by 29 2nd-09:24.
UNF led for 00:00. SC led for 38:53. Game was tied for 01:07.

GAME #2 - BAYLOR 69, SOUTH CAROLINA 65
NOV. 18, 2014/COLONIAL LIFE ARENA

COLUMBIA, S.C. - The South Carolina men's basketball team hosted Baylor Tuesday afternoon as part of the ESPN College Hoops Tip-Off Marathon. The noon start wouldn't face either side, as the physical matchup was closely contested throughout. The Bears (2-0) were able to keep Carolina (1-1) at arm's length for much of the game, and were able to seal the game with a pair of free throws late in a 69-65 win.

Senior guard Tyrone Johnson scored a career-high 21 points to lead the Gamecocks in a game that featured six ties and six lead changes. Both teams were cold in first half, with Carolina shooting 32 percent and Baylor 38. It was even colder from deep, with the two sides combining to hit just three of 20 3-point attempts. The charity stripe would be the most forgiving area, with Baylor hitting 11-of-12 and Carolina making 9-of-10.

Baylor controlled the game early, but a 7-0 run from 9:23 to 7:15 of first half gave the Gamecocks an 18-16 lead. As was the case all day long, when one side seemed to gain momentum it would be quickly snatched away, and the Bears would use a quick 6-0 run in the final two minutes of the half to take a 30-27 lead. Johnathan Motley jumper that fell just before the buzzer capped the run, the forward would lead all scorers in the half with 13.

The Gamecocks went for much of the opening frame without starters Duane Notice (four minutes) and Demetrius Henry (seven), who were plagued by early foul trouble. In the final 20 minutes, the Gamecocks were unable to cut deep enough into the Baylor lead, taking a brief 36-35 lead with 16:55 to play before a 12-4 run from the visitors put them ahead for good. With Motley picking up his fourth foul with 13:19 to play, Baylor's senior guard Kenny Chery made up for the scoring slack by scoring 18 of his 20 points in the second half.

In the final 20 minutes, the Gamecocks were unable to cut deep enough into the Baylor lead, taking a brief 36-35 lead with 16:55 to play before a 12-4 run from the visitors put them ahead for good. With Motley picking up his fourth foul with 13:19 to play, Baylor's senior guard Kenny Chery made up for the scoring slack by scoring 18 of his 20 points in the second half.

The combo of Johnson and Sindarius Thornwell would counter the Baylor duo all game long, though, with Johnson's 21 and Thornwell's 16 leading the offense. After scoring 42 points as a group in the season opener against North Florida, the Carolina bench scored just 14 on Tuesday, with 10 coming from another strong performance by freshman Marcus Stroman. The point guard scored 10 points with five rebounds and three assists in 27 minutes of action.

The Bears converted a turnover into a basket with 4:43 to play in the game that completed a 7-0 run to give them their biggest lead of the game at 64-54. The Gamecocks responded with a 7-0 run of their own over the next two minutes to make it 64-61 thanks to a fast-break layup from Thornwell and three straight points from Stroman to put a bow on the run.

A dunk from Michael Carrera with 32 seconds to go cut it to a one-possession game, 66-63, but after Baylor hit the front end of a pair of free throws the Gamecocks missed a 3 in returning and took up too much time committing a foul. Despite Taurean Prince missing both free throws on the other end, the home side was left with less than three seconds following a layup by Johnson to make it 67-65.

GAME #3 - SOUTH CAROLINA 69, CORNELL 45
NOV. 20, 2014/TD ARENA/CHARLESTON CLASSIC

CHARLESTON, S.C. - An opportunistic defense would drive the South Carolina men's basketball team to a win over Cornell on the opening night of the Charleston Classic, held at TD Arena. The Gamecocks (2-1) forced 17 turnovers en route to a 69-45 win, holding the Big Red (2-2) to 27 percent shooting from the field.

Sindarius Thornwell led the team with 14 points despite playing just six minutes of the second half. Mindaugas Kacinas pulled down 11 rebounds to go with 10 points for the team's first double-double of the season and his partner on the post Laimonas Chatkevicius added eight points and seven boards off the bench. Every player on the active roster saw time on the floor, with ten scoring at least two points.

After an even start to the game, Carolina went on a 13-0 run from the 15:20 mark until just under ten minute remaining to open up a 22-11 lead. Five different players contributed to the game-changing run. Thornwell led the early charge, scoring 10 of the team's first 12 points before ending the half with 13.

Bench play would be the difference maker in the first 20 minutes, as the Gamecock reserves outscored their Cornell counterparts 15-0. Kacinas and Chatkevicius combined for 10 points and 14 rebounds, and Marcus Stroman pitched in five points and three steals.

Though it would shoot just 36 percent as a team, Carolina carried a 35-21 lead into the break after forcing 13 turnovers and limiting the Big Red to a tiny 30 percent on 7-of-23 shooting. The Gamecocks had averaged just 13 turnovers forced per game in its first two contests of the 2014-15 season coming into Thursday night.

The second half would be no different, as the lead would dip to 13 with 18:49 to play, but a 13-1 run from then until the 13:19 mark set the team back on the right path. The lead would grow to as large as 28 points. The key in the final 20 minutes would be rebounding, as the Gamecocks enjoyed a 23-15 advantage over a Cornell side that shot just 24 percent in the period.

GAME #3

Official Basketball Box Score -- Game Totals -- Final Statistics
 Cornell vs S. Carolina
 11/20/14 8:25 p.m. at Charleston, S.C. (TD Arena)

Cornell 45 • 2-2

#	Player	Total	3-Ptr		Rebounds			PF	TP	A	TO	Blk	Stl	Min
			FG	FGA	FT	FTA	Off							
00	Onuorah, David	1-5	0-0	0-0	3	1	4	3	2	0	1	2	0	17
32	Miller, Shonn	2-6	0-2	5-5	0	3	3	5	9	0	1	1	0	29
05	Hatter, Robert	2-6	0-3	0-0	0	2	2	1	4	0	2	0	1	19
13	Cherry, Devin	3-7	1-3	1-1	0	5	5	2	8	2	7	0	2	30
23	Cancer, Galal	2-13	1-4	5-6	1	2	3	2	10	1	2	0	1	28
01	Smith, Darryl	0-5	0-3	0-0	0	2	2	0	0	2	0	0	1	10
04	LaMore, Dave	0-0	0-0	0-2	1	1	2	1	0	0	0	2	0	16
11	Fleming, Desmond	0-0	0-0	0-0	0	0	0	0	0	0	0	0	0	5
12	Aldor-Rid'lof, Jordan	0-1	0-0	0-0	0	1	1	1	0	0	0	0	0	6
15	Bunce, Braxton	0-1	0-0	0-0	1	0	1	0	0	0	0	0	0	6
20	Bathurst, Wil	0-3	0-2	1-2	0	1	1	1	1	1	2	1	0	10
22	Mischler, Robert	0-0	0-0	0-0	0	0	0	1	0	0	0	0	0	3
25	Fallas, Jolo	4-4	3-3	0-0	1	1	2	1	11	0	2	0	1	14
35	Tomic, Ned	0-1	0-0	0-0	0	1	1	1	0	0	0	0	0	5
50	Giddens, Deion	0-0	0-0	0-0	1	0	1	0	0	0	0	0	0	2
	Team				2	4								2
	Totals	14-52	5-20	12-16	10	22	32	19	45	6	17	6	6	200

FG % 1st Half: 7-23 30.4% 2nd half: 7-29 24.1% Game: 14-52 26.9%
 3FG % 1st Half: 2-9 22.2% 2nd half: 3-11 27.3% Game: 5-20 25.0%
 FT % 1st Half: 5-7 71.4% 2nd half: 7-9 77.8% Game: 12-16 75.0%

S. Carolina 69 • 2-1

#	Player	Total	3-Ptr		Rebounds			PF	TP	A	TO	Blk	Stl	Min
			FG	FGA	FT	FTA	Off							
24	CARRERA, Michael	2-3	1-1	0-0	0	4	4	2	5	0	2	2	0	17
21	HENRY, Demetrius	1-3	0-0	0-0	1	0	1	3	2	0	1	0	0	13
00	THORNWELL, Sindarius	5-11	3-8	1-2	2	2	4	1	14	0	0	0	1	23
04	JOHNSON, Tyrone	2-7	1-3	2-2	0	3	3	2	7	5	2	1	0	25
14	NOTICE, Duane	1-4	0-1	4-5	0	1	1	1	6	4	1	0	0	23
01	STROMAN, Marcus	1-6	0-1	4-6	0	1	1	3	6	3	2	0	3	25
14	CHATKEVICIUS, L.	4-7	0-0	0-0	1	6	7	0	8	1	1	2	0	20
15	THEUS JR., Reggie	0-0	0-0	0-0	0	0	0	0	0	0	0	0	0	4
20	MCKIE, Justin	2-2	2-2	2-2	1	2	3	1	8	0	0	0	0	8
25	KACINAS, Mindaugas	3-8	0-0	4-4	7	4	11	1	10	1	1	0	2	26
35	STEELE, Brian	1-7	1-4	0-0	0	3	3	1	3	2	1	0	1	16
	Team				2	4	6							2
	Totals	22-58	8-22	17-21	14	30	44	15	69	16	11	5	10	200

FG % 1st Half: 12-33 36.4% 2nd half: 10-25 40.0% Game: 22-58 37.9%
 3FG % 1st Half: 3-11 27.3% 2nd half: 5-11 45.5% Game: 8-22 36.4%
 FT % 1st Half: 8-10 80.0% 2nd half: 9-11 81.8% Game: 17-21 81.0%

Officials: John Higgins, Lamont Simpson, Pat Driscoll
 Technical fouls: Cornell-None; S. Carolina-None.
 Attendance: 2517

Score by periods	1st	2nd	Total
Cornell	21	24	45
S. Carolina	35	34	69

	In	Off	2nd	Fast
Points	Paint	T/O	Chance	Break
COR	14	14	4	12
SC	18	15	13	35

Last FG - COR 2nd-03:38, SC 2nd-01:36.
 Largest lead - COR by 3 1st-19:23, SC by 28 2nd-10:32.
 COR led for 03:17, SC led for 35:06. Game was tied for 07:26.

GAME #4 - CHARLOTTE 65, SOUTH CAROLINA 63
NOV. 21, 2014/TD ARENA/CHARLESTON CLASSIC

CHARLESTON, S.C. - A potential game-winning three pointer from Sindarius Thornwell caromed just off as Charlotte (3-0) earned a 65-63 win over South Carolina (2-2) Friday night in the semifinals of the Charleston Classic. Hot shooting from the 49ers early in the second half erased a seven-point Gamecock lead at the half.

With just over a minute to play in a 63-all game, Thornwell blocked a 3 to start a fastbreak with Marcus Stroman. Thornwell would take a contested floater in transition and missed, and the follow from Duane Notice would be slapped off the backboard. Charlotte would make a pair of free throws on the ensuing possession to provide the game's final points, but Carolina still had chances late.

Inbounding from half court with 14 seconds to play and trailing by just two, Carolina was called for a five-second violation. Before Charlotte could inbound a foul put them at the line for a chance to seal it, but both attempts would be missed. On the second miss, a scramble for the ball would be called in favor of the 49ers, but after review the Gamecocks would get one last chance. Thornwell's attempt for a 3 hit the rim, but did not connect.

The first half was dominated by Carolina after it used an 11-2 run from the 16:28 mark to 13:11 going from down 6-4 to up 15-8. The Gamecocks would make six-straight field goals early in that stretch and 10-of-15 total in the first 10 minutes of action.

The 49ers returned that favor to start the second half, hitting 7-of-9 shots in the first six minutes to erase Carolina's 36-29 halftime lead while the Gamecocks would shoot just 37 percent in the final 20 minutes. The biggest disparity with the second-half shooting was the 49ers making 4-of-5 3s, while Carolina hit just twice on nine attempts.

A 10-0 run from 12:41 to 9:09 in the second half gave Charlotte its largest lead of the game, a 55-48 advantage. Mindaugas Kacinas made sure the momentum would not swing all the way to the visitors, scoring seven-straight points on his own to put Carolina up 57-55 and force a timeout. The 49ers were able to hold on for the late win despite not making a field goal for the final three minutes of action.

Thornwell would lead all scorers in the game with 20 points, 18 of which came in the first half. Michael Carrera and Kacinas joined him in double figures, with 11 apiece.

GAME #4

Official Basketball Box Score -- Game Totals -- Final Statistics
 Charlotte vs S. Carolina
 11/21/14 7 p.m. at Charleston, S.C. (TD Arena)

Charlotte 65 • 3-0

#	Player	Total	3-Ptr		Rebounds			PF	TP	A	TO	Blk	Stl	Min
			FG	FGA	FT	FTA	Off							
21	CLAYTON, Willie	5-9	0-0	1-1	4	1	5	2	11	0	2	1	0	27
12	THORNE JR., Mike	4-8	0-0	2-5	0	4	4	2	10	0	2	3	0	34
01	OGBUEZE, Braxton	4-9	3-5	3-4	1	1	2	2	14	2	2	0	2	30
14	WILLIAMS, Terrence	3-5	1-2	0-0	0	7	7	3	7	1	1	0	0	26
15	HENRY, Pierria	3-9	0-2	6-7	0	7	7	2	12	2	8	1	3	36
02	DORN, Torin	1-2	0-1	0-1	0	1	1	0	2	1	0	0	0	18
05	WOODS, Keyshawn	2-4	1-1	1-1	1	0	1	0	6	0	0	0	1	13
11	BENKOVIC, Ivan	1-5	1-4	0-0	0	0	0	1	3	0	0	0	0	12
20	BLAKLEY, Cameron	0-2	0-2	0-0	0	1	1	1	0	0	0	0	0	4
	Team				2	2	4							2
	Totals	23-53	6-17	13-19	8	24	32	13	65	6	17	5	6	200

FG % 1st Half: 10-28 35.7% 2nd half: 13-25 52.0% Game: 23-53 43.4%
 3FG % 1st Half: 2-11 18.2% 2nd half: 4-6 66.7% Game: 6-17 35.3%
 FT % 1st Half: 7-9 77.8% 2nd half: 6-10 60.0% Game: 13-19 68.4%

S. Carolina 63 • 2-2

#	Player	Total	3-Ptr		Rebounds			PF	TP	A	TO	Blk	Stl	Min
			FG	FGA	FT	FTA	Off							
24	CARRERA, Michael	5-8	1-2	0-0	0	2	2	2	11	0	1	2	0	20
21	HENRY, Demetrius	2-2	0-0	0-0	0	1	1	4	4	0	1	0	0	13
00	THORNWELL, Sindarius	8-24	1-10	3-4	1	7	8	3	20	1	7	1	2	34
04	JOHNSON, Tyrone	0-4	0-0	0-0	0	0	0	2	0	1	1	0	1	18
10	NOTICE, Duane	3-10	1-4	2-2	1	2	3	1	9	5	1	0	1	35
01	STROMAN, Marcus	1-2	0-0	2-2	0	3	3	4	4	1	0	1	0	22
14	CHATKEVICIUS, L.	2-4	0-0	0-0	1	6	7	1	4	1	2	3	0	24
15	THEUS JR., Reggie	0-0	0-0	0-0	0	0	0	0	0	0	0	0	0	0
20	MCKIE, Justin	0-1	0-1	0-0	1	0	1	0	0	1	0	0	0	3
25	KACINAS, Mindaugas	5-5	0-0	1-1	5	1	6	4	11	0	1	1	0	23
35	STEELE, Brian	0-1	0-1	0-0	0	2	2	1	0	0	1	0	1	8
	Team				2	2	4							2
	Totals	26-61	3-18	8-9	11	26	37	21	63	13	17	7	6	200

FG % 1st Half: 15-31 48.4% 2nd half: 11-30 36.7% Game: 26-61 42.6%
 3FG % 1st Half: 1-8 12.5% 2nd half: 2-10 20.0% Game: 3-18 16.7%
 FT % 1st Half: 5-6 83.3% 2nd half: 3-3 100.0% Game: 8-9 88.9%

Officials: Bryan Kersey, Ted Valentine, Kipp Kissingner
 Technical fouls: Charlotte-None; S. Carolina-None.
 Attendance: 2430

Score by periods	1st	2nd	Total
Charlotte	29	36	65
S. Carolina	36	27	63

	In	Off	2nd	Fast
Points	Paint	T/O	Chance	Break
CHA	24	10	7	0
SC	30	18	6	6

Last FG - CHA 2nd-03:04, SC 2nd-01:53.
 Score tied - 11 times.
 Largest lead - CHA by 7 2nd-09:47, SC by 14 1st-07:15.
 CHA led for 10:25, SC led for 22:08. Game was tied for 07:26.

GAME #5 - VS. AKRON - SUNDAY, NOV. 23, 2014 - GAMECOCK BASKETBALL



#4 - TYRONE JOHNSON

SENIOR | GUARD | 6'3" | 195 | 2 LETTERS

PLAINFIELD, N.J./MONTROSE CHRISTIAN SCHOOL/VILLANOVA

SEASON NOTABLES

- Tallied 23 points on 6-of-11 shooting, including 4-of-6 from 3-point range in exhib. vs. Benedict
- Hit 5-7 shots to lead the team with 12 points against North Florida, adding five rebounds, four assists and no turnovers.
- Set a new career high in five different categories against Baylor, including 21 points to lead all scorers.

JOHNSON'S SUPERLATIVES

POINTS

Career: 21, vs. Baylor (Nov. 18 2014)
Season: 21, vs. Baylor (Nov. 18 2014)

FIELD GOALS

Career: 9, vs. Baylor (Nov. 18 2014)
Season: 9, vs. Baylor (Nov. 18 2014)

FIELD GOAL ATTEMPTS

Career: 16, vs. Baylor (Nov. 18 2014)
Season: 16, vs. Baylor (Nov. 18 2014)

3-POINT FIELD GOALS

Career: 3, vs. Baylor (Nov. 18 2014)
Season: 3, vs. Baylor (Nov. 18 2014)

3-POINT FIELD GOAL ATTEMPTS

Career: 9, vs. Baylor (Nov. 18 2014)
Season: 9, vs. Baylor (Nov. 18 2014)

FREE THROWS

Career: 7, twice, last vs. USC Upstate (Dec. 19, 2013)
Season: 2, twice, last vs. Cornell (Nov. 20, 2014)

FREE THROW ATTEMPTS

Career: 11, vs. Manhattan (Dec. 17, 2013)
Season: 3, vs. North Florida (Nov. 14, 2014)

REBOUNDS

Career: 6, at Florida (Jan. 8, 2014)
Season: 5, vs. North Florida (Nov. 14, 2014)

ASSISTS

Career: 8, at Baylor (Nov. 12, 2013)
Season: 5, vs. Cornell (Nov. 20, 2014)

BLOCKS

Career: 1, 5x, last vs. Cornell (Nov. 20, 2014)
Season: 1, twice, last vs. Cornell (Nov. 20, 2014)

STEALS

Career: 4, vs. USF (Feb. 15, 2012)
Season: 2, vs. Cornell (Nov. 20, 2014)

MINUTES PLAYED

Career: 41, vs. UCONN (Feb. 20, 2012)
Season: 37, vs. Baylor (Nov. 18 2014)

2014-15

Opponent	Date	GS	Min	FG-FGA	Pct	3FG-FGA	Pct	FT-FTA	Pct	Off	Def	Tot	Avg	PF	FO	A	TO	Blk	Stl	Pts	Avg
North Florida	11/14/14	*	28	5-7	.714	0-0	.000	2-3	.667	0	5	5	5.0	0	0	4	0	0	1	12	12.0
Baylor	11/18/14	*	37	9-16	.563	3-9	.333	0-0	.000	0	1	1	3.0	2	0	2	3	1	0	21	16.5
vs. Cornell	11/20/14	*	25	2-7	.286	1-3	.333	2-2	1.000	0	3	3	4.0	2	0	5	2	1	2	7	13.3
vs. Charlotte	11/21/14	*	18	0-4	.000	0-0	.000	0-0	.000	0	0	0	2.3	2	0	1	1	0	1	0	10.0
vs. Akron	11/23/14																				
UNC Asheville	11/26/14																				
at Marshall	12/1/14																				
Oklahoma State	12/6/14																				
Clemson	12/19/14																				
Coker	12/21/14																				
NA&T	12/30/14																				
vs. Iowa State	1/3/15																				
Florida	1/7/15																				
at Ole Miss	1/10/15																				
Alabama	1/13/15																				
at Auburn	1/17/15																				
Tennessee	1/20/15																				
Kentucky	1/24/15																				
at LSU	1/28/15																				
Georgia	1/31/15																				
at Arkansas	2/3/15																				
at Vanderbilt	2/7/15																				
Missouri	2/10/15																				
at Kentucky	2/14/15																				
at Georgia	2/17/15																				
Texas A&M	2/21/15																				
at Alabama	2/24/15																				
Mississippi State	2/28/15																				
Arkansas	3/5/15																				
at Tennessee	3/7/15																				

CAREER STATISTICS

Season	GP-GS	Min	Avg	FG	FGA	Pct	3FG	3FGA	Pct	FT	FTA	Pct	Off	Def	Tot	Avg	PF	FO	Ast	TO	Blk	Stl	Pts	Avg
2011-12*	32-9	567	17.7	33	106	.311	6	26	.230	35	40	.875	2	31	33	1.0	47	2	65	58	2	19	107	3.3
2012-13	DNP - Transfer																							
2013-14	16-9	430	26.9	52	142	.366	8	19	.421	67	89	.753	10	37	47	2.9	25	0	55	30	1	10	179	11.2
2014-15	4-4	108	27.0	16	34	.471	4	12	.333	4	5	.800	0	9	9	2.3	6	0	12	6	2	4	40	10.0
Totals	52-22	1105	21.3	101	282	.358	18	57	.316	106	134	.791	12	77	89	1.7	78	2	132	94	5	33	326	6.3

* indicates at Villanova

CAREER SEC STATISTICS

Season	GP-GS	Min	Avg	FG	FGA	Pct	3FG	3FGA	Pct	FT	FTA	Pct	Off	Def	Tot	Avg	PF	FO	Ast	TO	Blk	Stl	Pts	Avg
2014	3-0	68	22.7	7	26	.333	1	3	.333	12	15	.800	5	9	14	4.7	5	0	7	7	0	1	27	9.0



#24 - MICHAEL CARRERA

JUNIOR | FORWARD | 6'5" | 212 | 2 LETTERS

ANZOÁTEGUI, VENEZUELA/MONTROSE CHRISTIAN

SEASON NOTABLES

- Pulled down a team high 15 rebounds, with two assists and two blocks in exhib. vs. Benedict
- Scored eight points with three rebounds in just 17 minutes against North Florida.
- Hit all four free throw attempts and scored 10 points with six rebounds vs. Baylor.
- Scored 11 points against Charlotte, surpassing 500 career points in the process.

CARRERA'S SUPERLATIVES

POINTS

Career: 23, vs. LSU (Jan. 16, 2013)
 Season: 11, vs. Charlotte (Nov. 21, 2014)

FIELD GOALS

Career: 7, vs. LSU (Jan. 16, 2013)
 Season: 5, vs. Charlotte (Nov. 21, 2014)

FIELD GOAL ATTEMPTS

Career: 13, 2x, last vs. Texas A&M (March 2, 2013)
 Season: 8, twice, last vs. Charlotte (Nov. 21, 2014)

3-POINT FIELD GOALS

Career: 2, 3x, last vs. Longwood (Nov. 9, 2013)
 Season: 1, vs. Charlotte (Nov. 21, 2014)

3-POINT FIELD GOAL ATTEMPTS

Career: 5, vs. Longwood (Nov. 9, 2013)
 Season: 2, vs. Charlotte (Nov. 21, 2014)

FREE THROWS

Career: 9, vs. LSU (Jan. 16, 2013)
 Season: 4, twice, last vs. Baylor (Nov. 18, 2014)

FREE THROW ATTEMPTS

Career: 10, vs. LSU (Jan. 16, 2013)
 Season: 6, vs. North Florida (Nov. 14, 2014)

REBOUNDS

Career: 15, vs. Milwaukee (Nov. 1, 2012)
 Season: 6, vs. Baylor (Nov. 18, 2014)

ASSISTS

Career: 5, vs. Auburn (Jan. 12, 2013)
 Season: 2, vs. North Florida (Nov. 14, 2014)

BLOCKS

Career: 4, twice, last vs. Alabama (Feb. 15, 2014)
 Season: 2, twice, last vs. Charlotte (Nov. 21, 2014)

STEALS

Career: 4, at Texas A&M (Jan. 15, 2014)
 Season: 1, vs. North Florida (Nov. 14, 2014)

MINUTES PLAYED

Career: 36, vs. LSU (Jan. 16, 2013)
 Season: 27, vs. Baylor (Nov. 18, 2014)

2014-15

Opponent	Date	GS	Min	FG-FGA	Pct	3FG-FGA	Pct	FT-FTA	Pct	Off	Def	Tot	Avg	PF	FO	A	TO	Blk	Stl	Pts	Avg
North Florida	11/14/14	*	17	2-4	.500	0-0	.000	4-6	.667	2	1	3	3.0	1	0	2	1	1	1	8	8.0
Baylor	11/18/14	*	27	3-8	.375	0-1	.000	4-4	1.000	2	4	6	4.5	5	1	1	1	0	0	10	9.0
vs. Cornell	11/20/14	*	17	2-3	.667	1-1	1.000	0-0	.000	0	4	4	4.3	2	0	0	2	2	0	5	7.7
vs. Charlotte	11/21/14	*	20	5-8	.625	1-2	.500	0-0	.000	0	2	2	3.8	2	0	0	1	2	0	11	8.5
vs. Akron	11/23/14																				
UNC Asheville	11/26/14																				
at Marshall	12/1/14																				
Oklahoma State	12/6/14																				
Clemson	12/19/14																				
Coker	12/21/14																				
NA&T	12/30/14																				
vs. Iowa State	1/3/15																				
Florida	1/7/15																				
at Ole Miss	1/10/15																				
Alabama	1/13/15																				
at Auburn	1/17/15																				
Tennessee	1/20/15																				
Kentucky	1/24/15																				
at LSU	1/28/15																				
Georgia	1/31/15																				
at Arkansas	2/3/15																				
at Vanderbilt	2/7/15																				
Missouri	2/10/15																				
at Kentucky	2/14/15																				
at Georgia	2/17/15																				
Texas A&M	2/21/15																				
at Alabama	2/24/15																				
Mississippi State	2/28/15																				
Arkansas	3/5/15																				
at Tennessee	3/7/15																				

CAREER STATISTICS

Season	GP-GS	Min	Avg	FG	FGA	Pct	3FG	3FGA	Pct	FT	FTA	Pct	Off	Def	Tot	Avg	PF	FO	Ast	TO	Blk	Stl	Pts	Avg
2012-13	27-22	572	21.2	89	201	.443	7	20	.350	83	112	.741	80	115	195	7.2	85	5	17	51	17	9	268	9.9
2013-14	33-20	649	19.7	64	169	.379	7	30	.233	63	100	.630	76	110	186	5.6	87	1	17	38	32	26	198	6.0
2014-15	4-4	81	20.3	12	23	.522	2	4	.500	8	10	.800	4	11	15	4.3	10	1	3	5	5	1	34	8.5
Totals	64-46	1302	20.3	165	393	.420	16	54	.296	154	222	.694	160	236	396	6.2	182	7	37	94	54	36	500	7.8

CAREER SEC STATISTICS

Season	GP-GS	Min	Avg	FG	FGA	Pct	3FG	3FGA	Pct	FT	FTA	Pct	Off	Def	Tot	Avg	PF	FO	Ast	TO	Blk	Stl	Pts	Avg
2013	18-15	394	21.9	59	139	.424	5	15	.333	53	74	.716	54	77	131	7.3	57	4	11	32	8	8	176	9.8
2014	18-14	395	21.9	34	90	.378	3	13	.231	32	55	.582	49	69	118	6.6	52	1	9	18	19	16	103	5.7
Totals	36-29	789	21.9	93	229	.406	8	28	.286	85	129	.659	103	146	249	6.9	109	5	19	50	27	24	279	7.8



#14 - LAIMONAS CHATKEVICIUS

JUNIOR | FORWARD | 6'11" | 251 | 2 LETTERS

KLAIPEDA, LITHUANIA/SOUTH KENT SCHOOL (CONN.)

SEASON NOTABLES

- Posted a double-double with 10 points and 12 rebounds in exhib. vs. Benedict
- Scored 11 points in just 17 minutes against North Florida, hitting 4-6 field goals and 3-4 free throws
- Pulled down six rebounds in 14 minutes against Baylor
- Scored eight points with seven rebounds and two blocks against Cornell
- Matched a career high with three blocks against Charlotte

CHATKEVICIUS' SUPERLATIVES

POINTS

Career: 16, vs. Arkansas (March 13, 2014)

Season: 11, vs. North Florida (Nov. 14, 2014)

FIELD GOALS

Career: 6, vs. Ole Miss (Jan. 18, 2014)

Season: 4, twice, last vs. Cornell (Nov. 20, 2014)

FIELD GOAL ATTEMPTS

Career: 11, vs. Florida (March 4, 2014)

Season: 7, vs. Cornell (Nov. 20, 2014)

3-POINT FIELD GOALS

Career: 1, 3x, last vs. Vandy (March 9, 2013)

Season:

3-POINT FIELD GOAL ATTEMPTS

Career: 2, twice, last vs. Miss. State (March 13, 2013)

Season:

FREE THROWS

Career: 8, vs. Arkansas (March 13, 2014)

Season: 3, vs. North Florida (Nov. 14, 2014)

FREE THROW ATTEMPTS

Career: 10, vs. Arkansas (March 13, 2014)

Season: 4, vs. North Florida (Nov. 14, 2014)

REBOUNDS

Career: 10, vs. Georgia (Feb. 23, 2013)

Season: 7, vs. Cornell (Nov. 20, 2014)

ASSISTS

Career: 4, vs. Jacksonville (Dec. 7, 2012)

Season: 1, vs. Cornell (Nov. 20, 2014)

BLOCKS

Career: 3, twice, last vs. Charlotte (Nov. 21, 2014)

Season: 3, vs. Charlotte (Nov. 21, 2014)

STEALS

Career: 3, at Tennessee (Feb. 8, 2014)

Season:

MINUTES PLAYED

Career: 34, vs. Georgia (Feb. 23, 2013)

Season: 24, vs. Charlotte (Nov. 21, 2014)

2014-15

Opponent	Date	GS	Min	FG-FGA	Pct	3FG-FGA	Pct	FT-FTA	Pct	Off	Def	Tot	Avg	PF	FO	A	TO	Blk	Stl	Pts	Avg
North Florida	11/14/14	17	4-6	.667	0-0	.000	3-4	.750	1	3	4	4.0	1	0	0	2	0	0	11	11.0	
Baylor	11/18/14	14	1-2	.500	0-0	.000	2-2	1.000	1	5	6	5.0	0	0	0	1	0	0	4	7.5	
vs. Cornell	11/20/14	20	4-7	.571	0-0	.000	0-0	.000	1	6	7	5.7	0	0	1	1	2	0	8	7.7	
vs. Charlotte	11/21/14	24	2-4	.500	0-0	.000	0-0	.000	1	6	7	6.0	1	0	1	2	3	0	4	6.8	
vs. Akron	11/23/14																				
UNC Asheville	11/26/14																				
at Marshall	12/1/14																				
Oklahoma State	12/6/14																				
Clemson	12/19/14																				
Coker	12/21/14																				
NA&T	12/30/14																				
vs. Iowa State	1/3/15																				
Florida	1/7/15																				
at Ole Miss	1/10/15																				
Alabama	1/13/15																				
at Auburn	1/17/15																				
Tennessee	1/20/15																				
Kentucky	1/24/15																				
at LSU	1/28/15																				
Georgia	1/31/15																				
at Arkansas	2/3/15																				
at Vanderbilt	2/7/15																				
Missouri	2/10/15																				
at Kentucky	2/14/15																				
at Georgia	2/17/15																				
Texas A&M	2/21/15																				
at Alabama	2/24/15																				
Mississippi State	2/28/15																				
Arkansas	3/5/15																				
at Tennessee	3/7/15																				

CAREER STATISTICS

Season	GP-GS	Min	Avg	FG	FGA	Pct	3FG	3FGA	Pct	FT	FTA	Pct	Off	Def	Tot	Avg	PF	FO	Ast	TO	Blk	Stl	Pts	Avg
2012-13	23-10	304	13.2	38	85	.447	3	10	.300	22	36	.611	28	46	74	3.2	42	1	12	32	13	3	101	4.4
2013-14	33-1	426	12.9	65	121	.537	0	1	.000	29	42	.690	40	94	134	4.1	78	2	13	32	20	13	159	4.8
2014-15	4-0	75	18.8	11	19	.579	0	0	.000	5	6	.833	4	20	24	6.0	2	0	2	6	5	0	27	6.8
Totals	60-11	805	13.4	114	225	.507	3	11	.273	56	84	.667	72	160	232	3.9	122	3	27	70	38	16	287	4.8

CAREER SEC STATISTICS

Season	GP-GS	Min	Avg	FG	FGA	Pct	3FG	3FGA	Pct	FT	FTA	Pct	Off	Def	Tot	Avg	PF	FO	Ast	TO	Blk	Stl	Pts	Avg
2013	15-10	213	14.2	23	59	.390	2	7	.286	19	28	.679	17	35	52	3.5	30	1	5	22	11	2	67	4.5
2014	18-1	241	13.4	36	64	.563	0	1	.000	10	17	.588	19	53	72	4.0	51	2	9	22	12	9	82	4.6
Totals	33-11	454	13.8	59	123	.480	2	8	.250	29	45	.644	36	88	124	3.8	81	3	14	44	23	11	149	4.5



#25 - MINDAUGAS KACINAS

JUNIOR | FORWARD | 6'7" | 227 | 2 LETTERS

KLAIPEDA, LITHUANIA/WORD OF LIFE FIRE TRADITIONAL SCHOOL

SEASON NOTABLES

- Scored eight points and pulled down seven rebounds in exhib. win vs. Benedict
- Came just a point shy of a double-double, pulling down 11 rebounds with nine points against North Florida
- Led the team to a win over Cornell with 10 points and 11 rebounds, including seven offensive boards
- Went a perfect 5-5 from the floor to score 11 points against Charlotte, adding five offensive rebounds

KACINAS' SUPERLATIVES

POINTS

Career: 18, vs. Rider (Nov. 19, 2012)
Season: 10, vs. Cornell (Nov. 20, 2014)

FIELD GOALS

Career: 8, vs. Rider (Nov. 19, 2012)
Season: 5, vs. Charlotte (Nov. 21, 2014)

FIELD GOAL ATTEMPTS

Career: 11, 3x, last at Clemson (Nov. 13, 2013)
Season: 8, vs. Cornell (Nov. 20, 2014)

3-POINT FIELD GOALS

Career: 1, 4x, last vs. North Florida (Nov. 14, 2014)
Season: 1, vs. North Florida (Nov. 14, 2014)

3-POINT FIELD GOAL ATTEMPTS

Career: 3, 3x, last vs. Tenn. (March 14, 2014)
Season: 2, vs. North Florida (Nov. 14, 2014)

FREE THROWS

Career: 6, twice, last vs. Auburn (March 12, 2014)
Season: 4, twice, last vs. Cornell (Nov. 20, 2014)

FREE THROW ATTEMPTS

Career: 8, twice, last vs. Auburn (March 12, 2014)
Season: 5, vs. North Florida (Nov. 14, 2014)

REBOUNDS

Career: 14, vs. Longwood (Nov. 9, 2013)
Season: 11, twice, last vs. Cornell (Nov. 20, 2014)

ASSISTS

Career: 3, 3x, last vs. Auburn (March 12, 2014)
Season: 1, vs. Cornell (Nov. 20, 2014)

BLOCKS

Career: 3, vs. Appalachian State (Dec. 19, 2012)
Season: 1, vs. Charlotte (Nov. 21, 2014)

STEALS

Career: 2, 10x, last vs. Cornell (Nov. 20, 2014)
Season: 2, vs. Cornell (Nov. 20, 2014)

MINUTES PLAYED

Career: 36, 3x, last vs. Florida (March 4, 2014)
Season: 26, vs. Cornell (Nov. 20, 2014)

2014-15

Opponent	Date	GS	Min	FG-FGA	Pct	3FG-FGA	Pct	FT-FTA	Pct	Off	Def	Tot	Avg	PF	FO	A	TO	Blk	Stl	Pts	Avg
North Florida	11/14/14	25	2-5	.400	1-2	.500	4-5	.800	2	9	11	11.0	4	0	0	1	0	0	0	9	9.0
Baylor	11/18/14	15	0-2	.000	0-0	.000	0-0	.000	1	1	2	6.5	0	0	0	1	0	0	0	0	4.5
vs. Cornell	11/20/14	26	3-8	.375	0-0	.000	4-4	1.000	7	4	11	8.0	1	0	1	1	0	2	10	6.3	
vs. Charlotte	11/21/14	23	5-5	1.000	0-0	.000	1-1	1.000	5	1	6	7.5	4	0	0	1	1	0	11	7.5	
vs. Akron	11/23/14																				
UNC Asheville	11/26/14																				
at Marshall	12/1/14																				
Oklahoma State	12/6/14																				
Clemson	12/19/14																				
Coker	12/21/14																				
NA&T	12/30/14																				
vs. Iowa State	1/3/15																				
Florida	1/7/15																				
at Ole Miss	1/10/15																				
Alabama	1/13/15																				
at Auburn	1/17/15																				
Tennessee	1/20/15																				
Kentucky	1/24/15																				
at LSU	1/28/15																				
Georgia	1/31/15																				
at Arkansas	2/3/15																				
at Vanderbilt	2/7/15																				
Missouri	2/10/15																				
at Kentucky	2/14/15																				
at Georgia	2/17/15																				
Texas A&M	2/21/15																				
at Alabama	2/24/15																				
Mississippi State	2/28/15																				
Arkansas	3/5/15																				
at Tennessee	3/7/15																				

CAREER STATISTICS

Season	GP-GS	Min	Avg	FG	FGA	Pct	3FG	3FGA	Pct	FT	FTA	Pct	Off	Def	Tot	Avg	PF	FO	Ast	TO	Blk	Stl	Pts	Avg
2012-13	31-9	606	19.5	57	110	.518	4	20	.200	34	50	.680	50	66	116	3.7	67	1	21	46	15	10	152	4.9
2013-14	34-27	818	24.1	70	126	.556	0	2	.000	50	77	.649	80	95	175	5.1	103	4	12	53	21	31	190	5.6
2014-15	4-0	89	22.3	10	20	.500	1	2	.500	9	10	.900	15	15	30	7.5	9	0	1	4	1	2	30	7.5
Totals	69-36	1513	21.9	137	256	.535	5	24	.208	93	137	.679	145	176	321	4.7	179	5	34	103	37	43	372	5.4

CAREER SEC STATISTICS

Season	GP-GS	Min	Avg	FG	FGA	Pct	3FG	3FGA	Pct	FT	FTA	Pct	Off	Def	Tot	Avg	PF	FO	Ast	TO	Blk	Stl	Pts	Avg
2013	17-4	255	15.0	16	40	.400	1	7	.143	11	16	.688	14	27	41	2.4	32	0	7	18	2	4	44	2.6
2014	18-11	382	21.2	34	57	.596	0	0	.000	24	36	.667	38	38	76	4.2	58	2	2	23	13	20	92	5.1
Totals	35-15	637	18.2	50	97	.515	1	7	.143	35	52	.673	52	65	117	3.3	90	2	9	41	15	24	136	3.9



#35 - BRIAN STEELE

JUNIOR | FORWARD | 6'5" | 194 | 2 LETTERS

GREENVILLE, S.C./WADE HAMPTON SCHOOL

SEASON NOTABLES

- Suffered a knee injury prior to the start of preseason, but is available for the first game of the year
- Hit a pair of threes in 15 minutes of action against North Florida

STEELE'S SUPERLATIVES

POINTS

Career: 8, vs. Georgia (Feb. 22, 2014)
 Season: 6, vs. North Florida (Nov. 14, 2014)

FIELD GOALS

Career: 3, at Tennessee (Feb. 8, 2014)
 Season: 2, vs. North Florida (Nov. 14, 2014)

FIELD GOAL ATTEMPTS

Career: 7, 3x, last vs. Cornell (Nov. 20, 2014)
 Season: 4, vs. North Florida (Nov. 14, 2014)

3-POINT FIELD GOALS

Career: 2, 3x, last vs. North Florida (Nov. 14, 2014)
 Season: 2, vs. North Florida (Nov. 14, 2014)

3-POINT FIELD GOAL ATTEMPTS

Career: 5, twice, last vs. Georgia (Feb. 22, 2014)
 Season: 4, vs. North Florida (Nov. 14, 2014)

FREE THROWS

Career: 2, twice, last vs. Georgia (Feb. 22, 2014)
 Season:

FREE THROW ATTEMPTS

Career: 2, 3x, last vs. Georgia (Feb. 22, 2014)
 Season:

REBOUNDS

Career: 7, vs. Miss. State (March 13, 2013)
 Season: 3, vs. Cornell (Nov. 20, 2014)

ASSISTS

Career: 3, twice, last at Auburn (Feb. 26, 2014)
 Season: 2, vs. Cornell (Nov. 20, 2014)

BLOCKS

Career:
 Season:

STEALS

Career: 2, vs. Texas A&M (Jan. 29, 2014)
 Season: 1, twice, last vs. Charlotte (Nov. 21, 2014)

MINUTES PLAYED

Career: 26, at Tennessee (Feb. 8, 2014)
 Season: 16, vs. Cornell (Nov. 20, 2014)

2014-15

Opponent	Date	GS	Min	FG-FGA	Pct	3FG-FGA	Pct	FT-FTA	Pct	Off	Def	Tot	Avg	PF	FO	A	TO	Blk	Stl	Pts	Avg
North Florida	11/14/14	15	2-4	.500	2-4	.500	0-0	.000	0	2	2	2.0	0	0	0	0	0	0	0	6	6.0
Baylor	11/18/14	8	0-2	.000	0-2	.000	0-0	.000	0	0	0	1.0	1	0	0	0	0	0	0	0	3.0
vs. Cornell	11/20/14	16	1-7	.143	1-4	.250	0-0	.000	0	3	3	1.7	1	0	2	1	0	1	3	3.0	
vs. Charlotte	11/21/14	8	0-1	.000	0-0	.000	0-0	.000	0	2	2	1.8	1	0	0	0	0	0	1	0	2.3
vs. Akron	11/23/14																				
UNC Asheville	11/26/14																				
at Marshall	12/1/14																				
Oklahoma State	12/6/14																				
Clemson	12/19/14																				
Coker	12/21/14																				
NA&T	12/30/14																				
vs. Iowa State	1/3/15																				
Florida	1/7/15																				
at Ole Miss	1/10/15																				
Alabama	1/13/15																				
at Auburn	1/17/15																				
Tennessee	1/20/15																				
Kentucky	1/24/15																				
at LSU	1/28/15																				
Georgia	1/31/15																				
at Arkansas	2/3/15																				
at Vanderbilt	2/7/15																				
Missouri	2/10/15																				
at Kentucky	2/14/15																				
at Georgia	2/17/15																				
Texas A&M	2/21/15																				
at Alabama	2/24/15																				
Mississippi State	2/28/15																				
Arkansas	3/5/15																				
at Tennessee	3/7/15																				

CAREER STATISTICS

Season	GP-GS	Min	Avg	FG	FGA	Pct	3FG	3FGA	Pct	FT	FTA	Pct	Off	Def	Tot	Avg	PF	FO	Ast	TO	Blk	Stl	Pts	Avg
2012-13	7-4	79	11.3	5	19	.263	4	14	.286	2	3	.667	4	11	15	2.1	12	1	8	5	0	3	16	2.3
2013-14	22-0	218	9.9	18	44	.409	10	27	.370	2	5	.400	7	17	24	1.1	30	1	11	8	0	5	48	2.2
2014-15	4-0	47	11.8	3	14	.214	3	11	.273	0	0	.000	0	7	7	1.8	3	0	2	2	0	2	9	2.3
Totals	33-4	344	10.4	26	77	.338	17	52	.327	4	8	.500	11	35	46	1.4	45	2	21	15	0	10	73	2.2

CAREER SEC STATISTICS

Season	GP-GS	Min	Avg	FG	FGA	Pct	3FG	3FGA	Pct	FT	FTA	Pct	Off	Def	Tot	Avg	PF	FO	Ast	TO	Blk	Stl	Pts	Avg
2013	4-3	56	14.0	4	11	.364	4	10	.400	0	0	.000	1	6	7	1.8	10	1	6	2	0	2	12	3.0
2014	13-0	124	9.5	14	35	.400	7	21	.333	2	5	.400	4	12	16	1.2	18	0	8	4	0	5	37	2.8
Totals	17-3	180	10.6	18	46	.391	11	31	.355	2	5	.400	5	18	23	1.4	28	1	14	6	0	7	49	2.9



#21 - DEMETRIUS HENRY

SOPHOMORE | FORWARD | 6'9" | 226 | 1 LETTER

MIAMI, FLA./FAITH BAPTIST CHRISTIAN SCHOOL

SEASON NOTABLES

- Scored 15 points and collected seven rebounds in exhib. win vs. Benedict
- Led the team in scoring with 12 points in 20 minutes against North Florida
- Pulled down eight rebounds against Baylor

HENRY'S SUPERLATIVES

POINTS

Career: 14, vs. FIU (Nov. 24, 2013)
 Season: 12, vs. North Florida (Nov. 14, 2014)

FIELD GOALS

Career: 7, vs. FIU (Nov. 24, 2013)
 Season: 6, vs. North Florida (Nov. 14, 2014)

FIELD GOAL ATTEMPTS

Career: 11, vs. SC State (Jan. 3, 2014)
 Season: 9, vs. North Florida (Nov. 14, 2014)

3-POINT FIELD GOALS

Career:
 Season:

3-POINT FIELD GOAL ATTEMPTS

Career: 1, vs. Arkansas (March 13, 2014)
 Season:

FREE THROWS

Career: 2, twice, last at Ole Miss (Feb. 1, 2014)
 Season: 2, vs. Baylor (Nov. 18, 2014)

FREE THROW ATTEMPTS

Career: 4, 3x, last at Ole Miss (Feb. 1, 2014)
 Season: 2, vs. Baylor (Nov. 18, 2014)

REBOUNDS

Career: 11, vs. SC State (Jan. 3, 2014)
 Season: 8, vs. Baylor (Nov. 18, 2014)

ASSISTS

Career: 3, at Mississippi State (March 8, 2014)
 Season: 1, vs. Baylor (Nov. 18, 2014)

BLOCKS

Career: 2, 6x, last vs. Vanderbilt (Feb. 13, 2014)
 Season: 1, twice, last vs. Baylor (Nov. 18, 2014)

STEALS

Career: 2, 3x, at Arkansas (Feb. 19, 2014)
 Season:

MINUTES PLAYED

Career: 32, vs. SC State (Jan. 3, 2014)
 Season: 25, vs. Baylor (Nov. 18, 2014)

2014-15

Opponent	Date	GS	Min	FG-FGA	Pct	3FG-FGA	Pct	FT-FTA	Pct	Off	Def	Tot	Avg	PF	FO	A	TO	Blk	Stl	Pts	Avg
North Florida	11/14/14	*	20	6-9	.667	0-0	.000	0-0	.000	0	2	2	2.0	5	1	0	2	1	0	12	12.0
Baylor	11/18/14	*	25	1-4	.250	0-0	.000	2-2	1.000	5	3	8	5.0	4	0	1	0	1	0	4	8.0
vs. Cornell	11/20/14	*	13	1-3	.333	0-0	.000	0-0	.000	1	0	1	3.7	3	0	0	1	0	0	2	6.0
vs. Charlotte	11/21/14	*	13	2-2	1.000	0-0	.000	0-0	.000	0	1	1	3.0	4	0	0	1	0	0	4	5.5
vs. Akron	11/23/14																				
UNC Asheville	11/26/14																				
at Marshall	12/1/14																				
Oklahoma State	12/6/14																				
Clemson	12/19/14																				
Coker	12/21/14																				
NA&T	12/30/14																				
vs. Iowa State	1/3/15																				
Florida	1/7/15																				
at Ole Miss	1/10/15																				
Alabama	1/13/15																				
at Auburn	1/17/15																				
Tennessee	1/20/15																				
Kentucky	1/24/15																				
at LSU	1/28/15																				
Georgia	1/31/15																				
at Arkansas	2/3/15																				
at Vanderbilt	2/7/15																				
Missouri	2/10/15																				
at Kentucky	2/14/15																				
at Georgia	2/17/15																				
Texas A&M	2/21/15																				
at Alabama	2/24/15																				
Mississippi State	2/28/15																				
Arkansas	3/5/15																				
at Tennessee	3/7/15																				

CAREER STATISTICS

Season	GP-GS	Min	Avg	FG	FGA	Pct	3FG	3FGA	Pct	FT	FTA	Pct	Off	Def	Tot	Avg	PF	FO	Ast	TO	Blk	Stl	Pts	Avg
2013-14	34-29	611	18.0	63	152	.414	0	1	.000	9	37	.243	55	59	114	3.4	118	6	13	28	20	16	135	4.0
2014-15	4-4	71	17.8	10	18	.556	0	0	.000	2	2	1.000	6	6	12	3.0	16	1	1	4	2	0	22	5.5
Totals	38-33	682	17.9	73	170	.429	0	1	.000	11	39	.282	61	65	126	3.3	134	7	14	32	22	16	157	4.1

CAREER SEC STATISTICS

Season	GP-GS	Min	Avg	FG	FGA	Pct	3FG	3FGA	Pct	FT	FTA	Pct	Off	Def	Tot	Avg	PF	FO	Ast	TO	Blk	Stl	Pts	Avg
2014	18-13	278	15.4	16	53	.302	0	0	.000	4	17	.235	23	18	41	2.3	58	1	9	11	9	9	36	2.0



#20 - JUSTIN MCKIE

SOPHOMORE | GUARD | 6'4" | 195 | 1 LETTER

COLUMBIA, S.C./IRMO

SEASON NOTABLES

- Suffered a concussion during the preseason and was unavailable for the exhib. vs. Benedict
- Hit a career-high three free throws in eight minutes of the season opener against North Florida
- Made both free throws and a pair of threes in a perfect shooting day, scoring a career-high eight points versus Cornell

MCKIE'S SUPERLATIVES

POINTS

Career: 8, vs. Cornell (Nov. 20, 2014)

Season: 8, vs. Cornell (Nov. 20, 2014)

FIELD GOALS

Career: 2, vs. Cornell (Nov. 20, 2014)

Season: 2, vs. Cornell (Nov. 20, 2014)

FIELD GOAL ATTEMPTS

Career: 3, 3x, last vs. North Florida (Nov. 14, 2014)

Season: 3, vs. North Florida (Nov. 14, 2014)

3-POINT FIELD GOALS

Career: 2, vs. Cornell (Nov. 20, 2014)

Season: 2, vs. Cornell (Nov. 20, 2014)

3-POINT FIELD GOAL ATTEMPTS

Career: 2, twice, last vs. Cornell (Nov. 20, 2014)

Season: 2, twice, last vs. Cornell (Nov. 20, 2014)

FREE THROWS

Career: 3, vs. North Florida (Nov. 14, 2014)

Season: 3, vs. North Florida (Nov. 14, 2014)

FREE THROW ATTEMPTS

Career: 4, vs. North Florida (Nov. 14, 2014)

Season: 4, vs. North Florida (Nov. 14, 2014)

REBOUNDS

Career: 4, twice, last vs. Texas A&M (Jan. 29, 2014)

Season: 3, vs. Cornell (Nov. 20, 2014)

ASSISTS

Career: 2, twice, last at Ole Miss (Feb. 1, 2014)

Season: 1, vs. Charlotte (Nov. 21, 2014)

BLOCKS

Career:

Season:

STEALS

Career: 1, 3x, last vs. Florida (March 4, 2014)

Season:

MINUTES PLAYED

Career: 15, vs. Texas A&M (Jan. 29, 2014)

Season: 8, twice, last vs. Cornell (Nov. 20, 2014)

2014-15

Opponent	Date	GS	Min	FG-FGA	Pct	3FG-FGA	Pct	FT-FTA	Pct	Off	Def	Tot	Avg	PF	FO	A	TO	Blk	Stl	Pts	Avg
North Florida	11/14/14		8	0-3	.000	0-2	.000	3-4	.750	0	0	0	0.0	2	0	0	0	0	0	3	3.0
Baylor	11/18/14																				
vs. Cornell	11/20/14		8	2-2	1.000	2-2	1.000	2-2	1.000	1	2	3	1.5	1	0	0	0	0	0	8	5.5
vs. Charlotte	11/21/14		3	0-1	.000	0-1	.000	0-0	.000	1	0	1	1.3	0	0	1	0	0	0	0	3.7
vs. Akron	11/23/14																				
UNC Asheville	11/26/14																				
at Marshall	12/1/14																				
Oklahoma State	12/6/14																				
Clemson	12/19/14																				
Coker	12/21/14																				
NA&T	12/30/14																				
vs. Iowa State	1/3/15																				
Florida	1/7/15																				
at Ole Miss	1/10/15																				
Alabama	1/13/15																				
at Auburn	1/17/15																				
Tennessee	1/20/15																				
Kentucky	1/24/15																				
at LSU	1/28/15																				
Georgia	1/31/15																				
at Arkansas	2/3/15																				
at Vanderbilt	2/7/15																				
Missouri	2/10/15																				
at Kentucky	2/14/15																				
at Georgia	2/17/15																				
Texas A&M	2/21/15																				
at Alabama	2/24/15																				
Mississippi State	2/28/15																				
Arkansas	3/5/15																				
at Tennessee	3/7/15																				

CAREER STATISTICS

Season	GP-GS	Min	Avg	FG	FGA	Pct	3FG	3FGA	Pct	FT	FTA	Pct	Off	Def	Tot	Avg	PF	FO	Ast	TO	Blk	Stl	Pts	Avg
2013-14	17-0	80	4.7	3	17	.176	1	8	.125	2	4	.500	4	12	16	0.9	8	0	5	5	0	3	9	0.5
2014-15	3-0	19	6.3	2	6	.333	2	5	.500	5	6	.833	1	2	4	1.3	3	0	1	0	0	0	11	3.7
Totals	20-0	99	5.0	5	23	.217	3	13	.231	7	10	.700	6	14	20	1.0	11	0	6	5	0	3	20	1.0

CAREER SEC STATISTICS

Season	GP-GS	Min	Avg	FG	FGA	Pct	3FG	3FGA	Pct	FT	FTA	Pct	Off	Def	Tot	Avg	PF	FO	Ast	TO	Blk	Stl	Pts	Avg
2014	9-0	56	6.2	2	11	.182	1	5	.200	0	0	.000	1	9	10	1.1	7	0	5	5	0	2	5	0.6



#10 - DUANE NOTICE

SOPHOMORE | GUARD | 6'2" | 212 | 1 LETTER

WOODBIDGE, ONTARIO, CANADA/ST. THOMAS MORE (OAKDALE, CONN.)

SEASON NOTABLES

- Dished a team best nine assists and scored 10 points in exhib. win vs. Benedict
- Put together a stacked score line of eight points, four rebounds and five assists vs. North Florida
- Played 35 minutes, committing just one turnover with five assists and nine points against Charlotte

NOTICE'S SUPERLATIVES

POINTS

Career: 23 vs. Auburn (March 12, 2014)

Season: 9, vs. Charlotte (Nov. 21, 2014)

FIELD GOALS

Career: 7, twice, last vs. Auburn (March 12, 2014)

Season: 3, vs. Charlotte (Nov. 21, 2014)

FIELD GOAL ATTEMPTS

Career: 16, vs. Auburn (March 12, 2014)

Season: 10, vs. Charlotte (Nov. 21, 2014)

3-POINT FIELD GOALS

Career: 4, vs. Auburn (March 12, 2014)

Season: 1, twice, last vs. Charlotte (Nov. 21, 2014)

3-POINT FIELD GOAL ATTEMPTS

Career: 4, 3x, last vs. Auburn (March 12, 2014)

Season: 4, vs. Charlotte (Nov. 21, 2014)

FREE THROWS

Career: 7, at Arkansas (Feb. 19, 2014)

Season: 4, vs. Cornell (Nov. 20, 2014)

FREE THROW ATTEMPTS

Career: 10, at Georgia (Jan. 22, 2014)

Season: 5, vs. Cornell (Nov. 20, 2014)

REBOUNDS

Career: 8, vs. Auburn (March 12, 2014)

Season: 4, vs. North Florida (Nov. 14, 2014)

ASSISTS

Career: 8, vs. SC State (Jan. 3, 2014)

Season: 5, twice, last vs. Charlotte (Nov. 21, 2014)

BLOCKS

Career: 1, 4x, last vs. Tennessee (March 14, 2014)

Season:

STEALS

Career: 2, twice, last at Miss. State (March 8, 2014)

Season: 1, 3x, last vs. Charlotte (Nov. 21, 2014)

MINUTES PLAYED

Career: 37, vs. Vanderbilt (Feb. 13, 2014)

Season: 35, vs. Charlotte (Nov. 21, 2014)

2014-15

Opponent	Date	GS	Min	FG-FGA	Pct	3FG-FGA	Pct	FT-FTA	Pct	Off	Def	Tot	Avg	PF	FO	A	TO	Blk	Stl	Pts	Avg
North Florida	11/14/14	*	21	2-5	.400	1-1	1.000	3-4	.750	0	4	4	4.0	1	0	5	1	0	1	8	8.0
Baylor	11/18/14	*	15	0-2	.000	0-0	.000	0-0	.000	0	0	0	2.0	3	0	0	1	0	1	0	4.0
vs. Cornell	11/20/14	*	23	1-4	.250	0-1	.000	4-5	.800	0	1	1	1.7	1	0	4	1	0	0	6	4.7
vs. Charlotte	11/21/14	*	35	3-10	.300	1-4	.250	2-2	1.000	1	2	3	2.0	1	0	5	1	0	1	9	5.8
vs. Akron	11/23/14																				
UNC Asheville	11/26/14																				
at Marshall	12/1/14																				
Oklahoma State	12/6/14																				
Clemson	12/19/14																				
Coker	12/21/14																				
NA&T	12/30/14																				
vs. Iowa State	1/3/15																				
Florida	1/7/15																				
at Ole Miss	1/10/15																				
Alabama	1/13/15																				
at Auburn	1/17/15																				
Tennessee	1/20/15																				
Kentucky	1/24/15																				
at LSU	1/28/15																				
Georgia	1/31/15																				
at Arkansas	2/3/15																				
at Vanderbilt	2/7/15																				
Missouri	2/10/15																				
at Kentucky	2/14/15																				
at Georgia	2/17/15																				
Texas A&M	2/21/15																				
at Alabama	2/24/15																				
Mississippi State	2/28/15																				
Arkansas	3/5/15																				
at Tennessee	3/7/15																				

CAREER STATISTICS

Season	GP-GS	Min	Avg	FG	FGA	Pct	3FG	3FGA	Pct	FT	FTA	Pct	Off	Def	Tot	Avg	PF	FO	Ast	TO	Blk	Stl	Pts	Avg
2013-14	34-22	856	25.2	90	237	.380	21	58	.362	78	116	.672	35	64	99	2.9	72	2	99	89	4	20	279	8.2
2014-15	4-4	94	23.5	6	21	.286	2	6	.333	9	11	.818	1	7	8	2.0	6	0	14	4	0	3	23	5.8
Totals	38-26	950	25.0	96	258	.372	23	64	.359	87	127	.685	36	71	107	2.8	78	2	113	93	4	23	302	7.9

CAREER SEC STATISTICS

Season	GP-GS	Min	Avg	FG	FGA	Pct	3FG	3FGA	Pct	FT	FTA	Pct	Off	Def	Tot	Avg	PF	FO	Ast	TO	Blk	Stl	Pts	Avg
2014	18-14	516	28.7	48	133	.361	8	30	.267	46	71	.648	19	34	53	2.9	41	1	50	58	1	11	150	8.3



#15 - REGGIE THEUS JR.

SOPHOMORE | FORWARD | 6'6" | 221 | 1 LETTER

LOS ANGELES, CALIF./FAIRFAX

SEASON NOTABLES

- Scored two points in exhib. win vs. Benedict
- Played four minutes in the season opener against North Florida, picking up one steal

THEUS JR.'S SUPERLATIVES

POINTS

Career: 3, vs. Marshall (Dec. 30, 2013)

Season:

FIELD GOALS

Career: 1, twice, last vs. Marshall (Dec. 30, 2013)

Season:

FIELD GOAL ATTEMPTS

Career: 2, twice, last vs. Marshall (Dec. 30, 2013)

Season:

3-POINT FIELD GOALS

Career:-

Season:

3-POINT FIELD GOAL ATTEMPTS

Career:

Season:

FREE THROWS

Career: 1, 3x, vs. Florida (March 4, 2014)

Season:

FREE THROW ATTEMPTS

Career: 4, vs. Marshall (Dec. 30, 2013)

Season:

REBOUNDS

Career: 3, vs. Marshall (Dec. 30, 2013)

Season:

ASSISTS

Career: 1, twice, last at Georgia (Jan. 22, 2014)

Season:

BLOCKS

Career:-

Season:

STEALS

Career: 1, 3x, last vs. North Florida (Nov. 14, 2014)

Season: 1, twice, last vs. Cornell (Nov. 20, 2014)

MINUTES PLAYED

Career: 13, at Georgia (Jan. 22, 2014)

Season: 4, twice, last vs. Cornell (Nov. 20, 2014)

2014-15

Opponent	Date	GS	Min	FG-FGA	Pct	3FG-FGA	Pct	FT-FTA	Pct	Off	Def	Tot	Avg	PF	FO	A	TO	Blk	Stl	Pts	Avg
North Florida	11/14/14	4	0-0	.000	0-0	.000	0-0	.000	0	0	0	0.0	1	0	0	0	0	0	1	0	0.0
Baylor	11/18/14																				
vs. Cornell	11/20/14	4	0-0	.000	0-0	.000	0-0	.000	0	0	0	0.0	0	0	0	0	0	0	1	0	0.0
vs. Charlotte	11/21/14	0+	0-0	.000	0-0	.000	0-0	.000	0	0	0	0.0	0	0	0	0	0	0	0	0	0.0
vs. Akron	11/23/14																				
UNC Asheville	11/26/14																				
at Marshall	12/1/14																				
Oklahoma State	12/6/14																				
Clemson	12/19/14																				
Coker	12/21/14																				
NA&T	12/30/14																				
vs. Iowa State	1/3/15																				
Florida	1/7/15																				
at Ole Miss	1/10/15																				
Alabama	1/13/15																				
at Auburn	1/17/15																				
Tennessee	1/20/15																				
Kentucky	1/24/15																				
at LSU	1/28/15																				
Georgia	1/31/15																				
at Arkansas	2/3/15																				
at Vanderbilt	2/7/15																				
Missouri	2/10/15																				
at Kentucky	2/14/15																				
at Georgia	2/17/15																				
Texas A&M	2/21/15																				
at Alabama	2/24/15																				
Mississippi State	2/28/15																				
Arkansas	3/5/15																				
at Tennessee	3/7/15																				

CAREER STATISTICS

Season	GP-GS	Min	Avg	FG	FGA	Pct	3FG	3FGA	Pct	FT	FTA	Pct	Off	Def	Tot	Avg	PF	FO	Ast	TO	Blk	Stl	Pts	Avg
2013-14	11-0	39	3.5	2	7	.286	0	0	.000	3	10	.300	3	3	6	0.5	5	0	2	1	0	1	7	0.6
2014-15	3-0	8	2.7	0	0	.000	0	0	.000	0	0	.000	0	0	0	0.0	0	0	0	1	0	2	0	0.0
Totals	14-0	47	3.6	2	7	.286	0	0	.000	3	10	.300	3	3	6	0.5	5	0	2	2	0	3	7	0.5

CAREER SEC STATISTICS

Season	GP-GS	Min	Avg	FG	FGA	Pct	3FG	3FGA	Pct	FT	FTA	Pct	Off	Def	Tot	Avg	PF	FO	Ast	TO	Blk	Stl	Pts	Avg
2014	5-0	22	4.4	0	1	.000	0	0	.000	2	6	.333	0	1	1	0.2	5	0	1	0	0	0	2	0.4



#0 - SINDARIUS THORNWELL

SOPHOMORE | GUARD | 6'5" | 215 | 1 LETTER

LANCASTER, S.C./OAK HILL ACADEMY (WILSON, VA.)

SEASON NOTABLES

- Tallied 14 points, and pulled down three rebounds and three blocks in exhib. win vs. Benedict
- Scored six points with four rebounds in 20 minutes against North Florida
- Passed out four assists to go with 16 points and two steals against Baylor
- Led the team with 14 points against Cornell, scoring 10 of the team's first 12 points in the game
- Surpassed 500 career points after leading all scorers with 20 in a loss to Charlotte, his eighth career 20-point game

THORNWELL'S SUPERLATIVES

POINTS

Career: 26, at Georgia (Jan. 22, 2014)
Season: 20, vs. Charlotte (Nov. 21, 2014)

FIELD GOALS

Career: 9, 2x, last at Mississippi State (March 8, 2014)
Season: 8, vs. Charlotte (Nov. 21, 2014)

FIELD GOAL ATTEMPTS

Career: 24, vs. Charlotte (Nov. 21, 2014)
Season: 24, vs. Charlotte (Nov. 21, 2014)

3-POINT FIELD GOALS

Career: 4, vs. Ole Miss (Jan. 18, 2014)
Season: 3, vs. Cornell (Nov. 20, 2014)

3-POINT FIELD GOAL ATTEMPTS

Career: 10, twice, last vs. Charlotte (Nov. 21, 2014)
Season: 10, vs. Charlotte (Nov. 21, 2014)

FREE THROWS

Career: 10, twice, last vs. Georgia (Feb. 22, 2014)
Season: 5, vs. Baylor (Nov. 18, 2014)

FREE THROW ATTEMPTS

Career: 13, vs. Manhattan (Dec. 17, 2013)
Season: 7, vs. Baylor (Nov. 18, 2014)

REBOUNDS

Career: 11, 2x, last at Miss. State (March 8, 2014)
Season: 8, vs. Charlotte (Nov. 21, 2014)

ASSISTS

Career: 9, vs. Auburn (Feb. 5, 2014)
Season: 4, vs. Baylor (Nov. 18, 2014)

BLOCKS

Career: 2, 4x, last vs. Georgia (Feb. 22, 2014)
Season: 1, twice, last vs. Charlotte (Nov. 21, 2014)

STEALS

Career: 4, twice, last at Tennessee (Feb. 8, 2014)
Season: 2, twice, last vs. Charlotte (Nov. 21, 2014)

MINUTES PLAYED

Career: 40, vs. Georgia (Feb. 22, 2014)
Season: 34, vs. Charlotte (Nov. 21, 2014)

2014-15

Opponent	Date	GS	Min	FG-FGA	Pct	3FG-3FGA	Pct	FT-FTA	Pct	Off	Def	Tot	Avg	PF	FO	A	TO	Blk	Stl	Pts	Avg
North Florida	11/14/14	*	20	3-7	.429	0-1	.000	0-0	.000	3	1	4	4.0	0	0	2	1	1	1	6	6.0
Baylor	11/18/14	*	32	5-12	.412	1-6	.167	5-7	.714	0	3	3	3.5	5	1	4	2	0	2	16	11.0
vs. Cornell	11/20/14	*	23	5-11	.455	3-8	.375	1-2	.500	2	2	4	3.7	1	0	0	0	0	1	14	12.0
vs. Charlotte	11/21/14	*	34	8-24	.333	1-10	.100	3-4	.750	1	7	8	4.8	3	0	1	7	1	2	20	14.0
vs. Akron	11/23/14																				
UNC Asheville	11/26/14																				
at Marshall	12/1/14																				
Oklahoma State	12/6/14																				
Clemson	12/19/14																				
Coker	12/21/14																				
NA&T	12/30/14																				
vs. Iowa State	1/3/15																				
Florida	1/7/15																				
at Ole Miss	1/10/15																				
Alabama	1/13/15																				
at Auburn	1/17/15																				
Tennessee	1/20/15																				
Kentucky	1/24/15																				
at LSU	1/28/15																				
Georgia	1/31/15																				
at Arkansas	2/3/15																				
at Vanderbilt	2/7/15																				
Missouri	2/10/15																				
at Kentucky	2/14/15																				
at Georgia	2/17/15																				
Texas A&M	2/21/15																				
at Alabama	2/24/15																				
Mississippi State	2/28/15																				
Arkansas	3/5/15																				
at Tennessee	3/7/15																				

CAREER STATISTICS

Season	GP-GS	Min	Avg	FG	FGA	Pct	3FG	3FGA	Pct	FT	FTA	Pct	Off	Def	Tot	Avg	PF	FO	Ast	TO	Blk	Stl	Pts	Avg
2013-14	34-34	1007	29.6	143	370	.386	37	100	.370	131	178	.736	48	91	139	4.1	100	2	101	106	21	40	454	13.4
2014-15	4-4	109	27.3	21	54	.389	5	25	.200	9	13	.692	6	13	19	4.8	9	1	7	10	2	6	56	14.0
Totals	38-38	1126	29.4	164	424	.387	42	125	.336	140	191	.733	54	104	158	4.2	109	3	101	116	23	46	510	13.4

CAREER SEC STATISTICS

Season	GP-GS	Min	Avg	FG	FGA	Pct	3FG	3FGA	Pct	FT	FTA	Pct	Off	Def	Tot	Avg	PF	FO	Ast	TO	Blk	Stl	Pts	Avg
2014	18-18	597	33.2	90	229	.393	21	60	.350	79	105	.752	29	56	85	4.7	55	2	72	75	13	21	280	15.6



#1 MARCUS STROMAN

FRESHMAN | GUARD | 6'2" | 183 | HS

COLUMBIA, S.C./KEENAN

SEASON NOTABLES

- Scored five points in exhibition win vs. Benedict, adding three assists
- Commanded the offense in his first regular season game, scoring six points with six assists and two steals in 25 minutes, all while committing zero turnovers.
- Led the bench scoring with 10 points, adding five rebounds and three assists against Baylor
- Picked up three steals and scored six points with three assists against Cornell

STROMAN'S SUPERLATIVES

POINTS

10, vs. Baylor (Nov. 18, 2014)

FIELD GOALS

3, twice, last vs. Baylor (Nov. 18, 2014)

FIELD GOAL ATTEMPTS

7, vs. North Florida (Nov. 14, 2014)

3-POINT FIELD GOALS

1, vs. Baylor (Nov. 18, 2014)

3-POINT FIELD GOAL ATTEMPTS

3, vs. Baylor (Nov. 18, 2014)

FREE THROWS

4, vs. Cornell (Nov. 20, 2014)

FREE THROW ATTEMPTS

6, vs. Cornell (Nov. 20, 2014)

REBOUNDS

5, vs. Baylor (Nov. 18, 2014)

ASSISTS

6, vs. North Florida (Nov. 14, 2014)

BLOCKS

1, vs. Baylor (Nov. 18, 2014)

STEALS

3, vs. Cornell (Nov. 20, 2014)

MINUTES PLAYED

27, vs. Baylor (Nov. 18, 2014)

2014-15

Opponent	Date	GS	Min	FG-FGA	Pct	3FG-FGA	Pct	FT-FTA	Pct	Off	Def	Tot	Avg	PF	FO	A	TO	Blk	Stl	Pts	Avg
North Florida	11/14/14	25	3-7	.429	0-1	.000	0-0	.000	0	3	3	3.0	1	0	6	0	0	2	6	6.0	
Baylor	11/18/14	27	3-6	.500	1-3	.333	3-4	.750	2	3	5	4.0	1	0	3	1	1	1	10	8.0	
vs. Cornell	11/20/14	25	1-6	.167	0-1	.000	4-6	.667	0	1	1	3.0	1	0	3	2	0	3	6	7.3	
vs. Charlotte	11/21/14	22	1-2	.500	0-0	.000	2-2	1.000	0	3	3	3.0	3	0	4	1	0	1	4	6.5	
vs. Akron	11/23/14																				
UNC Asheville	11/26/14																				
at Marshall	12/1/14																				
Oklahoma State	12/6/14																				
Clemson	12/19/14																				
Coker	12/21/14																				
NA&T	12/30/14																				
vs. Iowa State	1/3/15																				
Florida	1/7/15																				
at Ole Miss	1/10/15																				
Alabama	1/13/15																				
at Auburn	1/17/15																				
Tennessee	1/20/15																				
Kentucky	1/24/15																				
at LSU	1/28/15																				
Georgia	1/31/15																				
at Arkansas	2/3/15																				
at Vanderbilt	2/7/15																				
Missouri	2/10/15																				
at Kentucky	2/14/15																				
at Georgia	2/17/15																				
Texas A&M	2/21/15																				
at Alabama	2/24/15																				
Mississippi State	2/28/15																				
Arkansas	3/5/15																				
at Tennessee	3/7/15																				

CAREER STATISTICS

Season	GP-GS	Min	Avg	FG	FGA	Pct	3FG	3FGA	Pct	FT	FTA	Pct	Off	Def	Tot	Avg	PF	FO	Ast	TO	Blk	Stl	Pts	Avg
2014-15	4-0	99	24.8	8	21	.381	1	5	.200	9	12	.750	2	10	12	3.0	8	0	16	4	1	7	26	6.5

CAREER SEC STATISTICS

Season	GP-GS	Min	Avg	FG	FGA	Pct	3FG	3FGA	Pct	FT	FTA	Pct	Off	Def	Tot	Avg	PF	FO	Ast	TO	Blk	Stl	Pts	Avg
2015																								

THE LAST TIME IN SOUTH CAROLINA BASKETBALL ...

AN INDIVIDUAL ...

Scored 20 or more points:	South Carolina: Sindarius Thornwell (20), vs. Charlotte Nov. 21, 2014 in Charleston, S.C. Opponent: Kenny Chery (20), Baylor, Nov. 14, 2014 in Columbia, S.C.
Scored 30 or more points:	South Carolina: Brenton Williams (32) at Missouri, Jan. 25, 2014 in Columbia, Mo. Opponent: Anthony Drmic (3), Boise State, Dec. 23, 2013 in Honolulu, Hawaii
Scored 35 or more points:	South Carolina: Brenton Williams (38) vs. Miss. State, March 6, 2013 in Columbia, S.C. Opponent: Michael Frazier II (37), Florida, March 4, 2014 in Columbia, S.C.
Scored 40 or more points:	South Carolina: N/A thru 1992-93 season Opponent: Austin Carr (43), Notre Dame, Dec. 30, 1969 in New Orleans, La.
Collected 20 or more rebounds:	South Carolina: Emmett Hall (23), vs. College of Charleston, Dec. 22, 1993 in Columbia, S.C. Opponent: Ekpe Udoh (20), Baylor, Jan. 2, 2010 in Columbia, S.C.
Collected 15 or more rebounds:	South Carolina: Lakeem Jackson (15), vs. UALR, Nov. 25, 2012 in Puerto Vallarta, Mexico Opponent: Julius Randle (15), Kentucky, March 1, 2014 in Columbia, S.C.
Made 12 or more field goals:	South Carolina: Devan Downey (12) vs. Georgia, Jan. 30, 2010 in Columbia, S.C. Opponent: Michael Frazier II (12), Florida, March 4, 2014 in Columbia, S.C.
Made 10 or more field goals:	South Carolina: Brenton Williams (11), at Arkansas, Feb. 19, 2014 in Fayetteville, Ark. Opponent: Elston Turner (10), Texas A&M, March 2, 2013 in College Station, Texas
Attempted 20 or more field goals:	South Carolina: Sindarius Thornwell (24), vs. Charlotte Nov. 21, 2014 in Charleston, S.C. Opponent: Michael Frazier II (21), Florida, March 4, 2014 in Columbia, S.C.
Attempted 25 or more field goals:	South Carolina: Devan Downey, 25, at Kentucky, Feb. 25, 2010 in Lexington, Ky. Opponent: Kemmy Burgess (Alaska-Anchorage), 26, Nov. 24, 2005 in Anchorage, Alaska
Dished 10 or more assists:	South Carolina: Devan Downey, 11, vs. LSU, March 13, 2008 in Atlanta, Ga. Opponent: 11, Dee Bost, Mississippi State, Feb. 29, 2012 in Columbia, S.C.
Swiped 5 or more steals:	South Carolina: Brenton Williams, 5, vs. Western Carolina, Nov. 11, 2011 in Columbia, S.C. Opponent: 5, Allen Payne, Auburn, Feb. 26, 2014 in Auburn, Ala.
Blocked 5 or more shots:	South Carolina: Damontre Harris, 5, vs. Georgia, Feb. 15, 2012 in Columbia, S.C. Opponent: Damian Jones (7), Vanderbilt, Feb. 13, 2014 in Columbia, S.C.
Made 5 or more 3-point field goals:	South Carolina: Brenton Williams (5), at Auburn, Feb. 26, 2014 in Auburn, Ala. Opponent: Michael Frazier II (11), Florida, March 4, 2014 in Columbia, S.C.
Attempted 8 or more 3-point field goals:	South Carolina: Sindarius Thornwell (10), vs. Charlotte Nov. 21, 2014 in Charleston, S.C. Opponent: KT Harrell (8), Auburn, March 12, Atlanta, Ga.
Made 10 or more free throws:	South Carolina: Brenton Williams (15), vs. Kentucky, March 1, 2014 in Columbia, S.C. Opponent: Anthony Perez (10), Ole Miss, Jan. 18, 2014 in Columbia, S.C.
Attempted 15 or more free throws:	South Carolina: Brenton Williams (16) vs. Kentucky, March 1, 2014 in Columbia, S.C. Opponent: Shawn Smith (15), Marshall (Dec. 30, 2013) in Columbia, S.C.
Played all 40 minutes of regulation:	South Carolina: Brenton Williams, at Mississippi State, March 8, 2014 in Starkville, Miss. Opponent: Frank Sullivan, Auburn, Jan. 12, 2013 in Columbia, S.C.
A player hit a last-second shot (within 3 seconds) to win a game:	South Carolina: Bruce Ellington vs. Alabama, Jan. 25, 2012 in Columbia, S.C. Opponent: Brian Bryant, Mississippi State, Feb. 29, 2012 in Columbia, S.C.
A player had a double-double:	South Carolina: Sindarius Thornwell (22 points, 11 rebounds), Mississippi State, March 8, 2014 in Starkville, Miss. Opponent: Julius Randle (10 points, 15 rebounds), Kentucky, March 1, 2014 in Columbia, S.C.
Two or more players had a double-double:	S. Carolina: Michael Carrera (23 points, 10 rebounds) and Lakeem Jackson (11 points, 11 rebounds) at LSU, Jan. 16, 2013 in Baton Rouge, La. Opponent: Alex Oriakhi (18 points, 11 rebounds), Earnest Ross (21 points, 10 rebounds) Missouri, Jan. 22, 2013 in Columbia, Mo.
A player had a triple-double:	South Carolina: Sam Muldrow (16 points, 14 rebounds, 10 blocks) vs. Vanderbilt, Jan. 8, 2011 in Columbia, S.C. *** Only second triple-double in South Carolina history (Chuck Eidson (25 points, 10 rebounds, 10 assists) vs. SC State, Nov. 29, 2002 in Columbia, S.C. Opponent: Daniel Hackett (Southern California - 22 points, 10 rebounds, 10 assists), Nov. 17, 2007 in Columbia, S.C.
Scored 30 or more points in back-to-back games:	South Carolina: Devan Downey, 30 vs. Kentucky, Jan. 26, 2010 in Columbia, S.C. 33 vs. Georgia, Jan. 30, 2010, in Columbia, S.C.
Scored 25 or more points in back-to-back games:	South Carolina: Devan Downey, 33 vs. Georgia, Jan. 30, 2010, in Columbia, S.C. 26 at Tennessee, Feb. 6, 2010 in Knoxville, Tenn.

A TEAM...

Scored 100 or more points:	South Carolina: 103 vs. The Citadel, Nov. 12, 2007 in Columbia, S.C. Opponent: 107, Vanderbilt, Feb. 17, 1996 in Nashville, Tenn.
Scored 50 points or less:	South Carolina: 46, vs. Florida, March 4, 2014 in Columbia S.C. Opponent: 44, Longwood, Nov. 9, 2013 in Columbia, S.C.
Scored 50 points in a half:	South Carolina: 57 (1st half; Dec. 7, 2012) vs. Jacksonville, Dec. 7, 2012 in Columbia, S.C. Opponent: 52 (2nd half; Jan. 22, 2014) Georgia in Athens, Ga.
Failed to score 25 points in a half:	South Carolina: 20 (2nd half), vs. Florida, March 4, 2014 in Columbia, S.C. Opponent: 19 (1st half), Alabama, Feb. 15, 2014 in Columbia, S.C.

Collected 50 or more rebounds:	South Carolina: 50, vs. Longwood, Nov. 9, 2013 in Columbia, S.C. Opponent: 52, WKU, Nov. 27, 2010 in Bowling Green, Ky.
Shot 60% or better from the field:	South Carolina: 60.8% (31-51) at Western Carolina, Nov. 18, 2005 in Cullowhee, N.C. Opponent: 69.6% (32-46) Missouri, Feb. 28, 2013 in Columbia, S.C.
Shot 50% or better from the field:	South Carolina: 50.9% (29-57), vs. North Florida, Nov. 14, 2014 in Columbia, S.C. Opponent: 52.1% (25-48) Auburn, Feb. 26, 2014 in Auburn, Ala.
Shot less than 30% from the field:	South Carolina: 26.3% (15-57), vs. Georgia, Feb. 22, 2014 in Columbia, S.C. Opponent: 26.9% (14-52), Kentucky, March 1, 2014 in Columbia, S.C.
Shot 50% or better from 3-point range (at least 10 attempts):	South Carolina: 73.3% (11-15), vs. Auburn, March 12, Atlanta, Ga. Opponent 50.0% (8-16), Georgia, Feb. 22, 2014 in Columbia, S.C.
Shot 20% or less from 3-point range (at least 10 attempts):	South Carolina: 10.0% (1-10), at Clemson, Nov. 17, 2013 in Clemson, S.C. Opponent: 20.0 % (3-15), Vanderbilt, Feb. 13, 2014 in Columbia, S.C.
Dished 20 or more assists:	South Carolina: 20, vs. Akron, Dec. 28, 2013, in Columbia, S.C. Opponent: 21, Georgia, Jan. 22, 2014 in Athens, Ga.
Made 35 or more shots:	South Carolina: 35 vs. Elon, Nov. 19, 2010 in Columbia, S.C. Opponent: 35, vs. Tennessee, March 5, 2009 in Columbia, S.C.
Attempted 80 or more shots:	South Carolina: 83 vs. WKU Nov. 27, 2010 in Bowling Green, Ky. Opponent: 83, LSU, Feb. 10, 1996 in Columbia, S.C.
Attempted 70 or more shots:	South Carolina: 72, vs. Providence, Dec. 1, 2011 in Columbia, S.C. Opponent: 79, WKU, Nov. 27, 2010 in Bowling Green, Ky.
Made 10 or more 3-pointers:	South Carolina: 11 vs. Auburn, March 12, 2014 in Atlanta, Ga. Opponent: 10, North Florida, Nov. 14, 2014 in Columbia, S.C.
Did not make a 3-pointer:	South Carolina: 0, vs. Milwaukee, Nov. 11, 2012 in Columbia, S.C. Opponent: 0, Miss. State, Jan. 9, 2013 in Starkville, Miss.
Attempted 30 or more 3-pointers:	South Carolina: 31 vs. Alabama, Jan. 25, 2012 in Columbia, S.C. Opponent: 32, North Florida, Nov. 14, 2014 in Columbia, S.C.
Attempted 25 or more 3-pointers:	South Carolina: 27 vs. Rider, Nov. 19, 2012 in Columbia, S.C. Opponent: 27, Missouri, Jan. 22, 2013 in Columbia, Mo..
Made 30 or more free throws:	South Carolina: 30 vs. Arkansas, March 13, 2014 in Atlanta, Ga. Opponent: 33, Kentucky, March 1, 2014 in Columbia, S.C.
Attempted 40 or more free throws:	South Carolina: 41 vs. Arkansas, March 13, 2014 in Atlanta, Ga. Opponent: 42, Kentucky, March 1, 2014 in Columbia, S.C.
Swiped 15 or more steals:	South Carolina: 15 vs. Vanderbilt, Jan. 16, 2010 in Columbia, S.C. Opponent: 17, Florida, March 4, 2014 in Columbia, S.C.
Blocked 12 or more shots:	South Carolina: 12, vs. Vanderbilt, Jan. 8, 2011 in Columbia, S.C. Opponent: 12, Clemson, Nov. 17, 2013 in Clemson, S.C.
Blocked 8 or more shots:	South Carolina: 8, vs. Longwood, Nov. 9, 2013 in Columbia, S.C. Opponent: 9, Auburn, March 12, Atlanta, Ga.
Won by 30 or more points:	South Carolina: 38, vs. Longwood, Nov. 9, 2013 in Columbia, S.C. Opponent: 39, Florida, Jan. 30, 2013 in Gainesville, Fla.
Won by 20 or more points:	South Carolina: 25, vs. North Florida, Nov. 14, 2014 in Columbia, S.C. Opponent: 26, Florida, March 4, 2014 in Columbia, S.C.
Played a single overtime game:	Win: 82-73 at LSU, Jan. 16, 2013 in Baton Rouge, La. Loss: 62-54 at Georgia, Feb. 23, 2013 in Athens, Ga.
Played a double overtime game:	Win: 87-85 vs. WKU, Nov. 27, 2010 in Bowling Green, Ky. Loss: 98-88 vs. Louisville, Feb. 20, 1988 in Columbia, S.C.
South Carolina played a No. 1 Team in the country:	Win: 68-62 vs. Kentucky, Jan. 26, 2010 in Columbia, S.C. Loss: 72-46 loss vs. Florida, March. 4, 2014 in Columbia, S.C.
South Carolina played a top-5 opponent:	Win: 68-62 vs. No. 1/1 Kentucky, Jan. 26, 2010 in Columbia, S.C. Loss: 75-36 loss to No. 4/4 Florida, Jan. 30, 2013 in Gainesville, Fla.
South Carolina played a top-10 opponent:	Win: 68-62 vs. No. 1/1 Kentucky, Jan. 26, 2010 in Columbia, S.C. Loss: 74-58 at No. 10/11 Florida, Jan. 8, 2014 in Gainesville, Fla.
South Carolina played a top-25 opponent:	Win: 72-67 win over No. 17/15 Kentucky, March 1, 2014 in Columbia, S.C. Loss: 79-52 at No. 9/11 Oklahoma State, Dec. 6, 2013 in Stillwater, Okla.
South Carolina defeated a ranked opponent:	Home: Win: 72-67 win over No. 17/15 Kentucky, March 1, 2014 in Columbia, S.C. <u>Away: 77-73 at No. 13/19 Vanderbilt, March 6, 2010 in Nashville, Tenn.</u> SEC Home: Win: 72-67 win over No. 17/15 Kentucky, March 1, 2014 in Columbia, S.C. SEC Away: 77-73 at No. 13/19 Vanderbilt, March 6, 2010 in Nashville, Tenn. Non-conference away: 85-84 at No. 19/20 Baylor, Jan. 2, 2009 in Waco, Texas
A South Carolina win opened the season:	Home: 81-56, vs. North Florida, Nov. 14, 2014 in Columbia, S.C. Away: 81-63 win at Western Carolina, Nov. 12, 2005 in Cullowhee, N.C. Neutral: 74-61 win vs. Chaminade, Nov. 19, 2001 in Maui, Hawaii (Maui Invite)
South Carolina opened SEC play:	Home: 83-75 win vs. No. 22/24 Vanderbilt, Jan. 8, 2011 in Columbia, S.C. Away: 74-58 loss at No. 10/11 Florida, Jan. 8, 2014 in Gainesville, Fla.



South Carolina Basketball
 South Carolina Combined Team Statistics (as of Nov 21, 2014)
 All games

RECORD:	OVERALL	HOME	AWAY	NEUTRAL
ALL GAMES	2-2	1-1	0-0	1-1
CONFERENCE	0-0	0-0	0-0	0-0
NON-CONFERENCE	2-2	1-1	0-0	1-1

##	Player	gp-gs	min	avg	Total		3-Point		F-Throw		Rebounds				pf	dq	a	to	blk	stl	pts	avg
					fg-fga	fg%	3fg-fga	3fg%	ft-fta	ft%	off	def	tot	avg								
00	THORNWELL, Sindari	4-4	109	27.3	21-54	.389	5-25	.200	9-13	.692	6	13	19	4.8	9	1	7	10	2	6	56	14.0
04	JOHNSON, Tyrone	4-4	108	27.0	16-34	.471	4-12	.333	4-5	.800	0	9	9	2.3	6	0	12	6	2	4	40	10.0
24	CARRERA, Michael	4-4	81	20.3	12-23	.522	2-4	.500	8-10	.800	4	11	15	3.8	10	1	3	5	5	1	34	8.5
25	KACINAS, Mindaugas	4-0	89	22.3	10-20	.500	1-4	.250	9-10	.900	15	15	30	7.5	9	0	1	4	1	2	30	7.5
14	CHATKEVICIUS, L.	4-0	75	18.8	11-19	.579	0-0	.000	5-6	.833	4	20	24	6.0	2	0	2	6	5	0	27	6.8
01	STROMAN, Marcus	4-0	99	24.8	8-21	.381	1-5	.200	9-12	.750	2	10	12	3.0	8	0	16	4	1	7	26	6.5
10	NOTICE, Duane	4-4	94	23.5	6-21	.286	2-6	.333	9-11	.818	1	7	8	2.0	6	0	14	4	0	3	23	5.8
21	HENRY, Demetrius	4-4	71	17.8	10-18	.556	0-0	.000	2-2	1.000	6	6	12	3.0	16	1	1	4	2	0	22	5.5
20	MCKIE, Justin	3-0	19	6.3	2-6	.333	2-5	.400	5-6	.833	2	2	4	1.3	3	0	1	0	0	0	11	3.7
35	STEELE, Brian	4-0	47	11.8	3-14	.214	3-11	.273	0-0	.000	0	7	7	1.8	3	0	2	2	0	2	9	2.3
15	THEUS JR., Reggie	3-0	8	2.7	0-0	.000	0-0	.000	0-0	.000	0	0	0	0.0	0	0	0	1	0	2	0	0.0
Team											8	8	16				1					
Total.....		4	800		99-230	.430	20-72	.278	60-75	.800	48	108	156	39.0	72	3	59	47	18	27	278	69.5
Opponents.....		4	800		76-205	.371	27-87	.310	56-77	.727	32	89	121	30.3	74	-	31	60	17	20	235	58.8

TEAM STATISTICS	SC	OPP	Date	Opponent	Score	Att.
SCORING	278	235	11/14/14	UNF	W 81-56	10473
Points per game	69.5	58.8	! 11/18/14	BAYLOR	L 65-69	13291
Scoring margin	+10.8	-	& 11/20/14	vs Cornell	W 69-45	2517
FIELD GOALS-ATT	99-230	76-205	& 11/21/14	vs Charlotte	L 63-65	2430
Field goal pct	.430	.371	! - ESPN College Hoops Tip-Off Marathon (Columbia, S.C.)			
3 POINT FG-ATT	20-72	27-87	* = Conference game			
3-point FG pct	.278	.310				
3-pt FG made per game	5.0	6.8				
FREE THROWS-ATT	60-75	56-77				
Free throw pct	.800	.727				
F-Throws made per game	15.0	14.0				
REBOUNDS	156	121				
Rebounds per game	39.0	30.3				
Rebounding margin	+8.8	-				
ASSISTS	59	31				
Assists per game	14.8	7.8				
TURNOVERS	47	60				
Turnovers per game	11.8	15.0				
Turnover margin	+3.3	-				
Assist/turnover ratio	1.3	0.5				
STEALS	27	20				
Steals per game	6.8	5.0				
BLOCKS	18	17				
Blocks per game	4.5	4.3				
ATTENDANCE	23764	4947				
Home games-Avg/Game	2-11882	0-0				
Neutral site-Avg/Game	-	2-2474				

Score by Periods	1st	2nd	Totals
South Carolina	146	132	278
Opponents	107	128	235



South Carolina Basketball
South Carolina Team Game-by-Game Comparison (as of Nov 22, 2014)
All games

Opponent	1st	2nd	Score	Mar	Total FG	FG Pct	3-Pointers	3FG Pct	Free Throws	FT Pct	Rebounds	Assist	T/Over	Block	Steal	Fouls
UNF	48/27	33/29	81-56	+25	29-57/18-53	.509/.340	4-11/10-32	.364/.313	19-26/10-16	.731/.625	42/28 +14	19/9	9/15	3/5	7/2	15/22
BAYLOR	27/30	38/39	65-69	(4)	22-54/21-47	.407/.447	5-21/6-18	.238/.333	16-19/21-26	.842/.808	33/29 +4	11/10	10/11	3/1	4/6	21/20
Cornell	35/21	34/24	69-45	+24	22-58/14-52	.379/.269	8-22/5-20	.364/.250	17-21/12-16	.810/.750	44/32 +12	16/6	11/17	5/6	10/6	15/19
Charlotte	36/29	27/36	63-65	(2)	26-61/23-53	.426/.434	3-18/6-17	.167/.353	8-9/13-19	.889/.684	37/32 +5	13/6	17/17	7/5	6/6	21/13

Note: Game totals are displayed in the format TEAM/OPPONENT for each category



South Carolina Basketball
South Carolina Category Leaders (as of Nov 22, 2014)
All games

Points	G	Pts	Pts/G
THORNWELL, Sindarius	4	56	14.0
JOHNSON, Tyrone	4	40	10.0
CARRERA, Michael	4	34	8.5
KACINAS, Mindaugas	4	30	7.5
CHATKEVICIUS, L.	4	27	6.8
STROMAN, Marcus	4	26	6.5
NOTICE, Duane	4	23	5.8
HENRY, Demetrius	4	22	5.5
MCKIE, Justin	3	11	3.7
STEELE, Brian	4	9	2.3

Scoring Average	G	Pts	Avg/G
THORNWELL, Sindarius	4	56	14.0
JOHNSON, Tyrone	4	40	10.0
CARRERA, Michael	4	34	8.5
KACINAS, Mindaugas	4	30	7.5
CHATKEVICIUS, L.	4	27	6.8
STROMAN, Marcus	4	26	6.5
NOTICE, Duane	4	23	5.8
HENRY, Demetrius	4	22	5.5
MCKIE, Justin	3	11	3.7
STEELE, Brian	4	9	2.3
THEUS JR., Reggie	3	0	0.0

FG Percentage	FG	Att	Pct
CHATKEVICIUS, L.	11	19	.579
HENRY, Demetrius	10	18	.556
CARRERA, Michael	12	23	.522
KACINAS, Mindaugas	10	20	.500
JOHNSON, Tyrone	16	34	.471
THORNWELL, Sindarius	21	54	.389
STROMAN, Marcus	8	21	.381
MCKIE, Justin	2	6	.333
NOTICE, Duane	6	21	.286
STEELE, Brian	3	14	.214

Field Goal Attempts	G	Att	Att/G
THORNWELL, Sindarius	4	54	13.5
JOHNSON, Tyrone	4	34	8.5
CARRERA, Michael	4	23	5.8
NOTICE, Duane	4	21	5.3
STROMAN, Marcus	4	21	5.3

Field Goals Made	G	Made	Made/G
THORNWELL, Sindarius	4	21	5.3
JOHNSON, Tyrone	4	16	4.0
CARRERA, Michael	4	12	3.0
CHATKEVICIUS, L.	4	11	2.8
HENRY, Demetrius	4	10	2.5
KACINAS, Mindaugas	4	10	2.5

3-Point Percentage	3FG	Att	Pct
CARRERA, Michael	2	4	.500
MCKIE, Justin	2	5	.400
JOHNSON, Tyrone	4	12	.333
NOTICE, Duane	2	6	.333
STEELE, Brian	3	11	.273
KACINAS, Mindaugas	1	4	.250
STROMAN, Marcus	1	5	.200
THORNWELL, Sindarius	5	25	.200

3-Point FG Attempts	G	Att	Att/G
THORNWELL, Sindarius	4	25	6.3
JOHNSON, Tyrone	4	12	3.0
STEELE, Brian	4	11	2.8
NOTICE, Duane	4	6	1.5
STROMAN, Marcus	4	5	1.3
MCKIE, Justin	3	5	1.7

3-Point FG Made	G	Made	Made/G
THORNWELL, Sindarius	4	5	1.3
JOHNSON, Tyrone	4	4	1.0
STEELE, Brian	4	3	0.8
MCKIE, Justin	3	2	0.7
NOTICE, Duane	4	2	0.5
CARRERA, Michael	4	2	0.5

Free Throw Percent	FG	Att	Pct
HENRY, Demetrius	2	2	1.000
KACINAS, Mindaugas	9	10	.900
CHATKEVICIUS, L.	5	6	.833
MCKIE, Justin	5	6	.833
NOTICE, Duane	9	11	.818
CARRERA, Michael	8	10	.800
JOHNSON, Tyrone	4	5	.800
STROMAN, Marcus	9	12	.750
THORNWELL, Sindarius	9	13	.692

Free Throw Attempts	G	Att	Att/G
THORNWELL, Sindarius	4	13	3.3
STROMAN, Marcus	4	12	3.0
NOTICE, Duane	4	11	2.8
KACINAS, Mindaugas	4	10	2.5
CARRERA, Michael	4	10	2.5

Free Throws Made	G	Made	Made/G
THORNWELL, Sindarius	4	9	2.3
STROMAN, Marcus	4	9	2.3
NOTICE, Duane	4	9	2.3
KACINAS, Mindaugas	4	9	2.3
CARRERA, Michael	4	8	2.0



South Carolina Basketball
South Carolina Category Leaders (as of Nov 22, 2014)
All games

Rebounds	G	Reb	Reb/G
KACINAS, Mindaugas	4	30	7.5
CHATKEVICIUS, L.	4	24	6.0
THORNWELL, Sindarius	4	19	4.8
CARRERA, Michael	4	15	3.8
STROMAN, Marcus	4	12	3.0
HENRY, Demetrius	4	12	3.0

Rebound Average	G	Reb	Avg/G
KACINAS, Mindaugas	4	30	7.5
CHATKEVICIUS, L.	4	24	6.0
THORNWELL, Sindarius	4	19	4.8
CARRERA, Michael	4	15	3.8
STROMAN, Marcus	4	12	3.0
HENRY, Demetrius	4	12	3.0

Offensive Rebounds	G	No.	Avg/G
KACINAS, Mindaugas	4	15	3.8
THORNWELL, Sindarius	4	6	1.5
HENRY, Demetrius	4	6	1.5
CHATKEVICIUS, L.	4	4	1.0
CARRERA, Michael	4	4	1.0

Defensive Rebounds	G	No.	Avg/G
CHATKEVICIUS, L.	4	20	5.0
KACINAS, Mindaugas	4	15	3.8
THORNWELL, Sindarius	4	13	3.3
CARRERA, Michael	4	11	2.8
STROMAN, Marcus	4	10	2.5

Fouls	G	No.	Per/G
HENRY, Demetrius	4	16	4.0
CARRERA, Michael	4	10	2.5
THORNWELL, Sindarius	4	9	2.3
KACINAS, Mindaugas	4	9	2.3
STROMAN, Marcus	4	8	2.0

Foulsouts	G	No.
THORNWELL, Sindarius	4	1
CARRERA, Michael	4	1
HENRY, Demetrius	4	1

Assists	G	No.	Ast/G
STROMAN, Marcus	4	16	4.0
NOTICE, Duane	4	14	3.5
JOHNSON, Tyrone	4	12	3.0
THORNWELL, Sindarius	4	7	1.8
CARRERA, Michael	4	3	0.8

Steals	G	No.	Stl/G
STROMAN, Marcus	4	7	1.8
THORNWELL, Sindarius	4	6	1.5
JOHNSON, Tyrone	4	4	1.0
NOTICE, Duane	4	3	0.8
KACINAS, Mindaugas	4	2	0.5
STEELE, Brian	4	2	0.5
THEUS JR., Reggie	3	2	0.7

Blocked Shots	G	No.	Blk/G
CARRERA, Michael	4	5	1.3
CHATKEVICIUS, L.	4	5	1.3
JOHNSON, Tyrone	4	2	0.5
HENRY, Demetrius	4	2	0.5
THORNWELL, Sindarius	4	2	0.5

Minutes	G	No.	Min/G
THORNWELL, Sindarius	4	109	27.3
JOHNSON, Tyrone	4	108	27.0
STROMAN, Marcus	4	99	24.8
NOTICE, Duane	4	94	23.5
KACINAS, Mindaugas	4	89	22.3

Turnovers	G	No.	TO/G
THORNWELL, Sindarius	4	10	2.5
JOHNSON, Tyrone	4	6	1.5
CHATKEVICIUS, L.	4	6	1.5
CARRERA, Michael	4	5	1.3
KACINAS, Mindaugas	4	4	1.0
STROMAN, Marcus	4	4	1.0
HENRY, Demetrius	4	4	1.0
NOTICE, Duane	4	4	1.0



South Carolina Basketball
South Carolina Team High/Low Analysis (as of Nov 22, 2014)
All games

South Carolina - TEAM GAME HIGHS

POINTS	81	UNF (11/14/14)
	69	vs Cornell (11/20/14)
	65	BAYLOR (11/18/14)
	63	vs Charlotte (11/21/14)
FIELD GOALS MADE	29	UNF (11/14/14)
	26	vs Charlotte (11/21/14)
FIELD GOAL ATTEMPTS	61	vs Charlotte (11/21/14)
	58	vs Cornell (11/20/14)
FIELD GOAL PERCENTAGE	.509 (29-57)	UNF (11/14/14)
	.426 (26-61)	vs Charlotte (11/21/14)
3 PT FIELD GOALS MADE	8	vs Cornell (11/20/14)
	5	BAYLOR (11/18/14)
3 PT FG ATTEMPTS	22	vs Cornell (11/20/14)
	21	BAYLOR (11/18/14)
3 PT FG PERCENTAGE	.364 (8-22)	vs Cornell (11/20/14)
	.364 (4-11)	UNF (11/14/14)
FREE THROWS MADE	19	UNF (11/14/14)
	17	vs Cornell (11/20/14)
FREE THROW ATTEMPTS	26	UNF (11/14/14)
	21	vs Cornell (11/20/14)
FREE THROW PERCENTAGE	.889 (8-9)	vs Charlotte (11/21/14)
	.842 (16-19)	BAYLOR (11/18/14)
REBOUNDS	44	vs Cornell (11/20/14)
	42	UNF (11/14/14)
ASSISTS	19	UNF (11/14/14)
	16	vs Cornell (11/20/14)
STEALS	10	vs Cornell (11/20/14)
	7	UNF (11/14/14)
BLOCKED SHOTS	7	vs Charlotte (11/21/14)
	5	vs Cornell (11/20/14)
TURNOVERS	17	vs Charlotte (11/21/14)
	11	vs Cornell (11/20/14)
FOULS	21	vs Charlotte (11/21/14)
	21	BAYLOR (11/18/14)



South Carolina Basketball
South Carolina High/Low Analysis (as of Nov 22, 2014)
All games

Opponent - GAME HIGHS

POINTS	69	BAYLOR (11/18/14)
	65	vs Charlotte (11/21/14)
	56	UNF (11/14/14)
	45	vs Cornell (11/20/14)
FIELD GOALS MADE	23	vs Charlotte (11/21/14)
	21	BAYLOR (11/18/14)
FIELD GOAL ATTEMPTS	53	vs Charlotte (11/21/14)
	53	UNF (11/14/14)
FIELD GOAL PERCENTAGE	.447 (21-47)	BAYLOR (11/18/14)
	.434 (23-53)	vs Charlotte (11/21/14)
3 PT FIELD GOALS MADE	10	UNF (11/14/14)
	6	vs Charlotte (11/21/14)
	6	BAYLOR (11/18/14)
3 PT FG ATTEMPTS	32	UNF (11/14/14)
	20	vs Cornell (11/20/14)
3 PT FG PERCENTAGE	.353 (6-17)	vs Charlotte (11/21/14)
	.333 (6-18)	BAYLOR (11/18/14)
FREE THROWS MADE	21	BAYLOR (11/18/14)
	13	vs Charlotte (11/21/14)
FREE THROW ATTEMPTS	26	BAYLOR (11/18/14)
	19	vs Charlotte (11/21/14)
FREE THROW PERCENTAGE	.808 (21-26)	BAYLOR (11/18/14)
	.750 (12-16)	vs Cornell (11/20/14)
REBOUNDS	32	vs Charlotte (11/21/14)
	32	vs Cornell (11/20/14)
ASSISTS	10	BAYLOR (11/18/14)
	9	UNF (11/14/14)
STEALS	6	vs Charlotte (11/21/14)
	6	vs Cornell (11/20/14)
	6	BAYLOR (11/18/14)
BLOCKED SHOTS	6	vs Cornell (11/20/14)
	5	vs Charlotte (11/21/14)
	5	UNF (11/14/14)
TURNOVERS	17	vs Charlotte (11/21/14)
	17	vs Cornell (11/20/14)
FOULS	22	UNF (11/14/14)
	20	BAYLOR (11/18/14)



South Carolina Basketball
South Carolina High/Low Analysis (as of Nov 22, 2014)
All games

South Carolina - GAME LOWS

POINTS	63	vs Charlotte (11/21/14)
	65	BAYLOR (11/18/14)
	69	vs Cornell (11/20/14)
	81	UNF (11/14/14)
FIELD GOALS MADE	22	BAYLOR (11/18/14)
	22	vs Cornell (11/20/14)
FIELD GOAL ATTEMPTS	54	BAYLOR (11/18/14)
	57	UNF (11/14/14)
FIELD GOAL PERCENTAGE	.379 (22-58)	vs Cornell (11/20/14)
	.407 (22-54)	BAYLOR (11/18/14)
3 PT FIELD GOALS MADE	3	vs Charlotte (11/21/14)
	4	UNF (11/14/14)
3 PT FG ATTEMPTS	11	UNF (11/14/14)
	18	vs Charlotte (11/21/14)
3 PT FG PERCENTAGE	.167 (3-18)	vs Charlotte (11/21/14)
	.238 (5-21)	BAYLOR (11/18/14)
FREE THROWS MADE	8	vs Charlotte (11/21/14)
	16	BAYLOR (11/18/14)
FREE THROW ATTEMPTS	9	vs Charlotte (11/21/14)
	19	BAYLOR (11/18/14)
FREE THROW PERCENTAGE	.731 (19-26)	UNF (11/14/14)
	.810 (17-21)	vs Cornell (11/20/14)
REBOUNDS	33	BAYLOR (11/18/14)
	37	vs Charlotte (11/21/14)
ASSISTS	11	BAYLOR (11/18/14)
	13	vs Charlotte (11/21/14)
STEALS	4	BAYLOR (11/18/14)
	6	vs Charlotte (11/21/14)
BLOCKED SHOTS	3	UNF (11/14/14)
	3	BAYLOR (11/18/14)
TURNOVERS	9	UNF (11/14/14)
	10	BAYLOR (11/18/14)
FOULS	15	UNF (11/14/14)
	15	vs Cornell (11/20/14)



South Carolina Basketball
South Carolina High/Low Analysis (as of Nov 22, 2014)
All games

Opponent - GAME LOWS

POINTS	45	vs Cornell (11/20/14)
	56	UNF (11/14/14)
	65	vs Charlotte (11/21/14)
	69	BAYLOR (11/18/14)
FIELD GOALS MADE	14	vs Cornell (11/20/14)
	18	UNF (11/14/14)
FIELD GOAL ATTEMPTS	47	BAYLOR (11/18/14)
	52	vs Cornell (11/20/14)
FIELD GOAL PERCENTAGE	.269 (14-52)	vs Cornell (11/20/14)
	.340 (18-53)	UNF (11/14/14)
3 PT FIELD GOALS MADE	5	vs Cornell (11/20/14)
	6	BAYLOR (11/18/14)
	6	vs Charlotte (11/21/14)
3 PT FG ATTEMPTS	17	vs Charlotte (11/21/14)
	18	BAYLOR (11/18/14)
3 PT FG PERCENTAGE	.250 (5-20)	vs Cornell (11/20/14)
	.313 (10-32)	UNF (11/14/14)
FREE THROWS MADE	10	UNF (11/14/14)
	12	vs Cornell (11/20/14)
FREE THROW ATTEMPTS	16	UNF (11/14/14)
	16	vs Cornell (11/20/14)
FREE THROW PERCENTAGE	.625 (10-16)	UNF (11/14/14)
	.684 (13-19)	vs Charlotte (11/21/14)
REBOUNDS	28	UNF (11/14/14)
	29	BAYLOR (11/18/14)
ASSISTS	6	vs Cornell (11/20/14)
	6	vs Charlotte (11/21/14)
STEALS	2	UNF (11/14/14)
	6	BAYLOR (11/18/14)
	6	vs Cornell (11/20/14)
	6	vs Charlotte (11/21/14)
BLOCKED SHOTS	1	BAYLOR (11/18/14)
	5	UNF (11/14/14)
	5	vs Charlotte (11/21/14)
TURNOVERS	11	BAYLOR (11/18/14)
	15	UNF (11/14/14)
FOULS	13	vs Charlotte (11/21/14)
	19	vs Cornell (11/20/14)



South Carolina Basketball
South Carolina Player High/Low Analysis (as of Nov 22, 2014)
All games

South Carolina - I N D I V I D U A L G A M E H I G H S

Points	21		JOHNSON, Tyrone vs Baylor (11/18/14)
	20		THORNWELL, Sindarius vs Charlotte (11/21/14)
	16		THORNWELL, Sindarius vs Baylor (11/18/14)
	14		THORNWELL, Sindarius vs Cornell (11/20/14)
	12		HENRY, Demetrius vs UNF (11/14/14)
	12		JOHNSON, Tyrone vs UNF (11/14/14)
Field Goals Made	9		JOHNSON, Tyrone vs Baylor (11/18/14)
	8		THORNWELL, Sindarius vs Charlotte (11/21/14)
Field Goal Att.	24		THORNWELL, Sindarius vs Charlotte (11/21/14)
	16		JOHNSON, Tyrone vs Baylor (11/18/14)
FG Pct (min 5 made)	1.000	(5-5)	KACINAS, Mindaugas vs Charlotte (11/21/14)
	.714	(5-7)	JOHNSON, Tyrone vs UNF (11/14/14)
3-Point FG Made	3		THORNWELL, Sindarius vs Cornell (11/20/14)
	3		JOHNSON, Tyrone vs Baylor (11/18/14)
3-Point FG Att.	10		THORNWELL, Sindarius vs Charlotte (11/21/14)
	9		JOHNSON, Tyrone vs Baylor (11/18/14)
3-Pt FG Pct (min 2 made)	1.000	(2-2)	MCKIE, Justin vs Cornell (11/20/14)
	.500	(2-4)	STEELE, Brian vs UNF (11/14/14)
Free Throws Made	5		THORNWELL, Sindarius vs Baylor (11/18/14)
	4		KACINAS, Mindaugas vs Cornell (11/20/14)
	4		STROMAN, Marcus vs Cornell (11/20/14)
	4		NOTICE, Duane vs Cornell (11/20/14)
	4		CARRERA, Michael vs Baylor (11/18/14)
	4		CARRERA, Michael vs UNF (11/14/14)
	4		KACINAS, Mindaugas vs UNF (11/14/14)
Free Throw Att.	7		THORNWELL, Sindarius vs Baylor (11/18/14)
	6		STROMAN, Marcus vs Cornell (11/20/14)
	6		CARRERA, Michael vs UNF (11/14/14)
FT Pct (min 3 made)	1.000	(4-4)	KACINAS, Mindaugas vs Cornell (11/20/14)
	1.000	(4-4)	CARRERA, Michael vs Baylor (11/18/14)
Rebounds	11		KACINAS, Mindaugas vs Cornell (11/20/14)
	11		KACINAS, Mindaugas vs UNF (11/14/14)
Assists	6		STROMAN, Marcus vs UNF (11/14/14)
	5		NOTICE, Duane vs Charlotte (11/21/14)
	5		JOHNSON, Tyrone vs Cornell (11/20/14)
	5		NOTICE, Duane vs UNF (11/14/14)
Steals	3		STROMAN, Marcus vs Cornell (11/20/14)
	2		THORNWELL, Sindarius vs Charlotte (11/21/14)
	2		KACINAS, Mindaugas vs Cornell (11/20/14)
	2		JOHNSON, Tyrone vs Cornell (11/20/14)
	2		THORNWELL, Sindarius vs Baylor (11/18/14)
	2		STROMAN, Marcus vs UNF (11/14/14)
Blocked Shots	3		CHATKEVICIUS, L. vs Charlotte (11/21/14)
	2		CARRERA, Michael vs Charlotte (11/21/14)
	2		CARRERA, Michael vs Cornell (11/20/14)
	2		CHATKEVICIUS, L. vs Cornell (11/20/14)
Turnovers	7		THORNWELL, Sindarius vs Charlotte (11/21/14)
	3		JOHNSON, Tyrone vs Baylor (11/18/14)
Fouls	5		THORNWELL, Sindarius vs Baylor (11/18/14)
	5		CARRERA, Michael vs Baylor (11/18/14)
	5		HENRY, Demetrius vs UNF (11/14/14)
Minutes	37		JOHNSON, Tyrone vs Baylor (11/18/14)



South Carolina Basketball
 South Carolina Opponent High/Low Analysis (as of Nov 22, 2014)
 All games

OPPONENT INDIVIDUAL GAME HIGHS

Points	21		MOORE, Dallas vs UNF (11/14/14)
	20		Chery, Kenny vs Baylor (11/18/14)
	17		Motley, Johnathan vs Baylor (11/18/14)
	14		OGBUEZE, Braxton vs Charlotte (11/21/14)
	12		HENRY, Pierria vs Charlotte (11/21/14)
	12		Medford, Lester vs Baylor (11/18/14)
Field Goals Made	7		MOORE, Dallas vs UNF (11/14/14)
	6		Chery, Kenny vs Baylor (11/18/14)
	6		Motley, Johnathan vs Baylor (11/18/14)
Field Goal Att.	16		Chery, Kenny vs Baylor (11/18/14)
	13		Cancer, Galal vs Cornell (11/20/14)
	13		MOORE, Dallas vs UNF (11/14/14)
FG Pct (min 5 made)	.667	(6-9)	Motley, Johnathan vs Baylor (11/18/14)
	.556	(5-9)	CLAYTON, Willie vs Charlotte (11/21/14)
3-Point FG Made	3		OGBUEZE, Braxton vs Charlotte (11/21/14)
	3		Fallas, JoJo vs Cornell (11/20/14)
	3		Chery, Kenny vs Baylor (11/18/14)
	3		BEECH, Beau vs UNF (11/14/14)
	3		MOORE, Dallas vs UNF (11/14/14)
3-Point FG Att.	9		Chery, Kenny vs Baylor (11/18/14)
	7		BODAGER, Aaron vs UNF (11/14/14)
	7		MACKEY, Trent vs UNF (11/14/14)
	7		BEECH, Beau vs UNF (11/14/14)
3-Pt FG Pct (min 2 made)	1.000	(3-3)	Fallas, JoJo vs Cornell (11/20/14)
	.667	(2-3)	Medford, Lester vs Baylor (11/18/14)
Free Throws Made	6		HENRY, Pierria vs Charlotte (11/21/14)
	5		Miller, Shonn vs Cornell (11/20/14)
	5		Cancer, Galal vs Cornell (11/20/14)
	5		Chery, Kenny vs Baylor (11/18/14)
	5		Motley, Johnathan vs Baylor (11/18/14)
	5		O'Neale, Royce vs Baylor (11/18/14)
Free Throw Att.	7		HENRY, Pierria vs Charlotte (11/21/14)
	7		BANKS, Romelo vs UNF (11/14/14)
FT Pct (min 3 made)	1.000	(5-5)	Miller, Shonn vs Cornell (11/20/14)
	1.000	(5-5)	Motley, Johnathan vs Baylor (11/18/14)
	1.000	(4-4)	MOORE, Dallas vs UNF (11/14/14)
Rebounds	7		WILLIAMS, Terrence vs Charlotte (11/21/14)
	7		HENRY, Pierria vs Charlotte (11/21/14)
	7		O'Neale, Royce vs Baylor (11/18/14)
Assists	7		O'Neale, Royce vs Baylor (11/18/14)
	3		MACKEY, Trent vs UNF (11/14/14)
Steals	3		HENRY, Pierria vs Charlotte (11/21/14)
	3		Chery, Kenny vs Baylor (11/18/14)
Blocked Shots	3		THORNE JR., Mike vs Charlotte (11/21/14)
	2		LaMore, Dave vs Cornell (11/20/14)
	2		Onuorah, David vs Cornell (11/20/14)
	2		DANIELS, Demarcus vs UNF (11/14/14)
	2		BANKS, Romelo vs UNF (11/14/14)
Turnovers	8		HENRY, Pierria vs Charlotte (11/21/14)
	7		Chery, Devin vs Cornell (11/20/14)
Fouls	5		Miller, Shonn vs Cornell (11/20/14)
	5		DANIELS, Demarcus vs UNF (11/14/14)
	5		BEECH, Beau vs UNF (11/14/14)

