



# SOUTH CAROLINA BASKETBALL

MBB CONTACT: EMILY MILES // EFEENEY@MAILBOX.SC.EDU // 803-777-7743 // @EMILYMILES\_SID

## 2016-17 SCHEDULE

OVERALL: 9-2 | SEC: 0-0

### NOVEMBER

6	Newberry +	W, 107-89
11	Louisiana Tech	W, 85-76
13	Holy Cross %	W, 81-49
15	Monmouth %	W, 70-69 (OT)
18	SC State %	W, 92-50
23	No. 25/24 Michigan	W, 61-46
26	vs. No. 18/16 Syracuse!	W, 64-50

### DECEMBER

1	Vermont	W, 68-50
4	FIU	W, 70-54
12	vs. Seton Hall &	L, 67-64
17	at USF	W, 77-66
21	Clemson	L, 62-60
27	Lander	7 p.m./SECN
30	at Memphis	9 p.m./ESPNU

### JANUARY

4	at Georgia*	7 p.m./ESPNU
7	Texas A&M*	1:30/4:30 p.m./CBS
11	at Tennessee*	6:30 p.m./ SECN
14	Ole Miss*	6:30 p.m./ESPNU
18	Florida*	6:30 p.m./ SECN
21	at Kentucky*	4-8 p.m./ESPN/2
24	Auburn*	6:30 p.m./ SECN
28	at Missouri*	8:30 p.m. SECN

### FEBRUARY

1	at LSU*	9 p.m./ SECN
4	Georgia*	2 p.m./ESPN/2
7	Alabama*	6:30 p.m./ SECN
11	at Mississippi State*	8 p.m./ESPN2
15	Arkansas*	6:30 p.m./ SECN
18	at Vanderbilt*	8:30 p.m./ SECN
21	at Florida*	7 p.m./ESPN
25	Tennessee*	1 p.m./ SECN
28	Mississippi State*	7 p.m./ESPNU

### MARCH

4	at Ole Miss*	8:30 p.m./ SECN
8-12	TBA (SEC Tournament)	TBA

All home games in **bold** | All times listed Eastern  
\* indicates SEC contest | + indicates exhibition | SECN+ - SEC Network + | SECN - SEC Network | CBSSN - CBS Sports Network | % - Brooklyn Hoops Holiday Invitational (Columbia, S.C.) | ! - Brooklyn Hoops Holiday Invitational (Brooklyn, N.Y.) | & - Under Armour Reunion (New York, N.Y.)

## No. RV/25 SOUTH CAROLINA (9-2) vs. Lander (3-6)

TUE., DEC. 27 • COLONIAL LIFE ARENA (18,000) • COLUMBIA, S.C. • 7 P.M. • SEC NETWORK



GAMECOCKS

VS



BEARCATS

**Head Coach:** Frank Martin (FIU, '93)  
**Record At Carolina:** 79-65 (5th season)  
**Career Record:** 196-119 (10th season)  
**Record vs. Lander:** 0-0

**Top scorer:** Thornwell (18.7)  
**Top rebounder:** Thornwell (6.7)  
**Top assist maker:** Thornwell (4.1)  
**Media Relations:** Emily Miles  
**Twitter Updates:** @GamecockMBB

**Head Coach:** Steve Roberts (Lander, '84)  
**Record At Lander:** 25-16 (2nd season)  
**Career Record:** 34-84 (5th season)  
**Record vs. S. Carolina:** 0-0

**Top scorer:** Washington (18.9)  
**Top rebounder:** Washington (7.0)  
**Top assist maker:** Purdie (3.8)  
**Media Relations:** Rixon Lane  
**Twitter Updates:** @LUmbbbearcats

## GAME 12

**Broadcast:** SEC Network  
**Play-By-Play:** Tom Werme  
**Analyst:** Kyle Macy

**Radio:** Gamecock Radio Network  
**Play-By-Play:** Derek Scott  
**Analyst:** Casey Manning  
**Sirius:** N/A; **XM:** N/A

**Watch:** WatchESPN App  
**Live Stats:** GamecocksOnline.com  
**Tickets:** GamecocksOnline.com

**Series:** South Carolina leads 1-0  
**Last Meeting:** SC win 96-54 on Nov. 26, 1988, in Columbia  
**Series In Columbia:** SC leads 1-0

### PROBABLE STARTERS

SOUTH CAROLINA	HT.	WT.	YR.	HOMETOWN	PPG	RPG	MP
G - #10 Duane Notice	6-2	225	Sr.	Toronto, Ontario	10.5	2.1	32.5
G - #15 PJ Dozier	6-6	205	So.	Columbia, S.C.	15.5	4.9	27.7
G - #20 Justin McKie	6-4	204	Sr.	Columbia, S.C.	5.3	3.2	21.8
F - #21 Maik Kotsar	6-10	245	Fr.	Tallin, Estonia	8.9	5.2	23.5
F - #30 Chris Silva	6-9	223	So.	Libreville, Gabon	9.5	6.1	19.2

LANDER	HT.	WT.	YR.	HOMETOWN	PPG	RPG	MPG
G - #2 Rahu Purdie	5-9	160	So.	White Oak, N.C.	14.9	3.7	30.3
G - #10 JR Washington	6-3	175	Sr.	Manassas, Va.	18.9	7.0	33.9
G - #24 Taylor Buffkin	6-2	180	R-Sr.	Ocean Isles Beach, N.C.	2.0	1.7	13.1
F - #22 TJ Knight	6-8	210	Fr.	Lexington, S.C.	2.9	2.7	11.4
F - #5 Chris Tate	6-6	200	R-Fr.	Abbeville, S.C.	4.1	2.7	16.2

\*\*\*starters based on previous game

### TODAY'S GAME

South Carolina will host Lander on Tuesday in its first contest following the break for the holidays. The meeting marks just the second all-time between the two schools and the first since the 1988-89 season. South Carolina will host the Bearcats on Tuesday, before traveling to face Memphis on Friday at the FedEx Forum.

### GAME STORYLINES

- South Carolina is in its 109th season of varsity basketball in 2016-17.
- On the sidelines, Frank Martin is joined by associate head coach Matt Figger, assistant coaches Perry Clark and Bruce Shingler, and director of operations Andy Assaley.
- The Gamecocks are receiving votes in this week's AP poll and are 25th in the USA Today Coaches Poll after a loss to Clemson last week. The Gamecocks have risen to as high as 15th in the AP poll this season, which was the highest rank for Carolina since the Gamecocks were ranked 14th in the final poll of the 1997-98 campaign. The Gamecocks high mark in the Coaches poll this season was at No. 15.
- South Carolina suffered a loss to intrastate rival Clemson last Wednesday at Colonial Life Arena despite a career high 26 points from sophomore guard PJ Dozier. Dozier has now recorded at least 20 points in five straight games. Sophomore forward Chris Silva recorded a career high 14 as well, but Clemson connected on 41 percent of its attempts from the floor, and was 5-of-6 from the free throw line in the final minute to close the two-point victory.
- Carolina hit just 35.5 percent from the floor vs. the Tigers, which was the Gamecocks' second-lowest percentage of the season.
- The Gamecocks rebounded from their first loss of the season with an 11-point road win at USF on Dec. 17. Trailing by six at halftime, the duo of senior guard Duane Notice and sophomore guard PJ Dozier recorded 28 of Carolina's 46 second-half





















### SOCIAL HUB

@GAMECOCKMBB // #GAMECOCKS  
FACEBOOK.COM/GAMECOCKMBB



# SOUTH CAROLINA GAMECOCKS

Overall: 9-2; SEC: 0-0; Home: 7-1; Away: 1-0; Neutral: 1-1

0		<b>SINDARIUS THORNWELL</b> - Sr. - G - 6-5 - 211 - Lancaster, S.C. <b>MIN</b> <b>PTS</b> <b>RBS</b> <b>AST</b> <b>FG%</b> <b>3FG%</b> <b>FT%</b> 31.0 18.7 6.7 4.1 47.7 48.3 87.5	- Named the SEC Player of the Week on Nov. 28 after leading Carolina with 16 points, six rebounds, five assists and three steals in upset win over Syracuse - Named the Brooklyn Hoops Holiday Invite MVP - Matched career high with nine assists in win over Vermont; also 11 points, 3 steals
1		<b>KORY HOLDEN</b> - Jr. - G - 6-1 - 181 - Salisbury, Md. <b>MIN</b> <b>PTS</b> <b>RBS</b> <b>AST</b> <b>FG%</b> <b>3FG%</b> <b>FT%</b> 36.3 17.7 3.0 4.2 39.4 38.8 79.5	- Junior guard who transferred from Delaware and will have to sit out the 2016-17 season due to NCAA transfer rules - Tallied 892 points in two seasons at Delaware - Stats listed are from sophomore season at Delaware
2		<b>HASSANI GRAVETT</b> - R-So. - G - 6-1 - 183 - Villa Rica, Ga. <b>MIN</b> <b>PTS</b> <b>RBS</b> <b>AST</b> <b>FG%</b> <b>3FG%</b> <b>FT%</b> 20.5 3.9 2.2 1.6 30.6 20.8 40.0	- Four rebounds and a team high four assists in win vs. Michigan, playing a season high 29 minutes - Breakout game vs. Seton Hall, tallied a season high 11 points, to go along with three rebounds in 28 minutes - Missed the USF contest due to an ankle sprain
4		<b>RAKYM FELDER</b> - Fr. - G - 5-10 - 210 - Brooklyn, N.Y. <b>MIN</b> <b>PTS</b> <b>RBS</b> <b>AST</b> <b>FG%</b> <b>3FG%</b> <b>FT%</b> 12.6 3.2 1.2 1.5 44.0 46.2 57.1	- Tallied eight points in season debut vs. Holy Cross, hitting a pair of 3s in the win - Nine points, two assists, two blocks and two steals in 17 minutes vs. SC State - Dished a team high four assists in the win over FIU - Season high 11 points, connecting for three 3s, along with a season best five assists in win at USF
5		<b>TEMARCUS BLANTON</b> - R-So. - G - 6-5 - 206 - Locust Grove, Ga. <b>MIN</b> <b>PTS</b> <b>RBS</b> <b>AST</b> <b>FG%</b> <b>3FG%</b> <b>FT%</b> 4.7 3.0 1.7 0.0 60.0 66.7 50.0	- Made season debut vs. Holy Cross, hitting a 3 off the bench - Played 7 minutes off the bench in win vs. Monmouth, hitting a clutch 3 - DNP vs. SC State and Michigan due to an abdominal strain - Hit a jumper in return to the court in upset win vs. Syracuse - DNP vs. Vermont, FIU, Seton Hall and USF due to a strained groin
10		<b>DUANE NOTICE</b> - Sr. - G - 6-2 - 225 - Toronto, Canada <b>MIN</b> <b>PTS</b> <b>RBS</b> <b>AST</b> <b>FG%</b> <b>3FG%</b> <b>FT%</b> 32.5 10.5 2.1 2.9 35.0 34.8 66.7	- Assist on game-winner in OT victory vs. Monmouth; 15 points, 5 assists 3 steals vs. Hawks - 13 points and five rebounds in win vs. Michigan - Seven points with two assists in upset win over Syracuse - Breakout game vs. FIU, matched career high with 27 points, hitting a career high six 3s - Struggled in the 1st half, but tallied 14 points, hitting four 3s, in 2nd half vs. USF
12		<b>KHADIM GUEYE</b> - Fr. - F - 7-0 - 235 - Dakar, Senegal <b>MIN</b> <b>PTS</b> <b>RBS</b> <b>BLK</b> <b>FG%</b> <b>3FG%</b> <b>FT%</b> 8.6 0.6 1.1 0.4 14.3 0.0 83.3	- Labeled as a strong and physical center who runs the floor well - Averaged 9.3 points, 9.5 rebounds and 1.2 blocks per game last season at Victory Rock Prep - Tallied first points of the season vs. SC State, scoring six points with five rebounds
13		<b>TOMMY CORCHIANI</b> - Fr. - G - 6-1 - 173 - Raleigh, N.C. <b>MIN</b> <b>PTS</b> <b>RBS</b> <b>AST</b> <b>FG%</b> <b>3FG%</b> <b>FT%</b> 2.0 0.0 0.5 0.0 0.0 0.0 0.0	- Averaged 12 points, four rebounds and four assists during senior season at Ravenscroft High School - Son of former NC State standout Chris Corchiani - Saw action vs. SC State, collecting a rebound
14		<b>RAN TUT</b> - Jr. - F - 6-9 - 210 - Melbourne, Australia <b>MIN</b> <b>PTS</b> <b>RBS</b> <b>AST</b> <b>FG%</b> <b>3FG%</b> <b>FT%</b> 7.0 1.0 2.3 0.3 33.3 0.0 0.0	- Played two seasons at Monroe College, averaging 10.4 points, 5.9 rebounds and 1.1 blocks in 21.0 minutes per game - Prior to time at Monroe, attended Victory Rock Prep in Bradenton, Fla. - Valuable minutes off the bench in opener vs. La Tech, 4 points, 6 rebounds
15		<b>PJ DOZIER</b> - So. - G - 6-6 - 205 - Columbia, S.C. <b>MIN</b> <b>PTS</b> <b>RBS</b> <b>AST</b> <b>FG%</b> <b>3FG%</b> <b>FT%</b> 27.7 15.5 4.9 3.0 46.1 41.9 71.9	- Team high 20 points, with 5 rebounds, 3 assists and a pair of steals vs. Seton Hall - Then-career high 23 points, to go along with five rebounds, five assists and three steals in road win at USF; has hit at least 20 points in four straight games - Career high 26 points/8 rebounds/5 assists/4 steals vs. Clemson - Over the course of the last five games, 22.0 ppg, 6.2 rpg, 3.4 apg, 3.2 spg
20		<b>JUSTIN MCKIE</b> - Sr. - G - 6-4 - 204 - Columbia, S.C. <b>MIN</b> <b>PTS</b> <b>RBS</b> <b>AST</b> <b>FG%</b> <b>3FG%</b> <b>FT%</b> 21.8 5.3 3.2 1.3 35.9 17.9 63.6	- First career start in win over FIU - Big vs. Seton Hall, hit two clutch free throws with 31 seconds on the clock to tie the game; scored 9 points with 2 steals, converting both steals into points - Team high four steals, along with three assists and nine points in road win at USF
21		<b>MAIK KOTSAR</b> - Fr. - F - 6-10 - 245 - Tallin, Estonia <b>MIN</b> <b>PTS</b> <b>RBS</b> <b>AST</b> <b>FG%</b> <b>3FG%</b> <b>FT%</b> 23.5 8.9 5.2 0.6 62.5 0.0 50.0	- Tied for the team lead with 16 points, adding two rebounds and two steals in upset win over Syracuse; was 7-of-9 from the field vs. the Orange - 11 points and nine rebounds in road win at USF; playing in season high 30 minutes - 10 points and eight rebounds vs. Clemson before sidelined the final 2:34 of the contest due to cramps
23		<b>EVAN HINSON</b> - Fr. - G - 6-4 - 238 - Deltona, Fla. <b>MIN</b> <b>PTS</b> <b>RBS</b> <b>AST</b> <b>FG%</b> <b>3FG%</b> <b>FT%</b> - - - - - - -	- Averaged 23.5 points, 6.8 rebounds and 4.7 assists per game as a junior when he was named the Daytona Beach News-Journal's Player of the Year on the hardwood - Also a member of the Carolina football team, playing tight end
24		<b>SEDEE KEITA</b> - Fr. - F - 6-9 - 240 - Philadelphia, Pa. <b>MIN</b> <b>PTS</b> <b>RBS</b> <b>BLK</b> <b>FG%</b> <b>3FG%</b> <b>FT%</b> 11.4 2.1 1.9 0.3 27.8 0.0 83.3	- Was sidelined during preseason camp due to a wrist injury - Saw action vs. Syracuse, collecting a rebound, an assist, a block and a steal - Six points and four rebounds in win over FIU - Five points with three rebounds vs. Seton Hall
25		<b>CHRISTIAN SCHMITT</b> - Fr. - G - 6-0 - 175 - Mars, Pa. <b>MIN</b> <b>PTS</b> <b>RBS</b> <b>AST</b> <b>FG%</b> <b>3FG%</b> <b>FT%</b> 2.0 0.0 0.0 0.0 0.0 0.0 0.0	- Walk-on who joined the Gamecocks this fall - Averaged 12.0 points, 3.0 rebounds and 5.0 assists per game during senior season at Mars Area High - Saw action vs. SC State
30		<b>CHRIS SILVA</b> - So. - F - 6-9 - 223 - Libreville, Gabon <b>MIN</b> <b>PTS</b> <b>RBS</b> <b>BLK</b> <b>FG%</b> <b>3FG%</b> <b>FT%</b> 19.2 9.5 6.1 2.0 57.4 0.0 68.6	- Blocked a career high five shots in the win over FIU - 11 points and 9 rebounds vs. Seton Hall before fouling out; also four blocks - Has 9 blocks in the last two games/4th in the SEC with 2.3 blocks per game - Foul trouble at USF, scored six points with five rebounds - Career high 14 points vs. Clemson, also four rebounds
31		<b>JARRELL HOLLIMAN</b> - R-Jr. - F - 6-7 - 206 - Alpharetta, Ga. <b>MIN</b> <b>PTS</b> <b>RBS</b> <b>AST</b> <b>FG%</b> <b>3FG%</b> <b>FT%</b> 7.3 0.7 0.9 0.2 33.3 0.0 1.000	- R-junior forward who saw action in four contests last season - Career high 14 minutes in opener vs. La Tech, scoring first points of his career, finishing with four points and an assist - Collected a rebound vs. Holy Cross in 12 minutes off the bench
34		<b>JOHN RAGIN</b> - So. - G - 6-2 - 177 - Eastover, S.C. <b>MIN</b> <b>PTS</b> <b>RBS</b> <b>AST</b> <b>FG%</b> <b>3FG%</b> <b>FT%</b> - - - - - - -	- Saw action in four contests before an illness sidelined him for the final 11 games of the season - Tallied two points in home win vs. Francis Marion (Dec. 30)

## INTERVIEW POLICIES

All interview requests must be made in advance to SID Emily Miles in the South Carolina Media Relations Office. Beginning with the start of practice in October, Miles will release a weekly coach and student-athlete availability schedule to media on Mondays.

**Post-Game Interview Policy:** After each home game, the visiting coach will address the media first, followed by South Carolina student-athletes then South Carolina head coach Frank Martin. (Depending on deadline, this may be altered on a game-by-game basis).

**Road Interview Policy:** Interviews with Coach Martin and Gamecock student-athletes while on the road will be scheduled according to the home post-game media procedure.

All interviews are to be coordinated through the Media Relations Office. This allows the staff to arrange the interview when it best suits the student-athlete's and the reporter's schedules. Please contact the Media Relations Office in advance to make your interview requests. Media are not permitted to contact student-athletes on their own at any time.

All interviews will take place at the designated media interview site for that day as listed in the weekly availability schedule or in the Media Relations Office.

Dormitory, apartment and cell phone numbers for student-athletes will not be provided to the media. Should you need to conduct a telephone interview with a student-athlete, a call will be placed to you from the student-athlete at a mutually agreeable time.

### SOUTH CAROLINA MEDIA RELATIONS

**Emily Miles, primary contact**

**Associate Director**

cell: 803-727-3284

e-mail: efeeney@mailbox.sc.edu

Twitter: @EmilyMiles\_SID

Website: www.GamecocksOnline.com

Facebook: www.Facebook.com/GamecockMBB

Twitter: @GamecockMBB

Instagram: @GamecockMBB

## STAT COMPARISON

	SC	LANDER	NCAA Rank
Record	9-2	3-6	43/238
Conference Record	-	0-2	-
Current Streak	L1	L3	-
Scoring Avg.	72.0	74.0	222/211
Opponent Scoring Avg.	58.1	76.2	6/166
Scoring Margin	+13.9	-2.2	39/224
Field Goal %	.441	.430	179/250
Opponent Field Goal %	.352	.470	3/253
3-Point Field Goal %	.351	.382	173/85
Opponent 3-Point Field Goal %	.269	.353	2/165
3-Point Field Goal Made PG	6.6	9.6	239/45
3-Point Field Goal Attempts PG	18.9	25.0	298/173%
Free Throw %	.699	.670	158/250
Opponent Free Throw %	.694	.732	-
Rebounding Avg.	37.4	33.3	150/287
Opponent Rebounding Avg.	33.5	37.8	-
Rebounding Margin	+3.9	-4.4	97/258
Turnovers Avg.	13.0	12.6	125/70
Opponent Turnover Avg.	16.2	12.9	35/221
Assists Avg.	14.1	14.1	161/163
Blocks Avg.	4.7	3.2	67/108
Steals Avg.	8.3	6.1	33/183

% indicates total attempts

NCAA stats games through Dec. 25/Lander NCAA stats DII

## BY THE NUMBERS

### 3rd

South Carolina ranks **third** nationally in field goal percentage defense (games through Dec. 25), allowing opponents to hit just 35.2% from the floor this season. That mark leads the SEC as well.

### 26

Sophomore guard PJ Dozier recorded a career high 26 points vs. Clemson. He has tallied at least 20 points in five consecutive games entering Tuesday's matchup vs. Lander.

### 30th

South Carolina ranks **30th** in the NCAA RPI (games through Dec. 25), which is fourth in the SEC behind Florida (5th), Kentucky (10th) and Arkansas (19th).

### 5

South Carolina's two losses this season have come by a combined five points, suffering a three-point loss to Seton Hall and just a two-point loss vs. Clemson last week.

## A SOUTH CAROLINA WIN WOULD ...

- Be Carolina's second all-time vs. Lander.
- Be the first Gamecock win over a member of the Peach Belt Conference since posting a 78-56 win over Francis Marion on Dec. 30, 2015.
- Be the 24th home win in the last 28 games played at Colonial Life Arena.

points to help the Gamecocks earn the road win. Carolina committed a season low seven turnovers in the contest, forcing 17 by the Bulls, and collecting nine steals and posting 16 points off of turnovers.

- Rookie guard Rakym Felder had one of his top performances of the season at USF, scoring a season high 11 points, hitting three 3s, dishing five assists and playing a season high 26 minutes.

- South Carolina suffered its first loss of the season on Dec. 12 in a 67-64 decision to Seton Hall at Madison Square Garden in the Under Armour Reunion. Carolina held the Pirates to just 34.5% from the floor, but Seton Hall was solid at the free throw line, hitting 26-of-36 attempts on the night, while also holding a 49-35 upperhand on the boards in the win.

- South Carolina pushed its win streak to eight with a 70-54 home win over FIU on Dec. 4. Senior guard Duane Notice matched his career high with 27 points, while setting a new career mark with six made 3s in the game. Sophomore guard PJ Dozier marked the scoreboard for 20, his second-consecutive 20-point outing, while he also tied for the team lead in rebounds (7) and steals (4).

- For his play vs. Vermont and FIU, Dozier was named the Dec. 5, SEC Player of the Week.

- A career night from sophomore guard PJ Dozier led the Gamecocks to a 68-50 win over visiting Vermont on Dec 1. Dozier was 9-of-15 from the field, which included three 3s, en route to a then-career high 21 points on the night. He also collected six rebounds and three steals to match teammate Sindarius Thornwell for the team high in both categories. The South Carolina defense continued to play strong, holding the Catamounts to just 35.3% from the field, with 18 made baskets.

- The Gamecocks were credited for 18 assists in the win over Vermont, with senior guard Sindarius Thornwell matching his career high with nine.

- The Gamecocks jumped in to the national rankings on Nov. 28 for the first time this season after posting wins over two ranked opponents the previous week in No. 25/24 Michigan and No. 18/16 Syracuse. The Gamecocks checked in at No. 20 in the Associated Press poll and No. 23 in the Coaches Poll.

- South Carolina returns two starters and eight letterwinners from last season's squad that posted a 25-9 overall record, matching the Carolina record for total wins.

- Those returning starters feature the only backcourt in the SEC with two 1,000-point scorers, in senior guards Sindarius Thornwell and Duane Notice. The duo accounted for 24.2 points and 6.1 assists per game last season.

- Thornwell was named to the SEC All-Defensive Team last March, while Notice was named the league's Sixth Man Of the Year.

- The Gamecocks began the 2015-16 season 15-0, their best start since the 1933-34 campaign.

- Carolina welcomes 10 newcomers to the squad this season in Tommy Corchiani, Rakym Felder, Hassani Gravett, Khadim Gueye, Evan Hinson, Kory Holden, Sedee Keita, Maik Kotsar, Christian Schmitt and Ran Tut.

## SCOUTING LANDER



- The Bearcats are led by head coach Steve Roberts in his second season at Lander and fifth overall.

- Lander is the reigning Peach Belt Conference champions. The squad posted a 22-10 record in 2015-16 and advanced to the NCAA Tournament.

- Returning to the court is the team's top scorer JR Washington, who averaged 19.6 points per game last season and earned All-Peach Belt Second-Team honors.

- Washington's 18.9 points per game pace the squad this season, while he also leads the team with 7.0 rebounds per game.

## KEY STAT

Over the course of the last five games South Carolina has lost the rebounding battle four times, out-rebounded vs. FIU, Seton Hall, USF and against Clemson. Opponents hold a +3.6 margin on the glass during the stretch.



## ASSOCIATED PRESS TOP 25

Dec. 26, 2016

Rk.	Team	Record	Pts.
1	Villanova (56)	12-0	1,614
2	UCLA (3)	13-0	1,518
3	Kansas	11-1	1,461
4	Baylor (6)	12-0	1,458
5	Duke	12-1	1,375
6	Louisville	11-1	1,260
7	Gonzaga	12-0	1,222
8	Kentucky	10-2	1,171
9	North Carolina	11-2	1,113
10	Creighton	12-0	1,049
11	West Virginia	11-1	933
12	Virginia	10-1	892
13	Butler	11-1	837
14	Wisconsin	11-2	772
15	Purdue	11-2	745
16	Indiana	10-2	709
17	Xavier	10-2	548
18	Arizona	11-2	512
19	Saint Mary's	10-1	407
20	Florida State	12-1	326
21	Oregon	11-2	321
22	USC	13-0	248
23	Cincinnati	10-2	207
24	Notre Dame	10-2	204
25	Florida	9-3	76

Others receiving votes: Maryland 40, Virginia Tech 37, Seton Hall 18, Clemson 12, Minnesota 8, Miami 8, Oklahoma State 7, Northwestern 5, **South Carolina 4**, UNC Wilmington 3, Arkansas 3, Iowa State 2

## ESPN/USA TODAY TOP 25

Dec. 26, 2016

Rk.	Team	Record	Pts.
1	Villanova (27)	12-0	771
2	UCLA (2)	13-0	736
3	Kansas (1)	11-1	695
4	Baylor	12-0	656
5	Duke (1)	12-1	641
6	Gonzaga	12-0	600
7	Louisville	11-1	560
8	Kentucky	10-2	537
9	Creighton	12-0	531
10	North Carolina	11-2	522
11	Virginia	10-1	454
12	West Virginia	11-1	438
13	Butler	11-1	397
14	Wisconsin	11-2	347
15	Purdue	11-2	331
16	Indiana	10-2	285
17	Xavier	10-2	277
18	Arizona	11-2	232
19	Saint Mary's	10-1	214
20	Florida State	12-1	161
21	Oregon	11-2	148
22	USC	13-0	136
23	Cincinnati	10-2	93
24	Notre Dame	10-2	92
25	<b>South Carolina</b>	<b>9-2</b>	<b>57</b>

Others receiving votes: Florida 37, Maryland 33, Arkansas 27, Oklahoma State 17, Miami 13, TCU 7, California 7, Minnesota 7, Virginia Tech 4, Seton Hall 4, Nevada 3, Colorado 2, UNC Wilmington 1, New Mexico State 1, Middle Tennessee 1



## SOUTHEASTERN CONFERENCE STANDINGS

As of Dec. 26

Team	Conference	Overall
Arkansas	0-0	11-1
Auburn	0-0	10-2
Kentucky	0-0	10-2
South Carolina	0-0	9-2
Florida	0-0	9-3
Ole Miss	0-0	9-3
LSU	0-0	8-3
Mississippi State	0-0	8-3
Texas A&M	0-0	8-3
Georgia	0-0	8-4
Tennessee	0-0	7-5
Alabama	0-0	6-5
Missouri	0-0	5-6
Vanderbilt	0-0	5-6

## COACHES TELECONFERENCE

The weekly SEC men's basketball coaches teleconference will be held Monday, Jan. 2 and 16; Thursday, Jan. 26; Monday, Feb. 6, 20 and March 6. Media representatives wishing to participate in the teleconference should contact the SEC Communications Department for further details. Each coach will appear on the teleconference for seven minutes, according to the following schedule:

### ORDER OF APPEARANCE

(All Times Eastern)

11:00 a.m.	Bryce Drew, Vanderbilt
11:07 a.m.	Mike White, Florida
<b>11:14 a.m.</b>	<b>Frank Martin, South Carolina</b>
11:21 a.m.	Mark Fox, Georgia
11:28 a.m.	Johnny Jones, LSU
11:35 a.m.	John Calipari, Kentucky
11:42 a.m.	Rick Barnes, Tennessee
11:49 a.m.	Mike Anderson, Arkansas
11:56 a.m.	Avery Johnson, Alabama
12:03 a.m.	Bruce Pearl, Auburn
12:10 a.m.	Andy Kennedy, Ole Miss
12:17 a.m.	Ben Howland, Miss. State
12:24 a.m.	Kim Anderson, Missouri
12:31 a.m.	Billy Kennedy, Texas A&M

In addition, the SEC men's basketball teams who make it to postseason will be on a teleconference on Monday, March 13 beginning at 10:00 a.m. CT.

All SEC basketball teleconferences can be listened to on the internet at [www.secdigitalnetwork.com](http://www.secdigitalnetwork.com) shortly after the conclusion of the teleconference.

## CAROLINA BENCH PRODUCTION

GAME	SC-OPP	DIFF.	SC HIGH BENCH SCORER
La Tech	18-19	-1	Gravett, 7
Holy Cross	25-9	+16	McKie, 10
Monmouth	12-14	-2	McKie, 8
SC State	31-9	+22	Felder, 9
Michigan	7-15	-8	McKie, 5
vs. Syracuse	7-7	-	McKie, 3
Vermont	8-18	-10	Keita, 4
FIU	11-2	+9	Keita, 6
vs. Seton Hall	16-13	+3	Gravett, 11
at USF	13-14	-1	Felder, 11
Clemson	3-29	-26	Gravett, 2
Lander			
at Memphis			
at Georgia			
Texas A&M			
at Tennessee			
Ole Miss			
Florida			
at Kentucky			
Auburn			
at Missouri			
at LSU			
Georgia			
Alabama			
at Mississippi State			
Arkansas			
at Vanderbilt			
at Florida			
Tennessee			
Mississippi State			
at Ole Miss			

## SPECIALTY STATS

(PP) points in paint; (OT) points off turnovers; (2nd) second chance points; (FB) fast break points

(South Carolina-Opponent)

GAME	PP	OT	2ND	FB
La Tech	38-30	17-18	19-9	13-10
Holy Cross	30-20	12-9	13-4	14-4
Monmouth	24-26	10-13	12-17	0-10
SC State	44-12	23-9	28-4	14-4
Michigan	36-8	14-8	9-10	8-0
vs. Syracuse	30-8	11-11	9-10	8-3
Vermont	46-18	24-11	11-11	9-3
FIU	34-26	24-6	17-10	13-4
vs. Seton Hall	28-28	19-18	5-15	6-6
at USF	30-24	16-12	17-11	9-11
Clemson	36-33	10-10	18-13	6-15
Lander				
at Memphis				
at Georgia				
Texas A&M				
at Tennessee				
Ole Miss				
Florida				
at Kentucky				
Auburn				
at Missouri				
at LSU				
Georgia				
Alabama				
at Mississippi State				
Arkansas				
at Vanderbilt				
at Florida				
Tennessee				
Mississippi State				
at Ole Miss				
<b>SC Total</b>	<b>376</b>	<b>180</b>	<b>158</b>	<b>100</b>
<b>SC Average</b>	<b>34.2</b>	<b>16.4</b>	<b>14.4</b>	<b>9.1</b>
Opp Total	233	125	114	71
Opp Average	21.2	11.4	10.4	6.5

## UNIVERSITY INFORMATION

Location.....	Columbia, S.C.
Founded.....	1801
Enrollment.....	33,724
Nickname.....	Gamecocks
Colors.....	Garnet (PMS 202) and Black
National Affiliation.....	NCAA Division I
Conference.....	Southeastern (SEC)
Athletics Web Address.....	www.GamecocksOnline.com
University Web Address.....	www.sc.edu
President.....	Dr. Harris Pastides
NCAA Representative.....	Dr. Valinda Littlefield
Athletics Director.....	Ray Tanner
Basketball Administrator/Chief Operating Officer.....	Kevin O'Connell

## BASKETBALL STAFF/INFORMATION

Head Coach.....	Frank Martin
Alma Mater.....	Florida International, '93
Record At South Carolina/Seasons.....	79-65 (.548), 5th season
Overall Record/Seasons.....	196-119 (.622), 10 season
Assoc. Head Coach/Recruiting Coord. ....	Matt Figger (Eastern Kentucky, '95)
Assistant Coach.....	Perry Clark (Gettysburg, '74)
Assistant Coach.....	Bruce Shingler (St. Augustine's College, '05)
Director of Basketball Operations.....	Andy Assaley (Cincinnati, '96)
Strength & Conditioning Coach.....	Scott Greenawalt (Muskingum College, '98)
Athletic Trainer.....	Mark Rodger (Buffalo, '01)
Video Coordinator.....	Jay Gibbons (Clayton State, '03)
Student-Athlete Development.....	Doug Edwards (Florida State, '07)
Student Assistant Coach.....	Brian Steele (South Carolina, '16)
Graduate Student Manager.....	Ryan McIntyre (West Virginia, '16)
Director of Social Media.....	Dushawn Davis (Coastal Carolina, '11)
Special Assistant to the Head Coach.....	Jarett Gerald (South Carolina, '11)
Associate Media Relations Director.....	Emily Miles (Ball State, '03)
Home Arena.....	Colonial Life Arena
Capacity.....	18,000
Arena General Manager.....	Sid Kenyon
Press Row Phone Number.....	803-777-6182

## BASKETBALL HISTORY

First Year of Basketball.....	1908
All-Time Record.....	1,376-1,214-1 (.531)
Overall Postseason Record.....	26-19
NCAA Tournament Appearances.....	8 (1971, 1972, 1973, 1974, 1989, 1997, 1998, 2004)
NCAA Tournament Record.....	4-9
Last NCAA Tournament Appearance.....	2004, L vs. Memphis, 59-43
NIT Appearances.....	11 (1969, 1975, 1978, 1983, 1991, 1996, 2001, 2002, 2005, 2006, 2009, 2016)
NIT Record.....	22-10
Last NIT Appearance.....	2016, L vs. Georgia Tech, 83-66
Conference Championships/Titles.....	.....SoCon Regular Season (1927, 1933, 1934, 1945); SoCon Tournament Champion (1933); ACC Regular Season (1970); .....ACC Champion (1971); SEC Regular Season (1997); SEC East Division Co-Champions (2009)

## MEDIA RELATIONS

Associate Media Relations Director/Men's Basketball.....	Emily Miles
Miles' email.....	efeeny@mailbox.sc.edu
Miles' office phone.....	803-777-7743
Miles' cell phone.....	803-727-3284
Miles on Twitter.....	@EmilyMiles_SID
Website.....	GamecocksOnline.com

## OVER THE COURSE OF THE LAST FIVE GAMES...

- Sophomore guard PJ Dozier is averaging 22.0 points per game, hitting 50.6% (44-87) from the field and 43.5% (10-23) from 3-point range.
- Rookie forward Maik Kotsar is averaging 8.6 points and 7.0 rebounds per game
- Sophomore forward Chris Silva is averaging 2.4 blocks per game, while also posting 10.2 points and 6.2 rebounds per contest.
- Carolina has dished 67 assists compared to just 29 by its opponents during the stretch.
- Carolina has committed just 56 turnovers compared to 90 by its opponents.

## LANDER SERIES

The Gamecocks and Lander have met just once before, a 96-54 Carolina win on Nov. 26, 1988, in Columbia. That game was the season opener for Carolina, a contest which saw the home team hit 69.4 percent from the field, a mark that holds today as the second-highest field goal percentage in Gamecock history. Barry Manning was the high scorer for Carolina in the game, hitting 19 points on 8-of-9 shooting from the field and a 3-of-5 performance at the free throw line.

## BY THE NUMBERS

- 168** - South Carolina is 168-80 all-time at Colonial Life Arena, including a 7-1 mark this season.
- 108** - Senior guard Sindarius Thornwell currently ranks tied for fourth all-time with 108 career games started in the Garnet and Black. He has started every game of his Carolina career. He is three starts away from tying Alex English for third all-time with 111 career starts.
- 46.1%** - Sophomore guard PJ Dozier is currently averaging 46.1% from the floor this season. He hit just 38.1% from the floor during his rookie season.
- 18** - Dozier's 18 made 3s this season are eight more than his total of 10 from his rookie campaign.
- 2.0** - Sophomore forward Chris Silva is averaging 2.0 blocks per game this season, which ranks fifth in the SEC and 44th nationally.
- 13** - South Carolina's 13 steals vs. FIU on Dec. 4 marked a season high in the category, surpassing the previous high of 12 vs. Syracuse.
- 23** - The 23 turnovers by FIU marked a season high for Gamecock opponents.
- 2.5** - PJ Dozier's 2.5 steals per game leads the Gamecocks and ranks first in the SEC and 12th nationally. Dozier has five games this season with at least three steals, and collected a season high four steals vs. FIU.
- 144** - Senior guard Sindarius Thornwell now ranks in the top 10 in career steals at Carolina with 144, including 11 this season.
- 62.5%** - Rookie forward Maik Kotsar has hit 62.5 percent of his shot attempts through the first 11 games of the campaign, connecting on 45-of-72 attempts.
- 2,556** - Senior guards Duane Notice and Sindarius Thornwell have combined to score 2,556 points during their time in the Garnet and Black.
- 510** - Sindarius Thornwell ranks third among active players in the SEC with 510 career rebounds.
- 1,409** - Senior guard Sindarius Thornwell ranks 15th all-time at Carolina with 1,409 career points. He needs 16 points to pass Melvin Watson (1,424) for 14th all-time. Thornwell is just the fourth Gamecock to score at least 1,400 points since the turn of the century.
- 1,147** - Senior guard Duane Notice ranks 30th all-time at Carolina with 1,147 points. He is 46 points away from surpassing Michael Foster for 29th all-time.
- 28-2** - Over the course of the last two seasons, the Gamecocks are 28-2 in games when leading at the half. Carolina was 20-1 last season when leading at the half, and 8-1 this season when holding the edge at the break.

## THE DEFENSE

South Carolina is making headlines this season for its tenacious defense, which has held seven of 11 opponents to below 40% from the floor. The Gamecocks have ranked among the top 25 in the nation in field goal percentage defense at the conclusion of the last two seasons - 13th in 2014-15 when opponents hit 38.7%, and 25th in 2015-16 when opponents hit 39.7% - while Carolina currently ranks third nationally (opponent field goal percent of 35.2%) in the category this season.

## UP NEXT

South Carolina concludes the non-conference portion of its regular season when it travels to face Memphis on Friday at the FedEx Forum. The meeting marks the 35th all-time between the two schools and the ninth road game in the series for Carolina. Richard Cross (pxp) and Mark Wise (analyst) will have the call for the 9 p.m. ET tip off on ESPN.

## CAROLINA TRENDS UNDER MARTIN

*Gamecock trends under Frank Martin ...*

- South Carolina is 49-33 when posting at least six made 3s in a game.
  - South Carolina posted a season high 12 made 3s in the 32-point win vs. Holy Cross on Nov. 13, 2016.
- South Carolina is 65-24 when scoring more points in the paint than its opponent.
  - The Gamecocks out-scored Syracuse 30-8 in points in the paint in the upset win at the Barclays Center on Nov. 26.
- South Carolina is 67-31 when holding its opponents to under 45 percent from the field.
  - South Carolina held Michigan to 19.2% from the field on Nov. 23.
- South Carolina is 63-27 when out-rebounding its opponent.
  - The Gamecocks out-rebounded SC State by 23 rebounds in the win on Nov. 18.

## CLEMSON NOTABLES

- Sophomore guard PJ Dozier had a new career-high 26 points. Tonight was his fifth-straight game with 20-plus.
- Carolina's defense has had eight-plus steals in six-straight games.
- Dozier tied a career-high with 34 minutes played.
- Sophomore forward Chris Silva tallied a new career-high with 14 points.
- Freshman Maik Kotsar was also in double-figures for the Gamecocks with 10 points.
- Kotsar and Dozier tied for the team lead with eight rebounds.
- Tonight's loss was just the fourth for Carolina in its last 27 home games.

## USF NOTABLES

- Sophomore guard PJ Dozier had a new career-high 23 points. Today was his fourth-straight game with 20-plus.
- The Gamecocks forced 17 turnovers, including 9 steals.
- Carolina's stingy defense has had nine-plus steals in five-straight games.
- Senior guard Duane Notice, who tallied four made 3s in the second half, has recorded three or more made 3s in four games this season.
- Freshman guard Rakym Felder logged a new career-high with 11 points. He also set a new career-high with 3 made field goals from behind the arc.
- Dozier (5), Felder (5), Notice (4) and senior Justin McKie (3) accounted for 17 of the team's 18 assists.
- Carolina shot 53.6 percent in the second half (15-of-28), including 75 percent from 3 (6-of-8).

## SETON HALL NOTABLES

- Sophomore PJ Dozier, who tallied his first career 20-point game vs. Vermont on Dec. 1, scored 20 again for his third-straight outing with 20-plus.
- South Carolina forced 17 turnovers, including 10 steals.
- The 10 steals marked the Gamecocks fourth-consecutive game with 10-plus steals since tallying 11 vs. Syracuse on Nov. 26 in Brooklyn.
- Sophomore guard Hassani Gravett tallied his first career game in double-figures after scoring 11 Monday night.
- Gravett tied a career-high with two 3-pointers.
- Sophomore Chris Silva logged a season-high 29 minutes.
- Silva, who had four blocks Monday, has had two or more blocks in seven of Carolina's nine games.

## FIU NOTABLES

- The Gamecocks have not trailed since the first half vs. No. 25/24 Michigan on Nov. 23.
- The win marks the third time since the 2003-04 season South Carolina has started 8-0. The Gamecocks started 8-0 in 2003-04 and in 2015-16, when the team won 15-straight games to start the year.
- The Gamecocks have now won 23 of their last 26 games in Colonial Life Arena.
- The victory was head coach Frank Martin's second over his alma mater.
- Freshman forward Sedee Keita (19) and freshman Rakym Felder (25) each logged season highs in minutes.
- Senior Duane Notice matched a career-high with 27 points. He scored 27 at Marshall his sophomore year on Dec. 1, 2014.
- Notice hit six 3s, which set a new single-game career-high. He's hit five in a game twice, the last time coming at Missouri last season.

## VERMONT NOTABLES

- Tonight's win marks the third time since the 2003-04 season South Carolina has started 7-0. The Gamecocks started 7-0 in 2003-04 and in 2015, when the team won 15-straight games to start the year.
- The Gamecocks have now won 22 of their last 25 games in Colonial Life Arena.
- The win marked Carolina's first over a current member of the America East Conference since posting a 79-67 win over Hartford on Jan. 9, 1985.
- Freshman big man Maik Kotsar finished with 14 points, marking his fourth-straight game in double-figures.
- Freshman forward Sedee Keita scored his first career points going 2-of-2 at the foul line early in the first half.

## SYRACUSE NOTABLES

- The Gamecocks picked up back-to-back wins over ranked opponents for the first time since 2008-09, when the team took down No. 24 Florida and No. 24 Kentucky over a span of ten days. Head coach Frank Martin now has 24 wins over top-25 teams in his career.
- South Carolina is now 3-0 in the Barclays Center, with two straight wins over top-25 teams as well. The Gamecocks beat No. 9 Iowa State in its last trip to Brooklyn, on Jan. 3, 2015.
- Sindarius Thornwell was named the Brooklyn Hoops Holiday Invite MVP after scoring 16 points with six rebounds, five assists and three steals.
- Maik Kotsar held his own against a tough interior presence from Syracuse. The freshman forward finished with a season-high 16 points and a pair of steals. This is the third straight game in double figures for the native of Tallin, Estonia.
- The Gamecocks picked up 12 steals in the win, a new season high. The previous best this year was seven against Monmouth.
- PJ Dozier tallied his first career double-double in the game, pulling down 10 rebounds to go with 15 points. The sophomore guard's previous high was nine against Hofstra on Nov. 22 of last season.
- South Carolina has now won two straight in the all-time series. The last matchup between the two programs came in the 2002 postseason NIT.

## THORNWELL NAMED TO PRESEASON SQUAD

Senior guard Sindarius Thornwell was named to the Preseason All-SEC First Team on Thursday by the league's coaches. Thornwell enters the season as the league's high scorer for active players with 1,278 career points. This marks the third-straight season that Thornwell has garnered preseason honors from the coaches, as he was named to the Preseason All-SEC Second Team prior to his sophomore and junior campaigns.

## 2016-17 SCHEDULE

South Carolina has an exciting schedule set for the 2016-17 campaign. The slate features 14 games, with 10 home contests, including one exhibition. Highlighting the non-conference portion of the schedule is the Gamecocks' participation in the Brooklyn Hoops Holiday Invitational, as well as a matchup versus Seton Hall in the Under Armour "Reunion" doubleheader at Madison Square Garden in mid-December. The Gamecocks will face eight teams that advanced to the postseason a year ago, with four of those NCAA Tournament participants, including Syracuse, which advanced to the Final Four.

## GAMECOCKS CONCLUDE HISTORIC 2015-16 REGULAR SEASON

South Carolina concluded an historic regular season on March 5, 2015, with a 76-61 win on the road at Arkansas. That victory set the school record for regular-season wins at 24. The Gamecocks began the season 15-0, their best start since the 1933-34 campaign, and the 24 wins marked the most since the 1996-97 squad also posted 24 victories. In addition, South Carolina's 11 SEC wins marked the most since 1998, match the second-most ever by a Carolina team and marked just the fourth time that the Gamecocks had double-digit SEC wins in their 25 years in the league.

## GAMECOCKS ANNOUNCE MARTIN'S MATH CLUB

The SC Education Oversight Committee (EOC) announced on Nov. 28 "Martin's Math Club," a partnership with University of South Carolina head men's basketball coach Frank Martin and the University of South Carolina Athletics Department. Martin, a former high school math educator, developed the project designed to help young people learn that math is fun and relevant in their daily lives. The inaugural "Martin's Math Club" contest will run from November 28, 2016-February 24, 2017. The contest provides the opportunity for teachers and students in grades Kindergarten through 8th grade to win two tickets to a Gamecock men's basketball home game. With assistance from SC math educators, the EOC published 18 standards-based lessons for K-8th grade that incorporate math and basketball. For more information visit [helpwithmathsc.org](http://helpwithmathsc.org).

## NOTICE NOMINATED FOR NABC GOOD WORKS TEAM

University of South Carolina senior guard Duane Notice has been named a nominee for the Allstate NABC Good Works Team. It was announced by the National Association of Basketball Coaches (NABC) on Nov. 30. The team honors student-athletes for their outstanding community outreach. During his time at South Carolina Notice has been extremely involved in community outreach, spending time with several organizations such as: Harvest Hope Food Bank, Special Olympics, Palmetto Health Children's Hospital, Boy Scouts, the Dorn V.A. Medical Center in town, Ronald McDonald House, the Richland County Sheriff's Department, Epworth Children's Home and Brookland Baptist Church to name a few. Also of note, Notice and his teammates spent time volunteering with the Red Cross Flood Relief during the historic flooding in Columbia in October 2015, making care packages of food and personal hygiene products for families who had been devastated by the flooding. Members of the Allstate NABC Good Works Team\* will be invited by Allstate, an official corporate partner of the NCAA, to the 2017 NABC Convention and 2017 NCAA Men's Final Four\* in Phoenix, where they will participate in a community service project benefitting the city. More information about the Allstate NABC Good Works Team\* is available at [www.nabc.org](http://www.nabc.org).

## RECORD BOOK WATCH

### GAMES STARTED

- 116, Melvin Watson (1995-98)
- 116, BJ McKie (1996-99)
- 111, Alex English (1973-76)
- 108, Sindarius Thornwell (2013-present)**
- 108, Nate Davis (1974-77)
- 107, Mike Doyle (1977-80)
- 105, Mike Dunleavy (1973-76)
- 105, Jack Gilloon (1975-78)
- 102, Tre' Kelley (2003-07)
- 102, Chuck Eidson (2000-03)
- 102, Brad Jergenson (1981-84)

### FREE THROWS MADE

- 672, BJ McKie (1996-99)
- 578, John Roche (1969-71)
- 567, Art Whisnant (1960-62)
- 390, Sindarius Thornwell (2013-present)**
- 389, Jimmy Foster (1981-84)
- 382, Lee Collins (1953-56)
- 382, Kevin Joyce (1971-73)
- 356, Mike Dunleavy (1973-76)
- 355, Devan Downey (2007-10)
- 351, Joe Smith (1952-55)

### 3-POINT FIELD GOALS MADE

- 264, Jamel Bradley (1999-2002)
- 215, BJ McKie (1996-99)
- 174, Devan Downey (2007-10)
- 173, Duane Notice (2013-present)**
- 169, Brenton Williams (2011-14)
- 167, Tre' Kelley (2004-07)
- 152, Larry Davis (1996-97)
- 147, Brandis Raley-Ross (2006-10)
- 139, Jo Jo English (1989-92)
- 135, Sindarius Thornwell (2013-present)**

### 3-POINT FIELD GOALS ATTEMPTED

- 686, Jamel Bradley (1999-2002)
- 554, BJ McKie (1996-99)
- 503, Devan Downey (2007-10)
- 503, Tre' Kelley (2004-07)
- 463, Duane Notice (2013-present)**
- 415, Larry Davis (1996-97)
- 410, Brenton Williams (2011-14)
- 409, Sindarius Thornwell (2013-present)**
- 403, Aaron Lucas (1999-2002)
- 396, Brandis Raley-Ross (2006-10)

### 3-POINT PCT. (Min. 50 made)

- .466 (117-251), Brent Price (1988-89)
- .412 (169-410), Brenton Williams (2011-14)
- .410 (102-249), Bryce Sheldon (2006-07)
- .396 (131-330), Evaldas Baniulis (2006-10)
- .388 (215-554), BJ McKie (1996-99)
- .385 (264-686), Jamel Bradley (1999-2002)
- .376 (139-370), Jo Jo English (1989-92)
- .373 (173-463), Duane Notice (2013-present)**
- .371 (147-396), Brandis Raley-Ross (2006-10)
- .366 (152-415), Larry Davis (1996-97)

### STEALS

- 277, Devan Downey (2007-10)
- 272, Chuck Eidson (2000-03)
- 223, Barry Manning (1988-92)
- 194, Melvin Watson (1995-98)
- 165, BJ McKie (1996-99)
- 165, Michael Foster (1984-87)
- 152, Jamie Watson (1991-94)
- 144, Sindarius Thornwell (2013-present)**
- 142, Tarence Kinsey (2003-06)
- 141, Carlos Powel (2001-05)



## ROSTER BREAKDOWN

### Returning Starters (2)

Duane Notice  
Sindarius Thornwell  
*\*based on final game of 2015-16 season*

### Returning Letterwinners (8)

TeMarcus Blanton  
PJ Dozier  
Jarrell Holliman  
Justin McKie  
Duane Notice  
John Ragin  
Chris Silva  
Sindarius Thornwell

### Guards (12)

Tommy Corchiani  
Rakym Felder  
Evan Hinson  
PJ Dozier  
John Ragin  
TeMarcus Blanton  
Hassani Gravett  
Kory Holden  
Justin McKie  
Duane Notice  
Christian Schmitt  
Sindarius Thornwell

### Forwards (6)

Khadim Gueye  
Sedee Keita  
Maik Kotsar  
Chris Silva  
Ran Tut  
Jarrell Holliman

### By Height

Christian Schmitt (6-0)  
Rakym Felder (6-1)  
Tommy Corchiani (6-1)  
Hassani Gravett (6-1)  
Kory Holden (6-1)  
John Ragin (6-2)  
Duane Notice (6-2)  
Evan Hinson (6-4)  
Justin McKie (6-4)  
TeMarcus Blanton (6-5)  
Sindarius Thornwell (6-5)  
PJ Dozier (6-6)  
Jarrell Holliman (6-7)  
Sedee Keita (6-9)  
Chris Silva (6-9)  
Ran Tut (6-9)  
Maik Kotsar (6-10)  
Khadim Gueye (7-0)

## 2016-17 SOUTH CAROLINA MEN'S BASKETBALL ROSTER

### Alphabetical Roster

No.	Name	Pos.	Ht.	Wt.	Cl.	Exp.	Hometown/High/Last School
5	TeMarcus Blanton	G	6-5	206	R-SO	1VL	Locust Grove, Ga./Luella
13	Tommy Corchiani	G	6-1	173	FR	HS	Raleigh, N.C./Ravenscroft High School
15	PJ Dozier	G	6-6	205	SO	1VL	Columbia, S.C./Spring Valley
4	Rakym Felder	G	5-10	210	FR	HS	Brooklyn, N.Y./Lincoln High School
2	Hassani Gravett	G	6-1	183	SO	TR	Villa Rica, Ga./Alexander/Pensacola State College
12	Khadim Gueye	F	7-0	235	FR	HS	Dakar, Senegal/Bradenton, Fla./Victory Rock Prep
23	Evan Hinson	G	6-4	240	FR	HS	Deltona, Fla./Deltona
1	Kory Holden	G	6-1	181	JR	2VL/TR	Salisbury, Md./J.M. Bennett/Delaware
31	Jarrell Holliman	F	6-7	206	R-JR	2VL	Alpharetta, Ga./Alpharetta/Elmhurst College
24	Sedee Keita	F	6-9	240	FR	HS	Philadelphia, Pa./22ft Basketball Academy
21	Maik Kotsar	F	6-10	245	FR	HS	Tallin, Estonia/Wichita, Kan./Sunrise Christian Academy
20	Justin McKie	G	6-4	204	SR	3VL	Columbia, S.C./Irmo
10	Duane Notice	G	6-2	225	SR	3VL	Woodbridge, Canada/St. Michael's/St. Thomas More (Oakdale, Conn.)
34	John Ragin	G	6-2	177	SO	1VL	Eastover, S.C./Cardinal Newman
25	Christian Schmitt	G	6-0	175	FR	HS	Mars, Pa./Mars Area High School
30	Chris Silva	F	6-9	223	SO	1VL	Libreville, Gabon/Roselle (N.J.) Catholic
0	Sindarius Thornwell	G	6-5	211	SR	3VL	Lancaster, S.C./Oak Hill Academy
14	Ran Tut	F	6-9	210	JR	TR	Melbourne, Australia/Edison Academy/Monroe College

### Numerical Roster

No.	Name	Pos.	Ht.	Wt.	Cl.	Exp.	Hometown/High/Last School
0	Sindarius Thornwell	G	6-5	211	SR	3VL	Lancaster, S.C./Oak Hill Academy
1	Kory Holden	G	6-1	181	JR	2VL/TR	Salisbury, Md./J.M. Bennett/Delaware
2	Hassani Gravett	G	6-1	183	SO	TR	Villa Rica, Ga./Alexander/Pensacola State College
4	Rakym Felder	G	5-10	210	FR	HS	Brooklyn, N.Y./Lincoln High School
5	TeMarcus Blanton	G	6-5	206	R-SO	1VL	Locust Grove, Ga./Luella
10	Duane Notice	G	6-2	225	SR	3VL	Woodbridge, Canada/St. Michael's/St. Thomas More (Oakdale, Conn.)
12	Khadim Gueye	F	7-0	235	FR	HS	Dakar, Senegal/Bradenton, Fla./Victory Rock Prep
13	Tommy Corchiani	G	6-1	173	FR	HS	Raleigh, N.C./Ravenscroft High School
14	Ran Tut	F	6-9	210	JR	TR	Melbourne, Australia/Edison Academy/Monroe College
15	PJ Dozier	G	6-6	205	SO	1VL	Columbia, S.C./Spring Valley
20	Justin McKie	G	6-4	204	SR	3VL	Columbia, S.C./Irmo
21	Maik Kotsar	F	6-10	245	FR	HS	Tallin, Estonia/Wichita, Kan./Sunrise Christian Academy
23	Evan Hinson	G	6-4	240	FR	HS	Deltona, Fla./Deltona
24	Sedee Keita	F	6-9	240	FR	HS	Philadelphia, Pa./22ft Basketball Academy
25	Christian Schmitt	G	6-0	175	FR	HS	Mars, Pa./Mars Area High School
30	Chris Silva	F	6-9	223	SO	1VL	Libreville, Gabon/Roselle (N.J.) Catholic
31	Jarrell Holliman	F	6-7	206	R-JR	2VL	Alpharetta, Ga./Alpharetta/Elmhurst College
34	John Ragin	G	6-2	177	SO	1VL	Eastover, S.C./Cardinal Newman

**Head Coach:** Frank Martin (Florida International, '93)

**Associate Head Coach/Recruiting Coordinator:** Matt Figger (Eastern Kentucky, '95)

**Assistant Coach:** Perry Clark (Gettysburg, '74)

**Assistant Coach:** Bruce Shingler (St. Augustine's College, '05)

**Director of Basketball Operations:** Andy Assaley (Cincinnati, '96)

**Strength & Conditioning Coach:** Scott Greenawalt (Muskingum College, '98)

**Athletic Trainer:** Mark Rodger (Buffalo, '01)

**Student-Athlete Development:** Doug Edwards (Florida State, '07)

**Video Coordinator:** Jay Gibbons (Clayton State, '03)

**Student Assistant Coach:** Brian Steele (South Carolina, '16)

**Graduate Student Manager:** Ryan McIntyre (West Virginia, '16)

**Director of Social Media:** Dushawn Davis (Coastal Carolina, '11)

**Special Assistant to the Head Coach:** Jarett Gerald (South Carolina, '11)

**Associate Media Relations Director:** Emily Miles (Ball State, '03)

### TOP RETURNING ...

Scorer Thornwell, ..... 14.5 ppg  
Rebounder ..... Thornwell, 4.8 rpg  
Assist Maker ..... Thornwell, 3.8 apg  
FG Shooter \* ..... Silva, 48.2 FG%  
3-Point FG Shooter \$ ..... Notice, 39.8 3FG%  
FT Shooter \$ ..... Thornwell, 76.4%  
Shot Blocker ..... Silva, 0.9 bpg  
Steal Maker ..... Thornwell, 1.5 spg

\* at least 100 attempts

\$ at least 50 attempts

### PRONUNCIATION GUIDE

RAH-kim Felder  
HA-deem Gaye  
Cee-dee K-ta  
Mike Coat-sar  
Justin MACK-ee





# HEAD COACH FRANK MARTIN

HEAD COACH | 10TH SEASON OVERALL | 196-119 (.622) | FIFTH SEASON AT SOUTH CAROLINA | 79-65 (.548)

## THE MARTIN FILE

### COACHING

#### Experience

32nd year

#### College Experience

17th season

#### College Head Coach Experience

10th season

#### Hire Date At Carolina

March 27, 2012

### PERSONAL

#### Hometown

Miami, Fla.

#### Alma Mater

Florida International, 1993 (B.A. Physical Ed.)

#### Family

Wife, Anya

Children, Brandon, Amalia and Christian

### COACHING RESUME

#### High School

Miami Senior High, 1985-93

Varsity Boys' Assistant Coach

Junior Varsity Boys' Head Coach

North Miami High, Head Coach, 1993-95

Miami Senior High, Head Coach, 1995-98

B.T. Washington High, Head Coach, 1999-2000

#### College Assistant Coach

Northeastern, 2000-04

Cincinnati, 2004-06

Kansas State, 2006-07

#### College Head Coach

Kansas State, 2007-12

South Carolina, 2012-present

Frank Martin was named the head men's basketball coach at the University of South Carolina on March 27, 2012, becoming the 32nd head coach in the history of the South Carolina program, which enters its 109th season as a varsity sport in 2016-17. Martin owns a 187-117 (.600) overall record as a head coach, entering his 10th season overall, and a 70-63 (.526) record entering his fifth season at South Carolina.

In Martin's fourth season leading the Garnet and Black (2015-16), Carolina put together one of the top seasons in its history, matching a school record for wins with a 25-9 overall record on the year, while the Gamecocks reached double-digit SEC wins for just the fourth time since joining the league, posting an 11-7 mark in conference contests. The SEC finish was Carolina's highest since the league combined its East and West Divisions prior to the 2012 season. South Carolina began the season 15-0, its best start since the 1933-34 campaign and went on to post a school-record 24 regular-season wins.

The Gamecocks received votes or were ranked for 15 weeks in the USA Today Coaches Poll, rising to as high as 15th, and for a total of 14 weeks in the AP poll, rising to as high as 19th, during the season. Carolina advanced to postseason play for the first time since 2009, making their 12th appearance in the Postseason NIT as one of the top four seeds in the event. The Gamecocks posted a win over High Point in the opening round, before suffering a season-ending loss to visiting Georgia Tech on March 21.

Three Gamecocks were honored with postseason awards by the SEC coaches, with senior forward Michael Carrera earning First Team All-SEC accolades, junior guard Sindarius Thornwell was named to the All-Defensive Team and junior guard Duane Notice was named the league's Sixth Man of the Year. Carrera went on to earn honors from several organizations following the best season of his career. Carrera, Notice and Thornwell each reached the 1,000 career-point plateau during the season as well.

Prior to his appointment in Columbia, Martin spent the previous five seasons as the head coach at Kansas State University, leading the Wildcats to the NCAA Tournament four times, including a trip to the "Elite 8," during the 2009-10 campaign when the squad won a school record 29 contests. Martin's Wildcats won at least 21 games in each of his five seasons at the helm, as the program compiled a record of 117-54 (.684) under his direction. During that time, Kansas State posted a 50-32 (.609) record in Big 12 Conference games, finishing fifth or higher in each season, with three season finishes of third or better.

A native of Miami, Fla., Martin earned his bachelor's degree in physical education from Florida International in 1993. He and his wife, Anya, have three children, Brandon, Amalia and Christian.

## MARTIN'S CAREER RECORD, YEAR-BY-YEAR

YEAR	RECORD	CONFERENCE (FINISH)	POSTSEASON
2007-08	21-12	10-6 (3rd)	1-1; NCAA Tournament 2nd Round
2008-09	22-12	9-7 (t4th)	1-1; NIT
2009-10	29-8	11-5 (t2nd)	3-1; NCAA Tournament Elite Eight
2010-11	23-11	10-6 (t3rd)	1-1; NCAA Tournament Third Round
2011-12	22-11	10-8 (5th)	1-1; NCAA Tournament Third Round
2012-13	14-18	4-14 (t12th)	-
2013-14	14-20	5-13 (13th)	-
2014-15	17-16	6-12 (t11th)	-
2015-16	25-9	11-7 (t3rd)	1-1; NIT
2016-17	9-2	-	-
<b>Totals</b>	<b>196-119 (.622)</b>	<b>176-78 (.493)</b>	<b>8-6 (.571)/4 NCAA/2 NIT</b>

# GAMECOCK SUPERLATIVES UNDER MARTIN

## Most Field Goals Made

1. 39, vs. High Point (March 15, 2016)
2. 37, vs. Hofstra (Nov. 22, 2015)
3. 34, vs. Lipscomb (Nov. 27, 2015)  
34, vs. Marshall (Dec. 30, 2013)
5. 33, VS. SC State (Nov. 18, 2016)

## Most Field Goals Attempted

1. 73, vs. Georgia (March 3, 2016)  
72, vs. Oral Roberts (Nov. 16, 2015)
3. 71, vs. SC State (Jan. 5, 2013)
4. 69, vs. Florida (Feb. 20, 2016)  
69, vs. USC Upstate (Dec. 19, 2013)

## Highest Field Goal Percent

1. 60.0 (39-65) vs. High Point (March 15, 2016)
2. 58.7 (27-46) vs. Holy Cross (Nov. 13, 2016)
3. 58.3 (28-48) vs. Saint Mary's (Dec. 22, 2013)
4. 57.7 (30-52) vs. Arkansas (Jan. 26, 2013)
5. 56.4 (22-39) vs. Missouri State (Nov. 24, 2012)

## Most 3-Point Field Goals Made

1. 13, vs. Rider (Nov. 19, 2012)
2. 12, vs. Holy Cross (Nov. 13, 2016)  
12, at Texas A&M (Feb. 6, 2016)
4. 11, vs. Auburn (March 12, 2014)
5. 10, at USF (Dec. 17, 2016)  
10, at Mississippi State (March 8, 2014)  
10, at Missouri (Jan. 25, 2014)  
10, vs. Missouri (Feb. 28, 2013)  
10, vs. Jacksonville (Dec. 7, 2012)

## Most 3-Point Field Goals Attempted

1. 31, vs. Mississippi State (March 13, 2013)
2. 30, at Alabama (Feb. 24, 2015)
3. 29, vs. USC Upstate (Dec. 19, 2013)
4. 27, vs. Francis Marion (Dec. 30, 2015)  
27, vs. Rider (Nov. 19, 2012)

## Highest 3-Point Field Goal Percentage (min. 10 attempts)

1. 73.3 (11-15) vs. Auburn (March 12, 2014)
2. 58.3 (7-12) vs. Arkansas (Jan. 26, 2013)
3. 57.1 (12-21) at Texas A&M (Feb. 6, 2016)  
57.1 (8-14) at Georgia (Jan. 22, 2014)
4. 54.5 (6-11) at Oklahoma State (Dec. 6, 2013)

## Most Free Throws Made

1. 46, vs. Memphis (Jan. 2, 2016)
2. 30, vs. Arkansas (March 13, 2014)
3. 29, vs. Norfolk State (Nov. 14, 2015)
4. 28, vs. Alabama (Jan. 30, 2016)  
28, vs. NC A&T (Dec. 30, 2014)  
28, vs. Mississippi State (March 6, 2013)  
28, at LSU (Jan. 16, 2013)

## Most Free Throws Attempted

1. 63, vs. Memphis (Jan. 2, 2016)
2. 46, vs. Alabama (Jan. 30, 2016)
3. 42, vs. Norfolk State (Nov. 14, 2015)
4. 41, vs. Mississippi State (Jan. 26, 2016)  
41, vs. Arkansas (March 13, 2014)

## Highest Free Throw Percentage (min. 10 attempts)

1. 93.8 (15-16) vs. Holy Cross (Nov. 13, 2016)
2. 93.3 (14-15) vs. Tennessee (Jan. 20, 2015)
3. 92.9 (13-14) at Georgia (Feb. 17, 2015)
4. 92.3 (12-13) at Tennessee (March 7, 2015)
5. 85.2 (23-28) vs. Florida (Jan. 7, 2015)

## Most Offensive Rebounds

1. 26, vs. Vanderbilt (Feb. 13, 2014)
2. 24, at St. John's (Nov. 29, 2012)
3. 21, vs. Akron (Nov. 23, 2014)  
21, at Mississippi State (March 8, 2014)  
21, at Clemson (Nov. 17, 2013)

## Most Defensive Rebounds

1. 38, vs. Oklahoma State (Dec. 6, 2014)  
38, vs. Longwood (Nov. 9, 2013)
3. 35, vs. Memphis (Jan. 2, 2016)
4. 34, vs. Vanderbilt (Jan. 9, 2016)  
34, vs. Western Carolina (Nov. 30, 2015)

## Most Total Rebounds

1. 53, vs. Memphis (Jan. 2, 2016)
2. 51, vs. Mississippi State (Jan. 26, 2016)  
51, vs. Western Carolina (Nov. 30, 2015)
4. 50, vs. Alabama (Jan. 30, 2016)  
50, vs. Longwood (Nov. 9, 2013)

## Most Personal Fouls

1. 33, at Georgia (Feb. 22, 2014)
2. 32, vs. Marshall (Dec. 30, 2013)
3. 31, at Texas A&M (Jan. 15, 2014)
4. 30, at Auburn (Feb. 26, 2014)
5. 29, at Missouri (Jan. 25, 2014)  
29, vs. Ole Miss (Jan. 18, 2014)  
29, at Baylor (Nov. 12, 2013)  
29, at Georgia (Feb. 23, 2013)

## Most Points

1. 94, vs. LSU (Feb. 10, 2016)  
94, vs. Hofstra (Nov. 22, 2015)
3. 92, vs. SC State (Nov. 18, 2016)  
92, vs. Lipscomb (Nov. 27, 2015)  
92, vs. Marshall (Dec. 30, 2013)

## Fewest Points

1. 36, at Florida (Jan. 30, 2012)
2. 43, at Kentucky (Feb. 14, 2015)  
43, vs. Kentucky (Jan. 24, 2015)
4. 44, vs. Tennessee (March 14, 2014)
5. 46, vs. Florida (March 4, 2014)  
46, vs. LSU (Feb. 14, 2013)

## Most Assists

1. 25, vs. High Point (March 15, 2016)  
24, vs. Lipscomb (Nov. 27, 2015)  
22, at Texas A&M (Feb. 6, 2015)  
22, vs. Rider (Nov. 19, 2012)
5. 21, vs. Coker (Dec. 21, 2014)  
21, vs. UNC Asheville (Nov. 26, 2014)

## Fewest Turnovers

1. 6, vs. Kentucky (March 1, 2014)
2. 7, at USF (Dec. 17, 2016)  
7, vs. Mississippi State (Feb. 28, 2015)  
7, at Georgia (Feb. 17, 2015)  
7, vs. Georgia (Feb. 22, 2014)  
7, vs. Akron (Dec. 28, 2013)  
7, at Kentucky (Feb. 5, 2013)  
7, vs. Vanderbilt (Jan. 19, 2013)

## Most Blocks

1. 10, vs. High Point (March 15, 2016)  
10 vs. UNC Asheville (Nov. 26, 2014)
3. 9, vs. SC State (Nov. 18, 2016)  
9, at Georgia (Feb. 2, 2016)  
9, vs. Drexel (Dec. 15, 2015)  
9, vs. Coker (Dec. 21, 2014)

## Most Steals

1. 13, vs. FIU (Dec. 4, 2016)  
13, vs. Francis Marion (Dec. 30, 2015)  
13, at Marshall (Dec. 1, 2014)
4. 12, vs. Syracuse (Nov. 26, 2016)  
12, vs. USF (Dec. 5, 2015)  
12, vs. Lipscomb (Nov. 27, 2015)  
12, vs. Ole Miss (March 12, 2015)  
12, vs. UNC Asheville (Nov. 26, 2014)

## Most Points By Opponent

1. 97, at Georgia (Jan. 22, 2014)
2. 90, vs. Missouri (Feb. 28, 2013)
3. 89, vs. Kentucky (Feb. 13, 2016)  
89, at St. John's (Nov. 29, 2012)
5. 86, vs. Manhattan (Dec. 17, 2013)

## Fewest Point By Opponent

1. 44, vs. Longwood (Nov. 9, 2013)
2. 45, vs. Akron (Dec. 28, 2013)  
45, vs. Cornell (Nov. 20, 2014)  
45, vs. Clemson (Dec. 19, 2014)
5. 46, vs. Michigan (Nov. 23, 2016)

## Most Field Goals Made By Opponent

1. 33, at St. John's (Nov. 29, 2012)
2. 32, vs. Missouri (Feb. 28, 2013)
3. 31, vs. Kentucky (Feb. 13, 2016)
4. 30, vs. Georgia Tech (March 21, 2016)  
30, vs. Arkansas (March 5, 2015)

## Fewest Field Goals Made By Opponent

1. 10, vs. Michigan (Nov. 23, 2016)
2. 11, vs. Georgia (Jan. 31, 2015)
3. 13, vs. Akron (Dec. 28, 2013)  
13, vs. Longwood (Nov. 9, 2013)
5. 14, vs. Syracuse (Nov. 26, 2016)  
14, vs. Cornell (Nov. 20, 2014)  
14, vs. Kentucky (March 1, 2014)

## Highest Opponent Field Goal Percent

1. 69.6 (32-46) vs. Missouri (Feb. 28, 2013)
2. 61.4 (27-44) at Kentucky (Feb. 5, 2013)
3. 58.5 (24-41) vs. Auburn (Jan. 12, 2013)
4. 58.1 (25-43) vs. Georgia (Feb. 2, 2013)
5. 57.8 (26-45) at Florida (Jan. 8, 2014)

## Most Rebounds By Opponent

1. 49, vs. Seton Hall (Dec. 12, 2016)  
49, vs. LSU (Feb. 14, 2013)
3. 47, at Georgia (Feb. 23, 2013)
4. 46, five times

## Fewest Rebounds By Opponent

1. 16, vs. Holy Cross (Nov. 13, 2016)
2. 20, vs. NC A&T (Dec. 30, 2014)
3. 22, vs. Drexel (Dec. 15, 2015)  
22, vs. Morgan State (Nov. 16, 2012)
5. 23, vs. Hofstra (Nov. 22, 2015)  
23, vs. Alabama (Jan. 13, 2015)  
23, vs. Manhattan (Dec. 22, 2012)  
23, vs. Rider (Nov. 19, 2012)

## GAMECOCKS' RECORD WHEN ...

At home	7-1
On the road	1-0
At neutral sites	1-1
In overtime	0-0
vs. Top 25 team	2-0
vs. Top 10 team	0-0
vs. Top 3 team	0-0
Leading at half	8-1
Trailing at half	1-1
Tied at half	0-0
Shooting 50% or better	3-0
Shooting between 39-49%	5-0
Shooting less than 39%	1-2
Opp. shooting 50% or better	0-0
Opp. shooting between 39-49%	3-1
Opp. shooting less than 39%	6-1
Shooting better than opp.	8-1
Shooting worse than/equal to opp.	1-1
Starters out-score opp. starters	9-1
Opp. starters score/equal more	0-1
Bench out-scores opp. bench	3-1
Opp. bench scores/equals more	6-1
Having more FT attempts than opp.	3-0
Having equal/less FT attempts than opp.	6-2
Have more TOs than opp.	3-0
Having equal/less TOs than opp.	6-2
Having more rebounds than opp.	7-0
Having equal/less rebounds than opp.	2-2
Making 6 or more 3FGs	6-0
Having 15 or more assists	7-0
Score more points in paint than opp.	8-1
Scoring equal/less points in paint than opp.	1-1
Scoring more points off TOs than opp.	6-1
Scoring equal/less points off TOs than opp.	3-1
Scoring more 2nd-chance points than opp.	6-1
Scoring equal/less 2nd-chance points than opp.	4-1
Scoring more fast break points than opp.	7-0
Scoring equal/less fast break points than opp.	2-2
Wearing white uniforms	7-1
Wearing Garnet uniforms	1-0
Wearing Black uniforms	1-1
Playing on live TV/live broadcast	9-2
Playing in November	6-0
Playing in December	3-2
Playing in January	0-0
Playing in February	0-0
Playing in March	0-0
Playing a day-game	3-0
Playing a night-game	6-2
Playing on Sunday	2-0
Playing on a Monday	0-1
Playing on a Tuesday	1-0
Playing on a Wednesday	1-1
Playing on a Thursday	1-0
Playing on a Friday	2-0
Playing on a Saturday	2-0
Scoring margin is 5 points or less	0-2
Margin is between 6-10	2-0
Margin is between 11-20	5-0
Margin is more than 20	2-0
Scoring 59 points or less	0-0
Scoring 60-69 points	3-2
Scoring 70-79 points	3-0
Scoring 80-89 points	2-0
Scoring 90-99 points	1-0
Scoring 100+ points	0-0

### MISCELLANEOUS

Current streak	L1
Home court streak	L1
Away streak	W1
Neutral court streak	L1

## 2016-17 SUPERLATIVES

(tied for team lead also included)

Scoring Leaders	'16-17	Career
Sindarius Thornwell	6	39
PJ Dozier	4	5
Duane Notice	1	17
Maik Kotsar	1	1

Rebounding Leaders	'16-17	Career
Chris Silva	5	10
PJ Dozier	4	6
Maik Kotsar	3	3
Sindarius Thornwell	2	32

Assists Leaders	'16-17	Career
PJ Dozier	5	11
Sindarius Thornwell	4	46
Duane Notice	2	36
Rakym Felder	2	2
Hassani Gravett	1	1

Blocks Leaders	'16-17	Career
Chris Silva	6	13
Sindarius Thornwell	3	24
PJ Dozier	1	8
Justin McKie	1	2
Sedee Keita	1	1
Maik Kotsar	1	1
Rakym Felder	1	1
Khadim Gueye	1	1

Steals Leaders	'16-17	Career
PJ Dozier	9	19
Duane Notice	3	21
Sindarius Thornwell	2	39
Justin McKie	2	4
Maik Kotsar	1	1
Hassani Gravett	1	1
Ran Tut	1	1
Maik Kotsar	1	1

Double-Figure Scoring	'16-17	Career
PJ Dozier	8	17
Sindarius Thornwell	7	75
Chris Silva	7	13
Maik Kotsar	6	6
Duane Notice	5	58
Justin McKie	1	2
Hassani Gravett	1	1
Rakym Felder	1	1

20+ points	'16-17	Career
PJ Dozier	5	5
Sindarius Thornwell	4	19
Duane Notice	1	7

30+ points	'16-17	Career
-	-	-

Double-Figure Rebounding	'16-17	Career
Sindarius Thornwell	1	7
Chris Silva	1	2
PJ Dozier	1	1

5+ assists	'16-17	Career
Sindarius Thornwell	4	25
PJ Dozier	4	7
Duane Notice	2	16
Rakym Felder	1	1

3+ steals	'16-17	Career
PJ Dozier	6	10
Sindarius Thornwell	2	17
Duane Notice	1	7
Maik Kotsar	1	1
Justin McKie	1	1

2+ blocks	'16-17	Career
Chris Silva	7	17
Sindarius Thornwell	3	11
PJ Dozier	1	2
Maik Kotsar	1	1
Rakym Felder	1	1
Khadim Gueye	1	1

Double-Doubles	'16-17	Career
Sindarius Thornwell	1	7
Chris Silva	1	1
PJ Dozier	1	1

Clutch Free Throws (under 5 min/OT)	FT-FTA	FT%
Sindarius Thornwell	10-11	.909
Duane Notice	3-4	.750
Justin McKie	3-4	.750
Chris Silva	5-7	.714
PJ Dozier	5-10	.500
Maik Kotsar	2-4	.500
Hassani Gravett	1-4	.250
<b>Totals</b>	<b>29-44</b>	<b>.659</b>

Dunks	'16-17
Chris Silva	9
PJ Dozier	3
Sindarius Thornwell	1
Sedee Keita	1

### Miscellaneous

Largest Halftime Lead	
SC	25, vs. SC State (Nov. 18, 2016)
Opp	6, USF (Dec. 17, 2016)
Smallest Halftime Lead	
SC	6, vs. Michigan (Nov. 23, 2016)
Opp	4, Clemson (Dec. 21, 2016)
Fewest Points In First Half	
SC	25, vs. Clemson (Dec. 21, 2016)
Opp	22, twice, last FIU (Dec. 4, 2016)
Most Points In First Half	
SC	50, vs. SC State (Nov. 18, 2016)
Opp	37, USF (Dec. 17, 2016)
Fewest Points In Second Half	
SC	27, vs. Syracuse (Nov. 26, 2016)
Opp	17, vs. Holy Cross (Nov. 13, 2016)
Most Points In Second Half	
SC	46, vs. USF (Dec. 17, 2016)
Opp	45, La Tech (Nov. 11, 2016)
Most Points in Overtime	
SC	10, vs. Monmouth (Nov. 15, 2016)
Opp	9, vs. Monmouth (Nov. 15, 2016)
Largest Margin of Victory	
SC	42, vs. SC State (Nov. 18, 2016)
Opp	3, Seton Hall (Dec. 12, 2016)
Smallest Margin of Victory	
SC	1, vs. Monmouth (Nov. 15, 2016)
Opp	2, Clemson (Dec. 21, 2016)



## 2016-17 GAME BY GAME COMPARISON

	Date	Result	FG-A	Pct	3FG-A	Pct	FT-A	Pct	O-D-Total	PF	Pts	A	TO	Blk	Stl	Min	Half
La Tech			24-55	.436	7-20	.350	21-30	.700	9-20-29	28	76	8	14	4	11	200	31
South Carolina	Nov. 11, 2016	W, 85-76	30-57	.526	9-18	.500	16-26	.615	10-25-35	20	85	16	15	4	6	200	42
Holy Cross &			17-45	.378	5-20	.250	10-15	.667	5-11-16	16	49	12	9	0	3	200	32
South Carolina	Nov. 13, 2016	W, 81-49	27-46	.587	12-24	.500	15-16	.938	8-24-32	17	81	17	11	6	4	200	44
Monmouth &			20-65	.308	6-28	.214	23-27	.852	15-26-41	24	69	10	18	4	15	225	22
South Carolina	Nov. 15, 2016	W, 70-69 (OT)	23-68	.338	7-23	.304	17-25	.680	16-30-46	22	70	15	20	5	7	225	29
SC State &			16-52	.308	5-14	.357	13-21	.619	8-16-24	19	50	6	14	1	6	200	50
South Carolina	Nov. 18, 2016	W, 92-50	33-65	.508	8-24	.333	18-21	.857	17-30-47	17	92	17	13	9	6	200	92
Michigan			10-52	.192	2-26	.077	24-32	.750	18-18-36	17	46	2	16	0	7	200	27
South Carolina	Nov. 23, 2016	W, 61-46	23-53	.434	4-15	.257	11-18	.611	15-25-40	24	61	10	13	6	5	200	33
vs. Syracuse %			14-44	.318	6-15	.400	16-26	.615	9-21-30	19	50	9	17	2	6	200	26
South Carolina	Nov. 26, 2016	W, 64-50	23-51	.451	4-13	.308	14-19	.737	10-27-37	21	64	13	15	1	12	200	37
Vermont			18-51	.353	5-20	.250	9-14	.643	10-21-31	14	50	5	18	2	7	200	32
South Carolina	Dec. 1, 2016	W, 68-50	29-62	.468	4-13	.308	6-7	.857	10-26-36	15	68	18	13	3	11	200	43
FIU			19-46	.413	5-15	.333	11-16	.688	7-28-35	18	54	5	23	1	7	200	22
South Carolina	Dec. 4, 2016	W, 70-54	25-61	.410	8-21	.381	12-19	.632	11-23-34	17	70	15	9	6	13	200	36
vs. Seton Hall ^			19-55	.345	3-12	.250	26-36	.722	18-31-49	18	67	6	17	2	6	200	27
South Carolina	Dec. 12, 2016	L, 67-64	22-57	.386	5-16	.313	15-25	.600	12-23-35	23	64	6	13	4	10	200	34
@ USF			21-50	.420	6-11	.545	18-27	.667	13-28-41	18	66	5	17	2	3	200	37
South Carolina	Dec. 17, 2016	W, 77-66	27-62	.435	10-25	.400	13-20	.650	11-23-34	21	77	18	7	4	9	200	31
Clemson			21-51	.412	3-16	.188	17-27	.630	11-25-36	21	62	8	15	5	9	200	29
South Carolina	Dec. 21, 2016	L, 62-60	22-62	.355	2-16	.125	14-20	.700	14-21-35	22	60	10	14	4	8	200	25

& - Brooklyn Hoops Holiday Invitational (Columbia, S.C.) | % - Brooklyn Hoops Holiday Invitational (Barclays Center, Brooklyn, N.Y.) | ^ - Under Armour Reunion (Madison Square Garden, New York, N.Y.)



# SOUTH CAROLINA GAMECOCKS

OVERALL: 9-2; SEC: 0-0; HOME: 7-1; AWAY: 1-0; NEUTRAL: 1-1

DATE	OPP.	W/L	SCORE	RECORD (SEC)	POINTS	REBOUNDS	ASSISTS	BLOCKS	STEALS	ATTENDANCE
Nov. 11, 2016	La Tech	W	85-76	1-0 (0-0)	Thornwell (18)	Thornwell (7)	Thornwell (6)	Silva (2)	Dozier (2)	13,334 (paid)
Nov. 13, 2016	Holy Cross &	W	81-49	2-0 (0-0)	Thornwell (20)	Silva (8)	Notice/Dozier (5)	Thornwell/Silva (2)	4 with 1	9,270 (paid)
Nov. 15, 2016	Monmouth &	W	70-69 (OT)	3-0 (0-0)	Thornwell (23)	Silva (10)	Thornwell/Notice (5)	Thornwell (3)	Notice (3)	9,779 (paid)
Nov. 18, 2016	SC State &	W	92-50	4-0 (0-0)	Thornwell (22)	Kotsar (8)	Dozier (6)	Silva (3)	Dozier (3)	10,159 (paid)
Nov. 23, 2016	Michigan	W	61-46	5-0 (0-0)	Thornwell (21)	Thornwell (10)	Gravett (4)	Thornwell (3)	Dozier (2)	13,051 (paid)
Nov. 26, 2016	vs. Syracuse %	W	64-50	6-0 (0-0)	Thornwell/Kotsar (16)	Dozier (10)	Thornwell (5)	Keita (1)	Dozier/Thornwell (3)	8,733
Dec. 1, 2016	Vermont	W	68-50	7-0 (0-0)	Dozier (21)	Thornwell/Dozier (6)	Thornwell (9)	Silva (2)	Dozier/Thornwell (3)	11,579 (paid)
Dec. 4, 2016	FIU	W	70-54	8-0 (0-0)	Notice (27)	Dozier/Silva (7)	Felder (4)	Silva (5)	Dozier/Kotsar (4)	10,587 (paid)
Dec. 12, 2016	vs. Seton Hall ^	L	67-64	8-1 (0-0)	Dozier (20)	Silva (9)	Dozier (3)	Silva (4)	4 with 2	7,558
Dec. 17, 2016	at USF	W	77-66	9-1 (0-0)	Dozier (23)	Kotsar (9)	Dozier/Felder (5)	4 with 1	McKie (4)	2,489
Dec. 21, 2016	Clemson	L	62-60	9-2 (0-0)	Dozier (26)	Dozier/Kotsar (8)	Dozier (5)	Dozier (2)	Dozier (4)	17,026 (paid)

& - Brooklyn Hoops Holiday Invitational (Columbia, S.C.) | % - Brooklyn Hoops Holiday Invitational (Barclays Center, Brooklyn, N.Y.) | ^ - Under Armour Reunion (Madison Square Garden, New York, N.Y.)

## 2016-17 GAME-BY-GAME STARTING LINEUPS

OPPONENT, RESULT	GUARD	GUARD	GUARD	FORWARD	FORWARD
La Tech, W	Dozier	Thornwell	Notice	Kotsar	Silva
Holy Cross, W	Dozier	Thornwell	Notice	Kotsar	Silva
Monmouth, W	Dozier	Thornwell	Notice	Kotsar	Silva
SC State, W	Dozier	Thornwell	Notice	Kotsar	Silva
Michigan, W	Dozier	Thornwell	Notice	Kotsar	Silva
vs. Syracuse, W	Dozier	Thornwell	Notice	Kotsar	Silva
Vermont, W	Dozier	Thornwell	Notice	Kotsar	Silva
FIU, W	Dozier	McKie	Notice	Kotsar	Silva
vs. Seton Hall, L	Dozier	McKie	Notice	Kotsar	Silva
at USF, W	Dozier	McKie	Notice	Kotsar	Silva
Clemson, L	Dozier	McKie	Notice	Kotsar	Silva

**EXB - SOUTH CAROLINA 107, NEWBERRY 89**  
**NOV. 6, 2016/COLONIAL LIFE ARENA**

**COLUMBIA, S.C.** - South Carolina opened its 2016-17 season with a 107-89 exhibition win over Newberry College on Sunday afternoon at Colonial Life Arena. Carolina shot 50.0 percent from the field in the game en route to its offensive outburst. Senior guard Sindarius Thornwell led all players with 34 points on 13-of-24 shooting. The Lancaster, S.C., native, recorded a double-double with 11 rebounds, which led the team. He also led the team with five assists and five blocks.

South Carolina jumped out to a 12-point lead in the first half with 11:23 left, but Newberry would keep the game competitive forcing 12 turnovers and knocking down 10 shots from deep. Thornwell led all scorers at the break with 16 points on 6-of-10 shooting. He also led the team with five rebounds. Carolina shot 51.5 percent from the field as they headed to halftime with a 53-46 lead.

The Gamecocks opened the second half on a 29-11 run, building their lead to 81-57. Thornwell (10 points) and sophomore guard PJ Dozier (nine points) helped fuel the scoring outburst with 26 of those points. Dozier finished tied for second on the team with 17 points. Senior guard Duane Notice, last season's SEC Sixth Man of the Year, also poured in 17 points. Notice was 4-for-9 from behind the arc.

Carolina's defense ramped up in the second half holding Newberry to a 42.1 field goal percentage. The Gamecocks forced 21 turnovers in the game and out-rebounded the Wolves 52-33. Newberry, who looked to run all game with a smaller lineup, would finish the game with 39 attempts from three-point range.

With the win, South Carolina remains unbeaten in five career exhibition contests under the direction of Head Coach Frank Martin.

**GAME 1 - SOUTH CAROLINA 85, LA TECH 76**  
**NOV. 11, 2016/COLONIAL LIFE ARENA**

**COLUMBIA, S.C.** - The South Carolina men's basketball team (1-0) opened the 2016-17 regular season with an 85-76 victory over Louisiana Tech (0-1) Friday night. Four Gamecock starters were in double-figures, led by senior guard Sindarius Thornwell, who poured in 18 points. The Lancaster, S.C., native filled up the stat sheet leading the team in rebounds (7) and assists (6).

Senior guard Duane Notice (17), sophomore guard PJ Dozier (17) and sophomore forward Chris Silva (11) were the other South Carolina starters in double figures. Dozier's 17 points were a new career-high.

The Gamecocks jumped out to a 7-2 lead to start the game behind five points from Dozier. The Gamecocks extended their lead to 16-6 after Thornwell hit a 3-pointer with 12:49 left in the first half.

South Carolina's half court defense was suffocating in the first 10 minutes, as they held the Bulldogs to 29 percent shooting from the field. Louisiana Tech finished half one 11-of-29 from the field (37.9 percent).

The Bulldogs closed the gap to 18-16 with 10:24 left, but Carolina pushed the lead back to nine at 36-27 with 2:36 to play in the half after back-to-back 3s from senior guard Justin McKie and sophomore guard Hassani Gravett.

Gravett ended the first half with an exclamation point as he tipped in a Notice 3-point miss at the buzzer. Carolina led 42-31 at the break as the, Villa Rica, Ga. native's, tip-in gave the team its biggest lead of the first half at 11.

Thornwell led all scorers at halftime with nine points on 4-of-8 shooting. He also had five rebounds and three assists. Junior forward Ran Tut had a nice first half off the bench, dropping four points and tying for the team lead in rebounds with five. Notice had eight points, Dozier seven and Gravett seven to round out Carolina's scoring in the opening period. Carolina out-rebounded La Tech 22-18 in half one.

In the second half, the Bulldogs cut the deficit to seven with 14:13 left after a 3-pointer by sophomore guard Deric Jean from the right wing. La Tech's Jacobi Boykins stole the ball at half court finishing with an emphatic dunk at the other end to cut the lead to 59-54. He was whistled for a technical foul after the play. Notice missed both free throws but Silva put the Gamecocks back up by seven after a dunk on the ensuing possession off a great dish from Gravett.

La Tech's Daquan Bracy would cut the lead to four at 65-61, knocking down a 3-pointer with 7:58 left. Thornwell would answer the basket with a fast break 3 of his own from the left corner to put Carolina back up seven with 5:56 on the clock. The Bulldogs answered, but Silva increased the lead to nine with a 3-point play with 4:31 left after beating Jean to the hole for the and-one bucket.

Thornwell hit Silva again halted La Tech's momentum after bringing Colonial Life Arena to its feet with two straight transition dunks, pushing the lead to 80-70 with 2:37 left, and the Gamecocks would close the nine-point win.

**GAME 2 - SOUTH CAROLINA 81, HOLY CROSS 49**  
**NOV. 13, 2016/COLONIAL LIFE ARENA**

**COLUMBIA, S.C.** - South Carolina (2-0) picked up its second win of the season Sunday night at Colonial Life Arena after an 81-49 victory versus Holy Cross (0-1). The Gamecock defense limited the Crusaders to just 17 second half points and 30 percent shooting (6-20) from the field in the half. Carolina senior guard Sindarius Thornwell had 20 points to lead all scorers.

After trailing 4-3 early in the game, Carolina went on a 9-0 run after a put-back dunk by sophomore Chris Silva that put the Gamecocks up 12-4. Senior guard Justin McKie extended the early lead to 10 after a transition layup put Carolina ahead 18-8 with 11:56 to go in the first half. McKie's layup forced Crusader Head Coach Bill Carmody to take a timeout after his team started the game 2-for-11 from the field (18.1 percent).

After the timeout, freshman guard Rakym Felder hit a 3-pointer from the top of the key to put the Gamecocks up 24-13. Carolina started the game on fire from the field, hitting 10-of-14 shots, good for 71.4 percent.

Holy Cross cut the lead to five at the 7:08 mark, but Thornwell answered with a post up bucket from the left block to put the Gamecocks up 33-26. Senior guard Duane Notice then hit a 3 on the team's next possession, putting Carolina up 10, 36-26, with 3:03 left in the opening half.

Senior guard PJ Dozier hit his third 3 of the first half from the left wing with 1:29 left to put the Gamecocks up 15. Holy Cross answered with a 3-point bucket of its own. The teams exchanged 3s again on their next possessions, as Thornwell hit from deep for Carolina and Robert Champion, the Crusaders' leading scorer from a year ago, hit one for Holy Cross. Champion's 3 cut the deficit to 12 just before the half with Carolina leading 44-32.

Thornwell led all scorers at the break with 14. Dozier was the second-leading scorer on the stat sheet with 13 first-half points for the Gamecocks. Notice had four assists to lead all players. Carolina shot 58.3 percent in the opening period, including going 8-of-13 from deep. Champion, and forward Malachi Alexander, each scored 12 points for the Crusaders to account for 24 of the team's 32 first-half points.

Carolina picked up right where it left off in the second half as Thornwell hit a 3 at the 15:03 mark to give the Gamecocks a 16-point lead, 53-37. McKie tallied his eighth point with just under 12 minutes to play with a high floater in the lane, which put Carolina up by 20, 59-39.

The Gamecocks defense remained locked in during half two. Holy Cross started the second half 4-for-13, just 30.8 percent from the field. Carolina's hot shooting continued on the offensive end, as it started the second half 8-of-16 (50 percent).

Thornwell hit his fourth 3 of the game with 8:34 left to put the Gamecocks up 66-42. He finished the night 4-for-6 from behind the arc. McKie joined Thornwell in double figures, scoring his 10th point of the night with 3:08 left after stealing the ball and taking it coast-to-coast for the lay in to give Carolina a 74-47 lead late in the game.

**EXHIBITION**



Official Basketball Box Score - Game Totals - Final Statistics  
**Newberry vs South Carolina**  
 11/16/16 4:30 p.m. ET at Columbia, S.C. (Colonial Life Arena)

**Newberry 89 • 0-0**

#	Player	Total		3-Ptr		Rebounds		PF	TP	A	TO	Blk	Stl	Min
		FG	FGA	FG	FGA	Off	Def							
02	Quaman Burton	0-3	0-1	2-2	1	3	4	1	2	3	3	0	0	17
04	Rob Valentine	3-6	2-4	0-0	1	0	1	3	8	0	1	0	0	17
15	Xavier Hill	2-6	0-2	1-1	1	2	2	5	1	2	0	0	0	16
20	D.J. Copeland	3-6	2-4	0-0	1	1	2	2	8	4	0	0	1	16
30	James Stepp	5-12	3-8	0-0	1	1	2	0	13	0	3	0	3	17
00	Gerald Evans	2-5	1-1	0-0	1	3	4	0	5	3	5	0	1	23
01	Mush Sackor	0-2	0-0	0-0	1	0	1	2	0	0	1	1	1	4
03	Marshall Lange	4-11	3-7	0-0	0	4	2	11	2	2	0	0	3	23
05	Sikander Nielsen	5-8	2-4	1-1	0	2	2	3	13	2	2	0	0	23
10	Luke Gibson	0-0	0-0	0-0	0	0	0	0	0	0	0	0	0	1
12	Jamaal Satisfield	4-5	1-1	1-3	4	4	3	10	0	1	0	0	0	13
22	Mason Speare	4-8	4-8	0-0	0	3	3	2	12	2	0	1	1	23
23	Amp Moore	1-3	0-0	0-0	1	1	2	2	1	1	0	1	0	7
	Team				1	2								
	<b>Totals</b>	<b>33-75</b>	<b>18-40</b>	<b>5-7</b>	<b>9</b>	<b>24</b>	<b>33</b>	<b>22</b>	<b>89</b>	<b>18</b>	<b>21</b>	<b>2</b>	<b>11</b>	<b>200</b>

FG % 1st Half: 17-37 45.9% 2nd Half: 16-38 42.1% Game: 33-75 44.0% Deadball Rebounds 1  
 3FG % 1st Half: 10-22 45.5% 2nd Half: 8-18 44.4% Game: 18-40 45.0%  
 FT % 1st Half: 2-2 100.0 2nd Half: 3-5 60.0% Game: 5-7 71.4%

**South Carolina 107 • 0-0**

#	Player	Total		3-Ptr		Rebounds		PF	TP	A	TO	Blk	Stl	Min
		FG	FGA	FG	FGA	Off	Def							
21	KOTSAR, Maik	2-3	0-0	1-2	1	2	3	0	5	2	0	0	1	17
30	SILVA, Chris	2-3	0-0	0-0	3	3	6	5	4	1	3	1	1	10
00	THORNWELL, Sindarius	13-24	2-8	6-6	6	5	11	34	5	3	5	2	0	36
10	NOTICE, Duane	5-13	4-10	3-3	0	5	5	0	17	2	1	0	0	36
15	DOZIER, PJ	7-16	0-2	3-3	1	3	4	0	17	3	0	3	2	27
02	GRAVETT, Hassani	1-3	0-0	2-2	0	1	1	4	3	2	1	0	0	14
05	BLANTON, TeMarcus	3-8	2-3	0-0	2	1	3	1	8	0	1	0	0	13
12	GUEYE, Khadim	2-2	0-0	2-5	1	6	7	2	6	1	1	0	0	20
20	MCKIE, Justin	3-5	1-2	2-2	4	2	6	1	9	4	3	0	1	19
31	HOLLIMAN, Jarrell	1-1	0-0	1-2	1	2	3	0	3	0	1	0	1	8
	Team				0	3								
	<b>Totals</b>	<b>39-78</b>	<b>9-25</b>	<b>20-25</b>	<b>19</b>	<b>33</b>	<b>52</b>	<b>11</b>	<b>107</b>	<b>21</b>	<b>18</b>	<b>7</b>	<b>9</b>	<b>200</b>

FG % 1st Half: 17-33 51.5% 2nd Half: 22-45 48.9% Game: 39-78 50.0% Deadball Rebounds 1.1  
 3FG % 1st Half: 5-11 45.5% 2nd Half: 4-14 28.6% Game: 9-25 36.0%  
 FT % 1st Half: 14-17 82.4% 2nd Half: 6-8 75.0% Game: 20-25 80.0%

Score by periods	1st	2nd	Total
Newberry	46	43	89
South Carolina	53	54	107

Points In Off 2nd Fast  
 NBV 26 16 5 11 32  
 SC 48 26 16 17 32  
 Last FG - NBV 2nd-00:02, SC 2nd-02:27.  
 Largest lead - NBV by 2 1st-15:39, SC by 28 2nd-11:05.  
 NBV led for 00:12, SC led for 37:19. Game was tied for 02:29.

**GAME 1**



Official Basketball Box Score - Game Totals - Final Statistics  
**Louisiana Tech vs South Carolina**  
 11/11/16 6:30 p.m. ET at Columbia, S.C. (Colonial Life Arena)

**Louisiana Tech 76 • 0-1**

#	Player	Total		3-Ptr		Rebounds		PF	TP	A	TO	Blk	Stl	Min
		FG	FGA	FG	FGA	Off	Def							
02	MCCREE, Erik	1-9	0-4	6-8	2	2	4	8	1	2	0	0	0	31
24	SHERMAN, Omar	6-9	0-2	0-0	0	7	7	2	12	0	1	2	0	32
00	BOYKINS, Jacobi	4-7	2-4	4-7	1	1	2	5	14	0	1	0	3	20
01	JEAN, Deric	4-11	2-3	8-9	3	2	5	4	18	1	4	0	1	33
25	DAVIS, Qydrar	2-4	1-3	0-0	0	0	0	3	5	0	3	0	2	26
03	HARRIS, Jalen	2-7	0-2	2-2	0	3	4	6	2	2	1	3	18	
04	BRACEY, DaQuan	5-7	2-2	0-0	1	1	5	12	2	0	0	0	23	
05	WHITE, Joniah	0-2	0-0	1-2	3	0	3	1	1	0	0	1	8	
22	WASHINGTON, Jy'lan	0-0	0-0	0-0	0	0	0	0	0	1	0	0	0	+
35	POWELL, Oliver	0-0	0-0	0-0	0	4	4	0	0	1	0	0	2	9
	Team				0	0								
	<b>Totals</b>	<b>24-55</b>	<b>7-20</b>	<b>21-30</b>	<b>9</b>	<b>20</b>	<b>29</b>	<b>28</b>	<b>76</b>	<b>8</b>	<b>14</b>	<b>4</b>	<b>11</b>	<b>200</b>

FG % 1st Half: 11-29 37.9% 2nd Half: 13-26 50.0% Game: 24-55 43.6% Deadball Rebounds 6.1  
 3FG % 1st Half: 0-7 0.0% 2nd Half: 7-13 53.8% Game: 7-20 35.0%  
 FT % 1st Half: 9-14 64.3% 2nd Half: 12-16 75.0% Game: 21-30 70.0%

**South Carolina 85 • 1-0**

#	Player	Total		3-Ptr		Rebounds		PF	TP	A	TO	Blk	Stl	Min
		FG	FGA	FG	FGA	Off	Def							
21	KOTSAR, Maik	2-2	0-0	0-3	1	1	2	4	4	0	0	0	1	14
30	SILVA, Chris	4-6	0-0	3-5	0	2	4	11	0	1	2	0	0	18
00	THORNWELL, Sindarius	7-16	2-4	2-2	1	6	7	4	18	6	6	1	1	32
10	NOTICE, Duane	4-7	3-6	6-8	0	1	1	0	17	3	3	0	1	29
15	DOZIER, PJ	5-9	2-3	5-6	4	4	3	17	2	2	2	0	2	30
02	GRAVETT, Hassani	3-7	1-2	0-2	1	3	0	7	2	1	0	0	0	24
05	BLANTEY, Khadim	0-0	0-0	0-0	0	0	3	0	3	0	1	0	0	1
14	TUT, Ran	2-5	0-1	0-0	2	4	6	4	1	0	1	1	1	19
20	MCKIE, Justin	1-3	1-2	0-0	1	4	5	0	3	1	1	0	0	19
31	HOLLIMAN, Jarrell	2-2	0-0	0-0	0	0	2	4	1	0	0	0	0	14
	Team				3	2								
	<b>Totals</b>	<b>30-57</b>	<b>9-18</b>	<b>16-26</b>	<b>10</b>	<b>25</b>	<b>35</b>	<b>20</b>	<b>85</b>	<b>16</b>	<b>15</b>	<b>4</b>	<b>6</b>	<b>200</b>

FG % 1st Half: 16-36 44.4% 2nd Half: 14-21 66.7% Game: 30-57 52.6% Deadball Rebounds 6  
 3FG % 1st Half: 6-13 46.2% 2nd Half: 3-5 60.0% Game: 9-18 50.0%  
 FT % 1st Half: 4-5 80.0% 2nd Half: 12-21 57.1% Game: 16-26 61.5%

Score by periods	1st	2nd	Total
Louisiana Tech	31	45	76



## GAME 3 - SOUTH CAROLINA 70, MONMOUTH 69 NOV. 15, 2016/COLONIAL LIFE ARENA

COLUMBIA, S.C. - PJ Dozier scored the game-winning jumper on a lob from Duane Notice as time expired in overtime Tuesday night at Colonial Life Arena to power South Carolina (3-0) to a 70-69 non-conference win over Monmouth (1-1). Senior guard Sindarius Thornwell led all scorers for the third-straight game with 23 points. He also had nine rebounds and five assists.

Tonight's game marks Carolina's third game in five days to open the 2016-17 season. Carolina got off to a fast start, opening the game on a 13-0 run. Thornwell and Notice each hit 3s as the Gamecocks opened the game 4-of-7 from the field. Monmouth started the game 0-for-9 and didn't get its first bucket until 13:12 left in the first half.

South Carolina pushed its run to 17-2 just before the second media timeout on a Chris Silvia made free throw. The Gamecocks went 9-for-13 from the charity stripe in the first 10 minutes, after a pair of Notice free throws made the score 19-2.

The Hawks would battle back into the game, cutting the lead to 19-7 with 7:35 left in the opening period, after taking advantage of an 0-for-11 field-goal drought for Carolina that lasted over 10 minutes. Redshirt-sophomore guard TeMarcus Blanton ended the drought after knocking down a 3 to push the Carolina lead to 22-7 with 6:59 left in the half.

Monmouth went on a 6-0 run to cut the lead to nine at 22-13, but the Gamecocks remained ahead 26-13 after back-to-back buckets by senior guard Justin McKie. The Hawks scored the final two baskets of the half to make it 29-22 as the teams headed to the locker room.

Both teams struggled shooting the ball for long stretches in the first half. Monmouth finished the first half 7-for-30 (23.3 percent), while South Carolina shot 8-of-30, good for 26.7 percent.

The Gamecocks started the second half much like half one, going on an 11-0 run after knocking down 4-of-7 shots from the field (57.1 percent). They led 38-22 at the first media timeout. Thornwell (4) and Notice (5) tallied nine of the 11 points on the run.

The Hawks started half two 2-of-9 (22.2 percent) from the field, but then went on a 16-2 run, holding Carolina scoreless for nearly five minutes before a Silva reverse lay-in. McKie and Notice each hit 3s in the stretch to make it 50-46, but the Hawks got back within two at the under-eight media timeout. Monmouth took its first lead at 52-50 with 6:52 left after a put-back lay-in by big man Diago Quinn.

Thornwell scored five straight points to put the Gamecocks back ahead, 55-52, forcing a timeout by head coach King Rice with 5:45 remaining in the second half. Monmouth then had a four-minute field goal drought before scoring four straight to tie it up at 58-58 with 1:23 remaining. A pair of Thornwell free throws put Carolina ahead by two with 31.7 seconds left, but Micah Seaborn answered for the Hawks with two free throws of his own to tie the score again.

The Gamecocks turned it over off an inbound play with eight seconds left. Monmouth got a shot off from the right wing, but Thornwell skied high to block it. Carolina got the ball back with 07 seconds left. Dozier launched a half-court heave from the left side that rimmed in-and-out and the game headed to overtime tied at 60.

Dozier, who did not score in regulation, scored six of the team's 10 points in overtime, to propel Carolina to victory. Thornwell scored the other four points from the free throw line. Nine of his 23 points came from the charity stripe Tuesday night. Notice (15) and Silvia (10) joined Thornwell in double-figures. Silvia tallied his first career double-double after leading the team with 10 rebounds.

The Hawks finished the game with four players in double-figures. Chris Brady led the way with 17 points and 10 rebounds. Je'Lon Hornbeak (14), Micah Seaborn (11) and Justin Robinson (11) were also in double-figures for Monmouth. The Gamecocks held Robinson, who was the unanimous selection for MAAC Preseason Player of the Year, to just 2-of-13 shooting.

## GAME 4 - SOUTH CAROLINA 90, SC STATE 52 NOV. 18, 2016/COLONIAL LIFE ARENA

COLUMBIA, S.C. - South Carolina (4-0) picked up a non-conference home win Friday night after downing South Carolina State (1-2) 92-50. Senior guard Sindarius Thornwell led all scorers for the fourth-straight game with 22 points (8-of-15 from the field). It was Thornwell's third 20-point game of the season.

Carolina went to the first media timeout up 11-3, after starting the game 5-of-7 from the field. The Bulldogs cut the lead to 13-8 after an Edward Stephens 3. The Gamecocks then held the Bulldogs scoreless for the next 3:25 (14:44 to 11:19). Two Khadim Gueye free throws and a jumper by Maik Kotsar pushed the lead back to nine at 17-8 at the 13:44 mark in the opening period.

In the first 10 minutes, Carolina held SC State to just 29 percent shooting (4-of-14). The Gamecocks were the exact opposite, starting the game shooting 59 percent from the field (10-for-17).

Kotsar put Carolina up 25-11 after a nifty reverse layup with 8:56 left in the opening half to force Bulldogs head coach Murray Garvin to take his first timeout of the game. After the timeout, the Gamecocks went on a 10-2 run after 3s from sophomore guard PJ Dozier and r-sophomore guard Hassani Gravett.

Thornwell pushed the lead to 40-18 after knocking down a corner 3 with five minutes left to play in the opening half. The Lancaster, S.C. native, then hit another 3 with 1:46 left to push Carolina's lead to 45-23. The 3 gave him 16 first-half points, which led all scorers. The Gamecocks ended the half on a 5-0 run to take a 50-25 lead at the break. Kotsar had eight points at the break and led the team with seven rebounds. The Bulldogs did not connect for a field goal the final 2:41 of the first half and finished 9-for-28 (32 percent) from the field.

Carolina continued to build on its lead in the second half. Kotsar hit double-figures for the first time in his career with 16:54 left in the game after a put back lay-in off a Thornwell miss. The lay-in opened up a 30-point lead for the home team, 60-30.

The Gamecocks would lead by 26 or more for the rest of the night.

Kotsar, a native of Tallin, Estonia, finished the game with 15 points and eight rebounds. He was a perfect 7-of-7 from the field.

Chris Silva was also in double-figures with 11 points. He also had seven rebounds, including four on the offensive end.

Eric Eaves, the Bulldogs leading returner scorer, finished with a game-high 14 points for SC State.

## GAME 5 - SOUTH CAROLINA 61, 25/24 MICHIGAN 46 NOV. 23, 2016/COLONIAL LIFE ARENA

COLUMBIA, S.C. - South Carolina (5-0) stifled No. 25/24 Michigan (4-1) 61-46 at Colonial Life Arena Wednesday evening, handing the Wolverines their first loss of the season. The Gamecocks had four players in double figures, led by senior guard Sindarius Thornwell, who finished with 21 points and 10 rebounds. It was the Lancaster, S.C. native's fourth-straight game scoring 20-plus and his first double-double of the season.

Carolina threw the first punch Wednesday evening, jumping out to a 13-5 lead at the first media timeout with 15:42 left in the first half. Notice and Silva combined for 10 of the team's first 12 points with five apiece.

Three forced turnovers and a 6-2 advantage on the boards aided the Gamecocks solid start. The Wolverines countered with a 7-0 run to bring the score to 13-12 as Carolina went scoreless for over four minutes.

Michigan struggled to shoot the ball against South Carolina's stifling defense the entire first half, but was able to keep the game tight with solid shooting from the charity stripe. Eleven of the team's first 18 points came from the free throw line, as they went 11-of-12 (94 percent).

The Wolverines led 20-19 but a Thornwell 3 put the Gamecocks back in front 22-19 with 7:56 left in the first half. Thornwell started the game 4-of-6 with nine points. Michigan answered right away and the teams headed to the under eight media timeout tied at 22-22. Up to that point, the Wolverines were just 5-of-19 (26 percent) from the field and 1-for-10 (10 percent) from behind the arc.

Senior guard Justin McKie came off the bench and scored five straight points to put Carolina back ahead 27-23. The Gamecocks remained ahead 29-25 at the final media timeout of the half with 3:43 left. Michigan's poor shooting continued, as it was 5-for-20 (25 percent) up to that point.

Notice ended the first half emphatically for Carolina with a coast-to-coast transition layup with 20 seconds left. His layup put the Gamecocks up 33-27 at the half. Carolina held the Wolverines scoreless the final 3:19 of the half. Thornwell led all scorers in the first half with 11 points on 5-of-8 shooting. Michigan shot 6-of-24 (25 percent) and 1-of-12 from behind the 3-point line. Sophomore PJ Dozier did an outstanding job on the Wolverines leading scorer, Zak Irvin, as he went 2-of-8 and scored just five points.

It was much of the same story for Michigan in the second half, as they started 1-for-6 from the field. Sophomore Hassani Gravett hit a jumper from the right wing to put Carolina up 37-29 with 15:47 left in the game. A Notice layup then put Carolina up by 10 with 14:48 left. It was the Gamecocks' first double-digit lead of the game.

Michigan's Muhammad-Ali Abdur-Rahkman tallied a 3-point play on the ensuing possession to cut the lead to seven at 39-32. That would be the closest the Wolverines would get the rest of the night. Abdur-Rahkman's lay-in ended a 4:08 scoring drought.

After a timeout by Michigan head coach John Beilein, freshman Maik Kotsar scored on an aggressive dribble drive to his left with 10:54 left to put Carolina up 43-33. A pair of Thornwell free throws then pushed the lead to 45-33 with 10:06 left.

An and-1 put back layup by Wolverine big man Mark Donnaled ended a 6:53 scoring drought for Michigan. He made the ensuing free throw to cut the lead to 51-40 with 7:35 left. Gravett halted the momentum with a lob to Silva he threw down a thunderous dunk to push the lead back to 13 at 53-40.

With 3:07 left, Kotsar slipped to the hoop again. Thornwell fed him and the freshman big man finished for his 10th point, giving Carolina its biggest lead of the game at 59-43 with 3:07 left.

A Dozier steal put the game on ice in the final 1:20. He threw an outlet pass to Thornwell, who threw it ahead to Notice. The Toronto, Ontario, native, finished to put Carolina up 61-46 with 1:14 left.

## GAME 3



Official Basketball Box Score - Game Totals - Final Statistics  
Monmouth vs South Carolina  
11/15/16 6:30 p.m. ET at Columbia, S.C. (Colonial Life Arena)

Monmouth 69 • 1-1

#	Player	Total		3-Ptr		Rebounds		PF	TP	A	TO	Bk	Stl	Min	
		FG	FGA	FG	FGA	FT	FTA								Off
43	Brady, Chris	c	7-10	1-1	3-4	4	6	10	3	17	0	2	0	0	32
00	JAMES, Josh	g	1-5	0-0	0-0	1	1	4	2	1	2	0	0	2	29
10	Seaborn, Micah	g	2-12	1-6	6-8	1	4	5	0	11	2	1	1	4	39
11	Hornbeak, Je'Lon	g	3-12	1-5	7-7	4	5	9	4	14	2	0	1	31	
12	Robinson, Justin	g	2-13	2-9	5-6	0	2	2	4	11	4	5	0	2	38
01	Sarr, Pierre	g	2-2	0-0	0-0	0	2	2	4	10	0	1	0	1	5
14	Traore, Mustapha	g	0-0	0-0	0-0	0	0	0	1	0	0	1	0	3	
23	Tilghman, Austin	g	0-0	0-0	0-0	0	1	1	2	0	0	4	0	1	15
20	Stewart, Collin	g	2-8	2-7	0-0	0	0	0	1	6	1	0	0	2	20
32	Quinn, Diago	g	1-1	0-0	2-2	1	1	2	3	4	0	0	0	4	4
44	Ibiziebugbe, Sam	g	0-2	0-0	0-0	3	3	6	0	0	1	2	0	9	
	Team		2	1	3										
	Totals		20-65	6-28	23-27	15	26	41	24	69	10	18	4	15	225

FG % 1st Half: 7-30 23.3% 2nd half: 10-29 34.5% OT: 3-6 50.0% Game: 20-65 30.8% Deadball Rebounds  
3FG % 1st Half: 2-13 15.4% 2nd half: 3-14 21.4% OT: 1-1 100.0% Game: 6-28 21.4%  
FT % 1st Half: 6-8 75.0% 2nd half: 15-16 93.8% OT: 2-3 66.7% Game: 23-27 85.2% 2.4

South Carolina 70 • 3-0

#	Player	Total		3-Ptr		Rebounds		PF	TP	A	TO	Bk	Stl	Min	
		FG	FGA	FG	FGA	FT	FTA								Off
21	KOTSAR, Maik	f	2-5	0-0	0-0	1	1	2	4	10	1	0	0	26	
30	SILVA, Chris	f	3-5	0-0	4-6	4	6	10	5	10	0	1	0	21	
00	THORNWELL, Sindarius	f	6-18	2-5	9-11	3	6	9	2	23	5	3	2	41	
10	NOTICE, Duane	g	5-13	3-8	2-2	2	1	3	1	15	5	3	0	41	
15	DOZIER, PJ	g	3-10	0-2	0-0	2	2	2	2	6	2	3	0	31	
02	GRAVETT, Hassani	g	0-3	0-0	0-2	0	2	2	2	0	1	3	0	18	
04	FELDER, Rakyim	g	0-1	0-0	0-0	0	0	0	0	0	1	0	0	4	
05	BLANTON, TeMarcus	g	1-3	1-2	1-2	1	3	4	0	4	0	1	0	7	
12	GUEYE, Khadim	g	0-0	0-0	0-0	0	0	0	2	0	0	1	0	1	
20	MCKIE, Justin	g	3-10	1-6	1-2	2	4	6	2	8	0	2	0	27	
31	HOLLIMAN, Jarrell	g	0-0	0-0	0-0	1	2	2	0	1	0	0	0	9	
	Team		2	4	6										
	Totals		23-68	7-23	17-25	16	30	46	22	70	15	20	5	7	225

FG % 1st Half: 9-30 30.0% 2nd half: 12-32 37.5% OT: 3-6 50.0% Game: 23-68 33.8% Deadball Rebounds  
3FG % 1st Half: 3-10 30.0% 2nd half: 4-12 33.3% OT: 1-1 100.0% Game: 7-23 30.4%  
FT % 1st Half: 10-15 66.7% 2nd half: 3-6 50.0% OT: 4-4 100.0% Game: 17-25 68.0% 7.2

Officials: Ted Valentine, Vladimir Voyard-Tadal, William Covington  
Technical fouls: Monmouth-None. South Carolina-None.  
Attendance: 9779

Score by periods	1st	2nd	OT	Total
Monmouth	22	38	9	69
South Carolina	29	31	10	70

Last FG - MON OT-01:02, SC OT-00:00.  
Largest lead - MON by 2 2nd-06:52, SC by 18 2nd-15:23.  
MON led for 01:45. SC led for 39:22. Game was tied for 01:53.

Score tied - 7 times.  
Lead changed - 6 times.

## GAME 4



Official Basketball Box Score - Game Totals - Final Statistics  
SC State vs South Carolina  
11/18/16 6:30 p.m. ET at Columbia, S.C. (Colonial Life Arena)

SC State 50 • 1-2

#	Player	Total		3-Ptr		Rebounds		PF	TP	A	TO	Bk	Stl	Min	
		FG	FGA	FG	FGA	FT	FTA								Off
02	RILEY,Tashombe	f	3-8	0-1	4-6	1	2	3	10	0	0	0	0	26	
24	KINARD,Jan	f	1-5	0-1	2-5	1	5	6	4	0	3	0	0	27	
03	MORTIMER,Greg	g	1-6	0-1	2-2	2	0	2	0	4	2	2	0	28	
10	RICHARDSON, "JJ" Jam	g	3-11	1-2	0-0	1	3	4	1	5	0	3	0	21	
22	EAVES,"EJ" Eric	g	6-11	3-6	3-4	0	1	2	18	3	2	0	1	28	
00	JONES,"LB" Ernest	g	0-0	0-0	0-0	0	0	0	0	0	0	0	0	2	
01	STEPHENS,Edward	g	1-4	1-3	2-2	0	3	3	1	5	1	2	0	13	
05	FIELDS,Quantez	g	0-0	0-0	0-0	0	0	0	4	0	1	0	0	7	
11	POWELL, Raynor-Janai	g	1-2	0-0	0-0	0	0	0	1	2	0	1	0	15	
20	WILLIAMS,Bobby	g	0-0	0-0	0-0	0	1	1	0	0	0	0	0	3	
21	BOTTENBERG,David	g	0-1	0-0	0-0	0	0	0	0	0	0	0	0	1	
34	REID,Jaylen	g	1-1	0-0	0-0	0	0	0	2	2	0	0	0	10	
03	APPLEWHITE,Damani	g	0-3	0-0	0-2	0	0	1	0	0	0	1	0	7	
	Team					3	2	5							
	Totals		16-52	5-14	13-21	8	16	24	19	50	6	14	1	6	200

FG % 1st Half: 9-28 32.1% 2nd half: 7-24 29.2% Game: 16-52 30.8% Deadball Rebounds  
3FG % 1st Half: 3-8 37.5% 2nd half: 2-6 33.3% Game: 5-14 35.7%  
FT % 1st Half: 4-6 66.7% 2nd half: 9-15 60.0% Game: 13-21 61.9%

South Carolina 92 • 4-0

#	Player	Total		3-Ptr		Rebounds		PF	TP	A	TO	Bk	Stl	Min
		FG	FGA	FG	FGA	FT	FTA							
21	KOTSAR, Maik	f	7-7	0-0	1-3	4	4	8	1	15	1	0	0	23
30	SILVA, Chris	f	3-5	0-0	5-5	3	4	7	2	11	0	1	3	14
00	THORNWELL, Sindarius	f	8-15	2-6	4-4	2	3	5	2	22	1	2		





**GAME 9 - SETON HALL 67, NO. 16/15 CAROLINA 64  
DEC. 12, 2016/NEW YORK (MADISON SQUARE GARDEN)**

**NEW YORK** - No. 16/15 South Carolina (8-1) suffered its first loss of the season Monday night, as it fell 67-64 in a hard-fought battle with Seton Hall (8-2) at Madison Square Garden in the Under Armour Reunion. Sophomore guard PJ Dozier led the Gamecocks with 20 points (9-of-19), marking his third-straight 20-point outing.

The Pirates jumped out to a 2-0 lead, but Carolina answered with a 7-0 run fueled by three turnovers (two steals) and four points from senior Justin McKie, who was making his second career start.

South Carolina's stifling defense forced six turnovers in the game's opening eight minutes. Seton Hall's Myles Powell hit a 3 to end a three minute scoring drought for the Pirates, but sophomore Chris Silva answered with an offensive block and put back to give the Gamecocks a 14-13 lead with 10:57 remaining in the opening half.

It was a physical first period, as both teams would be in the bonus with 10:17 left. Senior guard Duane Notice popped to the wing and hit Carolina's first 3 of the game with 8:29 left to make it 19-17. A Dozier steal and layup pushed it to 21-17, forcing a timeout by Seton Hall head coach Kevin Willard with 7:32 left. The steal was the Gamecocks 10th forced turnover of the half.

Two free throws by freshman forward Sedee Keita pushed Carolina's run to 7-0 and made the score 23-17 with 7:10 left. Dozier then drove to the hole on the Gamecocks' ensuing possession and spun away from the hoop to hit a smooth, fade away jumper, extending the run to 9-0. The made basket gave Carolina its biggest lead of the first half at 25-17 with 6:54 remaining.

The Pirates leading scorer Khadeen Carrington hit a contested 3 with 2:31 left to cut Carolina's lead to 29-26. Sophomore guard Hassani Gravett answered back with a long ball of his own to push the lead back to six with 1:43 left. Dozier slashed to the hoop and scored just before the half to put the Gamecocks up 34-27 at the break.

South Carolina ended the first half with a 22-6 edge in points in the paint. The Gamecocks held Seton Hall to just 26 percent shooting (7-of-27) in the first half after forcing 13 turnovers and notching eight steals. Dozier led all scorers at halftime with 12 points on 6-of-10 shooting.

The team's exchanged baskets early in the second half, as the Gamecocks led 40-35 at the under 16 media timeout with 15:43 on the clock. A Seton Hall dunk from Desi Rodriguez after the timeout cut it to three, but Carolina was again able to answer as Gravett knocked down a jumper from the left wing.

Seton Hall then went on a 5-0 run to tie the game at 42-42 with 14:37 left. Dozier followed with a 3, however, when he took the extra pass from Notice and connected from the corner to make it 45-42. The 3 was his sixth-straight made basket. With the shot clock dwindling, Gravett then hit a deep 3 on the ensuing possession to make it 48-43 Gamecocks with 13:38 left.

The Pirates clawed back into it and took their first lead at 49-48 since midway through the first half on a made free throw by Myles Powell with 12:23 remaining. The game would be tight and back-and-forth the rest of the way.

After Seton Hall jumped ahead 57-55 after a made free throw by Delgado, Dozier made a tough hoop to tie it back up at 57-57 with 6:02 left. Delgado answered the basket with a dunk to put the Pirates back in front 59-57 with 4:32 left in the ball game. McKie came up with a huge steal and nailed a 3 from the corner to put Carolina back ahead 60-59 with 3:53 left on the clock.

Carrington knocked down another midrange jump shot to put the Pirates ahead 63-60 with 2:05 left. Rodriguez then went 1-of-2 at the charity stripe to make it 64-60 with 1:49 left. Sophomore forward Maik Kotsar made a big shot from the left wing on the ensuing possession to cut Seton Hall's lead to 64-62 with 1:34 remaining.

McKie then made another big time defensive play for the Gamecocks stealing it away from Rodriguez with 31 seconds left. He was fouled and headed to the line with a 1-and-1 chance to tie it up. The senior was clutch, knocking down both free throws to tie it at 64-64. Rodriguez took it hard to the hole and scored a contested layup to put the Pirates ahead 66-64 with 11 seconds left. Dozier got off a solid look from 3 with 3 seconds left, but could not kick it down. Carolina fouled and Rodriguez made 1-of-2 from the line. Dozier launched a full-court heave that rattled in-and-out as time expired for the Seton Hall win.

**GAME 10 - NO. 16/15 CAROLINA 77 - USF 66  
DEC. 17, 2016/TAMPA, FLA./USF SUN DOME**

**TAMPA, Fla.** - No. 16/15 South Carolina (9-1) notched its first true road win of the season, 77-66, at South Florida (5-4) on Saturday afternoon. Sophomore PJ Dozier tallied a new career-high 23 points (9-of-18), marking his fourth-straight game with 20-plus. Senior Duane Notice hit four 3-pointers in the second half and finished with 15.

Carolina won the opening tip and jumped out to a 9-6 lead after a Maik Kotsar layup with 16:36 left. The freshman from Tallin, Estonia started the game 3-for-3 from the field with six points. The Gamecocks led 9-8 at the first media timeout with 15:48 left.

The Bulls then went on a 9-0 run to take a 17-12 lead that was capped off with a 3-point play by Geno Thorpe just before the second media timeout with 11:58 left. Carolina countered with a 6-0 run to regain the lead 18-17, forcing a timeout by USF head coach Orlando Antigua with 9:53 left.

The Bulls switched to a 2-3 zone as the Gamecocks had missed seven-straight shots from behind the arc. Freshman Rakym Felder ended the drought from long range and knocked down back-to-back 3s to put South Carolina ahead 24-21. Jahmal McMurray then hit consecutive 3-pointers to put USF back in front 29-27 at the final media timeout of the first half with 3:47 left.

The Gamecocks trailed by six at the break, 37-31, as the Bulls ended the opening period on a 14-4 run. Felder (3-for-6 from 3) and sophomore PJ Dozier (4-for-9) led Carolina in half one with nine points each. Kotsar had seven points and led the team with four rebounds. McMurray led all scorers with 15 at the break (5-of-10, 2-2 from 3). USF held a 26-17 edge on the glass at halftime.

Back-to-back 3s by Notice brought the Gamecocks within 2 at the under-16 media timeout with 15:45 left in the second half. A Silva dunk and two Felder free throws put the Gamecocks back ahead, 48-46, with 14:47 to go. A Dozier steal and layup by senior Justin McKie then put Carolina up four, forcing a timeout by the Bulls with 12:16 left.

Dozier threw down a transition dunk after the timeout to cap a 9-0 run for the Gamecocks, which put them ahead 57-51. USF clawed back into it and pulled within one at 57-56 after consecutive 3s by McMurray with 9:03 left. McKie answered with a 3 on the ensuing possession after an offensive board by freshman Khadim Gueye.

After a Dozier made 3 with 5:23 left, Carolina began to pull away. With the shot clock dwindling, the Gamecocks swung the ball around the perimeter and Notice hit his fourth 3 of the second half to put Carolina up nine, 72-63 with 3:05 left. The Gamecocks would lead by eight or more the rest of the way en route to the 77-66 victory.

Felder and Dozier tied for the team lead with five assists, as Carolina matched a season-high 18 assists on the day. Kotsar led the way on the glass for the Gamecocks, snagging nine rebounds. McKie recorded a new career-high with four steals to lead the team.

**GAME 11 - CLEMSON 62 - NO. 22/20 CAROLINA 60  
DEC. 21, 2016/COLONIAL LIFE ARENA**

**COLUMBIA, S.C.** - No. 22/20 South Carolina (9-2) fell at home Wednesday night to Clemson (9-2), 62-60. PJ Dozier tallied a new career-high 26 points on 10-of-22 shooting. He also had eight rebounds and led the team with five assists.

Colonial Life Arena was electric from the start, as sophomore Chris Silva threw down a thunderous dunk on the game's first possession. From there, it went back-and-forth and Carolina took a 7-6 lead at the first media timeout with 15:37 left. Three different Gamecocks scored the team's first seven points.

Donte Grantham gave the Tigers a 12-10 lead with 12:29 left in the half after hitting a 3 from the right wing. His made long ball ended an over four-minute field goal drought for Clemson.

The Tigers pushed the lead to 17-14 with 7:32 left after another bucket by Grantham. A Dozier layup versus contact in the lane brought Carolina within two at 21-19 with 5:48 left. The hoop was Dozier's 11th point, as he was the game's first player in double-figures.

Sophomore guard Hassani Gravett pushed the ball ahead and brought the Gamecock faithful to their feet after scoring in transition to tie the game at 25-25 with 2:04 left in the opening half. Clemson ended a 2-43 scoring drought with a pair of Elijah Thomas free throws moments later to regain the lead 27-25.

The Tigers held a 29-25 edge as the horn sounded at the end of the first half. Dozier led all scorers at the break with 13 points on 5-of-8 shooting. He was 2-for-2 from 3. Grantham and Thomas led Clemson with eight each. Carolina shot 11-for-29 (37.9 percent) in half one, while the Tigers were 11-for-26 (42.3 percent).

The Gamecocks opened the second half on a 6-0 run to regain the lead 31-29. They pushed the run to 8-3 after a dunk by Dozier that made it 33-32 with 18:07 left, but Clemson retook the lead 37-35 at the first media timeout of the second half with 15:48 remaining.

The score would remain 37-35 for the next 3:48 as both teams ramped up their defensive pressure. Maik Kotsar's layup with 13:20 left ended the drought for both teams. Carolina held a 39-37 advantage at the next media timeout with 11:27 left. A pair of free throws snapped a 6:05 scoring drought for the Tigers and brought them within one at 40-39 with 11:03 on the clock.

Silva converted an and-1 to put the Gamecocks up 46-43 with 8:40 to go. Clemson's leading-scorer Jaron Blossomgame brought them within one again at 47-46 with 6:26 remaining.

The Gamecocks led 54-52 at the final media timeout with 3:32 remaining. Dozier made a tough, second-effort bucket to put Carolina up three, but Blossomgame made a tip in on the ensuing possession to bring the Tigers back within one. Head coach Frank Martin then took a timeout with 1:14 left, his team up 58-57.

Two free throws by Marquise Reed put Clemson up 59-58 with 52 seconds left. Carolina got two 3-point looks, but senior Justin McKie and Gravett's shots just missed and the Gamecocks were forced to foul with 20.3 seconds left. Avry Holmes hit both to put the Tigers up three before PJ Dozier then was fouled with 9.8 seconds left and hit both to bring Carolina within one at 61-60. Holmes was fouled again with 9.2 on the game clock. He made the first and missed the second, but the Gamecocks were unable to convert on the opposite end and the Tigers held on for the 62-60 victory.

**GAME 9**



Official Basketball Box Score - Game Totals - Final Statistics  
**SOUTH CAROLINA vs SETON HALL**  
12/12/16 9:00pm at Madison Square Garden, New York, NY

**SOUTH CAROLINA 64**

#	Player	Total		3-Ptr		Rebounds			PF	TP	A	T	Bk	Stl	Min
		FG	FGA	FG	FGA	FT	FTA	Off							
3	MCKIE, Justin	3	6	1	1	2	2	0	1	2	9	1	0	0	23
21	KOTSAR, Maik	2	6	0	0	0	0	3	4	7	4	0	0	1	19
30	SILVA, Chris	3	5	0	0	5	4	9	5	11	0	3	1	1	29
10	NOTICE, Duane	1	10	1	5	1	4	2	2	4	0	2	3	0	36
15	DOZIER, PJ	9	19	1	5	1	3	0	5	2	20	3	2	0	34
02	GRAVETT, Hassani	3	6	2	5	3	4	0	3	3	11	0	3	0	28
04	FELDER, Rakym	0	0	0	0	0	0	0	0	0	0	1	0	0	9
12	GUEYE, Khadim	0	0	0	0	0	0	0	0	0	2	0	0	0	2
24	KEITA, Sedee	1	5	0	0	3	4	1	2	3	5	0	0	0	18
31	HOLLIMAN, Jarrell	0	0	0	0	0	0	0	0	0	1	0	0	0	2
Team						2		1							
Totals		22	57	5	16	15	25	12	35	23	64	6	13	4	200

FG % 1st Half: 13-29 44.8% 2nd half: 9-28 32.1% Game: 22-56 39.6%  
3FG % 1st Half: 2-7 28.6% 2nd half: 3-9 33.3% Game: 5-16 31.3%  
FT % 1st Half: 6-12 50.0% 2nd half: 9-13 69.2% Game: 15-25 60.0%

**SETON HALL 67**

#	Player	Total		3-Ptr		Rebounds			PF	TP	A	T	Bk	Stl	Min	
		FG	FGA	FG	FGA	FT	FTA	Off								Def
14	SANOGO, ISMAEL	0	1	0	0	2	2	4	8	12	1	2	0	1	0	29
31	DELGADO, ANGEL	4	9	0	0	5	11	3	9	12	3	13	1	1	0	30
06	CARRINGTON, KHADDEE	5	18	2	6	9	10	1	0	1	2	2	5	1	35	
20	RODRIGUEZ, DESI	6	9	0	0	6	8	1	3	4	16	0	3	0	29	
30	JONES, MADISON	0	0	0	0	2	2	0	0	2	3	4	0	1	17	
10	NZEI, MICHAEL	1	4	0	0	1	2	2	2	0	1	0	0	1	24	
13	POWELL, MYLES	4	12	1	6	2	3	1	6	7	4	11	1	0	39	
23	CARTER, MYLES	0	1	0	0	0	0	0	0	0	0	0	0	0	7	
Team						7		4		11						
Totals		19	55	3	12	26	36	18	31	49	18	67	6	17	2	200

FG % 1st Half: 7-27 25.9% 2nd half: 12-28 42.9% Game: 19-55 34.5%  
3FG % 1st Half: 2-8 25.0% 2nd half: 1-4 25.0% Game: 3-12 25.0%  
FT % 1st Half: 11-12 91.7% 2nd half: 15-24 62.5% Game: 26-36 72.2%

Officials: James Luckie, Roger Ayers, Keith Kimple  
Technical fouls: SOUTH CAROLINA-None. SETON HALL-None.  
Attendance: 7558  
2016 Under Armour Reunion

Score by periods	1st	2nd	Total
SOUTH CAROLINA	34	30	64
SETON HALL	27	40	67

	In	Off	2nd	Fast
Points	28	19	5	6
ShU	28	18	15	6

Last FG - SC 2nd-01:34, SHU 2nd-00:10.  
Largest lead - SC by 9 2nd-19:31, SHU by 4 2nd-01:49.  
SC led for 25:46, SHU led for 09:53. Game was tied for 04:21.

Score tied - 13 times.  
Lead changed - 16 times.

**GAME 10**



Official Basketball Box Score - Game Totals - Final Statistics  
**South Carolina vs USF**  
12/17/16 1:00 pm at Tampa, Fla. (Sun Dome)

**South Carolina 77 • 9-1**

#	Player	Total		3-Ptr		Rebounds			PF	TP	A	T	Bk	Stl	Min
		FG	FGA	FG	FGA	FT	FTA	Off							
21	KOTSAR, Maik	5	6	0	0	1	3	2	7	9	3	11	0	0	30
30	SILVA, Chris	3	4	0	0	0	2	4	5	4	6	0	1	0	16
10	NOTICE, Duane	4	12	4	10	3	4	0	2	2	15	4	0	1	37
15	DOZIER, PJ	9	18	2	4	3	5	1	4	5	23	5	2	0	28
20	MCKIE, Justin	3	13	1	5	2	2	2	4	2	9	3	0	1	33
04	FELDER, Rakym	3	7	3	6	2	2	2	2	1	11	5	2	1	26
12	GUEYE, Khadim	0	0	0	0	0	1	1	2	0	0	0	1	0	13
14	TUT, Ran	0	1	0	0	0	0	0	0	1	0	1	0	0	4
24	KEITA, Sedee	0	0	0	0	0	0	0	0	0	0	0	0	0	3
31	HOLLIMAN, Jarrell	0	1	0	0	0	0	0	0	0	3	2	0	0	10
Team						4		5		1					
Totals		27	62	10	25	13	20	11	23	34	21	77	7	4	200

FG % 1st Half: 12-34 35.3% 2nd half: 15-28 53.6% Game: 27-62 43.5%  
3FG % 1st Half: 4-17 23.5% 2nd half: 6-8 75.0% Game: 10-25 40.0%  
FT % 1st Half: 3-7 42.9% 2nd half: 10-13 76.9% Game: 13-20 65.0%

**USF 66 • 5-4**

#	Player	Total		3-Ptr		Rebounds			PF	TP	A	T	Bk	Stl	Min	
		FG	FGA	FG	FGA	FT	FTA	Off								Def
21	DA SILVA, Tulio	2	2	0	0	0	1	3	4	3	4	1	3	1	18	
34	FITTS, Malik	4	8	1	2	3	5	8	3	12	2	0	0	1	37	
33	GUERRERO, Ruben	0	0	0	0	0	0	0	0	3	0	1	0	0	10	
00	MC MURRAY, Jahmal	8	17	5	7	4	6	2	1	3	1	25	0	5	0	37
13	THORPE, Geno	3	13	1	1	5	6	3	6	9	3	11	0	5	29	
02	MANDERSON, Isaiiah	1	0	0	0	0	0	0	0	0	1	0	0	0	3	
10	BIBBY, Michael	2	1	0	1	2	2	0	0	0	0	4	0	0	5	
11	BODWAY, Jake	0	1	0	0	0	0	0								





# #20 - JUSTIN MCKIE

SENIOR | GUARD | 6'4" | 204 | 3 LETTERS

COLUMBIA, S.C./IRMO

## SEASON NOTABLES

- Tallied nine points and pulled down six rebounds in the exhibition win vs. Newberry
- Tallied three points and pulled down five rebounds off the bench in opening win vs. La Tech (Nov. 11)
- Posted the second double-figure scoring game of his career with 10 points on 5-of-7 shooting vs. Holy Cross (Nov. 13)
- Led all bench scorers with eight points in 27 minutes, also collecting a career high six rebounds in Carolina's OT win vs. Monmouth (Nov. 15)
- Scored six points, grabbed four rebounds, tallied two assists and led all bench players in minutes (21) for the third consecutive game in win vs. SC State (Nov. 18)
- Played 17 minutes off the bench and logged five points, four rebounds and one block in win vs. No. 25/24 Michigan (Nov. 23)
- Had three points, two rebounds and an assist in 16 minutes played in win vs. No. 18/16 Syracuse (Nov. 26)
- Scored two points, had two steals and two rebounds in 20 minutes off the bench in win vs. Vermont (Dec. 1)
- Made first career start in win vs. FIU (Dec. 4), played 13 minutes due to early foul trouble and had an assist and a steal
- Had nine points, two steals, one assist and one rebound in loss vs. Seton Hall (Dec. 12) at Madison Square Garden, made second career start in the game
- Recorded nine points, four rebounds and three assists in win at USF (Dec. 17), posted career-highs for steals (4) and minutes (33) in the victory
- Started his fourth-straight game and scored three points in loss vs. Clemson (Dec. 21), had five rebounds, two assists and a steal in 29 minutes

## MCKIE'S CAREER HIGHS

### Points

Career 12, at Marshall (Dec. 1, 2014)  
Season 10, vs. Holy Cross (Nov. 13, 2016)

### Field Goals

Career 5, twice, last vs. Holy Cross (Nov. 13, 2016)  
Season 5, vs. Holy Cross (Nov. 13, 2016)

### Field Goal Attempts

Career 13, at USF (Dec. 17, 2016)  
Season 13, at USF (Dec. 17, 2016)

### 3-Point Field Goals

Career 2, twice, last vs. UNC Asheville (Nov. 26, 2014)  
Season 1, 5x, last at USF (Dec. 17, 2016)

### 3-Point Field Goal Attempts

Career 6, vs. Monmouth (Nov. 15, 2016)  
Season 6, vs. Monmouth (Nov. 15, 2016)

### Free Throws

Career 4, vs. Florida (Jan. 7, 2015)  
Season 2, twice, last at USF (Dec. 17, 2016)

### Free Throw Attempts

Career 4, 3x, last vs. Missouri (Jan. 16, 2016)  
Season 3, vs. Syracuse (Nov. 26, 2016)

### Rebounds

Career 6, vs. Monmouth (Nov. 15, 2016)  
Season 6, vs. Monmouth (Nov. 15, 2016)

### Assists

Career 5, vs. Lipscomb (Nov. 27, 2015)  
Season 3, twice, last at USF (Dec. 17, 2016)

### Blocks

Career 1, 3x, last at USF (Dec. 17, 2016)  
Season 1, twice, last at USF (Dec. 17, 2016)

### Steals

Career 4, at USF (Dec. 17, 2016)  
Season 4, at USF (Dec. 17, 2016)

### Minutes Played

Career 33, at USF (Dec. 17, 2016)  
Season 33, at USF (Dec. 17, 2016)

## 2016-17

Opponent	Date	GS	Min	FG-FGA	Pct	3FG-3FGA	Pct	FF-FTA	Pct	Off	Def	Tot	Avg	PF	FO	A	TO	Blk	Stl	Pts	Avg
Louisiana Tech	11/11/16		19	1-3	.333	1-2	.500	0-0	.000	1	4	5	5.0	0	0	1	1	0	0	3	3.0
Holy Cross	11/13/16		22	5-7	.714	0-2	.000	0-0	.000	0	1	1	3.0	0	0	0	0	0	0	10	6.5
Monmouth	11/15/16		27	3-10	.300	1-6	.167	1-2	.500	2	4	6	4.0	2	0	0	2	0	0	8	7.0
SC State	11/18/16		21	3-6	.500	0-2	.000	0-0	.000	1	3	4	4.0	1	0	2	0	0	0	6	6.8
Michigan	11/23/16		17	2-3	.666	1-2	.500	0-0	.000	0	4	4	3.0	0	0	0	0	1	0	5	6.4
vs. Syracuse	11/26/16		16	1-2	.500	0-1	.000	1-3	.333	0	2	2	3.7	0	0	1	2	0	0	3	5.8
Vermont	12/1/16		20	1-6	.167	0-2	.000	0-0	.000	1	2	3	3.6	1	0	3	0	0	2	2	5.3
FIU	12/4/16	*	13	0-3	.000	0-2	.000	0-0	.000	0	0	0	3.1	3	0	1	0	0	1	0	4.6
vs. Seton Hall	12/12/16	*	23	3-6	.500	1-1	1.000	2-2	1.000	0	1	1	2.9	2	0	1	0	0	2	9	5.1
at USF	12/17/16	*	33	3-13	.231	1-5	.200	2-2	1.000	2	2	4	3.0	2	0	3	0	1	4	9	5.5
Clemson	12/21/16	*	29	1-5	.200	0-3	.000	1-2	.500	1	4	5	3.2	2	0	2	2	0	1	3	5.3
Lander	12/27/16																				
at Memphis	12/30/16																				
at Georgia	1/4/17																				
Texas A&M	1/7/17																				
at Tennessee	1/11/17																				
Ole Miss	1/14/17																				
Florida	1/18/17																				
at Kentucky	1/21/17																				
Auburn	1/24/17																				
at Missouri	1/28/17																				
at LSU	2/1/17																				
Georgia	2/4/17																				
Alabama	2/7/17																				
at Mississippi State	2/11/17																				
Arkansas	2/15/17																				
at Vanderbilt	2/18/17																				
at Florida	2/21/17																				
Tennessee	2/25/17																				
Mississippi State	2/28/17																				
at Ole Miss	3/4/17																				
vs. SEC Tournament	TBD																				
vs. NCAA Tournament	TBD																				

## CAREER STATISTICS

Season	GP-GS	Min	Avg	FG	FGA	Pct	3FG	3FGA	Pct	FT	FTA	Pct	Off	Def	Tot	Avg	PF	FO	Ast	TO	Blk	Stl	Pts	Avg
2013-14	17-0	80	4.7	3	17	.176	1	8	.125	2	4	.500	4	12	16	0.9	8	0	5	5	0	3	9	0.5
2014-15	25-0	282	11.3	26	67	.388	11	36	.306	18	23	.783	11	33	44	1.8	20	0	8	11	3	9	81	3.2
2015-16	27-0	217	8.0	14	47	.298	3	18	.167	9	14	.643	7	20	27	1.0	21	1	22	7	2	2	40	1.5
2016-17	11-4	240	21.8	23	64	.359	5	28	.179	7	11	.636	8	27	35	3.2	16	0	14	7	2	10	58	5.3
<b>Totals</b>	<b>80-4</b>	<b>819</b>	<b>10.2</b>	<b>66</b>	<b>195</b>	<b>.338</b>	<b>20</b>	<b>90</b>	<b>.222</b>	<b>36</b>	<b>52</b>	<b>.692</b>	<b>30</b>	<b>92</b>	<b>122</b>	<b>1.5</b>	<b>65</b>	<b>1</b>	<b>49</b>	<b>30</b>	<b>7</b>	<b>24</b>	<b>188</b>	<b>2.4</b>

## CAREER SEC STATISTICS

Season	GP-GS	Min	Avg	FG	FGA	Pct	3FG	3FGA	Pct	FT	FTA	Pct	Off	Def	Tot	Avg	PF	FO	Ast	TO	Blk	Stl	Pts	Avg
2014	9-0	56	6.2	2	11	.182	1	5	.200	0	0	.000	1	9	10	1.1	7	0	5	5	0	2	5	0.6
2015	12-0	130	10.8	5	21	.238	2	11	.182	6	6	1.000	6	12	18	1.5	10	0	1	6	1	2	18	1.5
2016	12-0	79	6.6	4	14	.286	0	3	.000	3	6	.500	4	3	7	0.6	4	0	7	4	0	1	11	0.9
2017																								
<b>Totals</b>	<b>33-0</b>	<b>265</b>	<b>8.0</b>	<b>11</b>	<b>46</b>	<b>.239</b>	<b>3</b>	<b>19</b>	<b>.158</b>	<b>9</b>	<b>12</b>	<b>.750</b>	<b>11</b>	<b>24</b>	<b>35</b>	<b>1.1</b>	<b>21</b>	<b>0</b>	<b>13</b>	<b>15</b>	<b>1</b>	<b>5</b>	<b>34</b>	<b>1.0</b>



# #10 - DUANE NOTICE

SENIOR | GUARD | 6'2" | 225 | 3 LETTERS

TORONTO, ONTARIO, CANADA/ST. THOMAS MORE (OAKDALE, CONN.)

## SEASON NOTABLES

- Tallied 17 points, hitting four 3s in the exhibition win vs. Newberry
- 17 points with three assists and a steal in opener vs. La Tech (Nov. 11)
- Dished a team high five assists in win vs. Holy Cross (Nov. 13)
- Dished the game winning assist on PJ Dozier's jumper as time expired in OT win over Monmouth (Nov. 15)
- Scored 15 points with five assists and a team high three steals vs. the Hawks
- Tied for team lead with 25 minutes played in win vs. SC State (Nov. 18)
- Led team with 35 minutes in win vs. No. 25/24 Michigan (Nov. 23), one of four Gamecocks in double figures with 13 points, also had five rebounds, which was a season-high
- Played 32 minutes, which led team, in win vs. No. 18/16 Syracuse (Nov. 26), tallied seven points, three rebounds, two assists and a steal in the victory
- Tallied two points, four assists and two rebounds in 28 minutes in win vs. Vermont (Dec. 1)
- Matched career-high with 27 points in win vs. FIU (Dec. 4), made 6-of-10 from behind the arc to set a new single-game career-high for 3-point field goals, led team with 36 minutes and had an assist and a rebound
- Posted four points, four rebounds, two assists and two steals in loss vs. Seton Hall (Dec. 12) at Madison Square Garden, played game-high 36 minutes
- Played team-high 37 minutes and posted 15 points, four assists, two rebounds and one steal in win at USF (Dec. 17), scored 14 points and hit four 3s in the second half
- Led team with 36 minutes in loss vs. Clemson (Dec. 21), scored four points, had two rebounds and two assists

## NOTICE'S CAREER HIGHS

### Points

Career 27, twice, last vs. at FIU (Dec. 4, 2016)

Season 27, vs. FIU (Dec. 4, 2016)

### Field Goals

Career 10, at Marshall (Dec. 1, 2014)

Season 9, vs. FIU (Dec. 4, 2016)

### Field Goal Attempts

Career 18, twice, last at LSU (Jan. 28, 2015)

Season 14, vs. FIU (Dec. 4, 2016)

### 3-Point Field Goals

Career 6, vs. FIU (Dec. 4, 2016)

Season 6, vs. FIU (Dec. 4, 2016)

### 3-Point Field Goal Attempts

Career 11, twice, last at Alabama (Feb. 24, 2015)

Season 10, twice, last at USF (Dec. 17, 2016)

### Free Throws

Career 12, vs. Memphis (Jan. 2, 2016)

Season 6, vs. La Tech (Nov. 11, 2016)

### Free Throw Attempts

Career 12, vs. Memphis (Jan. 2, 2016)

Season 8, vs. La Tech (Nov. 11, 2016)

### Rebounds

Career 8, vs. Auburn (March 12, 2014)

Season 5, vs. Michigan (Nov. 23, 2016)

### Assists

Career 8, twice, last vs. Florida (Feb. 20, 2016)

Season 5, twice, last vs. Monmouth (Nov. 15, 2016)

### Blocks

Career 1, 8x, last vs. Lipscomb (Nov. 27, 2015)

Season -

### Steals

Career 3, 6x, last vs. Monmouth (Nov. 15, 2016)

Season 3, vs. Monmouth (Nov. 15, 2016)

### Minutes Played

Career 41, vs. Monmouth (Nov. 15, 2016)

Season 41, vs. Monmouth (Nov. 15, 2016)

## 2016-17

Opponent	Date	GS	Min	FG-FGA	Pct	3FG-FGA	Pct	FT-FTA	Pct	Off	Def	Tot	Avg	PF	FO	Ast	TO	Blk	Stl	Pts	Avg
Louisiana Tech	11/11/16	*	29	4-7	.571	3-6	.500	6-8	.750	0	1	1	1.0	0	0	3	3	0	1	17	17.0
Holy Cross	11/13/16	*	23	2-5	.400	2-4	.500	0-0	.000	0	0	0	0.5	1	0	5	3	0	1	6	11.5
Monmouth	11/15/16	*	41	5-13	.384	3-8	.375	2-2	1.000	2	1	3	1.3	1	0	5	3	0	3	15	12.7
SC State	11/18/16	*	25	1-5	.200	1-5	.200	2-2	1.000	0	0	0	1.0	1	0	4	3	0	0	5	10.8
Michigan	11/23/16	*	35	5-12	.417	1-5	.200	2-4	.500	2	3	5	1.8	1	0	0	0	0	1	13	11.2
vs. Syracuse	11/26/16	*	32	2-7	.286	2-4	.500	1-2	.500	1	2	3	2.0	3	0	2	1	0	1	7	10.5
Vermont	12/1/16	*	28	1-6	.167	0-4	.000	0-0	.000	0	2	2	2.0	1	0	4	2	0	0	2	9.3
FIU	12/4/16	*	36	9-14	.643	6-10	.600	3-4	.750	0	1	1	1.9	2	0	1	0	0	0	27	11.5
vs. Seton Hall	12/12/16	*	36	1-10	.100	1-5	.200	1-4	.250	2	2	4	2.1	0	0	2	3	0	2	4	10.7
at USF	12/17/16	*	37	4-12	.333	4-10	.400	3-4	.750	0	2	2	2.1	1	0	4	1	0	1	15	11.1
Clemson	12/21/16	*	36	1-9	.111	0-5	.000	2-3	.667	1	1	2	2.1	3	0	2	2	0	0	4	10.5
Lander	12/27/16																				
at Memphis	12/30/16																				
at Georgia	1/4/17																				
Texas A&M	1/7/17																				
at Tennessee	1/11/17																				
Ole Miss	1/14/17																				
Florida	1/18/17																				
at Kentucky	1/21/17																				
Auburn	1/24/17																				
at Missouri	1/28/17																				
at LSU	2/1/17																				
Georgia	2/4/17																				
Alabama	2/7/17																				
at Mississippi State	2/11/17																				
Arkansas	2/15/17																				
at Vanderbilt	2/18/17																				
at Florida	2/21/17																				
Tennessee	2/25/17																				
Mississippi State	2/28/17																				
at Ole Miss	3/4/17																				
vs. SEC Tournament	TBD																				
vs. NCAA Tournament	TBD																				

## CAREER STATISTICS

Season	GP-GS	Min	Avg	FG	FGA	Pct	3FG	3FGA	Pct	FT	FTA	Pct	Off	Def	Tot	Avg	PF	FO	Ast	TO	Blk	Stl	Pts	Avg
2013-14	34-22	856	25.2	90	237	.380	21	58	.362	78	116	.672	35	64	99	2.9	72	2	99	89	4	20	279	8.2
2014-15	33-33	987	29.9	127	337	.377	61	168	.363	72	91	.791	20	67	87	2.6	61	0	89	60	4	29	387	11.7
2015-16	34-8	935	27.5	115	298	.389	68	171	.398	68	91	.747	26	57	83	2.4	55	0	78	35	1	32	366	10.8
2016-17	11-11	358	32.5	35	100	.350	23	66	.348	22	33	.667	8	15	23	2.1	14	0	32	21	0	10	115	10.5
<b>Totals</b>	<b>112-74</b>	<b>3136</b>	<b>28.0</b>	<b>367</b>	<b>970</b>	<b>.378</b>	<b>173</b>	<b>463</b>	<b>.374</b>	<b>240</b>	<b>331</b>	<b>.725</b>	<b>89</b>	<b>203</b>	<b>292</b>	<b>2.6</b>	<b>202</b>	<b>2</b>	<b>298</b>	<b>205</b>	<b>9</b>	<b>91</b>	<b>1147</b>	<b>10.2</b>

## CAREER SEC STATISTICS

Season	GP-GS	Min	Avg	FG	FGA	Pct	3FG	3FGA	Pct	FT	FTA	Pct	Off	Def	Tot	Avg	PF	FO	Ast	TO	Blk	Stl	Pts	Avg
2014	18-14	516	28.7	48	133	.361	8	30	.267	46	71	.648	19	34	53	2.9	41	1	50	58	1	11	150	8.3
2015	18-18	548	30.4	62	191	.325	33	102	.324	26	36	.722	12	35	47	2.6	35	0	48	30	2	11	183	10.2
2016	18-5	533	29.6	63	153	.412	40	97	.412	22	33	.667	15	31	46	2.6	34	0	43	22	0	17	188	10.4
2017																								
<b>Totals</b>	<b>54-37</b>	<b>1597</b>	<b>29.6</b>	<b>173</b>	<b>477</b>	<b>.363</b>	<b>81</b>	<b>229</b>	<b>.354</b>	<b>94</b>	<b>140</b>	<b>.671</b>	<b>46</b>	<b>100</b>	<b>146</b>	<b>2.7</b>	<b>110</b>	<b>1</b>	<b>141</b>	<b>110</b>	<b>3</b>	<b>39</b>	<b>521</b>	<b>9.6</b>



# #0 - SINDARIUS THORNWELL

SENIOR | GUARD | 6'5" | 211 | 3 LETTERS

LANCASTER, S.C./OAK HILL ACADEMY (WILSON, VA.)

## SEASON NOTABLES

- Led the team with 34 points, 11 rebounds and five assists in the exhibition win vs. Newberry
- Led the team with 18 points, seven rebounds and six assists in opener vs. La Tech
- Posted the 16th 20-point game of his career with a team high 20 points, hitting four 3s, in win vs. Holy Cross (Nov. 13)
- Led the team for the third straight game to open the season with 23 points, nine rebounds, five assists and a pair of steals to go along with a career high three blocks in the OT win over Monmouth (Nov. 15)
- Tallied third 20-point game of the season (17th of career) after leading team in points with 22 for the fourth straight game, also had five rebounds in 25 minutes played in win vs. SC State (Nov. 18)
- Tallied fourth-straight 20-point game of the season after leading team with 21 in win vs. No. 25/24 Michigan (Nov. 23), also had 10 rebounds to record first double-double of the season, shot 8-of-12 (67 percent) from the field
- Tied for team-lead with 16 points in win vs. No. 18/16 Syracuse (Nov. 26), had six rebounds, team-high five assists and three steals in 31 minutes, went 9-of-10 from the free-throw line
- Scored 11 points and tied a single-game career-high with nine assists in win vs. Vermont (Dec. 1), also had five rebounds and tied for the team lead with three steals

## THORNWELL'S CAREER HIGHS

### Points

Career 26, at Georgia (Jan. 22, 2014)  
 Season 23, vs. Monmouth (Nov. 15, 2016)

### Field Goals

Career 9, 4x, last at Arkansas (March 5, 2016)  
 Season 8, twice, last vs. Michigan (Nov. 23, 2016)

### Field Goal Attempts

Career 24, vs. Charlotte (Nov. 21, 2014)  
 Season 18, vs. Monmouth (Nov. 15, 2016)

### 3-Point Field Goals

Career 5, at Auburn (Jan. 5, 2016)  
 Season 4, vs. Holy Cross (Nov. 13, 2016)

### 3-Point Field Goal Attempts

Career 10, twice, last vs. Charlotte (Nov. 21, 2014)  
 Season 6, twice, last vs. SC State (Nov. 18, 2016)

### Free Throws

Career 11, vs. LSU (Feb. 10, 2016)  
 Season 9, twice, last vs. Syracuse (Nov. 26, 2016)

### Free Throw Attempts

Career 14, twice, last vs. LSU (Feb. 10, 2016)  
 Season 11, vs. Monmouth (Nov. 15, 2016)

### Rebounds

Career 11, 4x, last at Arkansas (March 5, 2016)  
 Season 10, vs. Michigan (Nov. 23, 2016)

### Assists

Career 9, 3x, last vs. Vermont (Dec. 1, 2016)  
 Season 9, vs. Vermont (Dec. 1, 2016)

### Blocks

Career 3, twice, last vs. Michigan (Nov. 23, 2016)  
 Season 3, twice, last vs. Michigan (Nov. 23, 2016)

### Steals

Career 6, vs. UNC Asheville (Nov. 26, 2014)  
 Season 3, twice, last vs. Vermont (Dec. 1, 2016)

### Minutes Played

Career 44, vs. Florida (Feb. 20, 2016)  
 Season 41, vs. Monmouth (Nov. 15, 2016)

## 2016-17

Opponent	Date	GS	Min	FG-FGA	Pct	3FG-FGA	Pct	FFFTA	Pct	Off	Def	Tot	Avg	PF	FO	A	TO	Blk	Stl	Pts	Avg
Louisiana Tech	11/11/16	*	32	7-16	.438	2-4	.500	2-2	1.000	1	6	7	7.0	4	0	6	6	1	1	18	18.0
Holy Cross	11/13/16	*	27	5-9	.555	4-6	.667	6-6	1.000	3	5	8	6.0	1	0	0	0	2	0	20	19.0
Monmouth	11/15/16	*	41	6-18	.333	2-5	.400	9-11	.818	3	6	9	7.0	2	0	5	3	3	2	23	20.3
SC State	11/18/16	*	25	8-15	.533	2-6	.333	4-4	1.000	2	3	5	6.5	2	0	1	2	0	1	22	20.8
Michigan	11/23/16	*	32	8-12	.667	2-4	.500	3-5	.600	1	9	10	7.2	1	0	3	4	3	1	21	20.8
vs. Syracuse	11/26/16	*	31	3-6	.500	1-2	.500	9-10	.900	2	4	6	7.0	3	0	5	3	0	3	16	20.0
Vermont	12/1/16	*	29	4-10	.400	1-2	.500	2-2	1.000	3	2	5	6.7	1	0	9	1	0	3	11	18.7
FIU	12/4/16	-	-	-	-	-	-	-	-	-	-	-	-	-	-	-	-	-	-	-	-
vs. Seton Hall	12/12/16	-	-	-	-	-	-	-	-	-	-	-	-	-	-	-	-	-	-	-	-
at USF	12/17/16	-	-	-	-	-	-	-	-	-	-	-	-	-	-	-	-	-	-	-	-
Clemson	12/21/16	-	-	-	-	-	-	-	-	-	-	-	-	-	-	-	-	-	-	-	-
Lander	12/27/16	-	-	-	-	-	-	-	-	-	-	-	-	-	-	-	-	-	-	-	-
at Memphis	12/30/16	-	-	-	-	-	-	-	-	-	-	-	-	-	-	-	-	-	-	-	-
at Georgia	1/4/17	-	-	-	-	-	-	-	-	-	-	-	-	-	-	-	-	-	-	-	-
Texas A&M	1/7/17	-	-	-	-	-	-	-	-	-	-	-	-	-	-	-	-	-	-	-	-
at Tennessee	1/11/17	-	-	-	-	-	-	-	-	-	-	-	-	-	-	-	-	-	-	-	-
Ole Miss	1/14/17	-	-	-	-	-	-	-	-	-	-	-	-	-	-	-	-	-	-	-	-
Florida	1/18/17	-	-	-	-	-	-	-	-	-	-	-	-	-	-	-	-	-	-	-	-
at Kentucky	1/21/17	-	-	-	-	-	-	-	-	-	-	-	-	-	-	-	-	-	-	-	-
Auburn	1/24/17	-	-	-	-	-	-	-	-	-	-	-	-	-	-	-	-	-	-	-	-
at Missouri	1/28/17	-	-	-	-	-	-	-	-	-	-	-	-	-	-	-	-	-	-	-	-
at LSU	2/1/17	-	-	-	-	-	-	-	-	-	-	-	-	-	-	-	-	-	-	-	-
Georgia	2/4/17	-	-	-	-	-	-	-	-	-	-	-	-	-	-	-	-	-	-	-	-
Alabama	2/7/17	-	-	-	-	-	-	-	-	-	-	-	-	-	-	-	-	-	-	-	-
at Mississippi State	2/11/17	-	-	-	-	-	-	-	-	-	-	-	-	-	-	-	-	-	-	-	-
Arkansas	2/15/17	-	-	-	-	-	-	-	-	-	-	-	-	-	-	-	-	-	-	-	-
at Vanderbilt	2/18/17	-	-	-	-	-	-	-	-	-	-	-	-	-	-	-	-	-	-	-	-
at Florida	2/21/17	-	-	-	-	-	-	-	-	-	-	-	-	-	-	-	-	-	-	-	-
Tennessee	2/25/17	-	-	-	-	-	-	-	-	-	-	-	-	-	-	-	-	-	-	-	-
Mississippi State	2/28/17	-	-	-	-	-	-	-	-	-	-	-	-	-	-	-	-	-	-	-	-
at Ole Miss	3/4/17	-	-	-	-	-	-	-	-	-	-	-	-	-	-	-	-	-	-	-	-
vs. SEC Tournament	TBD	-	-	-	-	-	-	-	-	-	-	-	-	-	-	-	-	-	-	-	-
vs. NCAA Tournament	TBD	-	-	-	-	-	-	-	-	-	-	-	-	-	-	-	-	-	-	-	-

## CAREER STATISTICS

Season	GP-GS	Min	Avg	FG	FGA	Pct	3FG	3FGA	Pct	FT	FTA	Pct	Off	Def	Tot	Avg	PF	FO	Ast	TO	Blk	Stl	Pts	Avg
2013-14	34-34	1007	29.6	143	370	.386	37	100	.370	131	178	.736	48	91	139	4.1	100	2	101	106	21	40	454	13.4
2014-15	33-33	1011	30.6	114	335	.340	38	142	.268	101	141	.716	50	111	161	4.9	83	3	73	71	11	43	367	11.1
2015-16	34-34	1125	33.1	144	377	.382	46	138	.333	123	161	.764	39	124	163	4.8	66	0	130	77	16	50	457	13.4
2016-17	7-7	217	31.0	41	86	.477	14	29	.483	35	40	.875	14	33	47	6.7	14	0	29	19	9	11	131	18.7
<b>Totals</b>	<b>108-108</b>	<b>3360</b>	<b>31.1</b>	<b>442</b>	<b>1168</b>	<b>.378</b>	<b>135</b>	<b>409</b>	<b>.330</b>	<b>390</b>	<b>520</b>	<b>.750</b>	<b>151</b>	<b>359</b>	<b>510</b>	<b>4.7</b>	<b>263</b>	<b>5</b>	<b>333</b>	<b>273</b>	<b>57</b>	<b>144</b>	<b>1409</b>	<b>13.0</b>

## CAREER SEC STATISTICS

Season	GP-GS	Min	Avg	FG	FGA	Pct	3FG	3FGA	Pct	FT	FTA	Pct	Off	Def	Tot	Avg	PF	FO	Ast	TO	Blk	Stl	Pts	Avg
2014	18-18	597	33.2	90	229	.393	21	60	.350	79	105	.752	29	56	85	4.7	55	2	72	75	13	21	280	15.6
2015	18-18	578	32.1	55	180	.306	23	83	.277	58	76	.763	24	52	76	4.2	47	2	39	44	3	19	191	10.6
2016	18-18	634	35.2	83	219	.379	25	73	.342	67	87	.770	25	60	85	4.7	34	0	71	44	10	26	258	14.3
2017																								
<b>Totals</b>	<b>54-54</b>	<b>1809</b>	<b>33.5</b>	<b>228</b>	<b>628</b>	<b>.363</b>	<b>69</b>	<b>216</b>	<b>.319</b>	<b>204</b>	<b>268</b>	<b>.761</b>	<b>78</b>	<b>168</b>	<b>246</b>	<b>4.6</b>	<b>136</b>	<b>4</b>	<b>182</b>	<b>163</b>	<b>26</b>	<b>66</b>	<b>729</b>	<b>13.5</b>





# #31 JARRELL HOLLIMAN

R-JUNIOR | FORWARD | 6'7" | 206 | 2 LETTERS

ALPHARETTA, GA./ALPHARETTA/ELMHURST COLLEGE

## SEASON NOTABLES

- Tallied three points in eight minutes in the exhibition win vs. Newberry
- Scored the first points of his Gamecock career and played a career high 14 minutes in season opener vs. La Tech (Nov. 11)
- Collected a rebound in 12 minutes vs. Holy Cross (Nov. 13)
- Pulled down two rebounds in nine minutes in OT win vs. Monmouth (Nov. 15)
- Played eight minutes and snagged one rebound in win vs. SC State (Nov. 18)
- Saw three minutes of action and logged one block (first of career) in win vs. Vermont (Dec. 1)
- Had two rebounds in three minutes in win vs. FIU (Dec. 4)
- Logged two minutes in loss vs. Seton Hall at Madison Square Garden (Dec. 12)
- Saw 10 minutes of action off the bench in win at USF (Dec. 17), hit two free throws (first of his career) early in the second half to log first points since season-opener
- Played five minutes off the bench and grabbed two rebounds in loss vs. Clemson (Dec. 21)

## HOLLIMAN'S CAREER HIGHS

### Points

Career 4, vs. La Tech (Nov. 11, 2016)

Season 4, vs. La Tech (Nov. 11, 2016)

### Field Goals

Career 2, vs. La Tech (Nov. 11, 2016)

Season 2, vs. La Tech (Nov. 11, 2016)

### Field Goal Attempts

Career 2, vs. La Tech (Nov. 11, 2016)

Season 2, vs. La Tech (Nov. 11, 2016)

### 3-Point Field Goals

Career -

Season -

### 3-Point Field Goal Attempts

Career -

Season -

### Free Throws

Career 2, at USF (Dec. 17, 2016)

Season 2, at USF (Dec. 17, 2016)

### Free Throw Attempts

Career 2, at USF (Dec. 17, 2016)

Season 2, at USF (Dec. 17, 2016)

### Rebounds

Career 2, 3x, last vs. Clemson (Dec. 21, 2016)

Season 2, 3x, last vs. Clemson (Dec. 21, 2016)

### Assists

Career 1, twice, last vs. Monmouth (Nov. 15, 2016)

Season 1, twice, last vs. Monmouth (Nov. 15, 2016)

### Blocks

Career 1, vs. Vermont (Dec. 1, 2016)

Season 1, vs. Vermont (Dec. 1, 2016)

### Steals

Career -

Season -

### Minutes Played

Career 14, vs. La Tech (Nov. 11, 2016)

Season 14, vs. La Tech (Nov. 11, 2016)

## 2016-17

Opponent	Date	GS	Min	FG-FGA	Pct	3FG-FGA	Pct	FT-FTA	Pct	Off	Def	Tot	Avg	PF	FO	A	TO	Blk	Stl	Pts	Avg
Louisiana Tech	11/11/16		14	2-2	1.000	0-0	.000	0-0	.000	0	0	0	0.0	2	0	1	0	0	0	4	4.0
Holy Cross	11/13/16		12	0-1	.000	0-0	.000	0-0	.000	1	0	1	0.5	2	0	0	0	0	0	0	2.0
Monmouth	11/15/16		9	0-0	.000	0-0	.000	0-0	.000	1	2	1.0	2.0	2	0	1	0	0	0	0	1.3
SC State	11/18/16		8	0-1	.000	0-0	.000	0-0	.000	0	1	1.0	2.0	0	0	0	0	0	0	0	1.0
Michigan	11/23/16	-	-	-	-	-	-	-	-	-	-	-	-	-	-	-	-	-	-	-	-
vs. Syracuse	11/26/16	-	-	-	-	-	-	-	-	-	-	-	-	-	-	-	-	-	-	-	-
Vermont	12/1/16		3	0-0	.000	0-0	.000	0-0	.000	0	0	0	0.8	0	0	0	0	1	0	0	0.8
FIU	12/4/16		3	0-0	.000	0-0	.000	0-0	.000	0	2	2	1.0	0	0	0	1	0	0	0	0.7
vs. Seton Hall	12/12/16		2	0-0	.000	0-0	.000	0-0	.000	0	0	0	0.9	0	0	0	0	0	0	0	0.6
at USF	12/17/16		10	0-1	.000	0-0	.000	2-2	1.000	0	0	0	0.8	3	0	0	0	0	0	2	0.8
Clemson	12/21/16		5	0-1	.000	0-0	.000	0-0	.000	0	2	2	0.9	0	0	0	0	0	0	0	0.7
Lander	12/27/16																				
at Memphis	12/30/16																				
at Georgia	1/4/17																				
Texas A&M	1/7/17																				
at Tennessee	1/11/17																				
Ole Miss	1/14/17																				
Florida	1/18/17																				
at Kentucky	1/21/17																				
Auburn	1/24/17																				
at Missouri	1/28/17																				
at LSU	2/1/17																				
Georgia	2/4/17																				
Alabama	2/7/17																				
at Mississippi State	2/11/17																				
Arkansas	2/15/17																				
at Vanderbilt	2/18/17																				
at Florida	2/21/17																				
Tennessee	2/25/17																				
Mississippi State	2/28/17																				
at Ole Miss	3/4/17																				
vs. SEC Tournament	TBD																				
vs. NCAA Tournament	TBD																				

## CAREER STATISTICS

Season	GP-GS	Min	Avg	FG	FGA	Pct	3FG	3FGA	Pct	FT	FTA	Pct	Off	Def	Tot	Avg	PF	FO	Ast	TO	Blk	Stl	Pts	Avg
2015-16	4-0	9	2.3	0	0	.000	0	0	.000	0	0	.000	0	0	0	0.0	1	0	0	1	0	0	0	0.0
2016-17	9-0	66	7.3	2	6	.333	0	0	.000	2	2	1.000	2	6	8	0.9	12	0	2	1	1	0	6	0.7
<b>Totals</b>	<b>13-0</b>	<b>75</b>	<b>5.8</b>	<b>2</b>	<b>6</b>	<b>.333</b>	<b>0</b>	<b>0</b>	<b>.000</b>	<b>2</b>	<b>2</b>	<b>1.000</b>	<b>2</b>	<b>6</b>	<b>8</b>	<b>0.6</b>	<b>13</b>	<b>0</b>	<b>2</b>	<b>2</b>	<b>1</b>	<b>0</b>	<b>6</b>	<b>0.5</b>

## CAREER SEC STATISTICS

Season	GP-GS	Min	Avg	FG	FGA	Pct	3FG	3FGA	Pct	FT	FTA	Pct	Off	Def	Tot	Avg	PF	FO	Ast	TO	Blk	Stl	Pts	Avg
2016																								



# #14 RAN TUT

JUNIOR | FORWARD | 6'9" | 210 | TRANSFER

MELBOURNE, AUSTRALIA/EDISON ACADEMY/MONROE COLLEGE

## SEASON NOTABLES

- DNP in the exhibition vs. Newberry due to a knee injury
- Scored four points off the bench, pulling down six rebounds in opener vs. La Tech (Nov. 11)
- Collected three rebounds, with a block and a steal in eight minutes off the bench vs. Holy Cross (Nov. 13)
- Recorded two points and three rebounds off the bench in win vs. SC State (Nov. 18)
- Had two rebounds in three minutes of action in win vs. Vermont (Dec. 1)
- Played four minutes off the bench and logged an assist and a steal in win at USF (Dec. 17)

## TUT'S SEASON HIGHS

### Points

4, vs. La Tech (Nov. 11, 2016)

### Field Goals

2, vs. La Tech (Nov. 11, 2016)

### Field Goal Attempts

5, vs. La Tech (Nov. 11, 2016)

### 3-Point Field Goals

-

### 3-Point Field Goal Attempts

1, vs. La Tech (Nov. 11, 2016)

### Free Throws

-

### Free Throw Attempts

-

### Rebounds

6, vs. La Tech (Nov. 11, 2016)

### Assists

1, twice, last at USF (Dec. 17, 2016)

### Blocks

1, twice, last vs. Holy Cross (Nov. 13, 2016)

### Steals

1, twice, last at USF (Dec. 17, 2016)

### Minutes

19, vs. La Tech (Nov. 11, 2016)

## 2016-17

Opponent	Date	GS	Min	FG-FGA	Pct	3FG-FGA	Pct	FFFTA	Pct	Off	Def	Tot	Avg	PF	FO	A	TO	Blk	Stl	Pts	Avg
Louisiana Tech	11/11/16		19	2-5	.400	0-1	.000	0-0	.000	2	4	6	6.0	0	0	1	0	1	1	4	4.0
Holy Cross	11/13/16		8	0-0	.000	0-0	.000	0-0	.000	0	3	3	4.5	0	0	0	0	1	1	0	2.0
Monmouth	11/15/16		-	-	-	-	-	-DNP - Coaches Decision	-	-	-	-	-	-	-	-	-	-	-	-	-
SC State	11/18/16		7	1-2	.500	0-0	.000	0-0	.000	1	2	3	4.0	0	0	0	0	0	0	2	2.0
Michigan	11/23/16		1	0-0	.000	0-0	.000	0-0	.000	0	0	0	3.0	0	0	0	0	0	0	0	1.5
vs. Syracuse	11/26/16		-	-	-	-	-	-DNP - Coaches Decision	-	-	-	-	-	-	-	-	-	-	-	-	-
Vermont	12/1/16		3	0-1	.000	0-0	.000	0-0	.000	0	2	2	2.8	0	0	0	0	0	0	0	1.2
FIU	12/4/16		-	-	-	-	-	-DNP - Coaches Decision	-	-	-	-	-	-	-	-	-	-	-	-	-
vs. Seton Hall	12/12/16		-	-	-	-	-	-DNP - Coaches Decision	-	-	-	-	-	-	-	-	-	-	-	-	-
at USF	12/17/16		4	0-1	.000	0-0	.000	0-0	.000	0	0	0	2.3	1	0	1	0	0	1	0	1.0
Clemson	12/21/16		-	-	-	-	-	-DNP - Coaches Decision	-	-	-	-	-	-	-	-	-	-	-	-	-
Lander	12/27/16		-	-	-	-	-	-	-	-	-	-	-	-	-	-	-	-	-	-	-
at Memphis	12/30/16		-	-	-	-	-	-	-	-	-	-	-	-	-	-	-	-	-	-	-
at Georgia	1/4/17		-	-	-	-	-	-	-	-	-	-	-	-	-	-	-	-	-	-	-
Texas A&M	1/7/17		-	-	-	-	-	-	-	-	-	-	-	-	-	-	-	-	-	-	-
at Tennessee	1/11/17		-	-	-	-	-	-	-	-	-	-	-	-	-	-	-	-	-	-	-
Ole Miss	1/14/17		-	-	-	-	-	-	-	-	-	-	-	-	-	-	-	-	-	-	-
Florida	1/18/17		-	-	-	-	-	-	-	-	-	-	-	-	-	-	-	-	-	-	-
at Kentucky	1/21/17		-	-	-	-	-	-	-	-	-	-	-	-	-	-	-	-	-	-	-
Auburn	1/24/17		-	-	-	-	-	-	-	-	-	-	-	-	-	-	-	-	-	-	-
at Missouri	1/28/17		-	-	-	-	-	-	-	-	-	-	-	-	-	-	-	-	-	-	-
at LSU	2/1/17		-	-	-	-	-	-	-	-	-	-	-	-	-	-	-	-	-	-	-
Georgia	2/4/17		-	-	-	-	-	-	-	-	-	-	-	-	-	-	-	-	-	-	-
Alabama	2/7/17		-	-	-	-	-	-	-	-	-	-	-	-	-	-	-	-	-	-	-
at Mississippi State	2/11/17		-	-	-	-	-	-	-	-	-	-	-	-	-	-	-	-	-	-	-
Arkansas	2/15/17		-	-	-	-	-	-	-	-	-	-	-	-	-	-	-	-	-	-	-
at Vanderbilt	2/18/17		-	-	-	-	-	-	-	-	-	-	-	-	-	-	-	-	-	-	-
at Florida	2/21/17		-	-	-	-	-	-	-	-	-	-	-	-	-	-	-	-	-	-	-
Tennessee	2/25/17		-	-	-	-	-	-	-	-	-	-	-	-	-	-	-	-	-	-	-
Mississippi State	2/28/17		-	-	-	-	-	-	-	-	-	-	-	-	-	-	-	-	-	-	-
at Ole Miss	3/4/17		-	-	-	-	-	-	-	-	-	-	-	-	-	-	-	-	-	-	-
vs. SEC Tournament	TBD		-	-	-	-	-	-	-	-	-	-	-	-	-	-	-	-	-	-	-
vs. NCAA Tournament	TBD		-	-	-	-	-	-	-	-	-	-	-	-	-	-	-	-	-	-	-

## CAREER STATISTICS

Season	GP-GS	Min	Avg	FG	FGA	Pct	3FG	3FGA	Pct	FT	FIA	Pct	Off	Def	Tot	Avg	PF	FO	Ast	TO	Blk	Stl	Pts	Avg
2016-17	6-0	42	7.0	3	9	.333	0	1	.000	0	0	.000	3	11	14	2.3	1	0	2	0	2	3	6	1.0

## CAREER SEC STATISTICS

Season	GP-GS	Min	Avg	FG	FGA	Pct	3FG	3FGA	Pct	FT	FIA	Pct	Off	Def	Tot	Avg	PF	FO	Ast	TO	Blk	Stl	Pts	Avg
2017																								



# #1 KORY HOLDEN

JUNIOR | GUARD | 6'1" | 181 | 2 LETTERS

SALISBURY, MD./DELAWARE

## SEASON NOTABLES

- Transfer from Delaware in the offseason, and is not eligible to play in 2016-17 due to NCAA transfer rules

## HOLDEN'S CAREER HIGHS

*Points*

-

*Field Goals*

-

*Field Goal Attempts*

-

*3-Point Field Goals*

-

*3-Point Field Goal Attempts*

-

*Free Throws*

-

*Free Throw Attempts*

-

*Rebounds*

-

*Assists*

-

*Blocks*

-

*Steals*

-

*Minutes*

-

## CAREER STATISTICS

Season	GP-GS	Min	Avg	FG	FGA	Pct	3FG	3FGA	Pct	FT	FTA	Pct	Off	Def	Tot	Avg	PF	FO	Ast	TO	Blk	Stl	Pts	Avg
2016-17																								

## CAREER SEC STATISTICS

Season	GP-GS	Min	Avg	FG	FGA	Pct	3FG	3FGA	Pct	FT	FTA	Pct	Off	Def	Tot	Avg	PF	FO	Ast	TO	Blk	Stl	Pts	Avg
2017																								



# #5 TEMARCUS BLANTON

R-SOPHOMORE | GUARD | 6'5" | 206 | 1 LETTER

LOCUST GROVE, GA./LUELLA

## SEASON NOTABLES

- Scored eight points in 13 minutes in the exhibition win vs. Newberry
- Hit a 3 off the bench in win vs. Holy Cross (Nov. 13), for his first points of the season
- Four points and four rebounds in OT win over Monmouth (Nov. 15)
- Tallied two points in four minutes in win vs. No. 18/16 Syracuse (Nov. 26)

## BLANTON'S CAREER HIGHS

### Points

Career 6, vs. Drexel (Dec. 15, 2015)  
 Season 4, vs. Monmouth (Nov. 15, 2016)

### Field Goals

Career 2, vs. Drexel (Dec. 15, 2015)  
 Season 1, 3x, last vs. Syracuse (Nov. 26, 2016)

### Field Goal Attempts

Career 3, vs. Monmouth (Nov. 15, 2016)  
 Season 3, vs. Monmouth (Nov. 15, 2016)

### 3-Point Field Goals

Career 2, vs. Drexel (Dec. 15, 2015)  
 Season 1, twice, last vs. Monmouth (Nov. 15, 2016)

### 3-Point Field Goal Attempts

Career 2, twice, last vs. Monmouth (Nov. 15, 2016)  
 Season 1, twice, last vs. Monmouth (Nov. 15, 2016)

### Free Throws

Career 2, twice, last vs. Francis Marion (Dec. 30, 2015)  
 Season 1, vs. Monmouth (Nov. 15, 2016)

### Free Throw Attempts

Career 2, 3x, last vs. Monmouth (Nov. 15, 2016)  
 Season 2, vs. Monmouth (Nov. 15, 2016)

### Rebounds

Career 4, vs. Monmouth (Nov. 15, 2016)  
 Season 4, vs. Monmouth (Nov. 15, 2016)

### Assists

Career 1, twice, last vs. Western Carolina (Nov. 30, 2015)  
 Season -

### Blocks

Career -  
 Season -

### Steals

Career 1, twice, last vs. USF (Dec. 5, 2015)  
 Season -

### Minutes Played

Career 7, twice, last vs. Monmouth (Nov. 15, 2016)  
 Season 7, vs. Monmouth (Nov. 15, 2016)

## 2016-17

Opponent	Date	GS	Min	FG-FGA	Pct	3FG-FGA	Pct	FT-FTA	Pct	Off	Def	Tot	Avg	PF	FO	A	TO	Blk	Stl	Pts	Avg
Louisiana Tech	11/11/16	-	-	-	-	-	-	-DNP - Coaches Decision	-	-	-	-	-	-	-	-	-	-	-	-	-
Holy Cross	11/13/16	3	1-1	1.000	1-1	1.000	0-0	.000	0	1	1	1.0	0	0	0	0	0	0	0	3	3.0
Monmouth	11/15/16	7	1-3	.333	1-2	.500	1-2	.500	1	3	4	2.5	0	0	0	1	0	0	0	4	3.5
SC State	11/18/16	-	-	-	-	-	-	-DNP - Abdominal Strain	-	-	-	-	-	-	-	-	-	-	-	-	-
Michigan	11/23/16	-	-	-	-	-	-	-DNP - Abdominal Strain	-	-	-	-	-	-	-	-	-	-	-	-	-
vs. Syracuse	11/26/16	4	1-1	1.000	0-0	.000	0-0	.000	0	0	0	1.7	0	0	0	0	0	0	0	2	3.0
Vermont	12/1/16	-	-	-	-	-	-	-DNP - Groin Strain	-	-	-	-	-	-	-	-	-	-	-	-	-
FIU	12/4/16	-	-	-	-	-	-	-DNP - Groin Strain	-	-	-	-	-	-	-	-	-	-	-	-	-
vs. Seton Hall	12/12/16	-	-	-	-	-	-	-DNP - Groin Strain	-	-	-	-	-	-	-	-	-	-	-	-	-
at USF	12/17/16	-	-	-	-	-	-	-DNP - Groin Strain	-	-	-	-	-	-	-	-	-	-	-	-	-
Clemson	12/21/16	-	-	-	-	-	-	-DNP - Groin Strain	-	-	-	-	-	-	-	-	-	-	-	-	-
Lander	12/27/16	-	-	-	-	-	-	-	-	-	-	-	-	-	-	-	-	-	-	-	-
at Memphis	12/30/16	-	-	-	-	-	-	-	-	-	-	-	-	-	-	-	-	-	-	-	-
at Georgia	1/4/17	-	-	-	-	-	-	-	-	-	-	-	-	-	-	-	-	-	-	-	-
Texas A&M	1/7/17	-	-	-	-	-	-	-	-	-	-	-	-	-	-	-	-	-	-	-	-
at Tennessee	1/11/17	-	-	-	-	-	-	-	-	-	-	-	-	-	-	-	-	-	-	-	-
Ole Miss	1/14/17	-	-	-	-	-	-	-	-	-	-	-	-	-	-	-	-	-	-	-	-
Florida	1/18/17	-	-	-	-	-	-	-	-	-	-	-	-	-	-	-	-	-	-	-	-
at Kentucky	1/21/17	-	-	-	-	-	-	-	-	-	-	-	-	-	-	-	-	-	-	-	-
Auburn	1/24/17	-	-	-	-	-	-	-	-	-	-	-	-	-	-	-	-	-	-	-	-
at Missouri	1/28/17	-	-	-	-	-	-	-	-	-	-	-	-	-	-	-	-	-	-	-	-
at LSU	2/1/17	-	-	-	-	-	-	-	-	-	-	-	-	-	-	-	-	-	-	-	-
Georgia	2/4/17	-	-	-	-	-	-	-	-	-	-	-	-	-	-	-	-	-	-	-	-
Alabama	2/7/17	-	-	-	-	-	-	-	-	-	-	-	-	-	-	-	-	-	-	-	-
at Mississippi State	2/11/17	-	-	-	-	-	-	-	-	-	-	-	-	-	-	-	-	-	-	-	-
Arkansas	2/15/17	-	-	-	-	-	-	-	-	-	-	-	-	-	-	-	-	-	-	-	-
at Vanderbilt	2/18/17	-	-	-	-	-	-	-	-	-	-	-	-	-	-	-	-	-	-	-	-
at Florida	2/21/17	-	-	-	-	-	-	-	-	-	-	-	-	-	-	-	-	-	-	-	-
Tennessee	2/25/17	-	-	-	-	-	-	-	-	-	-	-	-	-	-	-	-	-	-	-	-
Mississippi State	2/28/17	-	-	-	-	-	-	-	-	-	-	-	-	-	-	-	-	-	-	-	-
at Ole Miss	3/4/17	-	-	-	-	-	-	-	-	-	-	-	-	-	-	-	-	-	-	-	-
vs. SEC Tournament	TBD	-	-	-	-	-	-	-	-	-	-	-	-	-	-	-	-	-	-	-	-
vs. NCAA Tournament	TBD	-	-	-	-	-	-	-	-	-	-	-	-	-	-	-	-	-	-	-	-

## CAREER STATISTICS

Season	GP-GS	Min	Avg	FG	FGA	Pct	3FG	3FGA	Pct	FT	FTA	Pct	Off	Def	Tot	Avg	PF	FO	Ast	TO	Blk	Stl	Pts	Avg
2015-16	8-0	32	4.0	3	8	.375	2	4	.500	4	4	1.000	2	3	5	0.6	4	0	2	1	0	2	12	1.5
2016-17	3-0	14	4.7	3	5	.600	2	3	.667	1	2	.500	1	4	5	1.7	0	0	0	1	0	0	9	3.0
<b>Totals</b>	<b>11-0</b>	<b>46</b>	<b>4.2</b>	<b>6</b>	<b>13</b>	<b>.462</b>	<b>4</b>	<b>7</b>	<b>.571</b>	<b>5</b>	<b>6</b>	<b>.833</b>	<b>3</b>	<b>7</b>	<b>10</b>	<b>0.9</b>	<b>4</b>	<b>0</b>	<b>2</b>	<b>2</b>	<b>0</b>	<b>2</b>	<b>21</b>	<b>1.9</b>

## CAREER SEC STATISTICS

Season	GP-GS	Min	Avg	FG	FGA	Pct	3FG	3FGA	Pct	FT	FTA	Pct	Off	Def	Tot	Avg	PF	FO	Ast	TO	Blk	Stl	Pts	Avg
2016	1-0	3	3.0	1	1	1.000	0	0	.000	0	0	.000	0	0	0	0.0	0	0	0	0	0	0	2	2.0





# #2 HASSANI GRAVETT

R-SOPHOMORE | GUARD | 6'1" | 183 | TRANSFER

VILLA RICA, GA./ALEXANDER/PENSACOLA STATE COLLEGE

## SEASON NOTABLES

- Scored four points with three assists in the exhibition win vs. Newberry
- High scorer off the bench with seven points, adding a pair of assists in 24 minutes vs. La Tech in season opener (Nov. 11)
- Scored four points, dishing four assists with a steal in win vs. Holy Cross (Nov. 13)
- Collected one steal and one assist in OT win vs. Monmouth (Nov. 15)
- Had new career-high eight points in 16 minutes off bench vs. SC State (Nov. 18), also had an assist and two rebounds
- Led all bench players with 29 minutes (career-high) played in win vs. No. 25/24 Michigan, tallied two points, four rebounds and four assists, which led team
- Recorded two points, three rebounds, two assists and two steals in victory vs. No. 18/16 Syracuse (Nov. 26), his 21 minutes played off the bench led all reserves
- Scored two points in 10 minutes in win vs. Vermont (Dec. 1)
- Played 24 minutes in win vs. FIU (Dec. 4), logging one point, three rebounds and two assists
- Dropped 11 points (3-of-6) for first career game in double figures in loss vs. Seton Hall (Dec. 12) at Madison Square Garden, also had three rebounds and a steal in 28 minutes off bench
- Saw 18 minutes of action off the bench, logging two points and a steal in loss vs. Clemson (Dec. 21)

## GRAVETT'S SEASON HIGHS

### Points

11, vs. Seton Hall (Dec. 12, 2016)

### Field Goals

3, 3x, vs. Seton Hall (Dec. 12, 2016)

### Field Goal Attempts

7, vs. La Tech (Nov. 11, 2016)

### 3-Point Field Goals

2, twice, last vs. Seton Hall (Dec. 12, 2016)

### 3-Point Field Goal Attempts

5, vs. Seton Hall (Dec. 12, 2016)

### Free Throws

3, vs. Seton Hall (Dec. 12, 2016)

### Free Throw Attempts

4, vs. Seton Hall (Dec. 12, 2016)

### Rebounds

4, vs. Michigan (Nov. 23, 2016)

### Assists

4, twice, last vs. Michigan (Nov. 23, 2016)

### Blocks

### Steals

2, vs. Syracuse (Nov. 26, 2016)

### Minutes

29, vs. Michigan (Nov. 23, 2016)

## 2016-17

Opponent	Date	GS	Min	FG-FGA	Pct	3FG-FGA	Pct	FT-FTA	Pct	Off	Def	Tot	Avg	PF	FO	A	TO	Blk	Stl	Pts	Avg
Louisiana Tech	11/11/16		24	3-7	.429	1-2	.500	0-2	.000	2	1	3	3.0	0	0	2	1	0	0	7	7.0
Holy Cross	11/13/16		17	2-6	.333	0-3	.000	0-0	.000	0	2	2	2.5	2	0	4	3	0	1	4	5.5
Monmouth	11/15/16		18	0-3	.000	0-0	.000	0-2	.000	0	2	2	2.3	2	0	1	3	0	1	0	3.7
SC State	11/18/16		16	3-6	.500	2-4	.500	0-0	.000	0	2	2	2.3	2	0	1	0	0	0	8	4.8
Michigan	11/23/16		29	1-6	.167	0-3	.000	0-0	.000	2	2	4	2.6	2	0	4	1	0	0	2	4.2
vs. Syracuse	11/26/16		21	1-4	.250	0-2	.000	0-0	.000	0	3	3	2.7	1	0	2	1	0	2	2	3.8
Vermont	12/1/16		10	1-2	.500	0-0	.000	0-0	.000	0	0	0	2.3	0	0	0	2	0	0	2	3.6
FIU	12/4/16		24	0-5	.000	0-3	.000	1-2	.500	0	3	3	2.4	3	0	2	1	0	0	1	3.3
vs. Seton Hall	12/12/16		28	3-6	.500	2-5	.400	3-4	.750	0	3	3	2.4	4	0	0	3	0	1	11	4.1
at USF	12/17/16		-	-	-	-	-	-	-	-	-	-	-	-	-	-	-	-	-	-	-
Clemson	12/21/16		18	1-4	.250	0-2	.000	0-0	.000	0	0	0	2.2	1	0	0	1	0	1	2	3.9
Lander	12/27/16																				
at Memphis	12/30/16																				
at Georgia	1/4/17																				
Texas A&M	1/7/17																				
at Tennessee	1/11/17																				
Ole Miss	1/14/17																				
Florida	1/18/17																				
at Kentucky	1/21/17																				
Auburn	1/24/17																				
at Missouri	1/28/17																				
at LSU	2/1/17																				
Georgia	2/4/17																				
Alabama	2/7/17																				
at Mississippi State	2/11/17																				
Arkansas	2/15/17																				
at Vanderbilt	2/18/17																				
at Florida	2/21/17																				
Tennessee	2/25/17																				
Mississippi State	2/28/17																				
at Ole Miss	3/4/17																				
vs. SEC Tournament	TBD																				
vs. NCAA Tournament	TBD																				

## CAREER STATISTICS

Season	GP-GS	Min	Avg	FG	FGA	Pct	3FG	3FGA	Pct	FT	FTA	Pct	Off	Def	Tot	Avg	PF	FO	Ast	TO	Blk	Stl	Pts	Avg
2016-17	10-0	205	20.5	15	49	.306	5	24	.208	4	10	.400	4	18	22	2.2	17	0	16	16	0	6	39	3.9

## CAREER SEC STATISTICS

Season	GP-GS	Min	Avg	FG	FGA	Pct	3FG	3FGA	Pct	FT	FTA	Pct	Off	Def	Tot	Avg	PF	FO	Ast	TO	Blk	Stl	Pts	Avg
2017																								



# #15 PJ DOZIER

SOPHOMORE | GUARD | 6'6" | 205 | 1 LETTER

COLUMBIA, S.C./SPRING VALLEY

## SEASON NOTABLES

- Tallied 17 points and dished three assists with three steals in the exhibition win vs. Newberry
- Scored a career high 17 points, with two assists and four rebounds in season opener vs. La Tech (Nov. 11)
- Tallied 15 points, with five assists and a steal in win vs. Holy Cross (Nov. 13)
- Connected on a career high three 3s vs. the Crusaders
- Hit the game-winning jumper as time expired in overtime victory over Monmouth (Nov. 15)
- Didn't score in regulation vs. the Hawks, but scored six of Carolina's 10 points in OT to help secure win
- Poured in eight points and led the team with six assists and three steals in win vs. SC State (Nov. 18)
- Had two rebounds, two steals and one block in 17 minutes played in win vs. Michigan (Nov. 23), foul trouble limited his minutes, helped hold Wolverine leading-scorer Zak Irvin to just five points (2-of-13 shooting)
- Posted the first double-double of his career with 15 points and 10 rebounds in win vs. No. 18/16 Syracuse (Nov. 26), also had three steals and one assist in 29 minutes played
- Led all scorers with 21 points on 9-of-15 shooting in win vs. Vermont (Dec. 1), went 3-for-5 from behind the arc, also had six boards, three steals and one assists in 32 minutes played (career-high)
- Had second-straight 20-point game after going 7-for-13 from the field and 2-for-4 from 3 in win vs. FIU (Dec. 4), tied for team lead with seven rebounds and four steals, also had three assists in just 22 minutes played
- Tallied third-straight 20-point performance after leading team with 20 points in loss vs. Seton Hall (Dec. 12) at Madison Square Garden, posted five rebounds, three assists and two steals in 34 minutes, recorded career-highs for minutes (34) and field goal attempts (19)
- Despite foul trouble, scored 23 points in win at USF (Dec. 17), led team with three steals and tied for the team lead with five assists, also had four rebounds, game marked his fourth-straight contest with 20-plus points
- Posted his fifth-straight 20-point game in loss vs. Clemson (Dec. 21) after leading all scorers with a new career-high 26 points (10-for-22), tied for team lead with eight rebounds and led team with five assists, four steals and two blocks in 34 minutes

## DOZIER'S CAREER HIGHS

### Points

Career 26, vs. Clemson (Dec. 21, 2016)  
 Season 26, vs. Clemson (Dec. 21, 2016)

### Field Goals

Career 10, vs. Clemson (Dec. 21, 2016)  
 Season 10, vs. Clemson (Dec. 21, 2016)

### Field Goal Attempts

Career 22, vs. Clemson (Dec. 21, 2016)  
 Season 22, vs. Clemson (Dec. 21, 2016)

### 3-Point Field Goals

Career 3, twice, last vs. Vermont (Dec. 1, 2016)  
 Season 3, twice, last vs. Vermont (Dec. 1, 2016)

### 3-Point Field Goal Attempts

Career 6, vs. Holy Cross (Nov. 13, 2016)  
 Season 6, vs. Holy Cross (Nov. 13, 2016)

### Free Throws

Career 10, vs. Drexel (Dec. 15, 2015)  
 Season 5, vs. La Tech (Nov. 11, 2016)

### Free Throw Attempts

Career 16, vs. Drexel (Dec. 15, 2015)  
 Season 6, vs. La Tech (Nov. 11, 2016)

### Rebounds

Career 10, vs. Syracuse (Nov. 26, 2016)  
 Season 10, vs. Syracuse (Nov. 26, 2016)

### Assists

Career 6, vs. SC State (Nov. 18, 2016)  
 Season 6, vs. SC State (Nov. 18, 2016)

### Blocks

Career 2, twice, last vs. Clemson (Dec. 21, 2016)  
 Season 2, vs. Clemson (Dec. 21, 2016)

### Steals

Career 5, vs. Francis Marion (Dec. 30, 2015)  
 Season 4, twice, last vs. Clemson (Dec. 21, 2016)

### Minutes Played

Career 34, twice, last vs. Clemson (Dec. 21, 2016)  
 Season 34, twice, last vs. Clemson (Dec. 21, 2016)

## 2016-17

Opponent	Date	GS	Min	FG-FGA	Pct	3FG-FGA	Pct	FT-FTA	Pct	Off	Def	Tot	Avg	PF	FO	A	TO	Blk	Stl	Pts	Avg
Louisiana Tech	11/11/16	*	30	5-9	.556	2-3	.667	5-6	.833	0	4	4	4.0	3	0	2	2	0	2	17	17.0
Holy Cross	11/13/16	*	28	4-7	.571	3-6	.500	4-4	1.000	0	3	3	3.5	3	0	5	2	0	1	15	16.0
Monmouth	11/15/16	*	30	3-10	.300	0-2	.000	0-0	.000	0	2	2	3.0	2	0	2	3	0	1	6	12.7
SC State	11/18/16	*	21	2-7	.286	2-4	.500	2-2	1.000	0	2	2	2.8	1	0	6	1	0	3	8	11.5
Michigan	11/23/16	*	17	0-5	.000	0-1	.000	0-0	.000	1	1	2	2.6	4	0	0	3	1	2	0	9.2
vs. Syracuse	11/26/16	*	29	7-16	.438	1-4	.250	0-0	.000	2	8	10	3.8	3	0	1	3	0	3	15	10.2
Vermont	12/1/16	*	32	9-15	.600	3-5	.600	0-1	.000	1	5	6	4.1	3	0	1	3	0	3	21	11.7
FIU	12/4/16	*	22	7-13	.538	2-4	.500	4-6	.667	1	6	7	4.8	2	0	3	0	0	4	20	12.8
vs. Seton Hall	12/12/16	*	34	9-19	.474	1-5	.200	1-3	.333	0	5	5	4.6	2	0	3	2	0	2	20	13.6
at USF	12/17/16	*	28	9-18	.500	2-4	.500	3-5	.600	1	4	5	4.6	4	0	5	2	0	3	23	14.5
Clemson	12/21/16	*	34	10-22	.455	2-5	.400	4-5	.800	3	5	8	4.9	2	0	5	4	2	4	26	15.5
Lander	12/27/16																				
at Memphis	12/30/16																				
at Georgia	1/4/17																				
Texas A&M	1/7/17																				
at Tennessee	1/11/17																				
Ole Miss	1/14/17																				
Florida	1/18/17																				
at Kentucky	1/21/17																				
Auburn	1/24/17																				
at Missouri	1/28/17																				
at LSU	2/1/17																				
Georgia	2/4/17																				
Alabama	2/7/17																				
at Mississippi State	2/11/17																				
Arkansas	2/15/17																				
at Vanderbilt	2/18/17																				
at Florida	2/21/17																				
Tennessee	2/25/17																				
Mississippi State	2/28/17																				
at Ole Miss	3/4/17																				
vs. SEC Tournament	TBD																				
vs. NCAA Tournament	TBD																				

## CAREER STATISTICS

Season	GP-GS	Min	Avg	FG	FGA	Pct	3FG	3FGA	Pct	FT	FTA	Pct	Off	Def	Tot	Avg	PF	FO	Ast	TO	Blk	Stl	Pts	Avg
2015-16	34-28	647	19.0	91	239	.381	10	47	.213	37	68	.544	27	74	101	3.0	84	1	70	90	13	34	229	6.7
2016-17	11-11	305	27.7	65	141	.461	18	43	.419	23	32	.719	9	45	54	4.9	29	0	33	25	3	28	171	15.5
<b>Totals</b>	<b>45-39</b>	<b>952</b>	<b>21.2</b>	<b>156</b>	<b>380</b>	<b>.411</b>	<b>28</b>	<b>90</b>	<b>.311</b>	<b>60</b>	<b>100</b>	<b>.600</b>	<b>36</b>	<b>119</b>	<b>155</b>	<b>3.4</b>	<b>113</b>	<b>1</b>	<b>103</b>	<b>115</b>	<b>16</b>	<b>62</b>	<b>400</b>	<b>8.9</b>

## CAREER SEC STATISTICS

Season	GP-GS	Min	Avg	FG	FGA	Pct	3FG	3FGA	Pct	FT	FTA	Pct	Off	Def	Tot	Avg	PF	FO	Ast	TO	Blk	Stl	Pts	Avg
2016	18-14	332	18.4	42	121	.347	1	21	.048	18	30	.600	16	33	49	2.7	48	1	40	56	5	12	103	5.7



# #21 JOHN RAGIN

SOPHOMORE | GUARD | 6'2" | 177 | 1 LETTER

EASTOVER, S.C./CARDINAL NEWMAN

## SEASON NOTABLES

.

### RAGIN'S CAREER HIGHS

#### Points

Career 2, vs. Francis Marion (Dec. 30, 2015)

Season

#### Field Goals

Career 1, vs. Francis Marion (Dec. 30, 2015)

Season

#### Field Goal Attempts

Career 1, 3x, last vs. Francis Marion (Dec. 30, 2015)

Season

#### 3-Point Field Goals

Career -

Season

#### 3-Point Field Goal Attempts

Career 1, vs. USF (Dec. 5, 2015)

Season

#### Free Throws

Career -

Season

#### Free Throw Attempts

Career -

Season

#### Rebounds

Career 1, vs. Western Carolina (Nov. 30, 2015)

Season

#### Assists

Career -

Season

#### Blocks

Career -

Season

#### Steals

Career -

Season

#### Minutes Played

Career 2, 4x, last at Alabama (Jan. 13, 2016)

Season

### 2016-17

Opponent	Date	GS	Min	FG-FGA	Pct	3FG-FGA	Pct	FT-FTA	Pct	Off	Def	Tot	Avg	PF	FO	A	TO	Blk	Stl	Pts	Avg	
Louisiana Tech	11/11/16	-	-	-	-	-	-	-DNP - Coaches Decision	-	-	-	-	-	-	-	-	-	-	-	-	-	-
Holy Cross	11/13/16	-	-	-	-	-	-	-DNP - Coaches Decision	-	-	-	-	-	-	-	-	-	-	-	-	-	-
Monmouth	11/15/16	-	-	-	-	-	-	-DNP - Coaches Decision	-	-	-	-	-	-	-	-	-	-	-	-	-	-
SC State	11/18/16	-	-	-	-	-	-	-DNP - Coaches Decision	-	-	-	-	-	-	-	-	-	-	-	-	-	-
Michigan	11/23/16	-	-	-	-	-	-	-DNP - Coaches Decision	-	-	-	-	-	-	-	-	-	-	-	-	-	-
vs. Syracuse	11/26/16	-	-	-	-	-	-	-DNP - Coaches Decision	-	-	-	-	-	-	-	-	-	-	-	-	-	-
Vermont	12/1/16	-	-	-	-	-	-	-DNP - Coaches Decision	-	-	-	-	-	-	-	-	-	-	-	-	-	-
FIU	12/4/16	-	-	-	-	-	-	-DNP - Coaches Decision	-	-	-	-	-	-	-	-	-	-	-	-	-	-
vs. Seton Hall	12/12/16	-	-	-	-	-	-	-DNP - Coaches Decision	-	-	-	-	-	-	-	-	-	-	-	-	-	-
at USF	12/17/16	-	-	-	-	-	-	-DNP - Coaches Decision	-	-	-	-	-	-	-	-	-	-	-	-	-	-
Clemson	12/21/16	-	-	-	-	-	-	-DNP - Coaches Decision	-	-	-	-	-	-	-	-	-	-	-	-	-	-
Lander	12/27/16																					
at Memphis	12/30/16																					
at Georgia	1/4/17																					
Texas A&M	1/7/17																					
at Tennessee	1/11/17																					
Ole Miss	1/14/17																					
Florida	1/18/17																					
at Kentucky	1/21/17																					
Auburn	1/24/17																					
at Missouri	1/28/17																					
at LSU	2/1/17																					
Georgia	2/4/17																					
Alabama	2/7/17																					
at Mississippi State	2/11/17																					
Arkansas	2/15/17																					
at Vanderbilt	2/18/17																					
at Florida	2/21/17																					
Tennessee	2/25/17																					
Mississippi State	2/28/17																					
at Ole Miss	3/4/17																					
vs. SEC Tournament	TBD																					
vs. NCAA Tournament	TBD																					

### CAREER STATISTICS

Season	GP-GS	Min	Avg	FG	FGA	Pct	3FG	3FGA	Pct	FT	FIA	Pct	Off	Def	Tot	Avg	PF	FO	Ast	TO	Blk	Stl	Pts	Avg
2015-16	4-0	8	2.0	1	3	.333	0	1	.000	0	0	.000	0	1	1	0.3	0	0	0	0	0	0	2	0.5
2016-17																								
Totals																								

### CAREER SEC STATISTICS

Season	GP-GS	Min	Avg	FG	FGA	Pct	3FG	3FGA	Pct	FT	FIA	Pct	Off	Def	Tot	Avg	PF	FO	Ast	TO	Blk	Stl	Pts	Avg
2016	1-0	2	2.0	0	0	.000	0	0	.000	0	0	.000	0	0	0	0.0	0	0	0	0	0	0	0	0.0





# #30 CHRIS SILVA

SOPHOMORE | FORWARD | 6'9" | 223 | 1 LETTER

LIBREVILLE, GABON/ROSELLE (N.J.)

## SEASON NOTABLES

- Scored four points with six rebounds in the exhibition win vs. Newberry
- Foul trouble early, but returned to score 11 points with two rebounds and two blocks in season opener vs. La Tech (Nov. 11)
- Scored nine points with a team high eight rebounds and two blocks in win vs. Holy Cross (Nov. 13)
- Collected first career double-double with 10 points and game high 10 rebounds in OT win over Monmouth (Nov. 15)
- Collected first career double-double with 10 points and game high 10 rebounds in OT win over Monmouth (Nov. 15)
- Had 11 points, seven rebounds and led team with three blocks in win vs. SC State (Nov. 18), went 5-for-5 from the charity stripe
- One of four Gamecocks in double figures after scoring 10 points in just 14 minutes in win vs. No. 25/24 Michigan (Nov. 23), played limited minutes due to foul trouble
- Recorded three points, six rebounds and one assist in 16 minutes in win vs. No. 18/16 Syracuse (Nov. 26)
- One of four Gamecocks in double-figures with a season-high 12 points (5-of-6 from the field) in win vs. Vermont (Dec. 1), tied for team lead with six rebounds, also had two blocks and a steal
- Posted eight points and tied for team-lead with seven rebounds in season-high 25 minutes played in win vs. FIU (Dec. 4), set a new career-high with team-leading five blocks and tied a career-high with three steals
- Was one of three players in double figures after scoring 11 points in loss vs. Seton Hall (Dec. 12) at Madison Square Garden, led team with nine rebounds and four blocks, also had a steal, logged season-high 29 minutes
- Played just 16 minutes due to foul trouble in win at USF (Dec. 17), scored six points and had five rebounds
- Fouled out late in the game with new career-high 14 points in loss vs. Clemson (Dec. 21) on 4-of-5 shooting, went 6-of-7 from the free throw line and had four rebounds in 22 minutes

## SILVA'S CAREER HIGHS

### Points

Career 14, vs. Clemson (Dec. 21, 2016)

Season 14, vs. Clemson (Dec. 21, 2016)

### Field Goals

Career 5, twice, last vs. Vermont (Dec. 1, 2016)

Season 5, vs. Vermont (Dec. 1, 2016)

### Field Goal Attempts

Career 10, vs. FIU (Dec. 4, 2016)

Season 10, vs. FIU (Dec. 4, 2016)

### 3-Point Field Goals

Career -

Season -

### 3-Point Field Goal Attempts

Career -

Season -

### Free Throws

Career 8, vs. Norfolk State (Nov. 14, 2015)

Season 6, vs. Clemson (Dec. 21, 2016)

### Free Throw Attempts

Career 12, vs. Norfolk State (Nov. 14, 2015)

Season 8, vs. Seton Hall (Dec. 12, 2016)

### Rebounds

Career 11, vs. Western Carolina (Nov. 30, 2015)

Season 10, vs. Monmouth (Nov. 15, 2016)

### Assists

Career 1, 8x, last vs. Clemson (Dec. 21, 2016)

Season 1, 3x, last vs. Clemson (Dec. 21, 2016)

### Blocks

Career 5, vs. FIU (Dec. 4, 2016)

Season 5, vs. FIU (Dec. 4, 2016)

### Steals

Career 3, twice, last vs. FIU (Dec. 4, 2016)

Season 3, twice, last vs. FIU (Dec. 4, 2016)

### Minutes Played

Career 30, vs. Drexel (Dec. 15, 2015)

Season 29, vs. Seton Hall (Dec. 12, 2016)

## 2016-17

Opponent	Date	GS	Min	FG-FGA	Pct	3FG-FGA	Pct	FT-FTA	Pct	Off	Def	Tot	Avg	PF	FO	A	TO	Blk	Stl	Pts	Avg
Louisiana Tech	11/11/16	*	18	4-6	.667	0-0	.000	3-5	.600	0	2	2	2.0	4	0	0	1	2	0	11	11.0
Holy Cross	11/13/16	*	18	4-6	.667	0-0	.000	1-2	.500	3	5	8	5.0	4	0	0	0	2	0	9	10.0
Monmouth	11/15/16	*	21	3-5	.600	0-0	.000	4-6	.667	4	6	10	6.7	5	1	0	2	2	0	10	10.0
SC State	11/18/16	*	14	3-5	.600	0-0	.000	5-5	1.000	3	4	7	6.8	2	0	0	1	3	0	11	10.3
Michigan	11/23/16	*	14	3-5	.600	0-0	.000	4-5	.800	2	1	3	6.0	4	0	1	2	1	0	10	10.2
vs. Syracuse	11/26/16	*	16	1-4	.250	0-0	.000	1-2	.500	4	2	6	6.0	3	0	1	2	0	0	3	9.0
Vermont	12/1/16	*	18	5-6	.833	0-0	.000	2-2	1.000	3	3	6	6.0	3	0	0	2	2	1	12	9.4
FIU	12/4/16	*	25	2-10	.200	0-0	.000	4-7	.571	2	5	7	6.1	1	0	1	3	5	3	8	9.3
vs. Seton Hall	12/12/16	*	29	3-5	.600	0-0	.000	5-8	.625	4	5	9	6.4	5	1	0	3	4	1	11	9.4
at USF	12/17/16	*	16	3-4	.750	0-0	.000	0-2	.000	1	4	5	6.3	4	0	0	1	0	0	6	9.1
Clemson	12/21/16	*	14	4-5	.800	0-0	.000	6-7	.857	1	3	4	6.1	5	1	1	1	1	0	14	9.5
Lander	12/27/16																				
at Memphis	12/30/16																				
at Georgia	1/4/17																				
Texas A&M	1/7/17																				
at Tennessee	1/11/17																				
Ole Miss	1/14/17																				
Florida	1/18/17																				
at Kentucky	1/21/17																				
Auburn	1/24/17																				
at Missouri	1/28/17																				
at LSU	2/1/17																				
Georgia	2/4/17																				
Alabama	2/7/17																				
at Mississippi State	2/11/17																				
Arkansas	2/15/17																				
at Vanderbilt	2/18/17																				
at Florida	2/21/17																				
Tennessee	2/25/17																				
Mississippi State	2/28/17																				
at Ole Miss	3/4/17																				
vs. SEC Tournament	TBD																				
vs. NCAA Tournament	TBD																				

## CAREER STATISTICS

Season	GP-GS	Min	Avg	FG	FGA	Pct	3FG	3FGA	Pct	FT	FTA	Pct	Off	Def	Tot	Avg	PF	FO	Ast	TO	Blk	Stl	Pts	Avg
2015-16	32-6	425	13.3	53	110	.482	0	0	.000	67	110	.609	56	87	143	4.5	100	3	6	34	28	14	173	5.4
2016-17	11-11	211	19.2	35	61	.574	0	0	.000	35	51	.686	27	40	67	6.1	41	3	4	18	22	5	105	9.5
<b>Totals</b>	<b>43-17</b>	<b>636</b>	<b>14.8</b>	<b>88</b>	<b>171</b>	<b>.515</b>	<b>0</b>	<b>0</b>	<b>.000</b>	<b>102</b>	<b>161</b>	<b>.634</b>	<b>83</b>	<b>127</b>	<b>210</b>	<b>4.9</b>	<b>141</b>	<b>6</b>	<b>10</b>	<b>52</b>	<b>50</b>	<b>19</b>	<b>278</b>	<b>6.5</b>

## CAREER SEC STATISTICS

Season	GP-GS	Min	Avg	FG	FGA	Pct	3FG	3FGA	Pct	FT	FTA	Pct	Off	Def	Tot	Avg	PF	FO	Ast	TO	Blk	Stl	Pts	Avg
2016	18-6	221	12.3	30	54	.556	0	0	.000	27	47	.574	27	46	73	4.1	57	2	3	15	10	6	87	4.8



# #13 TOMMY CORCHIANI

FRESHMAN | GUARD | 6'1" | HS

RALEIGH, N.C./RAVENS CROFT

## SEASON NOTABLES

- Made Gamecock debut in win vs. SC State (Nov. 18), played three minutes and collected first career rebound on defensive end
- Saw one minute of action off the bench in win vs. Vermont (Dec. 1, 2016)

## CORCHIANI'S SEASON HIGHS

### Points

-

### Field Goals

-

### Field Goal Attempts

-

### 3-Point Field Goals

-

### 3-Point Field Goal Attempts

-

### Free Throws

-

### Free Throw Attempts

-

### Rebounds

1, vs. SC State (Nov. 18, 2016)

### Assists

-

### Blocks

-

### Steals

-

### Minutes

3, vs. SC State (Nov. 18, 2016)

## 2016-17

Opponent	Date	GS	Min	FG-FGA	Pct	3FG-FGA	Pct	FT-FTA	Pct	Off	Def	Tot	Avg	PF	FO	A	TO	Blk	Stl	Pts	Avg
Louisiana Tech	11/11/16	-	-	-	-	-	-	-	-	-	-	-	-	-	-	-	-	-	-	-	-
Holy Cross	11/13/16	-	-	-	-	-	-	-	-	-	-	-	-	-	-	-	-	-	-	-	-
Monmouth	11/15/16	-	-	-	-	-	-	-	-	-	-	-	-	-	-	-	-	-	-	-	-
SC State	11/18/16	-	3	0-0	.000	0-0	.000	0-0	.000	0	1	1	1.0	2	0	0	0	0	0	0	0.0
Michigan	11/23/16	-	-	-	-	-	-	-	-	-	-	-	-	-	-	-	-	-	-	-	-
vs. Syracuse	11/26/16	-	-	-	-	-	-	-	-	-	-	-	-	-	-	-	-	-	-	-	-
Vermont	12/1/16	-	1	0-0	.000	0-0	.000	0-0	.000	0	0	0	0	0	0	0	0	0	0	0	0.0
FIU	12/4/16	-	-	-	-	-	-	-	-	-	-	-	-	-	-	-	-	-	-	-	-
vs. Seton Hall	12/12/16	-	-	-	-	-	-	-	-	-	-	-	-	-	-	-	-	-	-	-	-
at USF	12/17/16	-	-	-	-	-	-	-	-	-	-	-	-	-	-	-	-	-	-	-	-
Clemson	12/21/16	-	-	-	-	-	-	-	-	-	-	-	-	-	-	-	-	-	-	-	-
Lander	12/27/16	-	-	-	-	-	-	-	-	-	-	-	-	-	-	-	-	-	-	-	-
at Memphis	12/30/16	-	-	-	-	-	-	-	-	-	-	-	-	-	-	-	-	-	-	-	-
at Georgia	1/4/17	-	-	-	-	-	-	-	-	-	-	-	-	-	-	-	-	-	-	-	-
Texas A&M	1/7/17	-	-	-	-	-	-	-	-	-	-	-	-	-	-	-	-	-	-	-	-
at Tennessee	1/11/17	-	-	-	-	-	-	-	-	-	-	-	-	-	-	-	-	-	-	-	-
Ole Miss	1/14/17	-	-	-	-	-	-	-	-	-	-	-	-	-	-	-	-	-	-	-	-
Florida	1/18/17	-	-	-	-	-	-	-	-	-	-	-	-	-	-	-	-	-	-	-	-
at Kentucky	1/21/17	-	-	-	-	-	-	-	-	-	-	-	-	-	-	-	-	-	-	-	-
Auburn	1/24/17	-	-	-	-	-	-	-	-	-	-	-	-	-	-	-	-	-	-	-	-
at Missouri	1/28/17	-	-	-	-	-	-	-	-	-	-	-	-	-	-	-	-	-	-	-	-
at LSU	2/1/17	-	-	-	-	-	-	-	-	-	-	-	-	-	-	-	-	-	-	-	-
Georgia	2/4/17	-	-	-	-	-	-	-	-	-	-	-	-	-	-	-	-	-	-	-	-
Alabama	2/7/17	-	-	-	-	-	-	-	-	-	-	-	-	-	-	-	-	-	-	-	-
at Mississippi State	2/11/17	-	-	-	-	-	-	-	-	-	-	-	-	-	-	-	-	-	-	-	-
Arkansas	2/15/17	-	-	-	-	-	-	-	-	-	-	-	-	-	-	-	-	-	-	-	-
at Vanderbilt	2/18/17	-	-	-	-	-	-	-	-	-	-	-	-	-	-	-	-	-	-	-	-
at Florida	2/21/17	-	-	-	-	-	-	-	-	-	-	-	-	-	-	-	-	-	-	-	-
Tennessee	2/25/17	-	-	-	-	-	-	-	-	-	-	-	-	-	-	-	-	-	-	-	-
Mississippi State	2/28/17	-	-	-	-	-	-	-	-	-	-	-	-	-	-	-	-	-	-	-	-
at Ole Miss	3/4/17	-	-	-	-	-	-	-	-	-	-	-	-	-	-	-	-	-	-	-	-
vs. SEC Tournament	TBD	-	-	-	-	-	-	-	-	-	-	-	-	-	-	-	-	-	-	-	-
vs. NCAA Tournament	TBD	-	-	-	-	-	-	-	-	-	-	-	-	-	-	-	-	-	-	-	-

## CAREER STATISTICS

Season	GP-GS	Min	Avg	FG	FGA	Pct	3FG	3FGA	Pct	FT	FIA	Pct	Off	Def	Tot	Avg	PF	FO	Ast	TO	Blk	Stl	Pts	Avg
2016-17	2-0	4	2.0	0	0	.000	0	0	.000	0	0	.000	0	1	1	0.5	2	0	0	0	0	0	0	0.0

## CAREER SEC STATISTICS

Season	GP-GS	Min	Avg	FG	FGA	Pct	3FG	3FGA	Pct	FT	FIA	Pct	Off	Def	Tot	Avg	PF	FO	Ast	TO	Blk	Stl	Pts	Avg
2017																								



# #4 RAKYM FELDER

FRESHMAN | GUARD | 5'10" | HS

BROOKLYN, N.Y./LINCOLN

## SEASON NOTABLES

- Made season debut vs. Holy Cross (Nov. 13), scoring eight points with three assists and a rebound
- Played 17 minutes off the bench, logging nine points, four rebounds, two assists, two steals and two blocks in win vs. SC State (Nov. 18)
- Saw 11 minutes of action off the bench in win vs. No. 25/24 Michigan, logging one steal
- Logged two minutes off the bench in win vs. No. 18/16 Syracuse
- Tallied 13 minutes off the bench, posting two rebounds, one assist and one steal in win vs. Vermont (Dec. 1)
- Led all bench players with 25 minutes in win vs. FIU (Dec. 4), had four points, two rebounds and led the team with four assists
- Played nine minutes off the bench in loss vs. Seton Hall (Dec. 12) at Madison Square Garden
- Logged new career-highs in minutes (26), points (11) and assists (5) in win at USF (Dec. 17), also had two rebounds, knocked down a career-high three 3-pointers in the first half
- Recorded a rebound and an assist in five minutes off the bench in loss vs. Clemson (Dec. 21)

## FELDER'S SEASON HIGHS

### Points

11, at USF (Dec. 17, 2016)

### Field Goals

4, vs. SC State (Nov. 18, 2016)

### Field Goal Attempts

9, vs. SC State (Nov. 18, 2016)

### 3-Point Field Goals

3, at USF (Dec. 17, 2016)

### 3-Point Field Goal Attempts

6, at USF (Dec. 17, 2016)

### Free Throws

2, twice, last at USF (Dec. 17, 2016)

### Free Throw Attempts

2, 3x, last at USF (Dec. 17, 2016)

### Rebounds

4, vs. SC State (Nov. 18, 2016)

### Assists

5, at USF (Dec. 17, 2016)

### Blocks

2, vs. SC State (Nov. 18, 2016)

### Steals

2, vs. SC State (Nov. 18, 2016)

### Minutes

26, at USF (Dec. 17, 2016)

## 2016-17

Opponent	Date	GS	Min	FG	FGA	Pct	3FG	3FGA	Pct	FT	FITA	Pct	Off	Def	Tot	Avg	PF	FO	Ast	TO	Blk	Stl	Pts	Avg
Louisiana Tech	11/11/16	-	-	-	-	-	-	-	-	-	-	-	-	-	-	-	-	-	-	-	-	-	-	-
Holy Cross	11/13/16	14	2-2	1.000	2-2	1.000	2-2	1.000	0	1	1	1.0	0	0	3	1	0	0	0	0	0	0	8	8.0
Monmouth	11/15/16	4	0-1	.000	0-0	.000	0-0	.000	0	0	0	0.5	0	0	0	0	0	0	0	0	0	0	0	4.0
SC State	11/18/16	17	4-7	.571	1-2	.500	0-1	.000	1	3	4	1.7	3	0	2	3	2	2	2	9	2	9	5.7	
Michigan	11/23/16	11	0-1	.000	0-0	.000	0-2	.000	0	0	0	1.3	2	0	0	1	0	1	0	1	0	1	0	4.3
vs. Syracuse	11/26/16	2	0-0	.000	0-0	.000	0-0	.000	0	0	0	1.0	2	0	0	0	0	0	0	0	0	0	0	3.4
Vermont	12/1/16	13	0-1	.000	0-0	.000	0-0	.000	0	2	2	1.2	0	0	1	0	0	1	0	0	1	0	2.8	
FIU	12/4/16	25	2-4	.500	0-2	.000	0-0	.000	1	1	2	1.7	1	0	4	0	0	1	4	0	1	4	3.0	
vs. Seton Hall	12/12/16	9	0-0	.000	0-0	.000	0-0	.000	0	0	0	1.1	0	0	0	1	0	0	0	0	0	0	2.6	
at USF	12/17/16	26	3-7	.429	3-6	.500	2-2	1.000	0	2	2	1.2	1	0	5	2	1	0	11	0	11	3.6		
Clemson	12/21/16	5	0-2	.000	0-1	.000	0-0	.000	0	1	1	1.2	1	0	0	3	1	0	0	0	0	0	3.2	
Lander	12/27/16																							
at Memphis	12/30/16																							
at Georgia	1/4/17																							
Texas A&M	1/7/17																							
at Tennessee	1/11/17																							
Ole Miss	1/14/17																							
Florida	1/18/17																							
at Kentucky	1/21/17																							
Auburn	1/24/17																							
at Missouri	1/28/17																							
at LSU	2/1/17																							
Georgia	2/4/17																							
Alabama	2/7/17																							
at Mississippi State	2/11/17																							
Arkansas	2/15/17																							
at Vanderbilt	2/18/17																							
at Florida	2/21/17																							
Tennessee	2/25/17																							
Mississippi State	2/28/17																							
at Ole Miss	3/4/17																							
vs. SEC Tournament	TBD																							
vs. NCAA Tournament	TBD																							

## CAREER STATISTICS

Season	GP-GS	Min	Avg	FG	FGA	Pct	3FG	3FGA	Pct	FT	FITA	Pct	Off	Def	Tot	Avg	PF	FO	Ast	TO	Blk	Stl	Pts	Avg
2016-17	10-0	126	12.6	11	25	.440	6	13	.462	4	7	.571	2	10	12	1.2	10	0	15	12	4	5	32	3.2

## CAREER SEC STATISTICS

Season	GP-GS	Min	Avg	FG	FGA	Pct	3FG	3FGA	Pct	FT	FITA	Pct	Off	Def	Tot	Avg	PF	FO	Ast	TO	Blk	Stl	Pts	Avg
2017																								





# #12 KHADIM GUEYE

FRESHMAN | FORWARD | 7'0" | HS

DAKAR, SENEGAL/VICTORY ROCK PREP

## SEASON NOTABLES

- Scored six points with seven rebounds in the exhibition win vs. Newberry
- Collected two rebounds in win vs. Holy Cross (Nov. 13)
- Played 17 minutes off the bench and scored first career points after going 4-for-4 from the free throw line in win vs. SC State (Nov. 18), also had new single-game high five rebounds
- Snagged two rebounds in 13 minutes off the bench in win vs. No. 25/24 Michigan (Nov. 23)
- Recorded four minutes in victory over No. 18/16 Syracuse (Nov. 26)
- Saw six minutes of action off the bench in win vs. Vermont (Dec. 1)
- Played eight minutes in win vs. FIU (Dec. 4)
- Logged two minutes in loss vs. Seton Hall (Dec. 12) at Madison Square Garden
- Posted two rebounds and a block in 13 minutes off the bench in win at USF (Dec. 17)
- Matched a career-high with 17 minutes playing in a reserve role in loss vs. Clemson (Dec. 21), had one point and a rebound, his free throw in second half was his first points since SC State (Nov. 18)

## GUEYE'S SEASON HIGHS

### Points

6, vs. SC State (Nov. 18, 2016)

### Field Goals

1, vs. SC State (Nov. 18, 2016)

### Field Goal Attempts

3, vs. SC State (Nov. 18, 2016)

### 3-Point Field Goals

-

### 3-Point Field Goal Attempts

-

### Free Throws

4, vs. SC State (Nov. 18, 2016)

### Free Throw Attempts

4, vs. SC State (Nov. 18, 2016)

### Rebounds

5, vs. SC State (Nov. 18, 2016)

### Assists

-

### Blocks

2, vs. SC State (Nov. 18, 2016)

### Steals

-

### Minutes

17, vs. SC State (Nov. 18, 2016)

## 2016-17

Opponent	Date	GS	Min	FG-FGA	Pct	3FG-FGA	Pct	FT-FTA	Pct	Off	Def	Tot	Avg	PF	FO	A	TO	Blk	Stl	Pts	Avg
Louisiana Tech	11/11/16		1	0-0	.000	0-0	.000	0-0	.000	0	0	0	0.0	3	0	0	1	0	0	0	0.0
Holy Cross	11/13/16		13	0-0	.000	0-0	.000	0-0	.000	1	1	2	1.0	1	0	0	1	1	0	0	0.0
Monmouth	11/15/16		1	0-0	.000	0-0	.000	0-0	.000	0	0	0	0.7	2	0	0	1	0	0	0	0.0
SC State	11/18/16		17	1-3	.333	0-0	.000	4-4	1.000	2	3	5	1.8	0	0	0	0	2	0	6	1.5
Michigan	11/23/16		13	0-2	.000	0-0	.000	0-0	.000	1	1	2	1.8	2	0	0	0	0	0	0	1.2
vs. Syracuse	11/26/16		4	0-0	.000	0-0	.000	0-0	.000	0	0	0	1.5	2	0	0	0	0	0	0	1.0
Vermont	12/1/16		6	0-1	.000	0-0	.000	0-0	.000	0	0	0	1.3	2	0	0	0	0	0	0	0.9
FIU	12/4/16		8	0-1	.000	0-0	.000	0-0	.000	0	0	0	1.1	2	0	0	1	0	0	0	0.8
vs. Seton Hall	12/12/16		2	0-0	.000	0-0	.000	0-0	.000	0	0	0	1.0	2	0	0	0	0	0	0	0.7
at USF	12/17/16		13	0-0	.000	0-0	.000	0-0	.000	1	1	2	1.1	2	0	0	0	1	0	0	0.6
Clemson	12/21/16		17	0-0	.000	0-0	.000	1-2	.500	1	0	1	1.1	4	0	0	0	0	0	1	0.6
Lander	12/27/16																				
at Memphis	12/30/16																				
at Georgia	1/4/17																				
Texas A&M	1/7/17																				
at Tennessee	1/11/17																				
Ole Miss	1/14/17																				
Florida	1/18/17																				
at Kentucky	1/21/17																				
Auburn	1/24/17																				
at Missouri	1/28/17																				
at LSU	2/1/17																				
Georgia	2/4/17																				
Alabama	2/7/17																				
at Mississippi State	2/11/17																				
Arkansas	2/15/17																				
at Vanderbilt	2/18/17																				
at Florida	2/21/17																				
Tennessee	2/25/17																				
Mississippi State	2/28/17																				
at Ole Miss	3/4/17																				
vs. SEC Tournament	TBD																				
vs. NCAA Tournament	TBD																				

## CAREER STATISTICS

Season	GP-GS	Min	Avg	FG	FGA	Pct	3FG	3FGA	Pct	FT	FTA	Pct	Off	Def	Tot	Avg	PF	FO	Ast	TO	Blk	Stl	Pts	Avg
2016-17	11-0	95	8.6	1	7	.143	0	0	.000	5	6	.833	6	6	12	1.1	22	0	0	4	4	0	7	0.6

## CAREER SEC STATISTICS

Season	GP-GS	Min	Avg	FG	FGA	Pct	3FG	3FGA	Pct	FT	FTA	Pct	Off	Def	Tot	Avg	PF	FO	Ast	TO	Blk	Stl	Pts	Avg
2017																								



# #23 EVAN HINSON

FRESHMAN | GUARD | 6'4" | HS

DELTONA, FLA./DELTONA

## SEASON NOTABLES

- Also a member of the Carolina football team and will join the basketball squad at the conclusion of the football season

## HINSON'S SEASON HIGHS

**Points**

-

**Field Goals**

-

**Field Goal Attempts**

-

**3-Point Field Goals**

-

**3-Point Field Goal Attempts**

-

**Free Throws**

-

**Free Throw Attempts**

-

**Rebounds**

-

**Assists**

-

**Blocks**

-

**Steals**

-

**Minutes**

-

## 2016-17

Opponent	Date	GS	Min	FG-FGA	Pct	3FG-FGA	Pct	FT/FTA	Pct	Off	Def	Tot	Avg	PF	FO	A	TO	Blk	Stl	Pts	Avg	
Louisiana Tech	11/11/16	-	-	-	-	-	-	-	-	-	-	-	-	-	-	-	-	-	-	-	-	-
Holy Cross	11/13/16	-	-	-	-	-	-	-	-	-	-	-	-	-	-	-	-	-	-	-	-	-
Monmouth	11/15/16	-	-	-	-	-	-	-	-	-	-	-	-	-	-	-	-	-	-	-	-	-
SC State	11/18/16	-	-	-	-	-	-	-	-	-	-	-	-	-	-	-	-	-	-	-	-	-
Michigan	11/23/16	-	-	-	-	-	-	-	-	-	-	-	-	-	-	-	-	-	-	-	-	-
vs. Syracuse	11/26/16	-	-	-	-	-	-	-	-	-	-	-	-	-	-	-	-	-	-	-	-	-
Vermont	12/1/16	-	-	-	-	-	-	-	-	-	-	-	-	-	-	-	-	-	-	-	-	-
FIU	12/4/16	-	-	-	-	-	-	-	-	-	-	-	-	-	-	-	-	-	-	-	-	-
vs. Seton Hall	12/12/16	-	-	-	-	-	-	-	-	-	-	-	-	-	-	-	-	-	-	-	-	-
at USF	12/17/16	-	-	-	-	-	-	-	-	-	-	-	-	-	-	-	-	-	-	-	-	-
Clemson	12/21/16	-	-	-	-	-	-	-	-	-	-	-	-	-	-	-	-	-	-	-	-	-
Lander	12/27/16	-	-	-	-	-	-	-	-	-	-	-	-	-	-	-	-	-	-	-	-	-
at Memphis	12/30/16	-	-	-	-	-	-	-	-	-	-	-	-	-	-	-	-	-	-	-	-	-
at Georgia	1/4/17	-	-	-	-	-	-	-	-	-	-	-	-	-	-	-	-	-	-	-	-	-
Texas A&M	1/7/17	-	-	-	-	-	-	-	-	-	-	-	-	-	-	-	-	-	-	-	-	-
at Tennessee	1/11/17	-	-	-	-	-	-	-	-	-	-	-	-	-	-	-	-	-	-	-	-	-
Ole Miss	1/14/17	-	-	-	-	-	-	-	-	-	-	-	-	-	-	-	-	-	-	-	-	-
Florida	1/18/17	-	-	-	-	-	-	-	-	-	-	-	-	-	-	-	-	-	-	-	-	-
at Kentucky	1/21/17	-	-	-	-	-	-	-	-	-	-	-	-	-	-	-	-	-	-	-	-	-
Auburn	1/24/17	-	-	-	-	-	-	-	-	-	-	-	-	-	-	-	-	-	-	-	-	-
at Missouri	1/28/17	-	-	-	-	-	-	-	-	-	-	-	-	-	-	-	-	-	-	-	-	-
at LSU	2/1/17	-	-	-	-	-	-	-	-	-	-	-	-	-	-	-	-	-	-	-	-	-
Georgia	2/4/17	-	-	-	-	-	-	-	-	-	-	-	-	-	-	-	-	-	-	-	-	-
Alabama	2/7/17	-	-	-	-	-	-	-	-	-	-	-	-	-	-	-	-	-	-	-	-	-
at Mississippi State	2/11/17	-	-	-	-	-	-	-	-	-	-	-	-	-	-	-	-	-	-	-	-	-
Arkansas	2/15/17	-	-	-	-	-	-	-	-	-	-	-	-	-	-	-	-	-	-	-	-	-
at Vanderbilt	2/18/17	-	-	-	-	-	-	-	-	-	-	-	-	-	-	-	-	-	-	-	-	-
at Florida	2/21/17	-	-	-	-	-	-	-	-	-	-	-	-	-	-	-	-	-	-	-	-	-
Tennessee	2/25/17	-	-	-	-	-	-	-	-	-	-	-	-	-	-	-	-	-	-	-	-	-
Mississippi State	2/28/17	-	-	-	-	-	-	-	-	-	-	-	-	-	-	-	-	-	-	-	-	-
at Ole Miss	3/4/17	-	-	-	-	-	-	-	-	-	-	-	-	-	-	-	-	-	-	-	-	-
vs. SEC Tournament	TBD	-	-	-	-	-	-	-	-	-	-	-	-	-	-	-	-	-	-	-	-	-
vs. NCAA Tournament	TBD	-	-	-	-	-	-	-	-	-	-	-	-	-	-	-	-	-	-	-	-	-

## CAREER STATISTICS

Season	GP-GS	Min	Avg	FG	FGA	Pct	3FG	3FGA	Pct	FT	FIA	Pct	Off	Def	Tot	Avg	PF	FO	Ast	TO	Blk	Stl	Pts	Avg
2016-17																								

## CAREER SEC STATISTICS

Season	GP-GS	Min	Avg	FG	FGA	Pct	3FG	3FGA	Pct	FT	FIA	Pct	Off	Def	Tot	Avg	PF	FO	Ast	TO	Blk	Stl	Pts	Avg
2017																								



# #24 SEDEE KEITA

FRESHMAN | FORWARD | 6'9" | HS

PHILADELPHIA, PA./22FT BASKETBALL ACADEMY

## SEASON NOTABLES

- Made South Carolina debut in win vs. No. 24/25 Michigan after missing the first four games with a wrist injury, played eight minutes off bench and recorded one rebound on the offensive end
- Led all big men with 15 minutes off the bench in win vs. No. 18/16 Syracuse (Nov. 26), tallied one rebound, one assist, one block and one steal
- Scored first career points (4) in win vs. Vermont (Dec. 1), also recorded three rebounds in 10 minutes off the bench
- Played career-high 19 minutes and logged career-highs in points (6) and rebounds (4) in win vs. FIU (Dec. 4)
- Logged 18 minutes off the bench, recording five points and three rebounds in loss vs. Seton Hall (Dec. 12) at Madison Square Garden
- Saw three minutes of action but did not record any stats in win at USF (Dec. 17)
- Played seven minutes and gathered two rebounds in loss vs. Clemson (Dec. 21)

## KEITA'S SEASON HIGHS

### Points

6, vs. FIU (Dec. 4, 2016)

### Field Goals

3, vs. FIU (Dec. 4, 2016)

### Field Goal Attempts

6, vs. FIU (Dec. 4, 2016)

### 3-Point Field Goals

-

### 3-Point Field Goal Attempts

-

### Free Throws

3, vs. Seton Hall (Dec. 12, 2016)

### Free Throw Attempts

3, vs. Seton Hall (Dec. 12, 2016)

### Rebounds

4, vs. FIU (Dec. 4, 2016)

### Assists

1, vs. Syracuse (Nov. 26, 2016)

### Blocks

1, twice, last vs. FIU (Dec. 4, 2016)

### Steals

1, vs. Syracuse (Nov. 26, 2016)

### Minutes

19, vs. FIU (Dec. 4, 2016)

## 2016-17

Opponent	Date	GS	Min	FG-FGA	Pct	3FG-FGA	Pct	FT-FTA	Pct	Off	Def	Tot	Avg	PF	FO	A	TO	Blk	Stl	Pts	Avg
Louisiana Tech	11/11/16	-	-	-	-	-	-	-DNP - wrist injury	-	-	-	-	-	-	-	-	-	-	-	-	-
Holy Cross	11/13/16	-	-	-	-	-	-	-DNP - wrist injury	-	-	-	-	-	-	-	-	-	-	-	-	-
Monmouth	11/15/16	-	-	-	-	-	-	-DNP - wrist injury	-	-	-	-	-	-	-	-	-	-	-	-	-
SC State	11/18/16	-	-	-	-	-	-	-DNP - wrist injury	-	-	-	-	-	-	-	-	-	-	-	-	-
Michigan	11/23/16	-	8	0-0	.000	0-0	.000	0-0	.000	1	0	1	1.0	2	0	0	2	0	0	0	0.0
vs. Syracuse	11/26/16	-	15	0-2	.000	0-0	.000	0-0	.000	0	1	1	1.0	1	0	1	1	1	1	0	0.0
Vermont	12/1/16	-	10	1-4	.250	0-0	.000	2-2	1.000	1	2	3	1.7	2	0	0	1	0	0	4	1.3
FIU	12/4/16	-	19	3-6	.500	0-0	.000	0-0	.000	1	3	4	2.3	0	0	0	0	1	0	6	2.5
vs. Seton Hall	12/12/16	-	18	1-5	.200	0-0	.000	3-4	.750	1	2	3	2.4	3	0	0	0	0	0	5	3.0
at USF	12/17/16	-	3	0-0	.000	0-0	.000	0-0	.000	0	0	0	2.0	0	0	0	0	0	0	0	2.5
Clemson	12/21/16	-	7	0-1	.000	0-0	.000	0-0	.000	0	1	1	1.9	2	0	0	0	0	0	0	2.1
Landar	12/27/16	-	-	-	-	-	-	-	-	-	-	-	-	-	-	-	-	-	-	-	-
at Memphis	12/30/16	-	-	-	-	-	-	-	-	-	-	-	-	-	-	-	-	-	-	-	-
at Georgia	1/4/17	-	-	-	-	-	-	-	-	-	-	-	-	-	-	-	-	-	-	-	-
Texas A&M	1/7/17	-	-	-	-	-	-	-	-	-	-	-	-	-	-	-	-	-	-	-	-
at Tennessee	1/11/17	-	-	-	-	-	-	-	-	-	-	-	-	-	-	-	-	-	-	-	-
Ole Miss	1/14/17	-	-	-	-	-	-	-	-	-	-	-	-	-	-	-	-	-	-	-	-
Florida	1/18/17	-	-	-	-	-	-	-	-	-	-	-	-	-	-	-	-	-	-	-	-
at Kentucky	1/21/17	-	-	-	-	-	-	-	-	-	-	-	-	-	-	-	-	-	-	-	-
Auburn	1/24/17	-	-	-	-	-	-	-	-	-	-	-	-	-	-	-	-	-	-	-	-
at Missouri	1/28/17	-	-	-	-	-	-	-	-	-	-	-	-	-	-	-	-	-	-	-	-
at LSU	2/1/17	-	-	-	-	-	-	-	-	-	-	-	-	-	-	-	-	-	-	-	-
Georgia	2/4/17	-	-	-	-	-	-	-	-	-	-	-	-	-	-	-	-	-	-	-	-
Alabama	2/7/17	-	-	-	-	-	-	-	-	-	-	-	-	-	-	-	-	-	-	-	-
at Mississippi State	2/11/17	-	-	-	-	-	-	-	-	-	-	-	-	-	-	-	-	-	-	-	-
Arkansas	2/15/17	-	-	-	-	-	-	-	-	-	-	-	-	-	-	-	-	-	-	-	-
at Vanderbilt	2/18/17	-	-	-	-	-	-	-	-	-	-	-	-	-	-	-	-	-	-	-	-
at Florida	2/21/17	-	-	-	-	-	-	-	-	-	-	-	-	-	-	-	-	-	-	-	-
Tennessee	2/25/17	-	-	-	-	-	-	-	-	-	-	-	-	-	-	-	-	-	-	-	-
Mississippi State	2/28/17	-	-	-	-	-	-	-	-	-	-	-	-	-	-	-	-	-	-	-	-
at Ole Miss	3/4/17	-	-	-	-	-	-	-	-	-	-	-	-	-	-	-	-	-	-	-	-
vs. SEC Tournament	TBD	-	-	-	-	-	-	-	-	-	-	-	-	-	-	-	-	-	-	-	-
vs. NCAA Tournament	TBD	-	-	-	-	-	-	-	-	-	-	-	-	-	-	-	-	-	-	-	-

## CAREER STATISTICS

Season	GP-GS	Min	Avg	FG	FGA	Pct	3FG	3FGA	Pct	FT	FTA	Pct	Off	Def	Tot	Avg	PF	FO	Ast	TO	Blk	Stl	Pts	Avg
2016-17	7-0	80	11.4	5	18	.278	0	0	.000	5	6	.833	4	9	13	1.9	10	0	1	4	2	1	15	2.1

## CAREER SEC STATISTICS

Season	GP-GS	Min	Avg	FG	FGA	Pct	3FG	3FGA	Pct	FT	FTA	Pct	Off	Def	Tot	Avg	PF	FO	Ast	TO	Blk	Stl	Pts	Avg
2017																								





# #21 MAIK KOTSAR

FRESHMAN | FORWARD | 6'10" | HS

TALLIN, ESTONIA/SUNRISE CHRISTIAN ACADEMY

## SEASON NOTABLES

- Earned the start and tallied five points with three rebounds in the exhibition win vs. Newberry
- Foul trouble in the second half, but earned the start and scored four points with a pair of rebounds and a steal in opener vs. La Tech (Nov. 11)
- Six points and three rebounds in 15 minutes vs. Holy Cross (Nov. 13)
- Four points and two rebounds, with an assist, in OT win over Monmouth (Nov. 15)
- Scored in double figures (15 points) for the first time in his career in win vs. SC State (Nov. 18) after going a perfect 7-for-7 from the field, also led team with eight rebounds
- Posted 10 points and five rebounds in 23 minutes in win vs. No. 25/24 Michigan (Nov. 23), scored in double figures for the second straight game
- Finished tied for team-lead with career-high 16 points (7-of-9 shooting) in victory over No. 18/16 Syracuse (Nov. 26), had two steals and two rebounds in 30 minutes, which was new career-high for minutes played
- Tallied 14 points, including 12 in the second half, on 7-of-10 shooting in win vs. Vermont (Dec. 1) for his fourth-straight game in double-figures, also had five rebounds and a steal in 26 minutes
- Posted four points, six rebounds and set new career-highs with three assists and four steals in win vs. FIU (Dec. 4), five of six rebounds came on offensive glass
- Recorded four points, seven rebounds and two steals in loss vs. Seton Hall (Dec. 12) at Madison Square Garden, played only 19 minutes due to foul trouble
- Tallied 11 points (5-of-6) and led the team with nine rebounds (career-high) in win at USF (Dec. 17), played 30 minutes to match a career-high
- One of three Gamecocks in double-figures with 10 points (5-of-13) in loss vs. Clemson (Dec. 21), tied for team lead with eight rebounds, also had two steals in 27 minutes

## KOTSAR'S SEASON HIGHS

### Points

16, vs. Syracuse (Nov. 26, 2016)

### Field Goals

7, 3x, last vs. Vermont (Dec. 1, 2016)

### Field Goal Attempts

13, vs. Clemson (Dec. 16, 2016)

### 3-Point Field Goals

-

### 3-Point Field Goal Attempts

-

### Free Throws

2, 3x, last vs. Syracuse (Nov. 16, 2016)

### Free Throw Attempts

3, 3x, last at USF (Dec. 17, 2016)

### Rebounds

9, at USF (Dec. 17, 2016)

### Assists

3, vs. FIU (Dec. 4, 2016)

### Blocks

2, vs. SC State (Nov. 18, 2016)

### Steals

4, vs. FIU (Dec. 4, 2016)

### Minutes

30, twice, last at FIU (Dec. 17, 2016)

## 2016-17

Opponent	Date	GS	Min	FG-FGA	Pct	3FG-FGA	Pct	FFFTA	Pct	Off	Def	Tot	Avg	PF	FO	A	TO	Blk	Stl	Pts	Avg
Louisiana Tech	11/11/16	*	14	2-2	1.000	0-0	.000	0-3	.000	1	1	2	2.0	4	0	0	0	0	1	4	4.0
Holy Cross	11/13/16	*	15	2-2	1.000	0-0	.000	2-2	1.000	1	2	3	2.5	3	0	0	1	0	0	6	5.0
Monmouth	11/15/16	*	26	2-5	.400	0-0	.000	0-0	.000	1	2	2.3	4	0	1	1	0	0	4	4.7	
SC State	11/18/16	*	23	7-7	1.000	0-0	.000	1-3	.333	4	4	8	3.8	1	0	1	0	2	0	15	7.3
Michigan	11/23/16	*	23	4-7	.571	0-0	.000	2-2	1.000	2	3	5	4.0	3	0	2	0	0	0	10	7.8
vs. Syracuse	11/26/16	*	30	7-9	.778	0-0	.000	2-2	1.000	0	2	2	3.7	3	0	0	2	0	2	16	9.2
Vermont	12/1/16	*	26	7-10	.700	0-0	.000	0-0	.000	0	5	5	3.9	2	0	0	2	0	1	14	9.9
FIU	12/4/16	*	25	2-5	.400	0-0	.000	0-0	.000	5	1	6	4.1	2	0	3	3	0	4	4	9.1
vs. Seton Hall	12/12/16	*	19	2-6	.333	0-0	.000	0-0	.000	3	4	7	4.4	4	0	0	1	0	2	4	8.6
at USF	12/17/16	*	30	5-6	.833	0-0	.000	1-3	.333	2	7	9	4.9	3	0	0	0	1	0	11	8.8
Clemson	12/21/16	*	27	5-13	.385	0-0	.000	0-1	.000	6	2	8	5.2	2	0	0	0	0	2	10	8.9
Lander	12/27/16																				
at Memphis	12/30/16																				
at Georgia	1/4/17																				
Texas A&M	1/7/17																				
at Tennessee	1/11/17																				
Ole Miss	1/14/17																				
Florida	1/18/17																				
at Kentucky	1/21/17																				
Auburn	1/24/17																				
at Missouri	1/28/17																				
at LSU	2/1/17																				
Georgia	2/4/17																				
Alabama	2/7/17																				
at Mississippi State	2/11/17																				
Arkansas	2/15/17																				
at Vanderbilt	2/18/17																				
at Florida	2/21/17																				
Tennessee	2/25/17																				
Mississippi State	2/28/17																				
at Ole Miss	3/4/17																				
vs. SEC Tournament	TBD																				
vs. NCAA Tournament	TBD																				

## CAREER STATISTICS

Season	GP-GS	Min	Avg	FG	FGA	Pct	3FG	3FGA	Pct	FT	FIA	Pct	Off	Def	Tot	Avg	PF	FO	Ast	TO	Blk	Stl	Pts	Avg
2016-17	11-11	258	23.5	45	72	.625	0	0	.000	8	16	.500	25	32	57	5.2	31	0	7	10	3	12	98	8.9

## CAREER SEC STATISTICS

Season	GP-GS	Min	Avg	FG	FGA	Pct	3FG	3FGA	Pct	FT	FIA	Pct	Off	Def	Tot	Avg	PF	FO	Ast	TO	Blk	Stl	Pts	Avg
2017																								



# #25 CHRISTIAN SCHMITT

FRESHMAN | GUARD | 6'0" | HS

MARS, PA. | MARS AREA HIGH SCHOOL

## SEASON NOTABLES

- Made South Carolina debut in win vs. SC State (Nov. 18), played three minutes and attempted one 3
- Played one minute off the bench in win vs. Vermont (Dec. 1)

## SCHMITT'S SEASON HIGHS

### Points

-

### Field Goals

-

### Field Goal Attempts

1, vs. SC State (Nov. 18, 2016)

### 3-Point Field Goals

-

### 3-Point Field Goal Attempts

1, vs. SC State (Nov. 18, 2016)

### Free Throws

-

### Free Throw Attempts

-

### Rebounds

-

### Assists

-

### Blocks

-

### Steals

-

### Minutes

3, vs. SC State (Nov. 18, 2016)

## 2016-17

Opponent	Date	GS	Min	FG-FGA	Pct	3FG-FGA	Pct	FT-FTA	Pct	Off	Def	Tot	Avg	PF	FO	A	TO	Blk	Stl	Pts	Avg	
Louisiana Tech	11/11/16	-	-	-	-	-	-	-	-	-	-	-	-	-	-	-	-	-	-	-	-	-
Holy Cross	11/13/16	-	-	-	-	-	-	-	-	-	-	-	-	-	-	-	-	-	-	-	-	-
Monmouth	11/15/16	-	-	-	-	-	-	-	-	-	-	-	-	-	-	-	-	-	-	-	-	-
SC State	11/18/16	-	3	0-1	.000	0-1	.000	0-0	.000	0	0	0	0	0	0	0	2	0	0	0	0	0.0
Michigan	11/23/16	-	-	-	-	-	-	-	-	-	-	-	-	-	-	-	-	-	-	-	-	-
vs. Syracuse	11/26/16	-	-	-	-	-	-	-	-	-	-	-	-	-	-	-	-	-	-	-	-	-
Vermont	12/1/16	-	1	0-0	.000	0-0	.000	0-0	.000	0	0	0	0	0	0	0	0	0	0	0	0	0.0
FIU	12/4/16	-	-	-	-	-	-	-	-	-	-	-	-	-	-	-	-	-	-	-	-	-
vs. Seton Hall	12/12/16	-	-	-	-	-	-	-	-	-	-	-	-	-	-	-	-	-	-	-	-	-
at USF	12/17/16	-	-	-	-	-	-	-	-	-	-	-	-	-	-	-	-	-	-	-	-	-
Clemson	12/21/16	-	-	-	-	-	-	-	-	-	-	-	-	-	-	-	-	-	-	-	-	-
Lander	12/27/16	-	-	-	-	-	-	-	-	-	-	-	-	-	-	-	-	-	-	-	-	-
at Memphis	12/30/16	-	-	-	-	-	-	-	-	-	-	-	-	-	-	-	-	-	-	-	-	-
at Georgia	1/4/17	-	-	-	-	-	-	-	-	-	-	-	-	-	-	-	-	-	-	-	-	-
Texas A&M	1/7/17	-	-	-	-	-	-	-	-	-	-	-	-	-	-	-	-	-	-	-	-	-
at Tennessee	1/11/17	-	-	-	-	-	-	-	-	-	-	-	-	-	-	-	-	-	-	-	-	-
Ole Miss	1/14/17	-	-	-	-	-	-	-	-	-	-	-	-	-	-	-	-	-	-	-	-	-
Florida	1/18/17	-	-	-	-	-	-	-	-	-	-	-	-	-	-	-	-	-	-	-	-	-
at Kentucky	1/21/17	-	-	-	-	-	-	-	-	-	-	-	-	-	-	-	-	-	-	-	-	-
Auburn	1/24/17	-	-	-	-	-	-	-	-	-	-	-	-	-	-	-	-	-	-	-	-	-
at Missouri	1/28/17	-	-	-	-	-	-	-	-	-	-	-	-	-	-	-	-	-	-	-	-	-
at LSU	2/1/17	-	-	-	-	-	-	-	-	-	-	-	-	-	-	-	-	-	-	-	-	-
Georgia	2/4/17	-	-	-	-	-	-	-	-	-	-	-	-	-	-	-	-	-	-	-	-	-
Alabama	2/7/17	-	-	-	-	-	-	-	-	-	-	-	-	-	-	-	-	-	-	-	-	-
at Mississippi State	2/11/17	-	-	-	-	-	-	-	-	-	-	-	-	-	-	-	-	-	-	-	-	-
Arkansas	2/15/17	-	-	-	-	-	-	-	-	-	-	-	-	-	-	-	-	-	-	-	-	-
at Vanderbilt	2/18/17	-	-	-	-	-	-	-	-	-	-	-	-	-	-	-	-	-	-	-	-	-
at Florida	2/21/17	-	-	-	-	-	-	-	-	-	-	-	-	-	-	-	-	-	-	-	-	-
Tennessee	2/25/17	-	-	-	-	-	-	-	-	-	-	-	-	-	-	-	-	-	-	-	-	-
Mississippi State	2/28/17	-	-	-	-	-	-	-	-	-	-	-	-	-	-	-	-	-	-	-	-	-
at Ole Miss	3/4/17	-	-	-	-	-	-	-	-	-	-	-	-	-	-	-	-	-	-	-	-	-
vs. SEC Tournament	TBD	-	-	-	-	-	-	-	-	-	-	-	-	-	-	-	-	-	-	-	-	-
vs. NCAA Tournament	TBD	-	-	-	-	-	-	-	-	-	-	-	-	-	-	-	-	-	-	-	-	-

## CAREER STATISTICS

Season	GP-GS	Min	Avg	FG	FGA	Pct	3FG	3FGA	Pct	FT	FTA	Pct	Off	Def	Tot	Avg	PF	FO	Ast	TO	Blk	Stl	Pts	Avg
2016-17	2-0	4	2.0	0	1	.000	0	1	.000	0	0	.000	0	0	0	0.0	0	0	0	2	0	0	0	0.0

## CAREER SEC STATISTICS

Season	GP-GS	Min	Avg	FG	FGA	Pct	3FG	3FGA	Pct	FT	FTA	Pct	Off	Def	Tot	Avg	PF	FO	Ast	TO	Blk	Stl	Pts	Avg
2017																								

**AN INDIVIDUAL ...**

<b>Scored 20 or more points:</b>	South Carolina: PJ Dozier (26), vs. Clemson, Dec. 21, 2016 in Columbia, S.C. Opponent: Jahmal McMurray (25), USEF, Dec. 17, 2016, in Tampa, Fla.
<b>Scored 30 or more points:</b>	South Carolina: Laimonas Chatkevicius (30), vs. High Point, March 15, 2016, in Columbia, S.C. Opponent: Kevin Punter (36), Tennessee, Jan. 23, 2016 in Knoxville, Tenn.
<b>Scored 35 or more points:</b>	South Carolina: Brenton Williams (38) vs. Mississippi State, March 6, 2013 in Columbia, S.C. Opponent: Kevin Punter (36), Tennessee, Jan. 23, 2016 in Knoxville, Tenn.
<b>Scored 40 or more points:</b>	South Carolina: N/A thru 1992-93 season Opponent: Austin Carr (43), Notre Dame, Dec. 30, 1969 in New Orleans, La.
<b>Collected 20 or more rebounds:</b>	South Carolina: Emmett Hall (23), vs. College of Charleston, Dec. 22, 1993 in Columbia, S.C. Opponent: Ekpe Udoh (20), Baylor, Jan. 2, 2010 in Columbia, S.C.
<b>Collected 15 or more rebounds:</b>	South Carolina: Michael Carrera (15), vs. Florida, Feb. 20, 2016 in Columbia, S.C. Opponent: Trey James (15), Coker, Dec. 21, 2014 in Columbia, S.C.
<b>Made 12 or more field goals:</b>	South Carolina: Laimonas Chatkevicius (15), vs. High Point, March 15, 2016, in Columbia, S.C. Opponent: Michael Frazier II (12), Florida, March 4, 2014 in Columbia, S.C.
<b>Made 10 or more field goals:</b>	South Carolina: PJ Dozier (10), vs. Clemson, Dec. 21, 2016, in Columbia, S.C. Opponent: Wes Clark (10), Missouri, Jan. 16, 2016, in Columbia, S.C.
<b>Attempted 20 or more field goals:</b>	South Carolina: PJ Dozier (22), vs. Clemson, Dec. 21, 2016, in Columbia, S.C. Opponent: Jamal Murray (21), Kentucky, Feb. 13, 2016, in Columbia, S.C.
<b>Attempted 25 or more field goals:</b>	South Carolina: Devan Downey, 25, at Kentucky, Feb. 25, 2010 in Lexington, Ky. Opponent: Kemmy Burgess (Alaska-Anchorage), 26, Nov. 24, 2005 in Anchorage, Alaska
<b>Dished 10 or more assists:</b>	South Carolina: Devan Downey, 11, vs. LSU, March 13, 2008 in Atlanta, Ga. Opponent: 11, Jabril Durham, Arkansas, March 5, 2016 in Fayetteville, Ark.
<b>Swiped 5 or more steals:</b>	South Carolina: PJ Dozier, 5 vs. Francis Marion, Dec. 30, 2015 in Columbia, S.C. Opponent: 5, Allen Payne, Auburn, Feb. 26, 2014 in Auburn, Ala.
<b>Blocked 5 or more shots:</b>	South Carolina: Chris Silva, 5, vs. FIU, Dec. 4, 2016 in Columbia, S.C. Opponent: Avry Holmes (5), Clemson, Dec. 18, 2015 in Greenville, S.C.
<b>Made 5 or more 3-point field goals:</b>	South Carolina: Duane Notice (6), vs. FIU, Dec. 4, 2016 in Columbia, S.C. Opponent: Jahmal McMurray (5), USEF, Dec. 17, 2016, in Tampa, Fla.
<b>Attempted 8 or more 3-point field goals:</b>	South Carolina: Duane Notice (10), vs. FIU, Dec. 4, 2016, in Columbia, S.C. Opponent: Justin Robinson (9), Monmouth, Nov. 15, 2016, in Columbia, S.C.
<b>Made 10 or more free throws:</b>	South Carolina: Michael Carrera (11), Kentucky, Feb. 13, 2016, in Columbia, S.C. Opponent: Retin Obasohan (10), Alabama, Jan. 30, 2016, in Columbia, S.C.
<b>Attempted 15 or more free throws:</b>	South Carolina: Michael Carrera (15), vs. Kentucky, Feb. 13, 2016, in Columbia, S.C. Opponent: Ryan Rosburg (17), at Tennessee, Feb. 16, 2016 in Columbia, Mo.
<b>Played all 40 minutes of regulation:</b>	South Carolina: Duane Notice, vs. Texas A&M, Feb. 21, 2015 in Columbia, S.C. Opponent: Frank Sullivan, Auburn, Jan. 12, 2013 in Columbia, S.C.
<b>A player hit a last-second shot (within 3 seconds) to win a game:</b>	South Carolina: PJ Dozier (Buzzer Beater), vs. Monmouth, Nov. 15, 2016, in Columbia, S.C. Opponent: JJ Frazier (Free Throws), Georgia, March 11, 2016 in Nashville, Tenn.
<b>A player had a double-double:</b>	South Carolina: PJ Dozier (15 points, 10 rebounds), vs. Syracuse, Nov. 26, 2016, in Brooklyn, N.Y. Opponent: Jaron Blossomgame (15 points, 10 rebounds), Clemson, Dec. 21, 2016, in Columbia, S.C.
<b>Two or more players had a double-double:</b>	S. Carolina: Michael Carrera (11 points, 10 rebounds), Sindarius Thornwell (18 points, 11 rebounds), at Georgia, Feb. 2, 2016, in Athens, Ga. Opponent: Alex Oriakhi (18 points, 11 rebounds), Earnest Ross (21 points, 10 rebounds) Missouri, Jan. 22, 2013 in Columbia, Mo.
<b>A player had a triple-double:</b>	South Carolina: Sam Muldrow (16 points, 14 rebounds, 10 blocks) vs. Vanderbilt, Jan. 8, 2011 in Columbia, S.C. *** Only second triple-double in South Carolina history (Chuck Eidson (25 points, 10 rebounds, 10 assists) vs. SC State, Nov. 29, 2002 in Columbia, S.C. Opponent: Daniel Hackett (Southern California - 22 points, 10 rebounds, 10 assists), Nov. 17, 2007 in Columbia, S.C.
<b>Scored 30 or more points in back-to-back games:</b>	South Carolina: Devan Downey, 30 vs. Kentucky, Jan. 26, 2010 in Columbia, S.C. 33 vs. Georgia, Jan. 30, 2010, in Columbia, S.C.
<b>Scored 25 or more points in back-to-back games:</b>	South Carolina: Devan Downey, 33 vs. Georgia, Jan. 30, 2010, in Columbia, S.C. 26 at Tennessee, Feb. 6, 2010 in Knoxville, Tenn.

**A TEAM ...**

<b>Scored 100 or more points:</b>	South Carolina: 103 vs. The Citadel, Nov. 12, 2007 in Columbia, S.C. Opponent: 107, Vanderbilt, Feb. 17, 1996 in Nashville, Tenn.
<b>Scored 50 points or less:</b>	South Carolina: 46, vs. Florida, March 4, 2014 in Columbia S.C. Opponent: 50, Vermont, Dec. 1, 2016 in Columbia, S.C.
<b>Scored 50 points in a half:</b>	South Carolina: 50 (1st half), vs. SC State, Nov. 18, 2016, in Columbia, S.C. Opponent: 52 (2nd half), Georgia Jan. 22, 2014 in Athens, Ga.
<b>Failed to score 25 points in a half:</b>	South Carolina: 23 (1st half), at Georgia, Feb. 2, 2016, in Athens, Ga. Opponent: 22 (1st half), FIU, Dec. 4, 2016, in Columbia, S.C.

<b>Collected 50 or more rebounds:</b>	South Carolina: 50, vs. Alabama, Jan. 30, 2016, in Columbia, S.C. Opponent: 52, WKU, Nov. 27, 2010 in Bowling Green, Ky.
<b>Shot 60% or better from the field:</b>	South Carolina: 60.0% (39-65), vs. High Point, March 15, 2016, in Columbia, S.C. Opponent: 69.6% (32-46) Missouri, Feb. 28, 2013 in Columbia, S.C.
<b>Shot 50% or better from the field:</b>	South Carolina: 50.8% (33-65), vs. SC State, Nov. 18, 2016, in Columbia, S.C. Opponent: 50.8% (30-59), Georgia Tech, March 21, 2016, in Columbia, S.C.
<b>Shot less than 30% from the field:</b>	South Carolina: 27.1% (16-59), vs. Texas A&M, Feb. 21, 2015 in Columbia, S.C. Opponent: 19.2% (10-52), Michigan, Nov. 23, 2016, in Columbia, S.C.
<b>Shot 50% or better from 3-point range (at least 10 attempts):</b>	South Carolina: 50.0% (12-24), vs. Holy Cross, Nov. 13, 2016, in Columbia, S.C. Opponent 54.5% (6-11), USEF, Dec. 17, 2016, in Tampa, Fla.
<b>Shot 20% or less from 3-point range (at least 10 attempts):</b>	South Carolina: 14.3% (3-21), vs. Missouri, Jan. 16, 2016, in Columbia, S.C. Opponent: 7.7% (2-26), Michigan, Nov. 23, 2016 in Columbia, S.C.
<b>Dished 20 or more assists:</b>	South Carolina: 25, vs. High Point, March 15, 2016, in Columbia, S.C. Opponent: 20, Mississippi State, Feb. 27, 2016, in Starkville, Miss.
<b>Made 35 or more shots:</b>	South Carolina: 39, vs. High Point, March 15, 2016, in Columbia, S.C. Opponent: 35, vs. Tennessee, March 5, 2009 in Columbia, S.C.
<b>Attempted 80 or more shots:</b>	South Carolina: 83 vs. WKU Nov. 27, 2010 in Bowling Green, Ky. Opponent: 83, LSU, Feb. 10, 1996 in Columbia, S.C.
<b>Attempted 70 or more shots:</b>	South Carolina: 72, vs. Providence, Dec. 1, 2011 in Columbia, S.C. Opponent: 71, Arkansas, Feb. 3, 2015 in Fayetteville, Ark.
<b>Made 10 or more 3-pointers:</b>	South Carolina: 10, at USEF, Dec. 17, 2016, in Tampa, Fla. Opponent: 11, Georgia Tech, March 21, 2016, in Columbia, S.C.
<b>Did not make a 3-pointer:</b>	South Carolina: vs. Milwaukee, Nov. 11, 2012 in Columbia, S.C. Opponent: Miss. State, Jan. 9, 2013 in Starkville, Miss.
<b>Attempted 30 or more 3-pointers:</b>	South Carolina: 31 vs. Alabama, Jan. 25, 2012 in Columbia, S.C. Opponent: 30, High Point, March 15, 2016, in Columbia, S.C.
<b>Attempted 25 or more 3-pointers:</b>	South Carolina: 25, at USEF, Dec. 17, 2016 in Tampa, Fla. Opponent: 26, Michigan, Nov. 23, 2016, in Columbia, S.C.
<b>Made 30 or more free throws:</b>	South Carolina: 46 vs. Memphis, Jan. 2, 2015 in Columbia, S.C. Opponent: 30, Tennessee, Jan. 23, 2016 in Knoxville, Tenn.
<b>Attempted 40 or more free throws:</b>	South Carolina: 46, vs. Alabama, Jan. 30, 2016, in Columbia, S.C. Opponent: 42, Kentucky, March 1, 2014 in Columbia, S.C.
<b>Swiped 15 or more steals:</b>	South Carolina: 15 vs. Vanderbilt, Jan. 16, 2010 in Columbia, S.C. Opponent: 15, Monmouth, Nov. 15, 2016, in Columbia, S.C.
<b>Blocked 12 or more shots:</b>	South Carolina: 12, vs. Vanderbilt, Jan. 8, 2011 in Columbia, S.C. Opponent: 12, Mississippi State, Jan. 26, 2016, in Columbia, S.C.
<b>Blocked 8 or more shots:</b>	South Carolina: 9, vs. SC State, Nov. 18, 2016, in Columbia, S.C. Opponent: 9, Georgia, March 3, 2016 in Columbia, S.C.
<b>Won by 30 or more points:</b>	South Carolina: 42, vs. SC State, Nov. 18, 2016, in Columbia, S.C. Opponent: 34, Kentucky, Feb. 14, 2015 in Lexington, Ky.
<b>Won by 20 or more points:</b>	South Carolina: 42, vs. SC State, Nov. 18, 2016, in Columbia, S.C. Opponent: 27, Kentucky, Feb. 13, 2016, in Columbia, S.C.
<b>Played a single overtime game:</b>	Win: 70-69, vs. Monmouth, Nov. 15, 2016, in Columbia, S.C. Loss: 62-54 at Georgia, Feb. 23, 2013 in Athens, Ga.
<b>Played a double overtime game:</b>	Win: 87-85 vs. WKU, Nov. 27, 2010 in Bowling Green, Ky. Loss: 98-88 vs. Louisville, Feb. 20, 1988 in Columbia, S.C.
<b>South Carolina played a No. 1 Team in the country:</b>	Win: 68-62 vs. Kentucky, Jan. 26, 2010 in Columbia, S.C. Loss: 77-43 loss at Kentucky, Feb. 14, 2015 in Lexington, Ky.
<b>South Carolina played a top-5 opponent:</b>	Win: 68-62 vs. No. 1/1 Kentucky, Jan. 26, 2010 in Columbia, S.C. Loss: 75-36 loss to No. 4/4 Florida, Jan. 30, 2013 in Gainesville, Fla.
<b>South Carolina played a top-10 opponent:</b>	Win: 81-78 at No. 8/8 Texas A&M, Feb. 6, 2016, in College Station, Texas Loss: 58-43 loss vs. Kentucky, Jan. 24, 2015 in Columbia, S.C.
<b>South Carolina played a top-25 opponent:</b>	Win: 64-50 vs. No. 18/16 Syracuse, Nov. 26, 2016, in Brooklyn, N.Y. Loss: 89-62 loss vs. No. 22/21 Kentucky, Feb. 13, 2016, in Columbia, S.C.
<b>South Carolina defeated a ranked opponent:</b>	Home: 61-46 win over No. 25/24 Michigan, Nov. 23, 2016 in Columbia, S.C. Away: 77-73 at No. 13/19 Vanderbilt, March 6, 2010 in Nashville, Tenn. Neutral: 64-50 vs. No. 18/16 Syracuse, Nov. 26, 2016 in Brooklyn, N.Y. SEC Home: Win: 72-67 win over No. 17/15 Kentucky, March 1, 2014 in Columbia, S.C. SEC Away: 81-78 at No. 8/8 Texas A&M, Feb. 6, 2016, in College Station, Texas Non-conference away: 85-84 at No. 19/20 Baylor, Jan. 2, 2009 in Waco, Texas
<b>South Carolina defeated a top 10 opponent:</b>	Home: Win: 68-62 win vs. No. 1/1 Kentucky, Jan. 26, 2010 in Columbia, S.C. Away: 81-78 at No. 8/8 Texas A&M, Feb. 6, 2016, in College Station, Texas Neutral: 64-60 vs. No. 9/9 Iowa State, Jan. 3, 2015 in Brooklyn, N.Y.
<b>A South Carolina win opened the season:</b>	Home: 85-76 win vs. La Tech on Nov. 11, 2016, in Columbia, S.C. Away: 81-63 win at Western Carolina, Nov. 12, 2005 in Cullowhee, N.C. Neutral: 74-61 win vs. Chaminade, Nov. 19, 2001 in Maui, Hawaii (Maui Invite)
<b>South Carolina opened SEC play:</b>	Home: 72-68 loss vs. Florida, Jan. 7, 2015 in Gainesville, Fla. Away: 81-69 win at Auburn, Jan. 5, 2016, in Auburn, Ala.





South Carolina Basketball  
 South Carolina Combined Team Statistics (as of Dec 21, 2016)  
 All games

RECORD:	OVERALL	HOME	AWAY	NEUTRAL
ALL GAMES	9-2	7-1	1-0	1-1
CONFERENCE	0-0	0-0	0-0	0-0
NON-CONFERENCE	9-2	7-1	1-0	1-1

##	Player	gp-gs	min	avg	Total		3-Point		F-Throw		Rebounds				pf	dq	a	to	blk	stl	pts	avg		
					fg-fga	fg%	3fg-fga	3fg%	ft-fta	ft%	off	def	tot	avg										
00	THORNWELL, Sindari	7-7	217	31.0	41-86	.477	14-29	.483	35-40	.875	14	33	47	6.7	14	0	29	19	9	11	131	18.7		
15	DOZIER, PJ	11-11	305	27.7	65-141	.461	18-43	.419	23-32	.719	9	45	54	4.9	29	0	33	25	3	28	171	15.5		
10	NOTICE, Duane	11-11	358	32.5	35-100	.350	23-66	.348	22-33	.667	8	15	23	2.1	14	0	32	21	0	10	115	10.5		
30	SILVA, Chris	11-11	211	19.2	35-61	.574	0-0	.000	35-51	.686	27	40	67	6.1	41	3	4	18	22	5	105	9.5		
21	KOTSAR, Maik	11-11	258	23.5	45-72	.625	0-0	.000	8-16	.500	25	32	57	5.2	31	0	7	10	3	12	98	8.9		
20	MCKIE, Justin	11-4	240	21.8	23-64	.359	5-28	.179	7-11	.636	8	27	35	3.2	16	0	14	7	2	10	58	5.3		
02	GRAVETT, Hassani	10-0	205	20.5	15-49	.306	5-24	.208	4-10	.400	4	18	22	2.2	17	0	16	16	0	6	39	3.9		
04	FELDER, Rakym	10-0	126	12.6	11-25	.440	6-13	.462	4-7	.571	2	10	12	1.2	10	0	15	12	4	5	32	3.2		
05	BLANTON, TeMarcus	3-0	14	4.7	3-5	.600	2-3	.667	1-2	.500	1	4	5	1.7	0	0	0	1	0	0	9	3.0		
24	KEITA, Sedee	7-0	80	11.4	5-18	.278	0-0	.000	5-6	.833	4	9	13	1.9	10	0	1	4	2	1	15	2.1		
14	TUT, Ran	6-0	42	7.0	3-9	.333	0-1	.000	0-0	.000	3	11	14	2.3	1	0	2	0	2	3	6	1.0		
31	HOLLIMAN, Jarrell	9-0	66	7.3	2-6	.333	0-0	.000	2-2	1.000	2	6	8	0.9	12	0	2	1	1	0	6	0.7		
12	GUEYE, Khadim	11-0	95	8.6	1-7	.143	0-0	.000	5-6	.833	6	6	12	1.1	22	0	0	4	4	0	7	0.6		
25	SCHMITT, Christian	2-0	4	2.0	0-1	.000	0-1	.000	0-0	.000	0	0	0	0.0	0	0	0	2	0	0	0	0.0		
13	CORCHIANI, Tommy	2-0	4	2.0	0-0	.000	0-0	.000	0-0	.000	0	1	1	0.5	2	0	0	0	0	0	0	0.0		
Team											21	20	41					3						
Total.....		11	2225	284-644		.441	73-208	.351	151-216	.699	134	277	411	37.4	219	3	155	143	52	91	792	72.0		
Opponents.....		11	2225	199-566		.352	53-197	.269	188-271	.694	123	245	368	33.5	212	5	76	178	23	80	639	58.1		

TEAM STATISTICS	SC	OPP	Date	Opponent	Score	Att.	
SCORING	792	639	11/11/16	LOUISIANA TECH	w 85-76	13344	
Points per game	72.0	58.1	^ 11/13/16	HOLY CROSS	w 81-49	9270	
Scoring margin	+13.9	-	^ 11/15/16	MONMOUTH	Wot 70-69	9779	
FIELD GOALS-ATT	284-644	199-566	^ 11/18/16	SC STATE	w 92-50	10159	
Field goal pct	.441	.352	11/23/16	MICHIGAN	w 61-46	13051	
3 POINT FG-ATT	73-208	53-197	\$ 11/26/16	vs Syracuse	w 64-50	8733	
3-point FG pct	.351	.269	12/1/16	VERMONT	w 68-50	11579	
3-pt FG made per game	6.6	4.8	12/4/16	FIU	w 70-54	10587	
FREE THROWS-ATT	151-216	188-271	12/12/16	vs SETON HALL	L 64-67	7558	
Free throw pct	.699	.694	12/17/16	at USF	w 77-66	2489	
F-Throws made per game	13.7	17.1	12/21/16	CLEMSON	L 60-62	17026	
REBOUNDS	411	368					
Rebounds per game	37.4	33.5					
Rebounding margin	+3.9	-					
ASSISTS	155	76					
Assists per game	14.1	6.9					
TURNOVERS	143	178					
Turnovers per game	13.0	16.2					
Turnover margin	+3.2	-					
Assist/turnover ratio	1.1	0.4					
STEALS	91	80					
Steals per game	8.3	7.3					
BLOCKS	52	23					
Blocks per game	4.7	2.1					
ATTENDANCE	94795	18780					
Home games-Avg/Game	8-11849	1-2489					
Neutral site-Avg/Game	-	2-8146					

^ = Brooklyn Hoops Holiday Invitational (Columbia, S.C.)  
 \$ = Brooklyn Hoops Holiday Invitational (Brooklyn, N.Y.)  
 \* = Conference game

Score by Periods	1st	2nd	OT	Totals
South Carolina	404	378	10	792
Opponents	310	320	9	639



South Carolina Basketball  
 South Carolina Team Game-by-Game Comparison (as of Dec 26, 2016)  
 All games

Opponent	1st	2nd	Score	Mar	Total FG	FG Pct	3-Pointers	3FG Pct	Free Throws	FT Pct	Rebounds	Assist	T/Over	Block	Steal	Fouls
LOUISIANA TECH	42/31	43/45	85-76	+9	30-57/24-55	.526/.436	9-18/7-20	.500/.350	16-26/21-30	.615/.700	35/29 +6	16/8	15/14	4/4	6/11	20/28
HOLY CROSS	44/32	37/17	81-49	+32	27-46/17-45	.587/.378	12-24/5-20	.500/.250	15-16/10-15	.938/.667	32/16 +16	17/12	11/9	6/0	4/3	17/16
MONMOUTH	29/22	31/38	70-69	+1	23-68/20-65	.338/.308	7-23/6-28	.304/.214	17-25/23-27	.680/.852	46/41 +5	15/10	20/18	5/4	7/15	22/24
SC STATE	50/25	42/25	92-50	+42	33-65/16-52	.508/.308	8-24/5-14	.333/.357	18-21/13-21	.857/.619	47/24 +23	17/6	13/14	9/1	6/6	17/19
MICHIGAN	33/27	28/19	61-46	+15	23-53/10-52	.434/.192	4-15/2-26	.267/.077	11-18/24-32	.611/.750	40/36 +4	10/2	13/16	6/0	5/7	24/17
Syracuse	37/26	27/24	64-50	+14	23-51/14-44	.451/.318	4-13/6-15	.308/.400	14-19/16-26	.737/.615	37/30 +7	13/9	15/17	1/2	12/6	21/19
VERMONT	43/32	25/18	68-50	+18	29-62/18-51	.468/.353	4-13/5-20	.308/.250	6-7/9-14	.857/.643	36/31 +5	18/5	13/18	3/2	11/7	15/14
FIU	36/22	34/32	70-54	+16	25-61/19-46	.410/.413	8-21/5-15	.381/.333	12-19/11-16	.632/.688	34/35 (1)	15/5	9/23	6/1	13/7	17/18
SETON HALL	34/27	30/40	64-67	(3)	22-57/19-55	.386/.345	5-16/3-12	.313/.250	15-25/26-36	.600/.722	35/49 (14)	6/6	13/17	4/2	10/6	23/18
USF	31/37	46/29	77-66	+11	27-62/21-50	.435/.420	10-25/6-11	.400/.545	13-20/18-27	.650/.667	34/41 (7)	18/5	7/17	4/2	9/3	21/18
CLEMSON	25/29	35/33	60-62	(2)	22-62/21-51	.355/.412	2-16/3-16	.125/.188	14-20/17-27	.700/.630	35/36 (1)	10/8	14/15	4/5	8/9	22/21

Note: Game totals are displayed in the format TEAM/OPPONENT for each category



South Carolina Basketball  
South Carolina Category Leaders (as of Dec 26, 2016)  
All games

Points	G	Pts	Pts/G
DOZIER, PJ	11	171	15.5
THORNWELL, Sindarius	7	131	18.7
NOTICE, Duane	11	115	10.5
SILVA, Chris	11	105	9.5
KOTSAR, Maik	11	98	8.9
MCKIE, Justin	11	58	5.3
GRAVETT, Hassani	10	39	3.9
FELDER, Rakym	10	32	3.2
KEITA, Sedee	7	15	2.1
BLANTON, TeMarcus	3	9	3.0
GUEYE, Khadim	11	7	0.6
HOLLIMAN, Jarrell	9	6	0.7
TUT, Ran	6	6	1.0

Scoring Average	G	Pts	Avg/G
THORNWELL, Sindarius	7	131	18.7
DOZIER, PJ	11	171	15.5
NOTICE, Duane	11	115	10.5
SILVA, Chris	11	105	9.5
KOTSAR, Maik	11	98	8.9
MCKIE, Justin	11	58	5.3
GRAVETT, Hassani	10	39	3.9
FELDER, Rakym	10	32	3.2
BLANTON, TeMarcus	3	9	3.0
KEITA, Sedee	7	15	2.1
TUT, Ran	6	6	1.0
HOLLIMAN, Jarrell	9	6	0.7

FG Percentage	FG	Att	Pct
KOTSAR, Maik	45	72	.625
BLANTON, TeMarcus	3	5	.600
SILVA, Chris	35	61	.574
THORNWELL, Sindarius	41	86	.477
DOZIER, PJ	65	141	.461
FELDER, Rakym	11	25	.440
MCKIE, Justin	23	64	.359
NOTICE, Duane	35	100	.350
HOLLIMAN, Jarrell	2	6	.333
TUT, Ran	3	9	.333
GRAVETT, Hassani	15	49	.306
KEITA, Sedee	5	18	.278

Field Goal Attempts	G	Att	Att/G
DOZIER, PJ	11	141	12.8
NOTICE, Duane	11	100	9.1
THORNWELL, Sindarius	7	86	12.3
KOTSAR, Maik	11	72	6.5
MCKIE, Justin	11	64	5.8

Field Goals Made	G	Made	Made/G
DOZIER, PJ	11	65	5.9
KOTSAR, Maik	11	45	4.1
THORNWELL, Sindarius	7	41	5.9
NOTICE, Duane	11	35	3.2
SILVA, Chris	11	35	3.2

3-Point Percentage	3FG	Att	Pct
BLANTON, TeMarcus	2	3	.667
THORNWELL, Sindarius	14	29	.483
FELDER, Rakym	6	13	.462
DOZIER, PJ	18	43	.419
NOTICE, Duane	23	66	.348
GRAVETT, Hassani	5	24	.208
MCKIE, Justin	5	28	.179
TUT, Ran	0	1	.000
SCHMITT, Christian	0	1	.000

3-Point FG Attempts	G	Att	Att/G
NOTICE, Duane	11	66	6.0
DOZIER, PJ	11	43	3.9
THORNWELL, Sindarius	7	29	4.1
MCKIE, Justin	11	28	2.5
GRAVETT, Hassani	10	24	2.4

3-Point FG Made	G	Made	Made/G
NOTICE, Duane	11	23	2.1
DOZIER, PJ	11	18	1.6
THORNWELL, Sindarius	7	14	2.0
FELDER, Rakym	10	6	0.6
GRAVETT, Hassani	10	5	0.5
MCKIE, Justin	11	5	0.5

Free Throw Percent	FG	Att	Pct
HOLLIMAN, Jarrell	2	2	1.000
THORNWELL, Sindarius	35	40	.875
GUEYE, Khadim	5	6	.833
KEITA, Sedee	5	6	.833
DOZIER, PJ	23	32	.719
SILVA, Chris	35	51	.686
NOTICE, Duane	22	33	.667
MCKIE, Justin	7	11	.636
FELDER, Rakym	4	7	.571
KOTSAR, Maik	8	16	.500
BLANTON, TeMarcus	1	2	.500
GRAVETT, Hassani	4	10	.400

Free Throw Attempts	G	Att	Att/G
SILVA, Chris	11	51	4.6
THORNWELL, Sindarius	7	40	5.7
NOTICE, Duane	11	33	3.0
DOZIER, PJ	11	32	2.9
KOTSAR, Maik	11	16	1.5

Free Throws Made	G	Made	Made/G
SILVA, Chris	11	35	3.2
THORNWELL, Sindarius	7	35	5.0
DOZIER, PJ	11	23	2.1
NOTICE, Duane	11	22	2.0
KOTSAR, Maik	11	8	0.7



South Carolina Basketball  
 South Carolina Category Leaders (as of Dec 26, 2016)  
 All games

Rebounds	G	Reb	Reb/G
SILVA, Chris	11	67	6.1
KOTSAR, Maik	11	57	5.2
DOZIER, PJ	11	54	4.9
THORNWELL, Sindarius	7	47	6.7
MCKIE, Justin	11	35	3.2

Assists	G	No.	Ast/G
DOZIER, PJ	11	33	3.0
NOTICE, Duane	11	32	2.9
THORNWELL, Sindarius	7	29	4.1
GRAVETT, Hassani	10	16	1.6
FELDER, Rakym	10	15	1.5

Rebound Average	G	Reb	Avg/G
THORNWELL, Sindarius	7	47	6.7
SILVA, Chris	11	67	6.1
KOTSAR, Maik	11	57	5.2
DOZIER, PJ	11	54	4.9
MCKIE, Justin	11	35	3.2

Steals	G	No.	Stl/G
DOZIER, PJ	11	28	2.5
KOTSAR, Maik	11	12	1.1
THORNWELL, Sindarius	7	11	1.6
MCKIE, Justin	11	10	0.9
NOTICE, Duane	11	10	0.9

Offensive Rebounds	G	No.	Avg/G
SILVA, Chris	11	27	2.5
KOTSAR, Maik	11	25	2.3
THORNWELL, Sindarius	7	14	2.0
DOZIER, PJ	11	9	0.8
MCKIE, Justin	11	8	0.7
NOTICE, Duane	11	8	0.7

Blocked Shots	G	No.	Blk/G
SILVA, Chris	11	22	2.0
THORNWELL, Sindarius	7	9	1.3
GUEYE, Khadim	11	4	0.4
FELDER, Rakym	10	4	0.4
KOTSAR, Maik	11	3	0.3
DOZIER, PJ	11	3	0.3

Defensive Rebounds	G	No.	Avg/G
DOZIER, PJ	11	45	4.1
SILVA, Chris	11	40	3.6
THORNWELL, Sindarius	7	33	4.7
KOTSAR, Maik	11	32	2.9
MCKIE, Justin	11	27	2.5

Minutes	G	No.	Min/G
NOTICE, Duane	11	358	32.5
DOZIER, PJ	11	305	27.7
KOTSAR, Maik	11	258	23.5
MCKIE, Justin	11	240	21.8
THORNWELL, Sindarius	7	217	31.0

Fouls	G	No.	Per/G
SILVA, Chris	11	41	3.7
KOTSAR, Maik	11	31	2.8
DOZIER, PJ	11	29	2.6
GUEYE, Khadim	11	22	2.0
GRAVETT, Hassani	10	17	1.7

Turnovers	G	No.	TO/G
DOZIER, PJ	11	25	2.3
NOTICE, Duane	11	21	1.9
THORNWELL, Sindarius	7	19	2.7
SILVA, Chris	11	18	1.6
GRAVETT, Hassani	10	16	1.6

Foulsouts	G	No.
SILVA, Chris	11	3





South Carolina Basketball  
South Carolina Team High/Low Analysis (as of Dec 26, 2016)  
All games

South Carolina - TEAM GAME HIGHS

POINTS	92	SC STATE (11/18/16)
	85	LOUISIANA TECH (11/11/16)
	81	HOLY CROSS (11/13/16)
	77	at USF (12/17/16)
	70	FIU (12/4/16)
	70	MONMOUTH (11/15/16)
FIELD GOALS MADE	33	SC STATE (11/18/16)
	30	LOUISIANA TECH (11/11/16)
FIELD GOAL ATTEMPTS	68	MONMOUTH (11/15/16)
	65	SC STATE (11/18/16)
FIELD GOAL PERCENTAGE	.587 (27-46)	HOLY CROSS (11/13/16)
	.526 (30-57)	LOUISIANA TECH (11/11/16)
3 PT FIELD GOALS MADE	12	HOLY CROSS (11/13/16)
	10	at USF (12/17/16)
3 PT FG ATTEMPTS	25	at USF (12/17/16)
	24	SC STATE (11/18/16)
	24	HOLY CROSS (11/13/16)
3 PT FG PERCENTAGE	.500 (12-24)	HOLY CROSS (11/13/16)
	.500 (9-18)	LOUISIANA TECH (11/11/16)
FREE THROWS MADE	18	SC STATE (11/18/16)
	17	MONMOUTH (11/15/16)
FREE THROW ATTEMPTS	26	LOUISIANA TECH (11/11/16)
	25	vs SETON HALL (12/12/16)
	25	MONMOUTH (11/15/16)
FREE THROW PERCENTAGE	.938 (15-16)	HOLY CROSS (11/13/16)
	.857 (18-21)	SC STATE (11/18/16)
	.857 (6-7)	VERMONT (12/1/16)
REBOUNDS	47	SC STATE (11/18/16)
	46	MONMOUTH (11/15/16)
ASSISTS	18	at USF (12/17/16)
	18	VERMONT (12/1/16)
STEALS	13	FIU (12/4/16)
	12	vs Syracuse (11/26/16)
BLOCKED SHOTS	9	SC STATE (11/18/16)
	6	FIU (12/4/16)
	6	MICHIGAN (11/23/16)
	6	HOLY CROSS (11/13/16)
TURNOVERS	20	MONMOUTH (11/15/16)
	15	vs Syracuse (11/26/16)
	15	LOUISIANA TECH (11/11/16)
FOULS	24	MICHIGAN (11/23/16)
	23	vs SETON HALL (12/12/16)



South Carolina Basketball  
South Carolina High/Low Analysis (as of Dec 26, 2016)  
All games

Opponent - GAME HIGHS

POINTS	76	LOUISIANA TECH (11/11/16)
	69	MONMOUTH (11/15/16)
	67	vs SETON HALL (12/12/16)
	66	at USF (12/17/16)
	62	CLEMSON (12/21/16)
FIELD GOALS MADE	24	LOUISIANA TECH (11/11/16)
	21	CLEMSON (12/21/16)
	21	at USF (12/17/16)
FIELD GOAL ATTEMPTS	65	MONMOUTH (11/15/16)
	55	vs SETON HALL (12/12/16)
	55	LOUISIANA TECH (11/11/16)
FIELD GOAL PERCENTAGE	.436 (24-55)	LOUISIANA TECH (11/11/16)
	.420 (21-50)	at USF (12/17/16)
3 PT FIELD GOALS MADE	7	LOUISIANA TECH (11/11/16)
	6	at USF (12/17/16)
	6	vs Syracuse (11/26/16)
	6	MONMOUTH (11/15/16)
3 PT FG ATTEMPTS	28	MONMOUTH (11/15/16)
	26	MICHIGAN (11/23/16)
3 PT FG PERCENTAGE	.545 (6-11)	at USF (12/17/16)
	.400 (6-15)	vs Syracuse (11/26/16)
FREE THROWS MADE	26	vs SETON HALL (12/12/16)
	24	MICHIGAN (11/23/16)
FREE THROW ATTEMPTS	36	vs SETON HALL (12/12/16)
	32	MICHIGAN (11/23/16)
FREE THROW PERCENTAGE	.852 (23-27)	MONMOUTH (11/15/16)
	.750 (24-32)	MICHIGAN (11/23/16)
REBOUNDS	49	vs SETON HALL (12/12/16)
	41	at USF (12/17/16)
	41	MONMOUTH (11/15/16)
ASSISTS	12	HOLY CROSS (11/13/16)
	10	MONMOUTH (11/15/16)
STEALS	15	MONMOUTH (11/15/16)
	11	LOUISIANA TECH (11/11/16)
BLOCKED SHOTS	5	CLEMSON (12/21/16)
	4	MONMOUTH (11/15/16)
	4	LOUISIANA TECH (11/11/16)
TURNOVERS	23	FIU (12/4/16)
	18	VERMONT (12/1/16)
	18	MONMOUTH (11/15/16)
FOULS	28	LOUISIANA TECH (11/11/16)
	24	MONMOUTH (11/15/16)



South Carolina Basketball  
South Carolina High/Low Analysis (as of Dec 26, 2016)  
All games

South Carolina - GAME LOWS

POINTS	60	CLEMSON (12/21/16)
	61	MICHIGAN (11/23/16)
	64	vs Syracuse (11/26/16)
	64	vs SETON HALL (12/12/16)
	68	VERMONT (12/1/16)
FIELD GOALS MADE	22	vs SETON HALL (12/12/16)
	22	CLEMSON (12/21/16)
FIELD GOAL ATTEMPTS	46	HOLY CROSS (11/13/16)
	51	vs Syracuse (11/26/16)
FIELD GOAL PERCENTAGE	.338 (23-68)	MONMOUTH (11/15/16)
	.355 (22-62)	CLEMSON (12/21/16)
3 PT FIELD GOALS MADE	2	CLEMSON (12/21/16)
	4	MICHIGAN (11/23/16)
	4	vs Syracuse (11/26/16)
	4	VERMONT (12/1/16)
3 PT FG ATTEMPTS	13	vs Syracuse (11/26/16)
	13	VERMONT (12/1/16)
3 PT FG PERCENTAGE	.125 (2-16)	CLEMSON (12/21/16)
	.267 (4-15)	MICHIGAN (11/23/16)
FREE THROWS MADE	6	VERMONT (12/1/16)
	11	MICHIGAN (11/23/16)
FREE THROW ATTEMPTS	7	VERMONT (12/1/16)
	16	HOLY CROSS (11/13/16)
FREE THROW PERCENTAGE	.600 (15-25)	vs SETON HALL (12/12/16)
	.611 (11-18)	MICHIGAN (11/23/16)
REBOUNDS	32	HOLY CROSS (11/13/16)
	34	FIU (12/4/16)
	34	at USF (12/17/16)
ASSISTS	6	vs SETON HALL (12/12/16)
	10	MICHIGAN (11/23/16)
	10	CLEMSON (12/21/16)
STEALS	4	HOLY CROSS (11/13/16)
	5	MICHIGAN (11/23/16)
BLOCKED SHOTS	1	vs Syracuse (11/26/16)
	3	VERMONT (12/1/16)
TURNOVERS	7	at USF (12/17/16)
	9	FIU (12/4/16)
FOULS	15	VERMONT (12/1/16)
	17	HOLY CROSS (11/13/16)
	17	SC STATE (11/18/16)
	17	FIU (12/4/16)



South Carolina Basketball  
 South Carolina High/Low Analysis (as of Dec 26, 2016)  
 All games

Opponent - GAME LOWS

POINTS	46	MICHIGAN (11/23/16)
	49	HOLY CROSS (11/13/16)
	50	SC STATE (11/18/16)
	50	vs Syracuse (11/26/16)
	50	VERMONT (12/1/16)
FIELD GOALS MADE	10	MICHIGAN (11/23/16)
	14	vs Syracuse (11/26/16)
FIELD GOAL ATTEMPTS	44	vs Syracuse (11/26/16)
	45	HOLY CROSS (11/13/16)
FIELD GOAL PERCENTAGE	.192 (10-52)	MICHIGAN (11/23/16)
	.308 (16-52)	SC STATE (11/18/16)
	.308 (20-65)	MONMOUTH (11/15/16)
3 PT FIELD GOALS MADE	2	MICHIGAN (11/23/16)
	3	vs SETON HALL (12/12/16)
	3	CLEMSON (12/21/16)
3 PT FG ATTEMPTS	11	at USF (12/17/16)
	12	vs SETON HALL (12/12/16)
3 PT FG PERCENTAGE	.077 (2-26)	MICHIGAN (11/23/16)
	.188 (3-16)	CLEMSON (12/21/16)
FREE THROWS MADE	9	VERMONT (12/1/16)
	10	HOLY CROSS (11/13/16)
FREE THROW ATTEMPTS	14	VERMONT (12/1/16)
	15	HOLY CROSS (11/13/16)
FREE THROW PERCENTAGE	.615 (16-26)	vs Syracuse (11/26/16)
	.619 (13-21)	SC STATE (11/18/16)
REBOUNDS	16	HOLY CROSS (11/13/16)
	24	SC STATE (11/18/16)
ASSISTS	2	MICHIGAN (11/23/16)
	5	VERMONT (12/1/16)
	5	FIU (12/4/16)
	5	at USF (12/17/16)
STEALS	3	HOLY CROSS (11/13/16)
	3	at USF (12/17/16)
BLOCKED SHOTS	0	HOLY CROSS (11/13/16)
	0	MICHIGAN (11/23/16)
TURNOVERS	9	HOLY CROSS (11/13/16)
	14	LOUISIANA TECH (11/11/16)
	14	SC STATE (11/18/16)
FOULS	14	VERMONT (12/1/16)
	16	HOLY CROSS (11/13/16)





South Carolina Basketball  
South Carolina Player High/Low Analysis (as of Dec 26, 2016)  
All games

South Carolina - I N D I V I D U A L G A M E H I G H S

Points	27		NOTICE, Duane vs FIU (12/4/16)
	26		DOZIER, PJ vs Clemson (12/21/16)
	23		DOZIER, PJ at USF (12/17/16)
	23		THORNWELL, Sindarius vs Monmouth (11/15/16)
	22		THORNWELL, Sindarius vs SC State (11/18/16)
Field Goals Made	10		DOZIER, PJ vs Clemson (12/21/16)
	9		DOZIER, PJ at USF (12/17/16)
	9		DOZIER, PJ vs SETON HALL (12/12/16)
	9		NOTICE, Duane vs FIU (12/4/16)
	9		DOZIER, PJ vs Vermont (12/1/16)
Field Goal Att.	22		DOZIER, PJ vs Clemson (12/21/16)
	19		DOZIER, PJ vs SETON HALL (12/12/16)
FG Pct (min 5 made)	1.000	(7-7)	KOTSAR, Maik vs SC State (11/18/16)
	.833	(5-6)	KOTSAR, Maik at USF (12/17/16)
	.833	(5-6)	SILVA, Chris vs Vermont (12/1/16)
3-Point FG Made	6		NOTICE, Duane vs FIU (12/4/16)
	4		NOTICE, Duane at USF (12/17/16)
	4		THORNWELL, Sindarius vs Holy Cross (11/13/16)
3-Point FG Att.	10		NOTICE, Duane at USF (12/17/16)
	10		NOTICE, Duane vs FIU (12/4/16)
3-Pt FG Pct (min 2 made)	1.000	(2-2)	FELDER, Rakym vs Holy Cross (11/13/16)
	.667	(4-6)	THORNWELL, Sindarius vs Holy Cross (11/13/16)
	.667	(2-3)	DOZIER, PJ vs Louisiana Tech (11/11/16)
Free Throws Made	9		THORNWELL, Sindarius vs Syracuse (11/26/16)
	9		THORNWELL, Sindarius vs Monmouth (11/15/16)
Free Throw Att.	11		THORNWELL, Sindarius vs Monmouth (11/15/16)
	10		THORNWELL, Sindarius vs Syracuse (11/26/16)
FT Pct (min 3 made)	1.000	(6-6)	THORNWELL, Sindarius vs Holy Cross (11/13/16)
	1.000	(5-5)	SILVA, Chris vs SC State (11/18/16)
	1.000	(4-4)	GUEYE, Khadim vs SC State (11/18/16)
	1.000	(4-4)	THORNWELL, Sindarius vs SC State (11/18/16)
	1.000	(4-4)	DOZIER, PJ vs Holy Cross (11/13/16)
Rebounds	10		DOZIER, PJ vs Syracuse (11/26/16)
	10		THORNWELL, Sindarius vs Michigan (11/23/16)
	10		SILVA, Chris vs Monmouth (11/15/16)
Assists	9		THORNWELL, Sindarius vs Vermont (12/1/16)
	6		DOZIER, PJ vs SC State (11/18/16)
	6		THORNWELL, Sindarius vs Louisiana Tech (11/11/16)
Steals	4		DOZIER, PJ vs Clemson (12/21/16)
	4		MCKIE, Justin at USF (12/17/16)
	4		KOTSAR, Maik vs FIU (12/4/16)
	4		DOZIER, PJ vs FIU (12/4/16)
Blocked Shots	5		SILVA, Chris vs FIU (12/4/16)
	4		SILVA, Chris vs SETON HALL (12/12/16)
Turnovers	6		THORNWELL, Sindarius vs Louisiana Tech (11/11/16)
	4		DOZIER, PJ vs Clemson (12/21/16)
	4		THORNWELL, Sindarius vs Michigan (11/23/16)
Fouls	5		SILVA, Chris vs Clemson (12/21/16)
	5		SILVA, Chris vs SETON HALL (12/12/16)
	5		SILVA, Chris vs Monmouth (11/15/16)
Minutes	41		THORNWELL, Sindarius vs Monmouth (11/15/16)
	41		NOTICE, Duane vs Monmouth (11/15/16)
	37		NOTICE, Duane at USF (12/17/16)

36	NOTICE, Duane vs Clemson (12/21/16)
36	NOTICE, Duane vs SETON HALL (12/12/16)
36	NOTICE, Duane vs FIU (12/4/16)



South Carolina Basketball  
 South Carolina Opponent High/Low Analysis (as of Dec 26, 2016)  
 All games

OPPONENT I N D I V I D U A L G A M E H I G H S

Points	25		MCMURRAY, Jahmal at USF (12/17/16)
	21		CARRINGTON,KHADEEN vs SETON HALL (12/12/16)
	20		NOTTAGE, Eric vs FIU (12/4/16)
	18		LYDON, Tyler vs Syracuse (11/26/16)
	18		EAVES,"EJ" Eric vs SC State (11/18/16)
	18		Robert Champion vs Holy Cross (11/13/16)
	18		JEAN, Derric vs Louisiana Tech (11/11/16)
Field Goals Made	8		MCMURRAY, Jahmal at USF (12/17/16)
	7		NOTTAGE, Eric vs FIU (12/4/16)
	7		Brady, Chris vs Monmouth (11/15/16)
	7		Robert Champion vs Holy Cross (11/13/16)
Field Goal Att.	18		CARRINGTON,KHADEEN vs SETON HALL (12/12/16)
	17		MCMURRAY, Jahmal at USF (12/17/16)
FG Pct (min 5 made)	.714	(5-7)	BRACEY, DaQuan vs Louisiana Tech (11/11/16)
	.700	(7-10)	Brady, Chris vs Monmouth (11/15/16)
3-Point FG Made	5		MCMURRAY, Jahmal at USF (12/17/16)
	3		NOTTAGE, Eric vs FIU (12/4/16)
	3		LYDON, Tyler vs Syracuse (11/26/16)
	3		EAVES,"EJ" Eric vs SC State (11/18/16)
	3		Malachi Alexander vs Holy Cross (11/13/16)
3-Point FG Att.	9		Walton Jr., Derrick vs Michigan (11/23/16)
	9		Robinson, Justin vs Monmouth (11/15/16)
3-Pt FG Pct (min 2 made)	1.000	(2-2)	BRACEY, DaQuan vs Louisiana Tech (11/11/16)
	.750	(3-4)	NOTTAGE, Eric vs FIU (12/4/16)
Free Throws Made	9		CARRINGTON,KHADEEN vs SETON HALL (12/12/16)
	8		Donnal, Mark vs Michigan (11/23/16)
	8		JEAN, Derric vs Louisiana Tech (11/11/16)
Free Throw Att.	11		DELGADO,ANGEL vs SETON HALL (12/12/16)
	10		CARRINGTON,KHADEEN vs SETON HALL (12/12/16)
FT Pct (min 3 made)	1.000	(7-7)	Hornbeak, Je'lon vs Monmouth (11/15/16)
	1.000	(6-6)	REED, Marcquise vs Clemson (12/21/16)
Rebounds	12		SANOGO,ISMAEL vs SETON HALL (12/12/16)
	12		DELGADO,ANGEL vs SETON HALL (12/12/16)
Assists	4		Robinson, Justin vs Monmouth (11/15/16)
	4		Patrick Benzan vs Holy Cross (11/13/16)
Steals	4		Bell-Haynes, Trae vs Vermont (12/1/16)
	4		Seaborn, Micah vs Monmouth (11/15/16)
Blocked Shots	2		Ibiezugbe, Sam vs Monmouth (11/15/16)
	2		SHERMAN, Omar vs Louisiana Tech (11/11/16)
Turnovers	8		Irvin, Zak vs Michigan (11/23/16)
	7		MITCHELL, Shelton vs Clemson (12/21/16)
Fouls	5		DJITTE, Sidy vs Clemson (12/21/16)
	5		Lamb, Anthony vs Vermont (12/1/16)
	5		Irvin, Zak vs Michigan (11/23/16)
	5		BOYKINS, Jacobi vs Louisiana Tech (11/11/16)
	5		BRACEY, DaQuan vs Louisiana Tech (11/11/16)