



2015-16 Women's Basketball SOUTH CAROLINA

Assoc. Media Relations Director: Diana Koval | Office: 803.777.7977 | Cell: 314.369.6050 | Email: dkoval@mailbox.sc.edu | Twitter: @DianaKovalSID
Website: www.GamecocksOnline.com | Twitter: @GamecockWBB | Instagram: @GamecockWBB | Facebook: @GamecockWBB



2016 NCAA Tournament Second Round • March 20 • Columbia, S.C. • Colonial Life Arena (18,000)



South Carolina Gamecocks 31-1, 16-0 SEC

Ranking: 3/2 (AP/Coaches)
Head Coach: Dawn Staley
Record at South Carolina: 186-75 (8th)
Career Record: 358-155 (16th)
Top Scorer: A'ja Wilson (16.4)
Top Rebounder: Alaina Coates (10.1)



vs.



Kansas Stats Wildcats 19-12, 8-10 Big 12

Ranking: -/
Head Coach: Jeff Mittie
Record at KSU: 38-26 (2nd)
Career Record: 492-260 (24th)
Top Scorer: Breanna Lewis (16.6)
Top Rebounder: Breanna Lewis (7.5)

Schedule/Results

Nov. 13	#6/10 Ohio State (SECN+)	W, 88-80
Nov. 15	UNCG (SECN+)	W, 92-44
Nov. 18	at Clemson (ESPN3)	W, 67-41
Nov. 22	at UCLA (Pac-12 Network)	W, 68-65

Rainbow Wahine Showdown (Honolulu, Hawaii)

Nov. 27	vs. #16/18 Arizona State	W, 60-58
Nov. 28	vs. CSU Bakersfield	W, 90-71
Nov. 29	at Hawaii	W, 67-51
Dec. 6	#14/13 Duke (ESPN2)	W, 66-55
Dec. 13	Winthrop (SECN)	W, 86-37
Dec. 16	Hampton (SECN+)	W, 86-48

CresCom Bank Carolinas Challenge (Myrtle Beach, S.C.)

Dec. 20	vs. East Carolina	W, 88-57
Dec. 22	Elon (SECN+)	W, 78-63
Jan. 3	Arkansas* (ESPNU)	W, 85-32
Jan. 7	at Vanderbilt* (SECN^)	W, 71-61
Jan. 10	#20/- Missouri* (SECN)	W, 83-58
Jan. 14	at #9/9 Kentucky* (SECN)	W, 73-62
Jan. 17	#15/11 Texas A&M* (ESPN2)	W, 59-58
Jan. 21	at Auburn* (SECN+)	W, 74-58
Jan. 24	at #10/10 Miss. State* (ESPN2)	W, 51-57
Jan. 28	Ole Miss* (SECN+)	W, 81-62
Jan. 31	at #10/10 Texas A&M* (ESPN2)	W, 70-63
Feb. 4	#18/18 Kentucky* (SECN)	W, 78-68
Feb. 8	#1/1 Connecticut (ESPN2)	L, 54-66
Feb. 11	#16/19 Florida* (SECN+)	W, 86-71
Feb. 15	at #24/- Tennessee* (ESPN2)	W, 62-56
Feb. 18	Georgia* (SECN+)	W, 61-51
Feb. 22	at Alabama* (SECN)	W, 66-46
Feb. 25	at Ole Miss* (SECN^)	W, 66-45
Feb. 28	LSU* (ESPNU)	W, 75-39

SEC Tournament (Jacksonville, Fla.)

Mar. 4	vs. Auburn (SECN)	W, 57-48
Mar. 5	vs. #13/13 Kentucky (ESPN2)	W, 93-63
Mar. 6	vs. #16/16 Miss. St. (ESPN)	W, 66-52

NCAA Tournament (Columbia, S.C.)

Mar. 18	Jacksonville (ESPN2)	W, 77-41
Mar. 20	Kansas State (ESPN)	7 p.m.

* indicates SEC Game
SECN^ indicates whip around coverage on SEC Network with full game available on SECN+

Game Information

Tickets: \$12
Live Stats: GamecocksOnline.com

Broadcast: ESPN (Beth Mowins, play-by-play; Stephanie White, analyst)
Radio: 107.5 The Game (Brad Muller)

Series History

South Carolina Record	1-1
In Columbia	0-0
In Manhattan	1-0
At Neutral Site	0-1
Staley Era	First Meeting
First Meeting	K-State, Forfeit, 12/20/80
Current Streak	Won 1












Last Five Meetings:

Date	Result	Location
11/29/81	W, 81-65	Manhattan, Kan.
12/20/80	W [L], 82-62	Los Angeles

Game Notables

- South Carolina advanced to the NCAA Tournament second round for the fifth-straight season and the 10th time overall. The Gamecocks have won four of their last five first-round games by at least 20 points.
- Tonight's game pits two of the nation's top 30 field goal percentage shooters against each other in Kansas State's Breanna Lewis (.544) and South Carolina's A'ja Wilson (.537).
- South Carolina's defense is among the stingiest in the nation, especially lately. Allowing over 65 points just five times this season, the Gamecocks have not seen an opponent hit that mark since Florida netted 71 points on Feb. 11. In the nine games since then, just one opponent has even reached the 60-point plateau – Kentucky, 63 points, March 5. Four of those nine teams shot under 30.0 percent from the field, including Jacksonville's 28.0 percent in Friday's NCAA first-round game, which is tied for the lowest ever by a Gamecock NCAA Tournament opponent. The Dolphin's 41 points were also an opponent low for South Carolina in the tournament.
- The Gamecocks have been especially active in passing lanes recently, swiping double-digit steals in four of the last five games to average 10.8 over the stretch, picking up 10 or more steals just 10 times in the previous 28 outings.
- South Carolina's offense, which has scored 78.7 points per game over the last three games, has also become more diversified over the stretch with sophomore guard Bianca Cuevas joining the usual trio of double-digit scorers, averaging 10.0 points in those games. Senior guard Khadijah Sessions is just outside that mark, netting 9.7 points per game over the last three outings, during which she is shot 50.0 percent from the field, including 3-of-5 (.600) from 3-point range. Senior Asia Dozier has been the primary facilitator during that span, averaging 4.3 assists per game over the last three games.
- Junior center Alaina Coates recorded her fourth double-double in nine career NCAA Tournament games on Friday with 22 points and 10 rebounds against Jacksonville, her 18th double-double of the season. She needs just one more to move into the Gamecocks' all-time single-season top five, a list that has not been cracked since Sheila Foster posted 19 in 1981-82. The program record is 25, set by Katrina Anderson in 1977-78.
- Senior guard Tiffany Mitchell, one of two Gamecocks named among the four Naismith Trophy finalists this week, has been on a tear down the stretch in her final campaign in the Garnet and Black. The three-time All-American averaged 17.7 points on 47.6 percent shooting over the last three games, including 42.1 percent from 3-point range. She has been the Gamecocks' top scorer in three of the last five games, during which she has also handed out a team-high 16 assists.
- Like Mitchell, sophomore forward A'ja Wilson is among the four Naismith Trophy finalists announced this week, and she has similarly lifted her production in recent games, averaging 17.3 points and a team-high 10 rebounds over the last three outings.

2015-16 South Carolina Media Roster

1		<p>Bianca Cuevas 5-6 • So. • Guard • Bronx, N.Y. <i>kway-VAHS</i></p> <p>PPG 6.6 RPG 1.7 APG 1.8 FG% .376 FT% .758</p>	<p>LAST GAME: 8 pts, 3 assts, 3 stls vs. Jax NOTABLE: Lightning-quick guard who finishes well in traffic552 FG %age over last 5 games ... 3rd in team with 10.7 ppg in SEC Tourn. ... ≥ 10 points 8x ... ≥ 3 steals 8x this season ... 2014 McDonald's All-America.</p>	<p>Career Highs Pts: 21 at Ole Miss, 2/1/15 Reb: 6 at Alabama, 2/22/16 Asst: 6 vs. CSUB, 11/28/15 Stl: 5 vs. Missouri, 1/10/16</p>
4		<p>Doniyah Cliney 6-0 • R-Fr. • Guard • Newark, N.J. <i>dawn-YAY CLY-nee</i></p> <p>PPG 3.3 RPG 0.8 APG 0.7 FG% .435 FT% .667</p>	<p>LAST GM: 2 pts, 5 mins vs. Jacksonville NOTABLE: Athletic guard with good court vision, improving constantly since return from hand injury ... played in 19 games with 2 starts ... scored in double figures once (Florida) ... won two HS state titles.</p>	<p>Career Highs Pts: 10 vs. Florida, 2/11/16 Reb: 3, 2x, vs. Florida, 2/11/16 Asst: 3 at Auburn, 1/21/16 Stl: 3 vs. Georgia, 2/18/16</p>
5		<p>Khadijah Sessions 5-8 • Sr. • Guard • Myrtle Beach, S.C. <i>kub-DEE-zhub SESH-uns</i></p> <p>PPG 6.7 RPG 2.6 APG 2.2 FG% .452 FT% .645</p>	<p>LAST GM: 8 pts, 4 assts, 5 stls vs. Jax NOTABLE: Team captain ... career best FG %age ... in SEC, 7.4 ppg on 45.3% FG ... in SEC Tourn, 8.7 ppg, .538 FG%, .750 3FG %age ... posted ≥4 assts 9x, scored ≥10 pts 9x ... 5th in SEC in steals (2.0).</p>	<p>Career Highs Pts: 19 vs. Auburn, 2/3/13 Reb: 11 at Alabama, 2/22/16 Asst: 8 vs. NC Central, 12/1/14 Stl: 6 vs. Georgia, 2/18/16</p>
22		<p>A'ja Wilson 6-5 • So. • Forward • Hopkins, S.C. <i>A-zhub</i></p> <p>PPG 16.4 RPG 8.8 BPG 3.1 FG% .537 FT% .715</p>	<p>LAST GM: 15 pts, 11 rebs, 3 blks vs. Jax NOTABLE: SEC Player and Def. Player of the Year ... 13 dbl-dbls, top-15 in NCAA in bpg ... SEC top 5 in ppg, rpg, FG% ... SEC Tourn All-Tourn ... Naismith and Wooden finalist ... two-time All-America.</p>	<p>Career Highs Pts: 28 vs. Duke, 12/6/15 Reb: 19 at Kentucky, 3/1/15 Blks: 8, 2x, vs. TAMU, 1/17/16 Stl: 3, 4x, vs. C. Mich., 12/20/14</p>
23		<p>Tina Roy 5-11 • Sr. • Guard • Kaplan, La.</p> <p>PPG 5.8 RPG 1.5 APG 2.2 FG% .335 FT% .455</p>	<p>LAST GM: 5 pts, 3 rebs vs. Jacksonville NOTABLE: Team captain ... in SEC play – 7.4 ppg, .387 3FG %age (36-of-93) ... overall, 5th in SEC in 3s/gm (1.8) ... ≥4 3s in 5 games ... ≥3 assts in 15 games ... 2nd on team in assts vs. SEC (2.6).</p>	<p>Career Highs Pts: 21 vs. Arkansas, 1/3/16 Reb: 8 at Miss. St., 2/6/14 Asst: 10 vs. Sav. St., 12/14/14 Stl: 3, 2x, vs. Ole Miss, 1/28/16</p>
24		<p>Sarah Imovbioh 6-2 • Sr. • Forward • Abuja, Nigeria <i>ih-MOE-vee-o</i></p> <p>PPG 4.2 RPG 4.9 APG 0.2 FG% .577 FT% .435</p>	<p>LAST GM: 1 pt, 4 rebs, 1 blk, 1 stl vs Jax NOTABLE: Great energy, aggressive around rim ... double-digit rebounds 3x, double-digit points 3x, 1 double-double.</p>	<p>Career Highs Pts: 19 vs. Hampton, 12/16/15 Reb: 12 vs. ECU, 12/20/15 Asst: 2, 2x, vs. Missouri, 1/10/16 Stl: 2, 3x, at Ole Miss, 2/15/16</p>
25		<p>Tiffany Mitchell 5-9 • Sr. • Guard • Charlotte, N.C.</p> <p>PPG 14.9 RPG 2.8 APG 2.5 FG% .415 FT% .831</p>	<p>LAST GM: 14 pts, 2 stls vs. Jacksonville NOTABLE: All-SEC 1st Team ... ≥10 pts 30x ... Last 3 – 17.7 ppg, 47.6% FG ... vs. SEC, 15.6 ppg, 2.8 apg, 1.9 spg ... SEC Tourn MVP ... Naismith, Wooden and Staley Award finalist ... 2x SEC POY, 3x All-America.</p>	<p>Career Highs Pts: 25 vs. Georgia, 2/27/14 Reb: 11, 5x, at Arkansas, 1/2/14 Asst: 9 at SDSU, 11/23/13 Stl: 7 vs. NC Central, 12/1/14</p>
31		<p>Asia Dozier 6-0 • Sr. • Guard/For. • Columbia, S.C. <i>DOE-zhur</i></p> <p>PPG 3.1 RPG 1.0 APG 2.3 FG% .307 FT% .750</p>	<p>LAST GAME: 3 assts vs. Jacksonville NOTABLE: Two-time team captain ... cerebral player, nurturing leader ... Last 3 games – team-high 4.3 assts per game ... ≥3 assts in 12 games ... always seems to deliver timely points or defensive play.</p>	<p>Career Highs Pts: 16, 2x, at SDSU, 11/23/13 Reb: 10 vs. Elon, 11/9/12 Asst: 9 vs. Kentucky, 3/5/16 Stl: 2, 9x, vs. Hampton, 12/16/15</p>
40		<p>Jatarie White 6-4 • So. • Forward • Charlotte, N.C. <i>juh-TAR-ee</i></p> <p>PPG 3.0 RPG 3.0 APG 0.5 FG% .349 FT% .620</p>	<p>LAST GAME: 2 pts, 1 reb, 10 mins vs. Jax NOTABLE: Solid play not always in box score ... steadily improving on both sides of ball ... returned to play vs. LSU after missing 3 games due to illness ... ≥5 rebs 7x ... ≥10 points 2x ... 2014 WBCA, McDonald's HS All-America.</p>	<p>Career Highs Pts: 14 vs. ECU, 12/20/15 Reb: 9 vs. Winthrop, 12/13/15 Blk: 4 vs. Winthrop, 12/13/15 Stl: 2 vs. Syracuse, 3/22/15</p>
41		<p>Alaina Coates 6-4 • Jr. • Center • Irmo, S.C. <i>uh-LAY-nub COATS</i></p> <p>PPG 11.9 RPG 10.1 BPG 1.2 FG% .632 FT% .566</p>	<p>LAST GM: 22 pts, 10 rebs, 3 stls vs. Jax NOTABLE: All-SEC 1st Team ... top-15 in NCAA w/ 18 dbl-dbls (1 triple) – 10 in SEC ... avg. dbl-dbl in SEC ... top-25 in NCAA in rpg ... 4 20-point games ... last 3 – 13.0 ppg ... 2x All-SEC 2nd Team.</p>	<p>Career Highs Pts: 29 vs. Winthrop, 12/13/15 Reb: 18 at Alabama, 2/22/16 Blk: 10 vs. Winthrop, 12/13/15 Asst: 6 at Texas A&M, 1/31/16</p>
44		<p>India Farmer 6-0 • Jr. • Forward • N. Myrtle Beach, S.C.</p> <p>PPG 0.0 RPG 0.4 APG 0.0 FG% .000 FT% --</p>	<p>LAST GAME: 2 mins vs. Jacksonville NOTABLE: Played in 9 games this season after seeing action in 16 in 2014-15, including five SEC and three postseason ... great team player ... works hard with good attitude.</p>	<p>Career Highs Pts: 3, 2x, vs. Alabama, 1/19/14 Reb: 3 vs. NC Central, 12/2/13 Blk: 2 vs. UNCG, 11/15/15 Stl: 1 at Florida, 1/19/15</p>

Starter

Reserve

By the Numbers

2	7	16.2	21
2	Stolen needed by Tiffany Mitchell to move into the program's top five in career steals	7	Points needed by forward A'ja Wilson to reach 1,000 in her career, leaving her the chance to become just the second Gamecock to reach the milestone in her sophomore season
8	Games this season in which multiple Gamecocks have posted a double-double, including Friday's win over Jacksonville	16.2	Points in the paint more per game scored by the Gamecocks than their opponents
21	Games this season in which South Carolina has		

allowed fewer than 60 points this season, including nine yielding fewer than 50 points

24 Double-digit victories for the Gamecocks in 33 games this season

31 Quarters this season in which the Gamecocks have held their opponent to single digits, including at least one in six of the last seven games

55 Quarters this season in which the Gamecocks have scored 20 or more points, including 17 quarters of 25 or more

Kansas State Notes

South Carolina has played Kansas State twice before in program history but not since the early 1980s. The teams split those meetings with the Wildcats recording a win after the Gamecocks were forced to forfeit the outcome of the Dec. 20, 1980, contest. The next season, South Carolina logged an 81-65 win over Kansas State on Nov. 29, 1981. This season, K-State is 18-12 on the season, finishing sixth in the Big 12 with an 8-10 league record.

Rising Rebounder

Junior center Alaina Coates moved into fourth place on South Carolina's all-time rebounding list with her 10 against Jacksonville (Mar. 18), becoming just fifth Gamecock to amass 900 rebounds in her career. She is just the second to reach the mark before her senior season. Her 904 career boards includes a school-record 627 on the defensive end, while her 277 career offensive rebounds are sixth in program history. Coates already holds the program's record for career rebounds in SEC play (433).

Pushing Forward

South Carolina sophomore A'ja Wilson is among the nation's most dynamic and forwards, even as her game is still growing. While it is impossible to truly measure players across the nation based solely on their averages as everyone plays different schedules, performances when facing ranked opponents may draw the most direct parallel.

Measured against the other frontcourt players on the Wooden Award Final Ballot, of which there are only two sophomores, Wilson proves to be among the most prolific and efficient scorers even as she is the only one averaging less than 30 minutes played (29.7) and facing the most games against ranked foes (14).

Stat Comparison

K-State	SC	
19-12	Overall Record	32-1
8-10	Conference Record	16-0
13-4	Home Record	15-1
5-7	Away Record	11-0
1-1	Neutral Record	6-0
65.0	Points Per Game	73.6
61.0	Opp. Points Per Game	55.2
.412	Field Goal %age	.457
.366	Opp. Field Goal %age	.347
.326	3-Pt. Field Goal %age	.328
.301	Opp. 3-Pt. Field Goal %age	.286
.647	Free Throw %age	.670
11.6	FTs Made Per Game	16.1
15.1	Assists Per Game	14.6
+1.5	Turnover Margin	+1.5
35.7	Rebounds Per Game	40.6
-2.3	Rebounding Margin	+7.8
9.1	Steals Per Game	9.0
5.0	Blocked Shots Per Game	5.3

Here is a look at the raw numbers of those frontcourt players in their games against nationally ranked teams:

Plyr	Gms	Min/Gm	PPG	Pts/Min	RPG
Powers (MSU)	7	33.9	21.9	0.646	10.0
Wilson (SC)	14	29.7	19.1	0.644	9.7
Stewart (UC)	9	35.9	22.9	0.638	8.8
Davis (BU)	11	38.1	18.9	0.496	6.3
Tuck (UC)	9	33.6	16.3	0.487	7.8
Turner (ND)	7	30.9	14.3	0.463	8.0
Alleyne (OR)	8	30.0	13.9	0.449	12.3

Location, Location, Location

South Carolina averages 37.8 points in the paint this season, making up 51.3 percent of the Gamecocks' offense. Only one opponent has out-scored South Carolina in the paint this season – Auburn (Mar. 4) – (Vanderbilt and UConn tied), and the Gamecocks have out-paced their opponents in that space by 16.2 points per game.

In 14 games against ranked opponents this season, South Carolina has out-scored its foes in the paint by 13.6 points per game. The Gamecocks also averaged 13.6 points in the paint per game more than their SEC opponents.

South Carolina's interior advantage has been at least 20 points in 13 games, including four against ranked teams – #6/10 Ohio State (32), #16/18 Arizona State (26), #15/10 Texas A&M (20), #16/16 Mississippi State (22). The season-high advantage of 34 points has happened twice – against Arkansas (Jan. 3) and UNCG (Nov. 15).

Senior Moments

South Carolina's four four-year seniors – Asia Dozier, Tiffany Mitchell, Tina Roy, Khadijah Sessions – have posted the best four-year record in program history, amassing 120 wins and a .876 winning percentage (120-17), both of which are program records. They have played in the NCAA Tournament every year of their careers, won three SEC regular-season championships and two SEC Tournament titles – the first of either in school history. Under their leadership, South Carolina won 45 of its last 48 SEC regular-season games, beginning with the 2014 league opener, and is currently riding a 22-game win streak against SEC foes, dating back to the start of the 2015 SEC Tournament.

This season, the most veteran Gamecocks stepped up, especially in SEC action, during which the quartet averaged 31.8 points to make up 44.4 percent of the team's SEC-best 71.7 points per league game. Prior to the start of league play, the group netted 36.5 percent of South Carolina's offense.

Miscellaneous Stats

Triple-Doubles	2015-16	Career	Record
Alaina Coates	1	1	1-0

Double-Doubles	2015-16	Career	Record
Alaina Coates	18	40	39-1
A'ja Wilson	13	18	17-1
Sarah Imovbioh	1	1	1-0
Tiffany Mitchell	0	4	4-0

20+ Points	2015-16	Career	Record
A'ja Wilson	7	12	11-1
Tiffany Mitchell	6	19	19-0
Alaina Coates	4	12	11-1
Bianca Cuevas	1	2	2-0
Tina Roy	1	1	1-0

10+ Points	2015-16	Career	Record
Tiffany Mitchell	30	105	95-10
A'ja Wilson	27	56	52-4
Alaina Coates	23	70	67-3
Khadijah Sessions	9	29	28-1
Bianca Cuevas	8	16	16-0
Tina Roy	6	18	16-2
Sarah Imovbioh	3	3	2-1
Jatarie White	2	4	4-0
Asia Dozier	1	14	13-1
Donyah Clincy	1	1	1-0

10+ Rebounds	2015-16	Career	Record
Alaina Coates	22	47	46-1
A'ja Wilson	14	19	18-1
Sarah Imovbioh	3	3	3-0
Khadijah Sessions	1	1	1-0
Tiffany Mitchell	0	7	6-1
Asia Dozier	0	1	1-0

5+ Assists	2015-16	Career	Record
Tiffany Mitchell	5	16	16-0
Asia Dozier	5	13	13-0
Khadijah Sessions	3	13	13-0
Bianca Cuevas	1	6	6-0
Alaina Coates	1	1	1-0
Tina Roy	0	5	5-0

5+ Steals	2015-16	Career	Record
Khadijah Sessions	2	2	2-0
Bianca Cuevas	1	1	1-0
Tiffany Mitchell	0	8	8-0

5+ Blocks	2015-16	Career	Record
A'ja Wilson	6	7	6-1
Alaina Coates	1	4	4-0

Games Led Team In...

(Tied for team lead in each category included)

Scoring	2015-16	Career	Record
A'ja Wilson	15	30	27-3
Tiffany Mitchell	12	49	47-2
Alaina Coates	6	18	17-1
Tina Roy	2	4	4-0
Bianca Cuevas	1	3	3-0
Sarah Imovbioh	1	1	0-1
Khadijah Sessions	0	3	2-1
Asia Dozier	0	2	2-0

Rebounding	2015-16	Career	Record
Alaina Coates	22	56	53-3
A'ja Wilson	14	23	22-1
Sarah Imovbioh	2	2	2-0
Jatarie White	1	1	1-0
Tiffany Mitchell	0	10	9-1

Assists	2015-16	Career	Record
Tiffany Mitchell	11	40	38-2
Tina Roy	11	21	20-1
Khadijah Sessions	11	33	30-3
Asia Dozier	6	19	19-0
Bianca Cuevas	3	11	10-1
Alaina Coates	2	3	3-0
Sarah Imovbioh	1	1	1-0
A'ja Wilson	1	1	1-0

South Carolina's Record When...

	Postseason	vs. Ranked	SEC	All
Record.....	4-0	13-1	16-0	32-1
Playing a ranked opponent.....	2-0	13-1	8-0	13-1
Playing at home.....	1-0	6-1	8-0	15-1
Playing on the road.....		4-0	8-0	11-0
Playing at neutral site.....	3-0	3-0		6-0
Leading at half.....	4-0	8-0	12-0	26-0
Trailing at half.....		5-1	3-0	5-1
Tied at half.....			1-0	1-0
Playing an overtime game.....				0-0
0 players score in double figures.....				0-0
1 player scores in double figures.....				0-0
2 players score in double figures.....	1-0	3-0	2-0	5-0
3 players score in double figures.....	2-0	6-1	8-0	15-1
4 players score in double figures.....		3-0	5-0	8-0
5 players score in double figures.....	1-0	1-0	1-0	4-0
More than 5 players in double figures.....				0-0
Starters out-score opponent's starters.....	3-0	10-0	13-0	27-0
Opponent's starters score equal/more.....	1-0	3-1	3-0	5-1
Bench out-scores opponent's bench.....	4-0	8-1	10-0	25-1
Opponent's bench scores equal/more.....		5-0	6-0	7-0
SC Starters out-score SC Bench.....	4-0	13-1	15-0	31-1
SC Bench out-scores/ties SC Starters.....		0-0	1-0	1-0
Shooting 50% or better.....	1-0	1-0	6-0	10-0
Shooting between 40-49%.....	1-0	10-0	7-0	16-0
Shooting between 30-39%.....	1-0	1-0	3-0	5-0
Shooting less than 30%.....		0-0	0-0	0-0
Opponent shoots 50% or better.....				0-0
Opponent shoots between 40-49%.....	2-0	3-1	5-0	9-1
Opponent shoots between 30-39%.....	2-0	9-0	6-0	15-0
Opponent shoots less than 30%.....		1-0	5-0	8-0
Shooting better than opponent.....	3-0	13-0	15-0	30-0
Shooting worse than/equal to opp.....	1-0	0-1	1-0	2-1
Having more FTs made than opponent.....	3-0	11-0	14-0	28-0
Having equal/less FTs made than opp.....	1-0	2-1	2-0	4-1
Out-rebounding opponent.....	4-0	11-0	13-0	28-0
Having equal/less rebounds than opp.....	0-0	2-1	3-0	4-1
Having more TOs than opponent.....	1-0	6-1	6-0	11-1
Having equal or less TOs than opp.....	3-0	6-0	10-0	21-0
Attempting more FT than 3FG.....	3-0	12-1	15-0	26-1
Attempting equal/less FT than 3FG.....	1-0	1-0	1-0	6-0
Making 5 or more 3FGs.....	1-0	3-0	10-0	18-0
Making less than 5 3FGs.....	3-0	10-1	6-0	14-1
Making no 3 FGs.....				0-0
Attempting 15 or more 3FGs.....	2-0	3-0	9-0	18-0
Attempting less than 15 3FGs.....	2-0	10-1	7-0	14-1
No South Carolina players foul out.....	4-0	12-1	15-0	30-1
One or more SC players foul out.....		1-0	1-0	2-0
Assist on less than 1/2 of field goals made.....	2-0	5-1	1-0	9-1
Assist on at least 1/2 of field goals made.....	2-0	8-0	15-0	23-0
Assist on at least 2/3 of field goals made.....	1-0	1-0	6-0	9-0
Scoring more pts. in paint than opponent.....	3-0	13-0	15-0	30-0
Scoring equal/less pts. in paint than opp.....	1-0	0-1	1-0	2-1
Scoring more pts. off TOs than opponent.....	4-0	10-0	11-0	24-0
Scoring equal/less pts. off TOs than opp.....		3-1	5-0	8-1
Scoring more 2nd-chance pts.....	4-0	8-0	9-0	23-0
Scoring equal/less 2nd-chance pts.....		5-1	7-0	9-1
Scoring more fast break pts.....	3-0	8-0	10-0	23-0
Scoring equal/less fast break pts.....	1-0	5-1	6-0	9-1
Wearing white uniforms.....	4-0	9-1	8-0	20-1
Wearing black uniforms.....		4-0	7-0	11-0
Wearing pink uniforms.....			1-0	1-0
Playing in tournaments/classics.....	4-0	3-0		8-0
Playing on live television.....	4-0	12-1	16-0	30-1
Playing in November.....		2-0		7-0
Playing in December.....				5-0
Playing in January.....		6-0	9-0	9-0
Playing in February.....		3-1	7-0	7-1
Playing in March.....	4-0	2-0		4-0
Playing during the day.....	2-0	6-0	5-0	14-0
Playing at night.....	2-0	7-1	11-0	18-1
Playing on Sunday.....	1-0	6-0	6-0	13-0
Playing on Monday.....		1-1	2-0	2-1
Playing on Tuesday.....		0-0		1-0
Playing on Wednesday.....		0-0		2-0
Playing on Thursday.....		3-0	8-0	8-0
Playing on Friday.....	2-0	2-0		4-0
Playing on Saturday.....	1-0	7-0		2-0
Margin is less than 5 pts.....		2-0	1-0	3-0
Margin is between 5-9.....	1-0	4-0	3-0	5-0
Margin is between 10-19.....	1-0	5-1	7-0	12-1
Margin is 20 pts. or more.....	2-0	2-0	5-0	12-0
Having a 20-pt. scorer.....	2-0	9-0	10-0	17-0
Having a 30-pt. scorer.....				0-0
Scoring 49 points or less.....				0-0
Scoring 50-59 points.....	1-0	2-1	2-0	3-1
Scoring 60-69 points.....	1-0	4-0	4-0	10-0
Scoring 70-79 points.....	1-0	3-0	6-0	8-0
Scoring 80-89 points.....		3-0	4-0	8-0
Scoring 90-99 points.....	1-0	1-0		3-0
Scoring 100 points or more.....				0-0
Opponent scores 49 points or less.....	2-0		4-0	10-0
Opponent scores 50-59 points.....	1-0	7-0	6-0	11-0
Opponent scores 60-69 points.....	1-0	4-1	5-0	8-1
Opponent scores 70-79 points.....		1-0	1-0	2-0
Opponent scores 80-89 points.....		1-0		1-0
Opponent scores 90-99 points.....				0-0
Opponent scores 100 points or more.....				0-0

2015-16 Team High/Low

South Carolina Highs	South Carolina Lows	Category	Opponent Lows	Opponent Highs
93 vs. Kentucky, 3/5 86 vs. Florida, 2/11	54 vs. UConn, 2/8 57 at Mississippi State, 1/24	Points in Game (SEC)	32, Arkansas, 1/3 32, Arkansas, 1/3	80, Ohio State, 11/13 71, Florida, 2/11
56 (2nd) vs. Hampton, 12/16	22 (1st) at Mississippi State, 1/24	Points in a Half (SEC)	13 (1st), Georgia, 2/18 13 (1st), Winthrop, 12/13 13 (1st), Georgia, 2/18	47 (1st), Ohio State, 11/13 41 (2nd), Missouri, 1/10
45 (2nd) at Texas A&M, 1/31 45 (2nd) at Kentucky, 1/14	22 (1st) at Mississippi State, 1/24	Points in a Quarter (SEC)	4 (2nd), Georgia, 2/18 4 (2nd), Georgia, 2/18	26 (1st), Ohio State, 11/13 24 (4th), Missouri, 1/10
35 (2nd) vs. Arkansas, 1/3 35 (2nd) vs. Arkansas, 1/3	7 (1st) at Mississippi State, 1/24 7 (1st) at Mississippi State, 1/24	Field Goals Made (SEC)	13, LSU, 2/28 13, Arkansas, 1/3 13, LSU, 2/28 13, Arkansas, 1/3	28, Kentucky, 2/4 28, Kentucky, 2/4
37 vs. Kentucky, 3/5 33 vs. Arkansas, 1/3	16 vs. Auburn, 3/4 18 at Tennessee, 2/15	Field Goal Attempts (SEC)	43, at Clemson, 11/18 53, at Tennessee, 2/15 53, at Vanderbilt, 1/7	80, Ohio State, 11/13 69, Florida, 2/11 69, Kentucky, 2/4
70 vs. Kentucky, 3/5 68 vs. Ole Miss, 1/28	43 vs. LSU, 2/28 43 vs. LSU, 2/28	FG Percentage (SEC)	.222 (14-63) at Ole Miss, 2/25 .222 (14-63) at Ole Miss, 2/25	.481 (26-54), Ole Miss, 1/28 .481 (26-54), Ole Miss, 1/28
.561 (23-41) at Ole Miss, 2/25 .561 (23-41) at Ole Miss, 2/25	.314 (16-51) vs. Auburn, 3/4 .367 (18-49) at Tennessee, 2/15	3-Point FG Made (SEC)	1, Arkansas, 1/3 1, Winthrop, 12/13 1, Arkansas, 1/3	10, Ohio State, 11/13 9, at Auburn, 1/21
12 vs. Kentucky, 3/5 11 vs. Arkansas, 1/3	1 vs. Arizona State, 11/17 2 at Ole Miss, 2/25 2 vs. Kentucky, 2/4 2 at Texas A&M, 1/31 2 vs. Texas A&M, 1/17	3-Point FG Attempts (SEC)	3, LSU, 2/28 3, LSU, 2/28	28, at Alabama, 2/22 28, at Alabama, 2/22
25 at Clemson, 11/18 23 vs. Ole Miss, 1/28 23 vs. Arkansas, 1/3	10 vs. Duke, 12/6 11 at Ole Miss, 2/25 11 at Texas A&M, 1/31	3-Point FG Percentage (SEC)	.083 (1-12), Arkansas, 1/3 .083 (1-12), Arkansas, 1/3	.667 (2-3), LSU, 2/28 .667 (2-3), LSU, 2/28
.545 (12-22) vs. Kentucky, 3/5 .478 (11-23) vs. Arkansas, 1/3	.091 (1-11) vs. Arizona St., 11/27 .167 (2-12) vs. Kentucky, 2/4 .167 (2-12) vs. Texas A&M, 1/17	Free Throws Made (SEC)	3, Georgia, 2/18 3, Georgia, 2/18	18, Missouri, 1/10 18, Ohio State, 11/13 18, Missouri, 1/10
32 vs. Missouri, 1/10 32 vs. Missouri, 1/10	7 vs. Kentucky, 3/5 8 vs. Arkansas, 1/3	Free Throw Attempts (SEC)	6, Georgia, 2/18 6, at Texas A&M, 1/31 6, Georgia, 2/18 6, at Texas A&M, 1/31	25, at UCLA, 11/22 22, at Tennessee, 2/15
43 vs. Missouri, 1/10 43 vs. Missouri, 1/10	12 vs. Winthrop, 12/13 13 vs. Arkansas, 1/3	FT Percentage (SEC)	.267 (4-15), Winthrop, 12/13 .500 (3-6), Georgia, 2/18 .500 (5-10), Arkansas, 1/3	1.00 (9-9) Jacksonville, 3/18 1.00 (6-6) at Texas A&M, 1/31
.875 (14-16) at UCLA, 11/22 .809 (21-26) vs. LSU, 2/28	.478 (11-23) at Vanderbilt 1/7 .478 (11-23) at Vanderbilt, 1/7	Rebounds (SEC)	19, Hampton, 12/16 26, Arkansas, 1/3	43, at Tennessee, 2/15 43, Texas A&M, 1/17 43, at Kentucky, 1/14 43, at Tennessee, 2/15 43, Texas A&M, 1/17 43, at Kentucky, 1/14
58 at Alabama, 2/22 58 at Alabama, 2/22	27 vs. LSU, 2/28 27 vs. LSU, 2/28	Assists (SEC)	3, Ohio State, 11/13 5, at Alabama, 2/22	16, at Texas A&M, 1/31 16, vs. CSUB, 11/28 16, at Texas A&M, 1/31
25 vs. UNCG, 11/15 25 vs. Winthrop, 12/13 24 vs. Ole Miss, 1/28	6 vs. Arizona State, 11/27 9 at Mississippi State, 1/24	Steals (SEC)	0, at Clemson, 11/18 3, at Kentucky, 1/14	13, Florida, 2/11 13, at UCLA, 11/22 13, Ohio State, 11/13 13, Florida, 2/11
16 at Ole Miss, 2/25 16 at Ole Miss, 2/25	3 at Kentucky, 1/14 3 vs. Hampton, 12/16	Blocked Shots (SEC)	0, at Clemson, 11/18 0, vs. Kentucky, 3/5 1, vs. Kentucky, 2/4 1, at Auburn, 1/21 1, at Vanderbilt, 1/7 1, Arkansas, 1/3	10, Ohio State, 11/13 7, Texas A&M, 1/17
16 at Ole Miss, 2/25 16 vs. Winthrop, 12/13	3 at Kentucky, 1/14 0 at Vanderbilt, 1/7	Turnovers (SEC)	8, at Alabama, 2/22 8, at Alabama, 2/22	23, at Ole Miss, 2/25 23, at Ole Miss, 2/25
29 at Ole Miss, 2/25 29 at Ole Miss, 2/25	5 vs. CSUB, 11/28 5 at Clemson, 11/18 11 at Kentucky, 1/14 11 at Vanderbilt, 1/7	Fouls (SEC)	13, vs. Kentucky, 3/5 16, at Auburn, 1/21	34, Missouri, 1/10 32, Missouri, 1/10
22 vs. Missouri, 1/10 22 at Hawaii, 11/29 22 vs. Missouri, 1/10	10 vs. Jacksonville, 3/18 11 vs. Ole Miss, 1/28 11 vs. Arkansas, 1/3			

Gamecock Career Highs

Alaina Coates

Pts	29 vs. Winthrop, 12/13/15
FG	13 vs. Winthrop, 12/13/15
FGA	16 vs. Vanderbilt, 1/5/14
FG %	1.000 (7-7) vs. SC St., 12/22/13
FT	11 at San Diego St., 11/23/13
FTA	15 at San Diego St., 11/23/13
FT %	1.000 (10-10) vs. North Carolina, 3/27/15
Reb	18 at Alabama, 2/22/16
Off Reb	8 vs. Auburn, 3/4/16
Def Reb	13, 2x, last at Alabama, 2/22/16
Blk	10 vs. Winthrop, 12/13/15
Stl	4 at Tennessee, 2/15/16
Asst	6 at Texas A&M, 1/31/16
Min	38 at Texas A&M, 1/31/16

Doniyah Cliney

Pts	10 vs. Florida, 2/11/16
FG	3, 2x, last vs. Florida, 2/11/16
FGA	5 vs. Missouri, 1/10/16
FG %	.750 (3-4) vs. Kentucky, 2/4/16
3FGA	2, 4x, last vs. Georgia, 2/18/16
FT	3, 2x, last at Ole Miss, 2/25/16
FTA	4, 4x, last at Ole Miss, 2/25/16
FT %	.750 (3-4), 2x, last at Ole Miss, 2/25/16
Reb	3 vs. Florida, 2/11/16
Off Reb	2 vs. Ole Miss, 1/28/16
Stl	3 vs. Georgia, 2/18/16
Asst	3 at Auburn, 1/21/16
Min	26 vs. Kentucky, 2/4/16

Bianca Cuevas

Pts	21 at Ole Miss, 2/1/15
FG	8 vs. CSUB, 11/28/15
FGA	14 at Georgia, 2/5/15
FG %	.833 (5-6) at Hampton, 12/17/14
3FG	3 vs. Kentucky, 3/5/16
3FGA	6 vs. Clemson, 11/20/14
3FG %	.667 (2-3) at Hampton, 12/17/14
FT	9 at Ole Miss, 2/1/15
FTA	11 at Ole Miss, 2/1/15
FT %	1.000 (5-5) vs. Syracuse, 3/22/15
Reb	6 at Alabama, 2/22/16
Off Reb	3 vs. Alabama, 1/29/15
Blk	2, 2x, last vs. UConn, 2/8/16
Stl	5 Missouri, 1/10/16
Asst	6 vs. CSUB, 11/28/15
Min	29 at Hawaii, 11/29/15

Asia Dozier

Pts	16, 2x, at San Diego St., 11/23/13
FG	6, 2x, last at Alabama, 1/8/15
FGA	13 at San Diego St., 11/23/13
FG %	1.00 (4-4) at Kentucky, 2/14/13
3FG	4, 2x, last vs. Syracuse, 3/22/15
3FGA	10 at San Diego St., 11/23/13
3FG %	1.000 (2-2), 3x, last vs. East Carolina, 12/20/15
FT	4, 3x, last vs. Florida State, 3/29/15
FTA	7 vs. Elon, 11/9/12
FT %	1.000 (4-4), 2x, last vs. Florida State, 3/29/15
Reb	10 vs. Elon, 11/9/12
Off Reb	4 vs. Elon, 11/9/12
Blk	3 at Kentucky, 3/1/15
Stl	2, 9x, last vs. Hampton, 12/16/15
Asst	9 vs. Kentucky, 3/5/16
Min	40 at Arkansas, 1/2/14

India Farmer

Pts	3, 2x, last vs. Alabama, 1/19/14
FGA	3 vs. NC Central, 12/2/13
3FGA	2 vs. NC Central, 12/2/13
FT	2 at Florida, 1/19/15
FTA	2, 2x, last, at Florida, 1/19/15
FT %	1.000 (2-2) at Florida, 1/19/15
Reb	3 vs. NC Central, 12/2/13
Blk	2 vs. UNCG, 11/15/15
Min	11 vs. NC Central, 12/2/13

Sarah Imovbioh

Pts	19 vs. Hampton, 12/16/15
FG	6, 2x, last vs. UConn, 2/8/16
FGA	8 vs. Hampton, 12/16/15
FG %	1.00 (6-6) vs. UConn, 2/8/16
FT	7 vs. Hampton, 12/16/15
FTA	9 vs. Hampton, 12/16/15
FT %	.777 (7-9) vs. Hampton, 12/16/15
Reb	12 vs. East Carolina, 12/20/15
Off Reb	7 vs. Ole Miss, 1/28/16
Def Reb	8 vs. East Carolina, 12/20/15
Stl	2, 3x, last at Ole Miss, 2/25/16
Asst	2, 2x, last vs. Missouri, 1/10/16
Min	24 vs. Hampton, 12/16/15

Tiffany Mitchell

Pts	25 vs. Georgia, 2/27/14
FG	8, 8x, last vs. Kentucky, 3/5/16
FGA	17, 2x, last at Texas A&M, 1/31/16
FG %	.857 (6-7) vs. Savannah State, 12/14/14
3FG	6, 2x, last at Hampton, 12/17/14
3FGA	8, 4x, last vs. Kentucky, 3/5/16
3FG %	1.000 (6-6) vs. San Diego State, 11/23/14
FT	13 vs. CSU Northridge, 3/23/14
FTA	17 vs. CSU Northridge, 3/23/14
FT %	1.000 (10-10) vs. Georgia, 2/27/14
Reb	11, 5x, last at Arkansas, 1/2/14
Off Reb	6 at Florida, 1/20/13
Blk	3 at Arkansas, 2/19/15
Stl	7 vs. NC Central, 12/1/14
Asst	9 at San Diego State, 11/23/13
Min	40, 3x, last vs. Texas A&M, 1/17/16

Tina Roy

Pts	21 vs. Arkansas, 1/3/16
FG	7 vs. Arkansas, 1/3/16
FGA	14 at UCLA, 11/22/15
FG %	1.000 (4-4) at Alabama, 1/8/15
3FG	7 vs. Arkansas, 1/3/16
3FGA	12 vs. Arkansas, 1/3/16
3FG %	1.000 (3-3), 3x, last vs. Kentucky, 3/5/16
FT	4 at Southern Cal, 11/25/13
FTA	4, 4x, last vs. Georgia, 2/27/14
FT %	1.000 (4-4) at Southern Cal, 11/25/13
Reb	8 at Mississippi State, 2/6/14
Off Reb	3, 2x, last vs. CSU Northridge, 3/23/14
Blk	2 vs. Mississippi State, 2/6/14
Stl	3, 2x, last vs. Ole Miss, 1/28/16
Asst	10 vs. Savannah State, 12/14/14
Min	37 at UCLA, 11/22/15

Khadijah Sessions

Pts	19 vs. Auburn, 2/3/13
FG	6, 2x, last vs. Seton Hall, 11/17/13
FGA	15 at Missouri, 2/28/13
FG %	.833 (5-6) vs. LSU, 2/12/15
3FG	3, 4x, last vs. LSU, 3/7/15
3FGA	6, 3x, last vs. Kentucky, 1/11/15
3FG %	1.00 (3-3) at Kentucky, 2/20/14
FT	8, 2x, last at Tennessee, 2/15/16
FTA	12 vs. Missouri, 2/2/14
FT %	1.00 (5-5) at Kentucky, 2/20/14
Reb	11 at Alabama, 2/22/16
Off Reb	3, 4x, last at Alabama, 2/22/16
Stl	6 vs. Georgia, 2/18/16
Asst	8 vs. NC Central, 12/1/14
Min	39 at Texas A&M, 1/31/16

Jatarie White

Pts	14 vs. East Carolina, 12/20/15
FG	5, 2x, last vs. East Carolina, 12/20/15
FGA	12 vs. Clemson, 11/20/14
FG %	.626 (5-8) vs. East Carolina, 12/20/15
FT	5 vs. Missouri, 1/10/16
FTA	6, 2x, last vs. Missouri, 1/10/16
FT %	1.000 (2-2), 3x, last vs. LSU, 2/28/16
Reb	9 vs. Winthrop, 12/13/15
Off Reb	4 at Clemson, 11/18/15
Def Reb	8 vs. Winthrop, 12/13/15
Blk	4 vs. Winthrop, 12/13/15
Stl	2 vs. Syracuse, 3/22/15
Asst	2, 4x, last at Clemson, 11/18/15
Min	22 vs. San Diego St., 11/23/14

A'ja Wilson

Pts	28 vs. Duke, 12/6/15
FG	11, 2x, last vs. Texas A&M, 1/17/16
FGA	19, 2x, last vs. Texas A&M, 1/17/16
FG %	.800 (8-10) vs. Savannah State, 12/14/14
FT	11 vs. LSU, 2/12/15
FTA	15 vs. LSU, 2/12/15
FT %	1.00 (8-8) at Ole Miss, 2/25/16
Reb	19 at Kentucky, 3/1/15
Off Reb	6, 3x, last at Kentucky, 1/14/16
Def Reb	14 at Kentucky, 3/1/15
Blk	8, 2x, last vs. Texas A&M, 1/17/16
Stl	3, 4x, last vs. Central Michigan, 12/20/14
Asst	4 vs. CSUB, 11/28/15
Min	39 at Texas A&M, 1/31/16

The Last Time...

Individual

Scored 50 Points

South Carolina 51, Jocelyn Penn vs. Stetson, 1/4/03
Opponent Never

Scored 40 Points

South Carolina 51, Jocelyn Penn vs. Stetson, 1/4/03
Opponent 46, Cornelia Gayden, LSU, 1/14/95

Scored 30 Points

South Carolina 30, Ieasia Walker vs. Clemson, 11/18/10
Opponent 36, Kelsey Mitchell, Ohio State, 11/13/15

Grabbed 20 Rebounds

South Carolina 25, Kelsey Bone vs. Boston University, 12/28/09
Opponent 24, Courtney Paris, Oklahoma, 12/30/07

Grabbed 15 Rebounds

South Carolina 18, Alaina Coates at Alabama, 2/22/16
Opponent 15, Shayla Cooper, Ohio State, 11/13/15

Two Players with 20 or More Points

South Carolina A'ja Wilson 27/Tiffany Mitchell 20 at Texas A&M, 1/31/16
Opponent Kelsey Mitchell 36/Ameryst Alston 23, Ohio State, 11/13/15

Two Players with 10 or More Rebounds

South Carolina A'ja Wilson 11/Alaina Coates 10 vs. Jacksonville, 3/18/16
Opponent Breanna Stewart 10/Gabby Williams 10, UConn, 2/8/16

Had 10 Assists

South Carolina 10, Tina Roy vs. Savannah State, 12/14/14
Opponent 11, Marneshia Richard, Mississippi State, 1/21/07

Had Five Steals

South Carolina 6, Khadijah Sessions, Georgia, 2/18/16
Opponent 6, Jordyn Canada, at UCLA, 11/22/15

Had Five Blocked Shots

South Carolina 5, A'ja Wilson at Ole Miss, 2/25/16
Opponent 5, Breanna Stewart, UConn, 2/8/16

Had a Double-Double

South Carolina A'ja Wilson (15 pts/11 rebs)/Alaina Coates (22 pts/10 rebs) vs. Jacksonville, 3/18/16
Opponent Bashaara Graves (13 pts/10 rebs), at Tennessee, 2/15/16

Two Players had a Double-Double

South Carolina A'ja Wilson (15 pts/11 rebs)/Alaina Coates (22 pts/10 rebs) vs. Jacksonville, 3/18/16
Opponent Sheila Boykin (12 pts/12 rebs)/Danielle Ballard (16 pts/12 rebs), LSU, 2/12/15

Three Players had a Double-Double

South Carolina Ashley Bruner (16 pts/12 rebs)/Aleighsa Welch (16 pts/ 11 rebs)/Elem Ibiam (12 pts/10 rebs) vs. Kansas, 3/25/13
Opponent Merlakia Jones (26 pts/10 rebs)/Takilya Davis (19 pts/13 rebs)/DeLisha Milton (14 pts/15 rebs), at Florida, 2/20/94

Had a Triple-Double

South Carolina Alaina Coates (29 pts/16 rebs/10 blks) vs. Winthrop, 12/13/15
Opponent Never

Team

Scored 100 Points

South Carolina 102 at Alabama, 1/8/15
Opponent 103, Clemson, 11/21/03

Won by 30 or More Points

South Carolina 77-41 (36) vs. Jacksonville, 3/18/16
Opponent 66-34 (32), Georgia, 3/4/11

Shot 65% or Better from the Field

South Carolina .652 (45-69) vs. East Tennessee State, 12/19/00
Opponent Never

Shot 60% or Better from the Field

South Carolina .612 (30-49) vs. Florida State, 3/29/15
Opponent .604 (29-48), Vanderbilt, 1/18/01

Shot 50% or Better from the Field

South Carolina .529 (37-70) vs. Kentucky, 3/5/16
Opponent .554 (31-56), at UConn, 2/9/15

No Players in Double-Figure Points

South Carolina at Auburn, 1/19/12
Opponent Arkansas, 1/3/16

Five Players in Double-Figure Points

South Carolina vs. Kentucky, 3/5/16
Opponent Arkansas, 2/14/10

More Than Five Players in Double-Figure Points

South Carolina 6 vs. Syracuse, 3/22/15
Opponent 6 at Georgia, 2/13/03

Faced AP Top-25 Opponent

Win 66-52 vs. No. 16 Mississippi State, 3/6/16
Loss 56-67 at No. 13 Kentucky, 3/1/15

Faced AP Top-10 Opponent

Win 70-63 at No. 10 Texas A&M, 1/31/16
Loss 87-62 at No. 2 UConn, 2/9/15

Faced AP Top-5 Opponent

Win 62-46 vs. No. 5 Tennessee, 3/8/15
Loss 87-62 at No. 2 UConn, 2/9/15

Faced AP No. 1 Team

Win Never
Loss 54-66 vs. No. 1 UConn, 2/8/16

Overtime Game

Win 58-55 vs. Drexel, 11/28/12
Loss 65-57 at Texas A&M, 1/16/14

Double-Overtime Game

Win 92-91 at Florida State, 2/4/91
Loss 92-94 at Clemson, 11/19/09

South Carolina Was Ranked (AP Poll)

No. 1 2/9/15
Top 5 No. 3, 3/14/16
Top 10 No. 8, 3/17/14
Top 25 No. 13, 12/30/13

Staley Era Team Records

Italics indicates set in 2015-16

Scoring

Most	Points
1. vs. Savannah State, 12/14/14	111
2. at Alabama, 1/8/15	102
3. vs. Clemson, 11/20/14	99
vs. Ole Miss, 1/30/14	99
vs. Charleston Southern, 11/8/13	99

Fewest	Points
1. at Stanford, 11/26/10	32
2. vs. Georgia, 3/4/11	34
3. vs. Mississippi State, 3/5/09	39
4. at Georgia, 1/13/13	40
5. at Mississippi State, 2/26/09	41

Fewest Allowed	Points
1. vs. South Carolina State, 12/14/11	21
2. vs. Presbyterian, 11/27/11	24
3. vs. NC Central, 12/1/14	26
vs. SC State, 12/22/13	26
5. vs. NC Central, 12/2/13	27

Most Allowed	Points
1. at Clemson, 11/19/09	94
2. vs. North Carolina, 12/20/09	93
3. at Connecticut, 2/9/15	87
4. vs. Xavier, 11/12/10	84
5. at Tennessee, 2/17/11	82
at Florida, 2/22/09	82

Margin of Outcome

Victory	Score	Margin
1. vs. Charleston Southern, 11/8/13	99-29	+70
2. vs. NC Central, 12/1/14	90-26	+64
3. vs. Savannah State, 12/14/14	111-49	+62
4. vs. Clemson, 11/20/14	99-41	+58
5. vs. <i>Arkansas</i>	85-32	+53

Defeat	Score	Margin
1. at Stanford, 11/26/10	32-70	-38
2. vs. Georgia, 3/4/11	34-66	-32
3. vs. Stanford, 12/19/08	47-78	-31
4. at Penn State, 11/21/10	48-78	-30
5. vs. Connecticut, 12/28/08	48-77	-29

Field Goals

Made	FGM
1. vs. Charleston Southern, 11/8/13	39
2. vs. Savannah State, 12/14/14	38
vs. Clemson, 11/20/14	38
4. vs. <i>Kentucky</i> , 3/5/16	37
at Alabama, 1/8/15	37
vs. Central Michigan, 12/20/14	37

Attempts	FGA
1. vs. Penn State, 11/20/11	76
2. at Clemson, 11/19/09	74
3. vs. Tennessee, 1/20/11	73
4. vs. Central Michigan, 12/20/14	72
vs. Clemson, 11/20/14	72
vs. Kansas, 3/25/13	72

Highest Percentage (Min. 40 FGA)	FGM-A	Pct
1. vs. Savannah State, 3/20/15	34-53	.642
2. at Alabama, 1/8/15	37-58	.638
3. vs. Florida State, 3/29/15	30-49	.612
4. vs. Charleston Southern, 11/8/13	39-64	.609
5. vs. Ole Miss, 1/30/14	31-51	.608

Lowest Percentage (Min. 40 FGA)	FGM-A	Pct
1. at Stanford, 11/26/10	12-55	.218
2. vs. Georgia, 3/4/11	12-52	.231
3. at Florida, 1/20/13	15-64	.234
4. at Kentucky, 2/5/09	13-55	.236
5. at Georgia, 1/2/11	13-54	.241

Lowest Percentage Allowed	FGM-A	Pct
1. vs. South Carolina State, 12/14/11	6-48	.125
2. vs. NC Central, 12/2/13	8-50	.160
3. vs. Charleston Southern, 11/8/13	10-54	.185
4. vs. Arkansas, 3/6/15	11-57	.193
vs. Hampton, 11/22/12	11-57	.193

Highest Percentage Allowed	FGM-A	Pct
1. vs. Connecticut, 12/28/08	35-62	.565
vs. Florida, 1/9/11	26-46	.565
3. vs. Xavier, 11/12/10	34-61	.557
4. at Connecticut, 2/9/15	31-56	.554
5. at Kentucky, 1/13/11	30-55	.545

3-Point Field Goals

Made	3FGM
1. vs. <i>Kentucky</i> , 3/5/16	12
2. vs. <i>Arkansas</i> , 1/3/16	11
at Alabama, 1/8/15	11
4. vs. <i>LSU</i> , 2/28/16	10
at <i>Vanderbilt</i> , 1/7/16	10

Attempts	3FGA
1. vs. Penn State, 11/20/11	29
2. vs. College of Charleston, 11/14/13	28
vs. North Carolina, 12/19/10	28
4. vs. Syracuse, 11/28/14	26
5. at <i>Clemson</i> , 11/18/15	25
vs. Savannah State, 11/15/12	25
at Ole Miss, 1/16/11	25

Percentage (Min. 5 3FGA)	3FGM-A	Pct
1. vs. Oregon State, 3/25/14	4-6	.667
vs. Ole Miss, 1/30/14	4-6	.667
vs. Savannah State, 12/28/13	4-6	.667
vs. Western Carolina, 12/29/12	6-9	.667
at Alabama, 1/10/10	8-12	.667
vs. Charlotte, 12/21/08	8-12	.667

Free Throws

Made	FTM
1. vs. Savannah State, 12/14/14	34
vs. Oregon State, 3/25/14	34
3. vs. <i>Missouri</i> , 1/10/16	32
vs. Ole Miss, 1/30/14	32
at Mississippi State, 1/6/13	32

Attempts	FTA
1. at Mississippi State, 1/6/13	50
2. vs. Savannah State, 12/28/13	48
3. vs. Savannah State, 12/14/14	47
4. vs. Missouri, 2/2/14	46
5. vs. Seton Hall, 11/17/13	44
vs. SC State, 12/21/12	44

Percentage (Min. 10 FTA)	FTM-A	Pct
1. vs. Alabama, 1/19/14	10-11	.909
2. vs. Auburn, 1/2/09	23-26	.885
3. at <i>UCLA</i> , 11/22/15	14-16	.875
vs. San Diego State, 11/28/09	14-16	.875
5. at Mississippi State, 2/6/14	20-23	.870

Rebounding

Total	Rebs
1. vs. College of Charleston, 11/14/13	62
2. at Florida, 1/20/13	59
3. at Alabama, 2/22/16	58
4. vs. Hampton, 11/22/12	57
5. vs. Savannah State, 12/14/14	56

Margin	Rebs	Margin
1. vs. Savannah State, 12/14/14	56-21	+35
2. vs. <i>Hampton</i> , 12/16/15	52-19	+33
3. at Alabama, 2/7/13	53-24	+29
4. at Alabama, 2/22/16	58-31	+27
vs. Hampton, 12/17/14	48-21	+27

Assists

Game	Assists
1. vs. NC Central, 12/1/14	26
2. vs. <i>Winthrop</i> , 12/13/15	25
vs. <i>UNCG</i> , 11/15/15	25
vs. San Diego State, 11/23/14	25
vs. Clemson, 11/20/14	25
vs. Alabama, 1/19/14	25
vs. Charleston Southern, 11/8/13	25

Steals

Game	Steals
1. vs. NC Central, 12/1/14	21
vs. Furman, 12/11/11	21
3. vs. San Diego State, 11/23/14	18
4. vs. Charleston Southern, 11/8/13	17
5. at Ole Miss, 2/25/16	16
vs. NC State, 12/12/10	16
vs. USC Upstate, 12/16/08	16

Blocked Shots

Game	Blocks
1. vs. <i>Winthrop</i> , 12/13/15	16
2. vs. Arkansas, 3/6/15	15
3. at Mississippi State, 2/6/14	14
vs. Kentucky, 1/9/14	14
5. at Kentucky, 3/1/15	12
vs. Charleston Southern, 11/14/13	12

Turnovers

Fewest	TOs
1. at Tennessee, 2/2/12	4
2. vs. <i>CSU Bakersfield</i> , 11/28/15	5
at <i>Clemson</i> , 11/18/15	5
vs. Tennessee, 2/23/15	5
vs. Syracuse, 11/28/14	5
at Missouri, 2/28/13	5
vs. Georgia, 3/2/12	5
vs. Ole Miss, 3/3/11	5

Most	TOs
1. at Wake Forest, 12/3/08	32
2. at Ole Miss, 2/25/16	29
vs. Hampton, 11/22/12	29
vs. Kentucky, 1/15/12	29
5. at Kentucky, 1/13/11	28

Gamecock Individual Record Book Updates

Italics indicates set in 2015-16

Scoring

Total Career Points	Gms	Points
1. Sheila Foster (1979-82)	134	2,266
2. Shannon Johnson (1993-96)	109	2,230
3. Brantley Southers (1982-86)	120	1,982
4. Jocelyn Penn (1999-2003)	117	1,939
5. <i>Tiffany Mitchell (2013-present)</i>	137	1,857

SEC Career Points	Gms	Points
1. <i>Tiffany Mitchell (2013-16)</i>	64	862
2. Shannon Johnson (1993-96)	44	836
3. Jocelyn Penn (1999-2003)	55	807
4. Annie Lester (1997-2000)	54	731
5. La'Keisha Sutton (2009-12)	62	711

SEC Career Scoring Average	Gms	Pts	Avg
1. Shannon Johnson (1993-96)	44	836	19.0
2. Jocelyn Penn (1999-2003)	55	807	14.7
3. <i>Tiffany Mitchell (2013-16)</i>	64	862	13.5
4. Annie Lester (1997-2000)	54	731	13.5
5. Shaun Gortman (1999-2002)	49	623	12.7

SEC Single-Season Points	Gms	Points
1. Jocelyn Penn (2002-03)	13	280
2. Annie Lester (1997-98)	14	267
3. Shannon Johnson (1993-94)	11	262
4. <i>A'ja Wilson (2015-16)</i>	16	260
5. Tiffany Mitchell (2013-14)	16	254

Total Career 3-Pointers Made	Gms	Points
1. Karen Middleton (1988-91)	128	317
2. Christi Timmons (1992-95)	107	239
3. Kelly Morrone (2000-04)	116	238
4. Shannon Johnson (1993-96)	109	208
5. Heather Godfrey (1995-98)	108	159
6. <i>Tina Roy (2012-present)</i>	137	157

Total Career Free Throws Made	Gms	Points
1. Shannon Johnson (1993-96)	109	478
2. Martha Parker (1986-89)	124	473
3. <i>Tiffany Mitchell (2013-present)</i>	137	441
4. Sheila Foster (1979-82)	134	418
5. Jocelyn Penn (1999-2003)	117	411

Rebounding

Total Career Rebounds	Gms	Rebs
1. Sheila Foster (1979-82)	134	1,427
2. Marsha Williams (1990-93)	116	1,026
3. Aleighsa Welch (2012-15)	137	956
4. <i>Alaina Coates (2014-present)</i>	103	904
5. Schonna Banner (1987-90)	125	901

Total Career Offensive Rebounds	Gms	DR
1. Aleighsa Welch (2012-15)	137	449
2. Marsha Williams (1990-93)	116	427
3. Annie Lester (1997-2000)	110	348
4. Jocelyn Penn (1999-2003)	117	345
5. Ashley Bruner (2010-13)	128	338
6. <i>Alaina Coates (2014-present)</i>	103	277

Total Career Defensive Rebounds	Gms	DR
1. <i>Alaina Coates (2014-present)</i>	103	627
2. Marsha Williams (1990-93)	116	599
3. Petra Ujhelyi (2000-03)	119	579

SEC Career Rebounds	Gms	Rebs
1. <i>Alaina Coates (2014-present)</i>	47	433
2. Aleighsa Welch (2012-15)	62	430
3. Annie Lester (1997-2000)	54	376

SEC Career Defensive Rebounds	Gms	Rebs
1. <i>Alaina Coates (2014-present)</i>	47	314
2. Petra Ujhelyi (2000-03)	56	249
3. Aleighsa Welch (2012-15)	62	240

Total Single-Season Defensive Rebs.	Gms	DR
1. <i>Alaina Coates (2015-16)</i>	33	238
2. Beth Hunt (1989-90)	33	230
3. Alaina Coates (2013-14)	34	203

SEC Single-Season Rebounds	Gms	Rebs
1. <i>Alaina Coates (2015-16)</i>	16	177
2. Kelsey Bone (2009-10)	16	138
3. Alaina Coates (2013-14)	16	136

SEC Single-Season Defensive Rebs.	Gms	DR
1. <i>Alaina Coates (2015-16)</i>	16	140
2. Alaina Coates (2013-14)	16	100
3. Kelsey Bone (2009-10)	16	99

Double-Doubles

Total Career	Gms	Tot.
1. Sheila Foster (1979-82)	134	70
2. Marsha Williams (1990-93)	116	44
3. Katrina Anderson (1978-79)	71	42
Denise Nanney (1975-77)	75	42
5. <i>Alaina Coates (2014-present)</i>	103	40

SEC Career	Gms	Tot.
1. <i>Alaina Coates (2014-present)</i>	47	20
2. Marsha Williams (1992-93)	22	11
3. Aleighsa Welch (2012-15)	62	10
Annie Lester (1997-2000)	54	10

Single-Season	Gms	Tot.
1. Katrina Anderson (1977-78)	34	25
2. Sheila Foster (1980-81)	34	24
3. Denise Nanney (1974-75)	30	22
4. Sheila Foster (1981-82)	31	19
Sheila Foster (1979-80)	36	19
6. <i>Alaina Coates (2015-16)</i>	33	18

SEC Single-Season	Gms	Tot.
1. <i>Alaina Coates (2015-16)</i>	16	10
2. Marsha Williams (1991-92)	11	6
3. <i>A'ja Wilson (2015-16)</i>	16	5
Alaina Coates (2014-15)	15	5
Alaina Coates (2013-14)	16	5
Aleighsa Welch (2013-14)	16	5
Annie Lester (1997-98)	14	5
Marsha Williams (1992-93)	11	5

Assists

SEC Career	Gms	Assists
1. Cristina Ciocan (2001-04)	56	250
2. La'Keisha Sutton (2009-12)	62	193
3. Shannon Johnson (1993-96)	44	161
4. <i>Tiffany Mitchell (2013-16)</i>	64	159
Ieasia Walker (2010-13)	64	159
Nikki Miars (1996-99)	50	159

Blocks

Total Career	Gms	Blocks
1. Lakesha Tolliver (2004-07)	112	177
2. <i>Alaina Coates (2014-present)</i>	102	167
3. Elem Ibiam (2012-15)	126	164
4. <i>A'ja Wilson (2015-present)</i>	68	162
5. Michelle Murray (1990-93)	96	148

SEC Career	Gms	Blocks
1. <i>A'ja Wilson (2015-present)</i>	32	85
2. Aleisha Welch (2011-15)	62	73
3. <i>Alaina Coates (2014-present)</i>	47	72
Petra Ujhelyi (2000-03)	56	72
5. Elem Ibiam (2012-15)	57	69

Total Single-Season	Gms	Blocks
1. <i>A'ja Wilson (2015-16)</i>	31	97
2. Elem Ibiam (2013-14)	34	83
3. Alaina Coates (2013-14)	34	73

SEC Single-Season	Gms	Blocks
1. <i>A'ja Wilson (2015-16)</i>	16	53
2. Elem Ibiam (2013-14)	16	44
3. Alaina Coates (2013-14)	16	35

SEC Single-Season Average	Gms	Blks	Avg
1. <i>A'ja Wilson (2015-16)</i>	16	53	3.3
2. Elem Ibiam (2013-14)	16	44	2.8
3. Alaina Coates (2013-14)	16	35	2.2

Steals

Total Career	Gms	Stls
1. Jocelyn Penn (1999-2003)	117	359
2. Martha Parker (1986-89)	124	284
3. Shannon Johnson (1993-96)	109	260
4. Ieasia Walker (2010-13)	130	258
5. Rita Johnson (1977-81)	130	231
6. <i>Tiffany Mitchell (2013-present)</i>	137	229

SEC Career	Gms	Stls
1. Jocelyn Penn (1999-2003)	55	162
2. Ieasia Walker (2010-13)	64	128
3. <i>Tiffany Mitchell (2013-16)</i>	64	110
4. Lisa Williams (1996-99)	51	107
5. Annie Lester (1997-2000)	54	104

Minutes Played

Total Career	Gms	Mins
1. Martha Parker (1986-89)	124	4,456
2. <i>Tiffany Mitchell (2013-present)</i>	137	4,106
3. Karen Middleton (1988-91)	128	4,013

SEC Career	Gms	Mins
1. La'Keisha Sutton (2009-12)	62	2,010
2. <i>Tiffany Mitchell (2013-16)</i>	64	1,952
3. Ieasia Walker (2010-13)	64	1,929

Participation

Total Career Games Started	Gms
1. <i>Tiffany Mitchell (2013-present)</i>	133
2. Martha Parker (1986-89)	122
3. Schonna Banner (1987-90)	113

Total Career Games Played	Gms
1. <i>Tiffany Mitchell (2013-present)</i>	137
<i>Tina Roy (2012-present)</i>	137
Aleighsa Welch (2012-15)	137
4. Sheila Foster (1979-82)	134
5. <i>Khadijah Sessions (2013-present)</i>	131



2015-16 South Carolina Basketball
#3/2 South Carolina Combined Team Statistics (as of Mar 18, 2016)
All games

RECORD:	OVERALL	HOME	AWAY	NEUTRAL
ALL GAMES	32-1	15-1	11-0	6-0
CONFERENCE	16-0	8-0	8-0	0-0
NON-CONFERENCE	16-1	7-1	3-0	6-0

##	Player	gp-gs	min	Total		3-Point		F-Throw		Rebounds				pf	dq	a	to	blk	stl	pts	avg	
				fg-fga	fg%	3fg-fga	3fg%	ft-fga	ft%	off	def	tot	avg									
22	WILSON, A'ja	31-30	845	27.3	197-367	.537	0-0	.000	113-158	.715	85	187	272	8.8	72	1	44	68	97	22	507	16.4
25	MITCHELL, Tiffany	33-32	1007	30.5	158-381	.415	59-168	.351	118-142	.831	31	61	92	2.8	63	0	82	83	6	58	493	14.9
41	COATES, Alaina	33-31	882	26.7	156-247	.632	0-0	.000	81-143	.566	96	238	334	10.1	83	0	31	50	41	41	393	11.9
05	SESSIONS, Khadijah	33-33	848	25.7	66-146	.452	20-49	.408	69-107	.645	22	65	87	2.6	69	1	74	48	3	68	221	6.7
01	CUEVAS, Bianca	32-1	567	17.7	73-194	.376	16-66	.242	50-66	.758	8	47	55	1.7	38	0	59	60	2	45	212	6.6
23	ROY, Tina	33-13	668	20.2	64-191	.335	59-163	.362	5-11	.455	9	41	50	1.5	11	0	74	32	1	14	192	5.8
24	IMOVBIOH, Sarah	33-4	466	14.1	56-97	.577	0-0	.000	27-62	.435	74	88	162	4.9	54	0	8	27	6	13	139	4.2
04	CLINEY, Doniyah	19-3	213	11.2	20-46	.435	4-13	.308	18-27	.667	5	11	16	0.8	23	0	14	21	1	10	62	3.3
31	DOZIER, Asia	27-18	491	18.2	27-88	.307	14-57	.246	15-20	.750	4	24	28	1.0	20	0	61	36	2	10	83	3.1
40	WHITE, Jatarie	30-0	383	12.8	29-83	.349	0-3	.000	31-50	.620	24	66	90	3.0	56	0	15	21	13	6	89	3.0
00	COLLEY, Shay	11-0	142	12.9	11-31	.355	3-12	.250	5-8	.625	8	12	20	1.8	18	0	13	16	1	7	30	2.7
03	DUCKETT, Kaydra	8-0	55	6.9	4-9	.444	1-3	.333	0-0	.000	1	7	8	1.0	8	0	5	4	1	3	9	1.1
44	FARMER, India	9-0	33	3.7	0-5	.000	0-3	.000	0-0	.000	1	3	4	0.4	3	0	1	2	2	0	0	0.0
Team											55	67	122		1		11					
Total.....		33	6600		861-1885	.457	176-537	.328	532-794	.670	423	917	1340	40.6	519	2	481	479	176	297	2430	73.6
Opponents.....		33	6600		673-1940	.347	145-507	.286	330-473	.698	391	691	1082	32.8	714	24	339	527	104	222	1821	55.2

TEAM STATISTICS	SC	OPP	Date	Opponent	Score	Att.			
SCORING	2430	1821	11/13/15	#6/10 OHIO STATE	w 88-80	16815			
Points per game	73.6	55.2	11/15/15	UNCG	w 92-44	13607			
Scoring margin	+18.5	-	11/18/15	at Clemson	w 67-41	1030			
FIELD GOALS-ATT	861-1885	673-1940	11/22/15	at UCLA	w 68-65	2018			
Field goal pct	.457	.347	@ 11/27/15	vs #16/18 Arizona State	w 60-58	2020			
3 POINT FG-ATT	176-537	145-507	@ 11/28/15	vs CSU Bakersfield	w 90-71	2152			
3-point FG pct	.328	.286	@ 11/29/15	at Hawaii	w 67-51	2073			
3-pt FG made per game	5.3	4.4	12/06/15	#14/13 DUKE	w 66-55	16429			
FREE THROWS-ATT	532-794	330-473	12/13/15	WINTHROP	w 86-37	13409			
Free throw pct	.670	.698	12/16/15	HAMPTON	w 86-48	12117			
F-Throws made per game	16.1	10.0	< 12/20/15	vs East Carolina	w 88-57	4103			
REBOUNDS	1340	1082	12/22/15	ELON	w 78-63	13670			
Rebounds per game	40.6	32.8	* 01/03/16	ARKANSAS	w 85-32	13407			
Rebounding margin	+7.8	-	* 01/07/16	at Vanderbilt	w 71-61	2547			
ASSISTS	481	339	* 01/10/16	#20/- MISSOURI	w 83-58	15934			
Assists per game	14.6	10.3	* 01/14/16	at #9/9 Kentucky	w 73-62	5527			
TURNOVERS	479	527	* 01/17/16	#15/11 TEXAS A&M	w 59-58	15406			
Turnovers per game	14.5	16.0	* 01/21/16	at Auburn	w 74-58	2419			
Turnover margin	+1.5	-	* 01/24/16	at #10/10 Mississippi State	w 57-51	10626			
Assist/turnover ratio	1.0	0.6	* 01/28/16	OLE MISS	w 81-62	14313			
STEALS	297	222	* 01/31/16	at #10/10 Texas A&M	w 70-63	8511			
Steals per game	9.0	6.7	* 02/04/16	#18/18 KENTUCKY	w 78-68	15015			
BLOCKS	176	104	02/08/16	#1/1 UCONN	L 54-66	18000			
Blocks per game	5.3	3.2	* 02/11/16	#16/19 FLORIDA	w 86-71	13324			
ATTENDANCE	234148	73618	* 02/15/16	at #24/- Tennessee	w 62-56	12014			
Home games-Avg/Game	16-14634	11-4629	* 02/18/16	GEORGIA	w 61-51	16186			
Neutral site-Avg/Game	-	6-3784	* 02/22/16	at Alabama	w 66-46	2679			
			* 02/25/16	at Ole Miss	w 66-45	1473			
			* 02/28/16	LSU	w 75-39	16240			
Score by Periods	1st	2nd	3rd	4th	Totals				
#3/2 South Carolina	540	592	634	664	2430	^ 03/04/16	vs Auburn	w 57-48	2245
Opponents	419	411	478	513	1821	^ 03/05/16	vs #13/13 Kentucky	w 93-63	5632
						^ 03/06/16	vs #16/16 Mississippi State	w 66-52	6549
						\$ 03/18/16	JACKSONVILLE	w 77-41	10276

* = Conference game
 @ = Rainbow Wahine Showdown (Honolulu, Hawaii)
 < = Carolinas Challenge (Myrtle Beach, S.C.)
 ^ = SEC Tournament (Jacksonville, Fla.)



2015-16 South Carolina Basketball
#3/2 South Carolina Combined Team Statistics (as of Mar 19, 2016)
Last 5



RECORD:	OVERALL	HOME	AWAY	NEUTRAL
ALL GAMES	5-0	2-0	0-0	3-0
CONFERENCE	1-0	1-0	0-0	0-0
NON-CONFERENCE	4-0	1-0	0-0	3-0

##	Player	gp-gs	min	avg	Total		3-Point		F-Throw		Rebounds			pf	dq	a	to	blk	stl	pts	avg	
					fg-fga	fg%	3fg-fga	3fg%	ft-fa	ft%	off	def	tot									avg
25	MITCHELL, Tiffany	5-5	152	30.4	29-65	.446	12-31	.387	15-18	.833	4	6	10	2.0	10	0	16	10	0	10	85	17.0
22	WILSON, A'ja	5-4	132	26.4	28-56	.500	0-0	.000	18-23	.783	11	34	45	9.0	9	0	6	10	13	4	74	14.8
41	COATES, Alaina	5-4	124	24.8	23-47	.489	0-0	.000	17-23	.739	24	20	44	8.8	12	0	2	2	4	8	63	12.6
01	CUEVAS, Bianca	5-0	101	20.2	16-29	.552	6-14	.429	5-5	1.000	0	11	11	2.2	10	0	12	9	0	11	43	8.6
05	SESSIONS, Khadijah	5-5	118	23.6	10-21	.476	4-6	.667	13-17	.765	3	9	12	2.4	4	0	7	6	1	13	37	7.4
23	ROY, Tina	5-1	86	17.2	9-20	.450	8-18	.444	1-2	.500	1	6	7	1.4	0	0	5	3	0	0	27	5.4
04	CLINEY, Doniyah	5-0	30	6.0	4-5	.800	1-1	1.000	3-3	1.000	0	1	1	0.2	0	0	3	3	1	2	12	2.4
24	IMOVBIQH, Sarah	5-1	74	14.8	3-9	.333	0-0	.000	4-11	.364	7	11	18	3.6	7	0	2	3	3	3	10	2.0
31	DOZIER, Asia	5-5	119	23.8	3-19	.158	1-11	.091	2-4	.500	0	5	5	1.0	4	0	15	8	1	3	9	1.8
40	WHITE, Jatarie	5-0	53	10.6	2-10	.200	0-0	.000	4-7	.571	1	9	10	2.0	9	0	2	3	2	0	8	1.6
44	FARMER, India	3-0	11	3.7	0-0	.000	0-0	.000	0-0	.000	0	0	0	0.0	1	0	1	1	0	0	0	0.0
Team											7	12	19				2					
Total.....		5	1000		127-281	.452	32-81	.395	82-113	.726	58	124	182	36.4	66	0	71	60	25	54	368	73.6
Opponents.....		5	1000		91-257	.354	17-48	.354	44-59	.746	46	105	151	30.2	99	2	44	91	15	24	243	48.6



2015-16 South Carolina Basketball
#3/2 South Carolina Combined Team Statistics (as of Mar 19, 2016)
Last 3



RECORD:	OVERALL	HOME	AWAY	NEUTRAL
ALL GAMES	3-0	1-0	0-0	2-0
CONFERENCE	0-0	0-0	0-0	0-0
NON-CONFERENCE	3-0	1-0	0-0	2-0

##	Player	gp-gs	min	avg	Total		3-Point		F-Throw		Rebounds			pf	dq	a	to	blk	stl	pts	avg	
					fg-fga	fg%	3fg-fga	3fg%	ft-fa	ft%	off	def	tot									avg
25	MITCHELL, Tiffany	3-3	91	30.3	20-42	.476	8-19	.421	5-6	.833	3	5	8	2.7	6	0	8	7	0	6	53	17.7
22	WILSON, A'ja	3-3	86	28.7	20-41	.488	0-0	.000	12-17	.706	9	21	30	10.0	6	0	3	7	9	1	52	17.3
41	COATES, Alaina	3-3	82	27.3	17-29	.586	0-0	.000	5-7	.714	13	15	28	9.3	7	0	2	2	2	5	39	13.0
01	CUEVAS, Bianca	3-0	55	18.3	12-21	.571	4-9	.444	2-2	1.000	0	9	9	3.0	6	0	6	5	0	7	30	10.0
05	SESSIONS, Khadijah	3-3	86	28.7	9-18	.500	3-5	.600	8-10	.800	3	8	11	3.7	3	0	7	3	1	10	29	9.7
23	ROY, Tina	3-0	33	11.0	5-10	.500	4-9	.444	0-0	.000	1	2	3	1.0	0	0	1	1	0	0	14	4.7
24	IMOVBIQH, Sarah	3-0	40	13.3	2-5	.400	0-0	.000	2-8	.250	5	6	11	3.7	3	0	2	3	2	2	6	2.0
04	CLINEY, Doniyah	3-0	13	4.3	2-3	.667	0-0	.000	1-1	1.000	0	0	0	0.0	0	0	1	1	0	0	5	1.7
31	DOZIER, Asia	3-3	76	25.3	1-12	.083	0-6	.000	2-2	1.000	0	2	2	0.7	2	0	13	3	1	2	4	1.3
40	WHITE, Jatarie	3-0	32	10.7	1-6	.167	0-0	.000	2-5	.400	0	5	5	1.7	4	0	1	2	1	0	4	1.3
44	FARMER, India	2-0	6	3.0	0-0	.000	0-0	.000	0-0	.000	0	0	0	0.0	1	0	1	1	0	0	0	0.0
Team											4	8	12									
Total.....		3	600		89-187	.476	19-48	.396	39-58	.672	38	81	119	39.7	38	0	45	35	16	33	236	78.7
Opponents.....		3	600		58-156	.372	12-32	.375	28-36	.778	18	69	87	29.0	54	2	27	56	8	14	156	52.0



2015-16 South Carolina Basketball
#3/2 South Carolina Season Schedule/Results & Leaders (as of Mar 18, 2016)
All games



RECORD:	OVERALL	HOME	AWAY	NEUTRAL
ALL GAMES	32-1	15-1	11-0	6-0
CONFERENCE	16-0	8-0	8-0	0-0
NON-CONFERENCE	16-1	7-1	3-0	6-0

Date	Opponent	Score	Att.	High Points	High Rebounds
11/13/15	#6/10 OHIO STATE	w 88-80	16815	(20)WILSON, A'ja	(14)WILSON, A'ja
11/15/15	UNCG	w 92-44	13607	(19)WILSON, A'ja	(11)IMOVBIQH, Sarah
11/18/15	at Clemson	w 67-41	1030	(18)MITCHELL, Tiffany	(6)COATES, Alaina (6)IMOVBIQH, Sarah (6)WHITE, Jatarie
11/22/15	at UCLA	w 68-65	2018	(17)ROY, Tina (17)MITCHELL, Tiffany	(12)COATES, Alaina
11/27/15	@vs #16/18 Arizona State	w 60-58	2020	(18)CUEVAS, Bianca (18)WILSON, A'ja	(11)WILSON, A'ja
11/28/15	@vs CSU Bakersfield	w 90-71	2152	(26)WILSON, A'ja	(8)WILSON, A'ja
11/29/15	@at Hawaii	w 67-51	2073	(18)WILSON, A'ja	(5)WILSON, A'ja
12/06/15	#14/13 DUKE	w 66-55	16429	(28)WILSON, A'ja	(11)WILSON, A'ja
12/13/15	WINTHROP	w 86-37	13409	(29)COATES, Alaina	(16)COATES, Alaina
12/16/15	HAMPTON	w 86-48	12117	(22)COATES, Alaina	(12)COATES, Alaina
12/20/15	<vs East Carolina	w 88-57	4103	(18)MITCHELL, Tiffany	(15)COATES, Alaina
12/22/15	ELON	w 78-63	13670	(18)MITCHELL, Tiffany	(8)WILSON, A'ja (8)COATES, Alaina
01/03/16	*ARKANSAS	w 85-32	13407	(21)ROY, Tina	(10)WILSON, A'ja (10)COATES, Alaina
01/07/16	*at Vanderbilt	w 71-61	2547	(22)MITCHELL, Tiffany	(10)COATES, Alaina
01/10/16	*#20/- MISSOURI	w 83-58	15934	(19)MITCHELL, Tiffany	(12)COATES, Alaina
01/14/16	*at #9/9 Kentucky	w 73-62	5527	(26)WILSON, A'ja	(13)WILSON, A'ja
01/17/16	*#15/11 TEXAS A&M	w 59-58	15406	(26)WILSON, A'ja	(11)COATES, Alaina
01/21/16	*at Auburn	w 74-58	2419	(17)COATES, Alaina	(10)COATES, Alaina
01/24/16	*at #10/10 Mississippi State	w 57-51	10626	(21)MITCHELL, Tiffany	(11)WILSON, A'ja (11)COATES, Alaina
01/28/16	*OLE MISS	w 81-62	14313	(17)WILSON, A'ja	(14)COATES, Alaina
01/31/16	*at #10/10 Texas A&M	w 70-63	8511	(27)WILSON, A'ja	(10)WILSON, A'ja (10)COATES, Alaina
02/04/16	*#18/18 KENTUCKY	w 78-68	15015	(27)COATES, Alaina	(13)COATES, Alaina
02/08/16	#1/1 UCONN	54-66 L	18000	(13)WILSON, A'ja (13)IMOVBIQH, Sarah	(9)COATES, Alaina
02/11/16	*#16/19 FLORIDA	w 86-71	13324	(22)MITCHELL, Tiffany	(11)COATES, Alaina
02/15/16	*at #24/- Tennessee	w 62-56	12014	(25)WILSON, A'ja	(10)COATES, Alaina
02/18/16	*GEORGIA	w 61-51	16186	(19)MITCHELL, Tiffany	(9)WILSON, A'ja
02/22/16	*at Alabama	w 66-46	2679	(16)WILSON, A'ja	(18)COATES, Alaina
02/25/16	*at Ole Miss	w 66-45	1473	(16)WILSON, A'ja	(14)COATES, Alaina
02/28/16	*LSU	w 75-39	16240	(24)MITCHELL, Tiffany	(7)WILSON, A'ja
03/04/16	^vs Auburn	w 57-48	2245	(14)COATES, Alaina	(12)COATES, Alaina
03/05/16	^vs #13/13 Kentucky	w 93-63	5632	(20)MITCHELL, Tiffany	(10)COATES, Alaina
03/06/16	^vs #16/16 Mississippi State	w 66-52	6549	(19)MITCHELL, Tiffany (19)WILSON, A'ja	(13)WILSON, A'ja
03/18/16	\$JACKSONVILLE	w 77-41	10276	(22)COATES, Alaina	(11)WILSON, A'ja

* = Conference game

@ = Rainbow Wahine Showdown (Honolulu, Hawaii)

< = Carolinas Challenge (Myrtle Beach, S.C.)

^ = SEC Tournament (Jacksonville, Fla.)

\$ = NCAA Tournament (Columbia, S.C.)

Attendance Summary	Games	Attend	Avg/Game
Home	16	234148	14634
Away	11	50917	4629
Neutral	6	22701	3784
Total	33	307766	9326



2015-16 South Carolina Basketball
#3/2 South Carolina Points-Rebounds-Assists (as of Mar 18, 2016)
All games



Opponent	Date	Score	01		04		05		22		23		24		25	
			CUEVAS,BIA	CLINEY,DON	SESSIONS,K	WILSON,A'J	ROY,TINA	IMOVBIOH,S	MITCHELL,T							
#6/10 OHIO STATE	11/13/15	88-80	w	5-0-1	DNP	12-3-3	20-14-0	3-1-1	8-10-0	15-3-3						
UNCG	11/15/15	92-44	w	11-2-1	DNP	2-1-4	19-10-1	9-0-6	14-11-0	10-2-5						
at Clemson	11/18/15	67-41	w	4-1-2	DNP	0-2-5	7-5-0	3-1-1	9-6-0	18-5-0						
at UCLA	11/22/15	68-65	w	7-2-2	DNP	0-5-1	11-10-3	17-3-4	0-4-0	17-5-2						
vs #16/18 Arizona State	11/27/15	60-58	w	18-2-0	DNP	6-3-0	18-11-1	3-2-3	1-8-0	6-1-1						
vs CSU Bakersfield	11/28/15	90-71	w	20-4-6	DNP	8-1-1	26-8-4	3-5-3	6-5-0	13-1-1						
at Hawaii	11/29/15	67-51	w	13-4-0	DNP	11-4-4	18-5-0	0-0-2	3-4-0	14-2-2						
#14/13 DUKE	12/06/15	66-55	w	2-4-2	DNP	5-5-1	28-11-2	3-1-2	0-0-0	12-4-2						
WINTHROP	12/13/15	86-37	w	13-2-1	DNP	4-1-6	DNP	3-0-3	7-4-1	12-5-3						
HAMPTON	12/16/15	86-48	w	6-1-1	DNP	5-4-2	DNP	0-3-3	19-7-0	17-6-2						
vs East Carolina	12/20/15	88-57	w	4-1-1	DNP	5-2-3	15-10-0	3-3-0	4-12-2	18-1-3						
ELON	12/22/15	78-63	w	2-1-2	DNP	6-2-4	12-8-2	9-0-1	2-3-0	18-4-2						
ARKANSAS	01/03/16	85-32	w	10-2-3	DNP	7-3-4	14-10-1	21-1-3	9-7-0	12-3-4						
at Vanderbilt	01/07/16	71-61	w	4-1-2	2-0-0	10-4-0	4-6-2	13-1-1	0-2-0	22-2-5						
#20/- MISSOURI	01/10/16	83-58	w	6-0-1	5-1-0	9-0-1	11-11-1	3-2-2	4-2-2	19-2-2						
at #9/9 Kentucky	01/14/16	73-62	w	2-0-1	0-0-0	8-1-3	26-13-2	12-3-4	0-5-0	16-2-2						
#15/11 TEXAS A&M	01/17/16	59-58	w	9-3-2	DNP	8-2-2	26-8-1	0-2-1	0-1-0	11-4-2						
at Auburn	01/21/16	74-58	w	1-2-2	3-2-3	5-3-1	11-6-2	12-0-2	2-2-0	13-1-5						
at #10/10 Mississippi S	01/24/16	57-51	w	0-0-1	1-0-0	10-4-1	6-11-1	11-1-2	0-7-0	21-2-2						
OLE MISS	01/28/16	81-62	w	6-0-1	4-3-1	4-2-5	17-9-2	9-0-4	7-9-0	15-4-4						
at #10/10 Texas A&M	01/31/16	70-63	w	0-0-0	0-0-0	10-2-3	27-10-1	1-1-1	0-1-0	20-4-2						
#18/18 KENTUCKY	02/04/16	78-68	w	5-2-2	7-1-2	9-4-1	18-7-3	7-1-4	2-1-0	2-0-0						
#1/1 UCONN	02/08/16	54-66	L	2-2-1	4-0-1	4-1-2	13-6-0	0-2-2	13-8-0	12-5-0						
#16/19 FLORIDA	02/11/16	86-71	w	3-0-3	10-3-2	6-0-4	13-9-1	6-2-4	6-6-0	22-3-4						
at #24/- Tennessee	02/15/16	62-56	w	2-0-2	2-1-0	13-2-0	25-6-1	8-3-3	0-3-0	12-2-2						
GEORGIA	02/18/16	61-51	w	DNP	1-2-0	13-1-2	16-9-2	3-3-1	2-5-0	19-4-4						
at Alabama	02/22/16	66-46	w	5-6-3	4-0-2	4-11-3	16-10-2	3-1-3	8-6-1	10-1-1						
at Ole Miss	02/25/16	66-45	w	9-2-4	7-2-0	0-2-1	16-4-3	0-1-3	3-5-0	12-4-1						
LSU	02/28/16	75-39	w	3-1-3	7-0-2	3-0-0	14-7-0	9-2-3	1-5-0	24-1-5						
vs Auburn	03/04/16	57-48	w	10-1-3	0-1-0	5-1-0	8-8-3	4-2-1	3-2-0	8-1-3						
vs #13/13 Kentucky	03/05/16	93-63	w	15-3-3	3-0-1	10-3-2	18-6-2	9-0-0	5-5-1	20-4-2						
vs #16/16 Mississippi S	03/06/16	66-52	w	7-2-0	0-0-0	11-4-1	19-13-0	0-0-0	0-2-1	19-3-5						
JACKSONVILLE	03/18/16	77-41	w	8-4-3	2-0-0	8-4-4	15-11-1	5-3-1	1-4-0	14-1-1						

Opponent	Date	Score	31		40		41		44	
			DOZIER,ASI	WHITE,JATA	COATES,ALA	FARMER,IND				
#6/10 OHIO STATE	11/13/15	88-80	w	4-0-1	4-3-2	17-13-0	DNP			
UNCG	11/15/15	92-44	w	3-2-6	5-3-1	12-7-0	0-1-0			
at Clemson	11/18/15	67-41	w	8-1-0	3-6-2	10-6-1	DNP			
at UCLA	11/22/15	68-65	w	0-0-0	2-2-0	12-12-0	DNP			
vs #16/18 Arizona State	11/27/15	60-58	w	2-1-0	0-2-0	6-7-1	DNP			
vs CSU Bakersfield	11/28/15	90-71	w	0-0-0	2-5-1	6-4-0	DNP			
at Hawaii	11/29/15	67-51	w	3-0-3	0-2-1	3-1-0	DNP			
#14/13 DUKE	12/06/15	66-55	w	0-2-3	0-5-1	16-7-0	DNP			
WINTHROP	12/13/15	86-37	w	9-2-3	4-9-1	29-16-0	0-1-0			
HAMPTON	12/16/15	86-48	w	6-2-5	8-7-0	22-12-2	DNP			
vs East Carolina	12/20/15	88-57	w	10-1-0	14-4-0	10-15-0	0-1-0			
ELON	12/22/15	78-63	w	7-1-3	2-2-0	16-8-0	DNP			
ARKANSAS	01/03/16	85-32	w	DNP	1-5-1	11-10-2	0-1-0			
at Vanderbilt	01/07/16	71-61	w	3-1-4	2-2-0	11-10-1	DNP			
#20/- MISSOURI	01/10/16	83-58	w	2-3-1	11-4-0	13-12-0	DNP			
at #9/9 Kentucky	01/14/16	73-62	w	0-1-0	0-5-0	9-11-1	DNP			
#15/11 TEXAS A&M	01/17/16	59-58	w	0-1-1	0-0-0	5-11-3	DNP			
at Auburn	01/21/16	74-58	w	1-2-3	9-2-0	17-10-2	DNP			
at #10/10 Mississippi S	01/24/16	57-51	w	2-1-1	0-0-0	6-11-1	DNP			
OLE MISS	01/28/16	81-62	w	3-0-5	3-2-0	13-14-2	DNP			
at #10/10 Texas A&M	01/31/16	70-63	w	0-1-1	0-0-0	12-10-6	DNP			
#18/18 KENTUCKY	02/04/16	78-68	w	DNP	1-3-1	27-13-2	DNP			
#1/1 UCONN	02/08/16	54-66	L	DNP	4-1-1	2-9-0	DNP			
#16/19 FLORIDA	02/11/16	86-71	w	DNP	6-5-0	14-11-3	DNP			
at #24/- Tennessee	02/15/16	62-56	w	DNP	0-1-1	0-10-1	DNP			
GEORGIA	02/18/16	61-51	w	DNP	DNP	7-8-1	DNP			
at Alabama	02/22/16	66-46	w	3-0-1	DNP	13-18-0	0-0-0			
at Ole Miss	02/25/16	66-45	w	8-1-5	DNP	11-14-0	0-0-0			
LSU	02/28/16	75-39	w	0-2-2	4-2-0	10-4-0	0-0-0			
vs Auburn	03/04/16	57-48	w	5-1-0	0-3-1	14-12-0	DNP			
vs #13/13 Kentucky	03/05/16	93-63	w	0-1-9	0-3-0	13-10-2	0-0-1			
vs #16/16 Mississippi S	03/06/16	66-52	w	4-1-1	2-1-1	4-8-0	DNP			
JACKSONVILLE	03/18/16	77-41	w	0-0-3	2-1-0	22-10-0	0-0-0			



2015-16 South Carolina Basketball
#3/2 South Carolina Team Game-by-Game Comparison (as of Mar 18, 2016)
All games



Opponent	1st	2nd	Score	Mar	Total FG	FG Pct	3-Pointers	3FG Pct	Free Throws	FT Pct	Rebounds	Assist	T/Over	Block	Steal	Fouls	
#6/10 OHIO STATE	45/47	43/33	88-80	+8	31-69/26-80	.449/.325	3-11/10-23	.273/.435	23-35/18-20	.657/.900	51/42	+9	11/3	20/18	6/10	9/13	20/29
UNCG	53/25	39/19	92-44	+8	35-67/16-62	.522/.258	8-24/3-13	.333/.231	14-23/9-14	.609/.643	47/36	+1	25/4	10/21	10/2	15/6	15/21
Clemson	31/20	36/21	67-41	+26	23-63/14-43	.365/.326	7-25/3-7	.280/.429	14-28/10-14	.500/.714	41/36	+5	13/12	5/19	6/0	12/0	15/24
UCLA	32/31	36/34	68-65	+3	24-55/23-64	.436/.359	6-19/4-18	.316/.222	14-16/15-25	.875/.600	45/31	+14	12/10	2/19	4/3	6/13	19/21
#16/18 Arizona State	30/33	30/25	60-58	+2	24-58/21-61	.414/.344	1-11/8-20	.091/.400	11-16/8-14	.688/.571	42/39	+3	6/10	2/19	3/1	10/11	16/15
CSU Bakersfield	45/37	45/34	90-71	+19	35-64/25-58	.547/.431	3-12/8-18	.250/.444	17-31/13-15	.548/.867	39/30	+9	18/16	5/11	5/0	5/2	12/27
Hawaii	29/22	38/29	67-51	+16	25-55/19-50	.455/.380	4-14/5-18	.286/.278	13-19/8-18	.684/.444	30/33	(3)	12/11	14/20	5/3	9/3	22/20
#14/13 DUKE	30/26	36/29	66-55	+11	24-57/21-59	.421/.356	2-10/3-10	.200/.300	16-28/10-13	.571/.759	43/36	+7	13/9	14/15	5/6	8/8	16/21
WINTHROP	47/13	39/24	86-37	+49	34-62/16-64	.548/.250	9-24/1-9	.375/.111	9-12/4-15	.750/.267	48/32	+16	25/9	13/14	16/4	10/9	13/16
HAMPTON	30/18	56/30	86-48	+38	28-58/19-61	.483/.311	6-16/5-21	.375/.238	24-31/5-8	.774/.625	52/19	+33	17/12	17/9	2/6	3/10	13/25
East Carolina	44/26	44/31	88-57	+31	31-66/19-69	.470/.275	5-18/6-23	.278/.261	21-28/13-14	.750/.929	54/37	+17	13/7	11/13	4/3	7/3	14/26
ELON	35/31	43/32	78-63	+15	30-63/13-54	.476/.442	8-19/4-13	.421/.308	10-14/13-19	.714/.684	34/26	+8	14/14	14/17	6/1	6/7	17/17
ARKANSAS	44/18	41/14	85-32	+53	33-63/13-54	.524/.241	11-23/1-12	.478/.083	8-13/5-10	.615/.500	48/26	+22	18/9	15/18	2/1	11/5	11/17
Vanderbilt	31/31	40/30	71-61	+10	25-50/22-53	.500/.415	10-22/4-20	.455/.200	11-23/13-15	.478/.867	30/29	+1	15/12	11/13	0/1	7/5	18/19
#20- MISSOURI	35/17	48/41	83-58	+25	24-57/18-58	.421/.310	3-14/4-21	.214/.190	32-43/18-21	.744/.857	39/37	+2	10/11	13/20	7/2	14/6	22/34
#9/9 Kentucky	28/32	45/30	73-62	+11	26-63/24-64	.413/.375	6-17/3-9	.353/.333	15-25/11-18	.600/.611	44/43	+1	13/7	11/13	10/2	3/3	16/22
#15/11 TEXAS A&M	26/27	33/31	59-58	+1	23-54/25-68	.426/.368	2-12/3-7	.167/.429	11-19/5-8	.579/.625	33/43	(10)	12/12	16/15	9/7	12/10	14/21
Auburn	33/20	41/38	74-58	+16	27-52/19-55	.519/.345	7-19/9-27	.368/.333	13-20/11-14	.650/.786	34/30	+4	20/14	12/13	1/1	7/7	15/16
#10/10 Mississippi State	22/20	35/31	57-51	+6	19-44/16-59	.432/.271	4-13/3-13	.308/.231	15-23/16-17	.652/.941	40/31	+9	9/9	21/13	6/2	5/5	21/21
OLE MISS	40/26	41/36	81-62	+19	31-68/26-54	.456/.481	7-23/3-19	.304/.158	12-24/7-13	.500/.538	45/28	+17	24/14	11/14	3/3	9/8	11/21
#10/10 Texas A&M	25/31	45/32	70-63	+7	24-53/27-62	.453/.435	2-11/3-12	.182/.250	20-25/6-6	.800/1000	34/30	+4	14/16	16/17	5/6	9/6	16/21
#18/18 KENTUCKY	35/30	43/38	78-68	+10	26-50/28-69	.520/.406	2-12/2-8	.167/.250	24-35/10-14	.686/.714	39/32	+7	15/11	17/11	6/1	8/4	17/31
#1/1 UCONN	25/35	29/31	54-66	(12)	20-53/24-57	.377/.421	3-10/6-16	.300/.375	11-16/12-18	.688/.667	35/35	-	7/14	15/13	5/6	6/9	15/16
#16/19 FLORIDA	43/31	43/40	86-71	+15	28-57/27-69	.491/.391	8-19/8-22	.421/.364	22-30/19-15	.710/.600	44/30	+14	21/15	15/13	5/3	10/13	17/29
GEORGIA	24/21	38/35	62-56	+6	18-49/18-53	.367/.340	4-13/3-14	.308/.214	22-30/17-22	.733/.773	30/43	(13)	10/6	12/19	5/4	8/4	21/22
Alabama	27/13	34/38	61-51	+10	20-53/21-59	.377/.356	5-17/6-21	.294/.286	16-27/3-6	.593/.500	39/34	+5	10/14	17/21	4/5	13/7	16/23
Ole Miss	32/22	34/24	66-46	+20	23-60/18-63	.383/.286	6-17/3-28	.353/.107	14-20/7-11	.700/.636	58/31	+27	16/5	16/8	4/4	5/10	14/18
LSU	34/19	32/26	66-45	+21	23-41/14-63	.561/.222	2-11/7-17	.182/.412	18-26/10-17	.692/.588	40/32	+8	17/9	29/23	7/2	16/11	17/22
Auburn	38/19	37/20	75-39	+36	22-43/13-45	.512/.289	10-21/2-3	.476/.667	21-26/11-14	.808/.766	27/29	(2)	15/8	9/20	1/2	11/6	16/21
#13/13 Kentucky	32/16	25/32	57-48	+9	16-51/20-56	.314/.357	3-12/3-13	.250/.231	22-29/5-9	.759/.556	36/35	+1	11/9	16/15	8/5	10/4	12/24
#16/16 Mississippi State	42/31	51/32	93-63	+30	37-70/25-56	.529/.446	12-22/3-7	.545/.429	7-14/10-15	.500/.667	38/29	+9	23/12	12/19	7/0	10/5	14/13
JACKSONVILLE	33/21	33/31	66-52	+14	23-53/19-50	.434/.380	4-11/5-13	.364/.385	16-20/9-12	.800/.750	37/28	+9	9/9	13/16	5/3	9/5	14/18
JACKSONVILLE	32/21	45/20	77-41	+36	29-64/14-50	.453/.280	3-15/4-12	.200/.333	16-24/9-9	.667/1000	44/30	+14	13/6	10/21	4/5	14/4	10/23

Note: Game totals are displayed in the format TEAM/OPPONENT for each category