



SOUTH CAROLINA BASKETBALL

MBB CONTACT: EMILY MILES // EFEENEY@MAILBOX.SC.EDU // 803-777-7743 // @EMILYMILES_SID

2016-17 SCHEDULE

OVERALL: 7-0 | SEC: 0-0

NOVEMBER

6	Newberry +	W, 107-89
11	Louisiana Tech	W, 85-76
13	Holy Cross %	W, 81-49
15	Monmouth %	W, 70-69 (OT)
18	SC State %	W, 92-50
23	No. 25/24 Michigan	W, 61-46
26	vs. No. 18/16 Syracuse !	W, 64-50

DECEMBER

1	Vermont	W, 68-50
4	FIU	2 p.m./SECN+
12	vs. Seton Hall &	9 p.m./TBD
17	at USF	1 p.m./CBSSN
21	Clemson	9 p.m./ESPNU
27	Lander	7 p.m./SECN
30	at Memphis	9 p.m./ESPNU

JANUARY

4	at Georgia*	7 p.m./ESPNU
7	Texas A&M*	1:30/4:30 p.m./CBS
11	at Tennessee*	6:30 p.m./ SECN
14	Ole Miss*	6:30 p.m./ESPNU
18	Florida*	6:30 p.m./ SECN
21	at Kentucky*	4-8 p.m./ESPN/2
24	Auburn*	6:30 p.m./ SECN
28	at Missouri*	8:30 p.m. SECN

FEBRUARY

1	at LSU*	9 p.m./ SECN
4	Georgia*	2 p.m./ESPN/2
7	Alabama*	6:30 p.m./ SECN
11	at Mississippi State*	8 p.m./ESPN2
15	Arkansas*	6:30 p.m./ SECN
18	at Vanderbilt*	8:30 p.m./ SECN
21	at Florida*	7 p.m./ESPN
25	Tennessee*	1 p.m./ SECN
28	Mississippi State*	7 p.m./ESPNU

MARCH

4	at Ole Miss*	8:30 p.m./ SECN
8-12	TBA (SEC Tournament)	TBA

All home games in **bold** | All times listed Eastern
 * indicates SEC contest | + indicates exhibition | SECN+ - SEC Network + | SECN - SEC Network | CBSSN - CBS Sports Network | % - Brooklyn Hoops Holiday Invitational (Columbia, S.C.) | ! - Brooklyn Hoops Holiday Invitational (Brooklyn, N.Y.) | & - Under Armour Reunion (New York, N.Y.)

No. 20/23 SOUTH CAROLINA (7-0) vs. FIU (3-5)

SUN., DEC. 4 • COLONIAL LIFE ARENA (18,000) • COLUMBIA, S.C. • 2 P.M. • SECN+



GAMECOCKS



PANTHERS

VS.

Head Coach: Frank Martin (FIU, '93)
Record At Carolina: 77-63 (5th season)
Career Record: 194-117 (10th season)
Record vs. FIU: 1-0

Top scorer: Thornwell (18.7)
Top rebounder: Thornwell (7.7)
Top assist maker: Thornwell (4.1)
Media Relations: Emily Miles
Twitter Updates: @GamecockMBB

Head Coach: Anthony Evans (St. Thomas Aquinas, '94)
Record At FIU: 47-57 (4th)
Career Record: 146-151 (10th)

Record vs. S. Carolina: 0-1
Top scorer: McGill (19.1)
Top rebounder: Kessens (12.1)
Top assist maker: Lockett (2.6)
Media Relations: Michael Hogan
Twitter Updates: @FIUHoops

GAME 8

Broadcast: SEC Network +
Play-By-Play: Burch Antley
Analyst: Alex English

Radio: Gamecock Radio Network
Play-By-Play: Derek Scott
Analyst: Casey Manning
Sirius: N/A; **XM:** N/A

Watch: WatchESPN
Live Stats: GamecocksOnline.com
Tickets: GamecocksOnline.com

Series: South Carolina leads 2-0
Last Meeting: 84-72 SC win, on Nov. 24, 2013, in Columbia
Series In Columbia: SC leads 2-0

PROBABLE STARTERS

SOUTH CAROLINA	HT.	WT.	YR.	HOMETOWN	PPG	RPG	MP
G - #10 Duane Notice	6-2	225	Sr.	Toronto, Ontario	9.3	2.0	30.4
G - #0 Sindarius Thornwell	6-5	211	Sr.	Lancaster, S.C.	18.7	6.7	31.0
G - #15 PJ Dozier	6-6	205	So.	Columbia, S.C.	11.7	4.1	26.7
F - #21 Maik Kotsar	6-10	245	Fr.	Tallin, Estonia	9.9	3.9	22.4
F - #30 Chris Silva	6-9	223	So.	Libreville, Gabon	9.4	6.0	17.0

FIU	HT.	WT.	YR.	HOMETOWN	PPG	RPG	MPG
G - #2 Donte McGill	6-3	185	Sr.	Newark, Del.	19.1	3.1	34.2
G - #4 Kimar Williams	6-1	170	So.	Philadelphia, Pa.	5.8	2.1	23.0
G - #11 Anthony Boswell	6-6	205	Sr.	Bronx, N.Y.	2.8	1.3	15.6
F - #00 Michael Kessens	6-9	228	Fr.	Nyon, Switzerland	14.9	12.1	32.6
F - #20 Richard Bivens	6-9	205	Jr.	Bakersfield, Calif.	4.0	3.4	16.1

TODAY'S GAME

The Gamecocks finish a two-game home stand when FIU visits Columbia on Sunday. The matchup is the second for Carolina head coach Frank Martin versus his alma mater during his time in Columbia. The Gamecocks look to extend their winning streak to eight games to start the 2016-17 campaign and aim for their seventh-straight at home.

GAME STORYLINES

- South Carolina is in its 109th season of varsity basketball in 2016-17.
- On the sidelines, Frank Martin is joined by associate head coach Matt Figger, assistant coaches Perry Clark and Bruce Shingler, and director of operations Andy Assaley.
- The Gamecocks are in the national rankings this week for the first time this season after posting wins over two ranked opponents last week in No. 25/24 Michigan and No. 18/16 Syracuse. The Gamecocks check in at No. 20 in the Associated Press poll and No. 23 in the Coaches Poll.
- South Carolina enters Sunday's matchup ranked in the top five in the country in both scoring defense (4th, 55.7) and field goal percentage defense (2nd, 32.7%) (NCAA stats games through Dec. 1).
- A career night from sophomore guard PJ Dozier led the Gamecocks to a 68-50 win over visiting Vermont on Thursday. Dozier was 9-of-15 from the field, which included three 3s, en route to a career high 21 points on the night. He also collected six rebounds and three steals to match teammate Sindarius Thornwell for the team high in both categories. The South Carolina defense continued to play strong, holding the Catamounts to just 35.3% from the field, with 18 made baskets.
- The Gamecocks were credited for 18 assists in the win over Vermont, with senior guard Sindarius Thornwell matching his career high with nine.
- Carolina opponents are averaging just 26.6 points per game in the second half this season.





















SOCIAL HUB

@GAMECOCKMBB // #GAMECOCKS
 FACEBOOK.COM/GAMECOCKMBB



SOUTH CAROLINA GAMECOCKS

Overall: 7-0; SEC: 0-0; Home: 6-0; Away: 0-0; Neutral: 1-0

0		SINDARIUS THORNWELL - Sr. - G - 6-5 - 211 - Lancaster, S.C. MIN PTS RBS AST FG% 3FG% FT% 31.0 18.7 6.7 4.1 47.7 48.3 87.5	- Was 8-of-12 from the field vs. Michigan, also three assists and a team high three blocks - Named the SEC Player of the Week on Nov. 28 after leading Carolina with 16 points, six rebounds, five assists and three steals in upset win over Syracuse - Named the Brooklyn Hoops Holiday Invite MVP - Matched career high with nine assists in win over Vermont; also 11 points, 3 steals
1		KORY HOLDEN - Jr. - G - 6-1 - 181 - Salisbury, Md. MIN PTS RBS AST FG% 3FG% FT% 36.3 17.7 3.0 4.2 39.4 38.8 79.5	- Junior guard who transferred from Delaware and will have to sit out the 2016-17 season due to NCAA transfer rules - Tallied 892 points in two seasons at Delaware - Stats listed are from sophomore season at Delaware
2		HASSANI GRAVETT - R-So. - G - 6-1 - 183 - Villa Rica, Ga. MIN PTS RBS AST FG% 3FG% FT% 19.3 3.6 2.3 2.0 32.4 21.4 0.0	- Averaged 16.1 points, 7.1 rebounds and 3.8 assists per game at Pensacola State, hitting 41.3 percent from the field - Eight points with two rebounds in win vs. SC State - Four rebounds and a team high four assists in win vs. Michigan
4		RAKYM FELDER - Fr. - G - 5-10 - 210 - Brooklyn, N.Y. MIN PTS RBS AST FG% 3FG% FT% 10.2 2.8 1.2 1.0 50.0 75.0 40.0	- Labeled as a strong finisher at the rim and an excellent defender - 16 points, four rebounds and six assists as a senior at Lincoln High School - Tallied eight points in season debut vs. Holy Cross, hitting a pair of 3s in the win - Nine points, two assists, two blocks and two steals in 17 minutes vs. SC State
5		TEMARCUS BLANTON - R-So. - G - 6-5 - 206 - Locust Grove, Ga. MIN PTS RBS AST FG% 3FG% FT% 4.7 3.0 1.7 0.0 60.0 66.7 50.0	- Made season debut vs. Holy Cross, hitting a 3 off the bench - Played 7 minutes off the bench in win vs. Monmouth, hitting a clutch 3 - DNP vs. SC State and Michigan due to an abdominal strain - Hit a jumper in return to the court in upset win vs. Syracuse - DNP vs. Vermont due to a strained groin
10		DUANE NOTICE - Sr. - G - 6-2 - 225 - Toronto, Canada MIN PTS RBS AST FG% 3FG% FT% 30.4 9.3 2.0 3.3 36.4 33.3 72.2	- 17 points, three assists/3-of-6 from 3 in opener vs. La Tech - Assist on game-winner in OT victory vs. Monmouth; 15 points, 5 assists 3 steals vs. Hawks - Five points and four assists in win vs. SC State - 13 points and five rebounds in win vs. Michigan - Seven points with two assists in upset win over Syracuse
12		KHADIM GUEYE - Fr. - F - 7-0 - 235 - Dakar, Senegal MIN PTS RBS BLK FG% 3FG% FT% 7.9 0.9 1.3 0.4 16.7 0.0 1.000	- Labeled as a strong and physical center who runs the floor well - Averaged 9.3 points, 9.5 rebounds and 1.2 blocks per game last season at Victory Rock Prep - Tallied first points of the season vs. SC State, scoring six points with five rebounds
13		TOMMY CORCHIANI - Fr. - G - 6-1 - 173 - Raleigh, N.C. MIN PTS RBS AST FG% 3FG% FT% 2.0 0.0 0.5 0.0 0.0 0.0 0.0	- Averaged 12 points, four rebounds and four assists during senior season at Ravenscroft High School - Son of former NC State standout Chris Corchiani - Saw action vs. SC State, collecting a rebound
14		RAN TUT - Jr. - F - 6-9 - 210 - Melbourne, Australia MIN PTS RBS AST FG% 3FG% FT% 7.6 1.2 2.8 0.2 37.5 0.0 0.0	- Played two seasons at Monroe College, averaging 10.4 points, 5.9 rebounds and 1.1 blocks in 21.0 minutes per game - Prior to time at Monroe, attended Victory Rock Prep in Bradenton, Fla. - Valuable minutes off the bench in opener vs. La Tech, 4 points, 6 rebounds
15		PJ DOZIER - So. - G - 6-6 - 205 - Columbia, S.C. MIN PTS RBS AST FG% 3FG% FT% 26.7 11.7 4.1 2.4 43.5 44.0 84.6	- Tallied eight points with a team high six assists and three steals in win vs. SC State - First career double-double with 15 points and 10 rebounds in upset win over Syracuse; also team high three steals - Career high in several categories vs. Vermont, including points (21) and field goals (9); also six rebounds and three steals
20		JUSTIN MCKIE - Sr. - G - 6-4 - 204 - Columbia, S.C. MIN PTS RBS AST FG% 3FG% FT% 20.3 5.3 3.6 1.0 43.2 17.6 40.0	- Tallied 10 points of 5-of-7 shooting in win vs. Holy Cross - Solid in OT win vs. Monmouth, 8 points, career high 6 rebounds in 27 minutes - Six points with four rebounds and two steals in win vs. SC State - Five points and four rebounds in win over Michigan
21		MAIK KOTSAR - Fr. - F - 6-10 - 245 - Tallin, Estonia MIN PTS RBS BLK FG% 3FG% FT% 22.4 9.9 3.9 0.3 73.8 0.0 58.3	- Another solid outing vs. Michigan, 10 points and five rebounds with two assists - Tied for the team lead with 16 points, adding two rebounds and two steals in upset win over Syracuse; was 7-of-9 from the field vs. the Orange - Tallied 14 points, including 12 in the second half, to go along with five rebounds in win vs. Vermont
23		EVAN HINSON - Fr. - G - 6-4 - 238 - Deltona, Fla. MIN PTS RBS AST FG% 3FG% FT% - - - - - - -	- Averaged 23.5 points, 6.8 rebounds and 4.7 assists per game as a junior when he was named the Daytona Beach News-Journal's Player of the Year on the hardwood - Also a member of the Carolina football team, playing right end
24		SEDEE KEITA - Fr. - F - 6-9 - 240 - Philadelphia, Pa. MIN PTS RBS AST FG% 3FG% FT% 11.0 1.3 1.7 0.3 16.7 0.0 1.000	- Was sidelined during preseason camp due to a wrist injury - Made season debut vs. Michigan, pulling two a rebound - Saw action vs. Syracuse, collecting a rebound, an assist, a block and a steal - Scored first career points vs. Vermont
25		CHRISTIAN SCHMITT - Fr. - G - 6-0 - 175 - Mars, Pa. MIN PTS RBS AST FG% 3FG% FT% 2.0 0.0 0.0 0.0 0.0 0.0 0.0	- Walk-on who joined the Gamecocks this fall - Averaged 12.0 points, 3.0 rebounds and 5.0 assists per game during senior season at Mars Area High - Saw action vs. SC State
30		CHRIS SILVA - So. - F - 6-9 - 223 - Libreville, Gabon MIN PTS RBS BLK FG% 3FG% FT% 17.0 9.4 6.0 1.7 62.2 0.0 74.1	- 11 points with seven rebounds and three blocks in win vs. SC State - 10 points, three rebounds, an assist and block in win over Michigan - Three points with six rebounds in the upset win over Syracuse - 12 points, six rebounds and two blocks in win over Vermont
31		JARRELL HOLLIMAN - R-Jr. - F - 6-7 - 206 - Alpharetta, Ga. MIN PTS RBS AST FG% 3FG% FT% 9.2 0.8 0.8 0.4 50.0 0.0 0.0	- R-junior forward who saw action in four contests last season - Career high 14 minutes in opener vs. La Tech, scoring first points of his career, finishing with four points and an assist - Collected a rebound vs. Holy Cross in 12 minutes off the bench
34		JOHN RAGIN - So. - G - 6-2 - 177 - Eastover, S.C. MIN PTS RBS AST FG% 3FG% FT% - - - - - - -	- Saw action in four contests before an illness sidelined him for the final 11 games of the season - Tallied two points in home win vs. Francis Marion (Dec. 30)

INTERVIEW POLICIES

All interview requests must be made in advance to SID Emily Miles in the South Carolina Media Relations Office. Beginning with the start of practice in October, Miles will release a weekly coach and student-athlete availability schedule to media on Mondays.

Post-Game Interview Policy: After each home game, the visiting coach will address the media first, followed by South Carolina student-athletes then South Carolina head coach Frank Martin. (Depending on deadline, this may be altered on a game-by-game basis).

Road Interview Policy: Interviews with Coach Martin and Gamecock student-athletes while on the road will be scheduled according to the home post-game media procedure.

All interviews are to be coordinated through the Media Relations Office. This allows the staff to arrange the interview when it best suits the student-athlete's and the reporter's schedules. Please contact the Media Relations Office in advance to make your interview requests. Media are not permitted to contact student-athletes on their own at any time.

All interviews will take place at the designated media interview site for that day as listed in the weekly availability schedule or in the Media Relations Office.

Dormitory, apartment and cell phone numbers for student-athletes will not be provided to the media. Should you need to conduct a telephone interview with a student-athlete, a call will be placed to you from the student-athlete at a mutually agreeable time.

SOUTH CAROLINA MEDIA RELATIONS

Emily Miles, primary contact

Associate Director

cell: 803-727-3284

e-mail: efeeney@mailbox.sc.edu

Twitter: @EmilyMiles_SID

Website: www.GamecocksOnline.com

Facebook: www.Facebook.com/GamecockMBB

Twitter: @GamecockMBB

Instagram: @GamecockMBB

STAT COMPARISON

	SC	FIU	NCAA Rank
Record	7-0	3-5	1/256
Conference Record	-	-	-
Current Streak	W7	L1	-
Scoring Avg.	74.4	74.9	176/163
Opponent Scoring Avg.	55.7	72.1	4/189
Scoring Margin	+18.7	+2.8	16/184
Field Goal %	.468	.478	99/65
Opponent Field Goal %	.327	.443	2/228
3-Point Field Goal %	.369	.343	106/191
Opponent 3-Point Field Goal %	.252	.340	10/176
3-Point Field Goal Made PG	6.9	6.0	216/277
3-Point Field Goal Attempts PG	18.6	17.5	233/190%
Free Throw %	.735	.740	73/61
Opponent Free Throw %	.703	.685	-
Rebounding Avg.	39.0	38.8	90/113
Opponent Rebounding Avg.	29.6	28.9	-
Rebounding Margin	+9.4	+9.9	20/17
Turnovers Avg.	14.3	14.4	212/209
Opponent Turnover Avg.	15.1	11.0	106/323
Assists Avg.	15.1	10.6	104/320
Blocks Avg.	4.9	2.0	55/306
Steals Avg.	7.3	4.9	104/287

% indicates total attempts

NCAA stats games through Dec. 1

BY THE NUMBERS

2nd

South Carolina ranks second nationally in field goal percentage defense (games through Dec. 1), allowing opponents to hit just 32.7% from the floor this season.

<40%

The Gamecocks have held six of seven opponents this season to under 40% from the field, including Michigan, which shot just 19.2% in the matchup on Nov. 23.

21

Sophomore guard PJ Dozier tallied the first 20-point game of his career with 21 points in the win over Vermont to lead Carolina. He connected on nine field goals, also a career high.

9

Senior guard Sindarius Thornwell matched his career high with nine assists in the win over Vermont. He leads Carolina and ranks seventh in the SEC with 4.1 assists per game.

A SOUTH CAROLINA WIN WOULD ...

- Mark just the third time the Gamecocks have began a season 8-0 since the 2003-04 campaign; Carolina began that season 8-0, and began the 2015-16 campaign with 15-straight wins
- Be head coach Frank Martin's second win over his alma mater as head coach at Carolina
- Be Carolina's first win over a current member of Conference USA since posting an 85-76 win over La Tech in the 2016-17 season opener

- The Gamecocks posted their second-straight win over a ranked opponent when they defeated No. 18/16 Syracuse Nov. 26 at the Barclays Center in the final game of the Brooklyn Hoops Holiday Invitational. Carolina held Syracuse to just 31.8 percent from the floor, while out-scoring the Orange 30-8 in points in the paint. Senior guard Sindarius Thornwell and freshman big Maik Kotsar paced the Gamecock offense with 16 points each, while sophomore guard PJ Dozier picked up the first double-double of his career with 15 points and a career high 10 rebounds.

- For his play in the wins vs. Michigan and Syracuse, senior guard Sindarius Thornwell was named the Nov. 28 SEC Player of the Week. It was the second Player of the Week honor of his career.

- Paced by Sindarius Thornwell's fourth 20-point game of the season, and a stifling defensive pressure throughout the game, South Carolina held No. 25/24 Michigan to just 19.2 percent (10-52) from the field en route to a 61-46 victory over the Wolverines at Colonial Life Arena on Nov. 23. The Wolverines finished with just two assists after averaging 14.3 in their first four games.

- The Gamecocks posted a 90-52 victory over visiting SC State on Nov. 18. Senior guard Sindarius Thornwell led Carolina for the fourth-straight game with a game best 22 points. Freshman forward Maik Kotsar was a perfect 7-of-7 from the field and tallied 15 points, and sophomore big Chris Silva added 11. Carolina shot 50.8% (33-65) from the field, marking its third game shooting 50% or better this season.

- The Gamecocks claimed a hard-fought overtime victory over visiting Monmouth on Nov. 15, fueled by a buzzer beater jumper from sophomore guard PJ Dozier in overtime for the 70-69 win. South Carolina held Monmouth to just 23.3 percent (7-30) from the field in the opening half with stifling defense, but the Gamecock offense was unable to find its rhythm as well, hitting a slightly better 26.7 percent (8-30) in the set. The game had several scoring runs, with the team's trading the lead late in the second half which resulted in the extra time. Senior guard Sindarius Thornwell led Carolina for the third-straight game, scoring 23 points, with nine rebounds, five assists, three blocks and two steals.

- Sophomore forward Chris Silva posted the

first double-double of his career in the win vs. the Hawks with 10 points and a team high 10 rebounds.

- South Carolina returns two starters and eight letterwinners from last season's squad that posted a 25-9 overall record, matching the Carolina record for total wins.

- Those returning starters feature the only backcourt in the SEC with two 1,000-point scorers, in senior guards Sindarius Thornwell and Duane Notice. The duo accounted for 24.2 points and 6.1 assists per game last season.

- Thornwell was named to the SEC All-Defensive Team last March, while Notice was named the league's Sixth Man Of the Year.

- The Gamecocks return just 49.4 percent of their scoring from a year ago, with the departure of three senior starters in Michael Carrera (14.5 ppg), Laimonas Chatkevicius (10.2 ppg) and Mindaugas Kacinas (9.9 ppg).

- The Gamecocks began the 2015-16 season 15-0, their best start since the 1933-34 campaign.

- Carolina welcomes 10 newcomers to the squad this season in Tommy Corchiani, Rakym Felder, Hassani Gravett, Khadim Gueye, Evan Hinson, Kory Holden, Sedee Keita, Maik Kotsar, Christian Schmitt and Ran Tut.

KEY STAT

The Gamecocks have held their last three opponents to at least 24 points less than their season average entering the game. Michigan scored 31 points less than their average, Syracuse was held to 36 points less and Vermont was held to just 50 points in the Carolina win, 24 points less than the Catamounts' average entering the game.

ASSOCIATED PRESS TOP 25

Nov. 28, 2016

Rk.	Team	Record	Pts.
1	Kentucky (40)	6-0	1,590
2	Villanova (20)	6-0	1,567
3	North Carolina (4)	7-0	1,497
4	Kansas	5-1	1,414
5	Duke	6-1	1,365
6	Virginia	6-0	1,286
7	Xavier	6-0	1,181
8	Gonzaga	6-0	1,112
9	Baylor (1)	6-0	1,068
10	Creighton	6-0	965
11	UCLA	7-0	955
12	Saint Mary's	5-0	866
13	Indiana	4-1	857
14	Louisville	5-1	808
15	Purdue	5-1	687
16	Arizona	5-1	655
17	Wisconsin	5-2	555
18	Butler	6-0	506
19	Iowa State	5-1	389
20	South Carolina	6-0	379
21	Rhode Island	5-1	354
22	Syracuse	4-1	229
23	Oregon	4-2	189
24	Florida	6-1	154
25	West Virginia	4-1	132

Others receiving votes: Maryland 126, Notre Dame 85, Cincinnati 49, Michigan State 28, Ohio State 22, Michigan 13, Temple 8, USC 7, Houston 6, Florida State 5, VCU 5, California 3, Tennessee State 2, Virginia Tech 1, Arkansas State 1, San Diego State 1, Colorado 1, Minnesota 1, Rutgers 1

Dropped from rankings: Texas 22, Michigan State 24, Michigan 25, Florida State 25

ESPN/USA TODAY TOP 25

Nov. 28, 2016

Rk.	Team	Record	Pts.
1	Kentucky (23)	6-0	784
2	Villanova (5)	6-0	756
3	North Carolina (2)	7-0	727
4	Duke (2)	6-1	668
5	Kansas	5-1	662
6	Virginia	6-0	659
7	Xavier	6-0	625
8	Gonzaga	6-0	534
9	UCLA	7-0	507
10	Indiana	4-1	457
11	Baylor	6-0	407
12	Creighton	6-0	400
13	Saint Mary's	5-0	388
14	Louisville	5-1	381
15	Arizona	5-1	364
16	Purdue	5-1	307
17	Wisconsin	5-2	250
18	Butler	6-0	200
19	West Virginia	4-1	157
20	Oregon	4-2	151
21	Iowa State	5-1	149
22	Maryland	7-0	144
23	South Carolina	6-0	141
24	Syracuse	4-1	133
25	Rhode Island	5-1	116

Others receiving votes: Florida 74, Notre Dame 64, Michigan 47, Michigan State 43, Cincinnati 18, Colorado 15, California 13, Texas A&M 13, Texas 10, Oklahoma State 9, Ohio State 7, Florida State 4, Miami 4, Oklahoma 3, Wichita St 2, Arkansas 2, Fort Wayne 1, VCU 1, Temple 1, Virginia Tech 1, USC 1

Dropped from rankings: Michigan State 20, Texas 21, Michigan 24



SOUTHEASTERN CONFERENCE STANDINGS

As of Dec. 2

Team	Conference	Overall
Kentucky	0-0	7-0
South Carolina	0-0	7-0
Florida	0-0	7-1
Auburn	0-0	5-1
Arkansas	0-0	5-1
Georgia	0-0	5-2
LSU	0-0	5-2
Ole Miss	0-0	5-2
Mississippi State	0-0	5-2
Alabama	0-0	4-2
Texas A&M	0-0	4-2
Vanderbilt	0-0	4-3
Missouri	0-0	3-3
Tennessee	0-0	2-3

COACHES TELECONFERENCE

The weekly SEC men's basketball coaches teleconference will be held Monday, Jan. 2 and 16; Thursday, Jan. 26; Monday, Feb. 6, 20 and March 6. Media representatives wishing to participate in the teleconference should contact the SEC Communications Department for further details. Each coach will appear on the teleconference for seven minutes, according to the following schedule:

ORDER OF APPEARANCE

(All Times Eastern)

11:00 a.m.	Bryce Drew, Vanderbilt
11:07 a.m.	Mike White, Florida
11:14 a.m.	Frank Martin, South Carolina
11:21 a.m.	Mark Fox, Georgia
11:28 a.m.	Johnny Jones, LSU
11:35 a.m.	John Calipari, Kentucky
11:42 a.m.	Rick Barnes, Tennessee
11:49 a.m.	Mike Anderson, Arkansas
11:56 a.m.	Avery Johnson, Alabama
12:03 a.m.	Bruce Pearl, Auburn
12:10 a.m.	Andy Kennedy, Ole Miss
12:17 a.m.	Ben Howland, Miss. State
12:24 a.m.	Kim Anderson, Missouri
12:31 a.m.	Billy Kennedy, Texas A&M

In addition, the SEC men's basketball teams who make it to postseason will be on a teleconference on Monday, March 13 beginning at 10:00 a.m. CT.

All SEC basketball teleconferences can be listened to on the internet at www.secdigitalnetwork.com shortly after the conclusion of the teleconference.

CAROLINA BENCH PRODUCTION

GAME	SC-OPP	DIFF.	BENCH SCORER	SC HIGH
La Tech	18-19	-1	Gravett, 7	
Holy Cross	25-9	+16	McKie, 10	
Monmouth	12-14	-2	McKie, 8	
SC State	31-9	+22	Felder, 9	
Michigan	7-15	-8	McKie, 5	
vs. Syracuse	7-7	-	McKie, 3	
Vermont	8-18	-10	Keita, 4	
FIU				
vs. Seton Hall				
at USF				
Clemson				
Lander				
at Memphis				
at Georgia				
Texas A&M				
at Tennessee				
Ole Miss				
Florida				
at Kentucky				
Auburn				
at Missouri				
at LSU				
Georgia				
Alabama				
at Mississippi State				
Arkansas				
at Vanderbilt				
at Florida				
Tennessee				
Mississippi State				
at Ole Miss				

SPECIALTY STATS

(PP) points in paint; (OT) points off turnovers; (2nd) second chance points; (FB) fast break points

(South Carolina-Opponent)

GAME	PP	OT	2ND	FB
La Tech	38-30	17-18	19-9	13-10
Holy Cross	30-20	12-9	13-4	14-4
Monmouth	24-26	10-13	12-17	0-10
SC State	44-12	23-9	28-4	14-4
Michigan	36-8	14-8	9-10	8-0
vs. Syracuse	30-8	11-11	9-10	8-3
Vermont	46-18	24-11	11-11	9-3
FIU				
vs. Seton Hall				
at USF				
Clemson				
Lander				
at Memphis				
at Georgia				
Texas A&M				
at Tennessee				
Ole Miss				
Florida				
at Kentucky				
Auburn				
at Missouri				
at LSU				
Georgia				
Alabama				
at Mississippi State				
Arkansas				
at Vanderbilt				
at Florida				
Tennessee				
Mississippi State				
at Ole Miss				
SC Total	248	111	101	66
SC Average	35.4	15.9	14.4	9.4
Opp Total	122	79	65	34
Opp Average	17.4	11.3	9.3	4.9

UNIVERSITY INFORMATION

Location.....	Columbia, S.C.
Founded.....	1801
Enrollment.....	33,724
Nickname.....	Gamecocks
Colors.....	Garnet (PMS 202) and Black
National Affiliation.....	NCAA Division I
Conference.....	Southeastern (SEC)
Athletics Web Address.....	www.GamecocksOnline.com
University Web Address.....	www.sc.edu
President.....	Dr. Harris Pastides
NCAA Representative.....	Dr. Valinda Littlefield
Athletics Director.....	Ray Tanner
Basketball Administrator/Chief Operating Officer.....	Kevin O'Connell

BASKETBALL STAFF/INFORMATION

Head Coach.....	Frank Martin
Alma Mater.....	Florida International, '93
Record At South Carolina/Seasons.....	77-63 (.550), 5th season
Overall Record/Seasons.....	194-117 (.623), 10 season
Assoc. Head Coach/Recruiting Coord.	Matt Figger (Eastern Kentucky, '95)
Assistant Coach.....	Perry Clark (Gettysburg, '74)
Assistant Coach.....	Bruce Shingler (St. Augustine's College, '05)
Director of Basketball Operations.....	Andy Assaley (Cincinnati, '96)
Strength & Conditioning Coach.....	Scott Greenawalt (Muskingum College, '98)
Athletic Trainer.....	Mark Rodger (Buffalo, '01)
Video Coordinator.....	Jay Gibbons (Clayton State, '03)
Student-Athlete Development.....	Doug Edwards (Florida State, '07)
Student Assistant Coach.....	Brian Steele (South Carolina, '16)
Graduate Student Manager.....	Ryan McIntyre (West Virginia, '16)
Director of Social Media.....	Dushawn Davis (Coastal Carolina, '11)
Special Assistant to the Head Coach.....	Jarett Gerald (South Carolina, '11)
Associate Media Relations Director.....	Emily Miles (Ball State, '03)
Home Arena.....	Colonial Life Arena
Capacity.....	18,000
Arena General Manager.....	Sid Kenyon
Press Row Phone Number.....	803-777-6182

BASKETBALL HISTORY

First Year of Basketball.....	1908
All-Time Record.....	1,374-1,212-1 (.531)
Overall Postseason Record.....	26-19
NCAA Tournament Appearances.....	8 (1971, 1972, 1973, 1974, 1989, 1997, 1998, 2004)
NCAA Tournament Record.....	4-9
Last NCAA Tournament Appearance.....	2004, L vs. Memphis, 59-43
NIT Appearances.....	11 (1969, 1975, 1978, 1983, 1991, 1996, 2001, 2002, 2005, 2006, 2009, 2016)
NIT Record.....	22-10
Last NIT Appearance.....	2016, L vs. Georgia Tech, 83-66
Conference Championships/Titles.....SoCon Regular Season (1927, 1933, 1934, 1945); SoCon Tournament Champion (1933); ACC Regular Season (1970);ACC Champion (1971); SEC Regular Season (1997); SEC East Division Co-Champions (2009)

MEDIA RELATIONS

Associate Media Relations Director/Men's Basketball.....	Emily Miles
Miles' email.....	efeeney@mailbox.sc.edu
Miles' office phone.....	803-777-7743
Miles' cell phone.....	803-727-3284
Miles on Twitter.....	@EmilyMiles_SID
Website.....	GamecocksOnline.com

SCOUTING FIU

- The Panthers are led by head coach Anthony Evans in his fourth season.
- FIU is 3-5 on the year, with wins over Florida Memorial, Ave Maria and Binghamton.
- The Panthers most recently suffered an 84-81 overtime loss at Elon, marking FIU's third OT loss this season.
- Sunday's matchup marks FIU's fourth true road game of the season.

- Graduate forward Michael Kessens, a transfer from Alabama, is averaging 14.9 points and a team high 12.1 rebounds per outing. He recently collected an FIU single-game record 23 rebounds in the loss at Elon.

- Senior guard Donte McGill averages a team high 19.1 points per game.
- The Panthers hold a +9.9 rebound margin over opponents, which ranks 17th nationally (games through Dec. 1).
- Eight different FIU players average at least 15 minutes per game, led by McGill's 34.2 minutes per outing.



QUOTABLE

Gamecock head coach Frank Martin on his team entering the week vs. Vermont and FIU:
"I'm real proud of our guys. Where we are at as a team, not just because we have won, but because of the way that they are learning to prepare, their fearlessness of opportunities, and the growth that we've show from the first day of practice to where we are at today."

BY THE NUMBERS

108 - Senior guard Sindarius Thornwell currently ranks tied for fourth all-time with 108 career games started in the Garnet and Black. He has started every game of his Carolina career. He is three starts away from tying Alex English for third all-time with 111 career starts.

12 - South Carolina's 12 steals in the win vs. Syracuse marked a season high in the category.

144 - Senior guard Sindarius Thornwell now ranks in the top 10 in career steals at Carolina with 144, including 11 this season.

73.8% - Rookie forward Maik Kotsar has hit 73.8 percent of his shot attempts through the first seven games of the campaign, connecting on 31-of-42 attempts.

2,506 - Senior guards Duane Notice and Sindarius Thornwell have combined to score 2,506 points during their time in the Garnet and Black.

511 - Sindarius Thornwell ranks third among active players in the SEC with 511 career rebounds.

1,409 - Entering Sunday's matchup vs. FIU, senior guard Sindarius Thornwell ranks 15th all-time at Carolina with 1,409 career points. He needs 16 points to pass Melvin Watson (1,424) for 14th all-time. Thornwell is just the fourth Gamecock to score at least 1,400 points since the turn of the century.

1,097 - Senior guard Duane Notice ranks 34th all-time at Carolina with 1,095 points entering Sunday's matchup vs. FIU. He is eight points away from surpassing Ray Pericola for 33rd all-time.

27-1 - Over the course of the last two seasons, the Gamecocks are 27-1 in games when leading at the half. Carolina was 20-1 last season when leading at the half, and 7-0 this season when holding the edge at the break.

THE DEFENSE

South Carolina is making headlines this season for its tenacious defense, which has held six of seven opponents to below 40% from the floor. The Gamecocks have ranked among the top 25 in the nation in field goal percentage defense at the conclusion of the last two seasons - 13th in 2014-15 when opponents hit 38.7%, and 25th in 2015-16 when opponents hit 39.7% - while Carolina currently ranks second nationally (opponent field goal percent of 32.7%) in the category this season.

UP NEXT

South Carolina will take the next week off from game action due to final exams, before two straight away from Columbia. The Gamecocks will travel back to New York City to face Seton Hall (9 p.m./FS1) at Madison Square Garden on Dec. 12, in the Under Armour Reunion, before an away matchup at USF (1 p.m./CBS Sports Network) on Dec. 17, in Tampa.

CAROLINA TRENDS UNDER MARTIN

Gamecock trends under Frank Martin ...

- South Carolina is 47-33 when posting at least six made 3s in a game.
 - South Carolina posted 12 made 3s in the 32-point win vs. Holy Cross on Nov. 13, 2016.
- South Carolina is 63-23 when scoring more points in the paint than its opponent.
 - The Gamecocks out-scored Syracuse 30-8 in points in the paint in the upset win at the Barclays Center on Nov. 26.
- South Carolina is 65-29 when holding its opponents to under 45 percent from the field.
 - South Carolina held Michigan to 19.2% from the field on Nov. 23.
- South Carolina is 63-27 when out-rebounding its opponent.
 - The Gamecocks out-rebounded SC State by 23 rebounds in the win on Nov. 18.

VERMONT NOTABLES

- Tonight's win marks the third time since the 2003-04 season South Carolina has started 7-0. The Gamecocks started 7-0 in 2003-04 and in 2015, when the team won 15-straight games to start the year.
- The Gamecocks have now won 22 of their last 25 games in Colonial Life Arena.
- The win marked Carolina's first over a current member of the America East Conference since posting a 79-67 win over Hartford on Jan. 9, 1985.
- Freshman big man Maik Kotsar finished with 14 points, marking his fourth-straight game in double-figures.
- Freshman forward Sedee Keita scored his first career points going 2-of-2 at the foul line early in the first half.

SYRACUSE NOTABLES

- The Gamecocks picked up back-to-back wins over ranked opponents for the first time since 2008-09, when the team took down No. 24 Florida and No. 24 Kentucky over a span of ten days. Head coach Frank Martin now has 24 wins over top-25 teams in his career.
- South Carolina is now 3-0 in the Barclays Center, with two straight wins over top-25 teams as well. The Gamecocks beat No. 9 Iowa State in its last trip to Brooklyn, on Jan. 3, 2015.
- Sindarius Thornwell was named the Brooklyn Hoops Holiday Invite MVP after scoring 16 points with six rebounds, five assists and three steals.
- Maik Kotsar held his own against a tough interior presence from Syracuse. The freshman forward finished with a season-high 16 points and a pair of steals. This is the third straight game in double figures for the native of Tallin, Estonia.
- The Gamecocks picked up 12 steals in the win, a new season high. The previous best this year was seven against Monmouth.
- PJ Dozier tallied his first career double-double in the game, pulling down 10 rebounds to go with 15 points. The sophomore guard's previous high was nine against Hofstra on Nov. 22 of last season.
- South Carolina has now won two straight in the all-time series. The last matchup between the two programs came in the 2002 postseason NIT.

MICHIGAN NOTABLES

- The win over Michigan marked head coach Frank Martin's 23rd over a ranked opponent in his career.
- The Gamecocks have now won 21 of their last 24 games in Colonial Life Arena.
- South Carolina picked up its first home win over a current member of the Big Ten since a 74-68 win at Frank McGuire Arena vs. Ohio State on Dec. 20, 1988.
- The win was the Gamecocks' first over a current member of the Big Ten since a 74-67 win over Penn State on Nov. 22, 2007, at the Old Spice Classic in Orlando.
- Senior guard Sindarius Thornwell, who tallied his fourth-straight 20-point performance, came into tonight's contest T-2 in the SEC in scoring at 20.8 ppg.
- Freshman big man Maik Kotsar finished with 10 points, marking his second-straight game in double figures. Sophomore forward Chris Silva (10) and senior Duane Notice (13) joined Kotsar and Thornwell in double figures.
- Carolina held Michigan's leading scorer, Zak Irvin, to just five points and 2-of-13 shooting. The five points were 9.5 under his season average of 14.5 entering Wednesday evening's game.
- Freshman forward Sedee Keita made his South Carolina debut late in the first half when he checked into the game.
- Sophomore guard Hassani Gravett logged a career-high playing 29 minutes off the bench Wednesday night.

THORNWELL NAMED TO PRESEASON SQUAD

Senior guard Sindarius Thornwell was named to the Preseason All-SEC First Team on Thursday by the league's coaches. Thornwell enters the season as the league's high scorer for active players with 1,278 career points. This marks the third-straight season that Thornwell has garnered preseason honors from the coaches, as he was named to the Preseason All-SEC Second Team prior to his sophomore and junior campaigns.

2016-17 SCHEDULE

South Carolina has an exciting schedule set for the 2016-17 campaign. The slate features 14 games, with 10 home contests, including one exhibition. Highlighting the non-conference portion of the schedule is the Gamecocks' participation in the Brooklyn Hoops Holiday Invitational, as well as a matchup versus Seton Hall in the Under Armour "Reunion" doubleheader at Madison Square Garden in mid-December. The Gamecocks will face eight teams that advanced to the postseason a year ago, with four of those NCAA Tournament participants, including Syracuse, which advanced to the Final Four.

GAMECOCKS CONCLUDE HISTORIC 2015-16 REGULAR SEASON

South Carolina concluded an historic regular season on March 5, 2015, with a 76-61 win on the road at Arkansas. That victory set the school record for regular-season wins at 24. The Gamecocks began the season 15-0, their best start since the 1933-34 campaign, and the 24 wins marked the most since the 1996-97 squad also posted 24 victories. In addition, South Carolina's 11 SEC wins marked the most since 1998, match the second-most ever by a Carolina team and marked just the fourth time that the Gamecocks had double-digit SEC wins in their 25 years in the league.

GAMECOCKS ANNOUNCE MARTIN'S MATH CLUB

The SC Education Oversight Committee (EOC) announced on Nov. 28 "Martin's Math Club," a partnership with University of South Carolina head men's basketball coach Frank Martin and the University of South Carolina Athletics Department. Martin, a former high school math educator, developed the project designed to help young people learn that math is fun and relevant in their daily lives. The inaugural "Martin's Math Club" contest will run from November 28, 2016-February 24, 2017. The contest provides the opportunity for teachers and students in grades Kindergarten through 8th grade to win two tickets to a Gamecock men's basketball home game. With assistance from SC math educators, the EOC published 18 standards-based lessons for K-8th grade that incorporate math and basketball. For more information visit helpwithmathsc.org.

NOTICE NOMINATED FOR NABC GOOD WORKS TEAM

University of South Carolina senior guard Duane Notice has been named a nominee for the Allstate NABC Good Works Team. It was announced by the National Association of Basketball Coaches (NABC) on Nov. 30. The team honors student-athletes for their outstanding community outreach. During his time at South Carolina Notice has been extremely involved in community outreach, spending time with several organizations such as: Harvest Hope Food Bank, Special Olympics, Palmetto Health Children's Hospital, Boy Scouts, the Dorn V.A. Medical Center in town, Ronald McDonald House, the Richland County Sheriff's Department, Epworth Children's Home and Brookland Baptist Church to name a few. Also of note, Notice and his teammates spent time volunteering with the Red Cross Flood Relief during the historic flooding in Columbia in October 2015, making care packages of food and personal hygiene products for families who had been devastated by the flooding. Members of the Allstate NABC Good Works Team* will be invited by Allstate, an official corporate partner of the NCAA, to the 2017 NABC Convention and 2017 NCAA Men's Final Four* in Phoenix, where they will participate in a community service project benefiting the city. More information about the Allstate NABC Good Works Team* is available at www.nabc.org.

ROSTER BREAKDOWN

Returning Starters (2)

Duane Notice
Sindarius Thornwell
**based on final game of 2015-16 season*

Returning Letterwinners (8)

TeMarcus Blanton
PJ Dozier
Jarrell Holliman
Justin McKie
Duane Notice
John Ragin
Chris Silva
Sindarius Thornwell

Guards (12)

Tommy Corchiani
Rakym Felder
Evan Hinson
PJ Dozier
John Ragin
TeMarcus Blanton
Hassani Gravett
Kory Holden
Justin McKie
Duane Notice
Christian Schmitt
Sindarius Thornwell

Forwards (6)

Khadim Gueye
Sedee Keita
Maik Kotsar
Chris Silva
Ran Tut
Jarrell Holliman

By Height

Christian Schmitt (6-0)
Rakym Felder (6-1)
Tommy Corchiani (6-1)
Hassani Gravett (6-1)
Kory Holden (6-1)
John Ragin (6-2)
Duane Notice (6-2)
Evan Hinson (6-4)
Justin McKie (6-4)
TeMarcus Blanton (6-5)
Sindarius Thornwell (6-5)
PJ Dozier (6-6)
Jarrell Holliman (6-7)
Sedee Keita (6-9)
Chris Silva (6-9)
Ran Tut (6-9)
Maik Kotsar (6-10)
Khadim Gueye (7-0)

2016-17 SOUTH CAROLINA MEN'S BASKETBALL ROSTER

Alphabetical Roster

No.	Name	Pos.	Ht.	Wt.	Cl.	Exp.	Hometown/High/Last School
5	TeMarcus Blanton	G	6-5	206	R-SO	1VL	Locust Grove, Ga./Luella
13	Tommy Corchiani	G	6-1	173	FR	HS	Raleigh, N.C./Ravenscroft High School
15	PJ Dozier	G	6-6	205	SO	1VL	Columbia, S.C./Spring Valley
4	Rakym Felder	G	5-10	210	FR	HS	Brooklyn, N.Y./Lincoln High School
2	Hassani Gravett	G	6-1	183	SO	TR	Villa Rica, Ga./Alexander/Pensacola State College
12	Khadim Gueye	F	7-0	235	FR	HS	Dakar, Senegal/Bradenton, Fla./Victory Rock Prep
23	Evan Hinson	G	6-4	240	FR	HS	Deltona, Fla./Deltona
1	Kory Holden	G	6-1	181	JR	2VL/TR	Salisbury, Md./J.M. Bennett/Delaware
31	Jarrell Holliman	F	6-7	206	R-JR	2VL	Alpharetta, Ga./Alpharetta/Elmhurst College
24	Sedee Keita	F	6-9	240	FR	HS	Philadelphia, Pa./22ft Basketball Academy
21	Maik Kotsar	F	6-10	245	FR	HS	Tallin, Estonia/Wichita, Kan./Sunrise Christian Academy
20	Justin McKie	G	6-4	204	SR	3VL	Columbia, S.C./Irmo
10	Duane Notice	G	6-2	225	SR	3VL	Woodbridge, Canada/St. Michael's/St. Thomas More (Oakdale, Conn.)
34	John Ragin	G	6-2	177	SO	1VL	Eastover, S.C./Cardinal Newman
25	Christian Schmitt	G	6-0	175	FR	HS	Mars, Pa./Mars Area High School
30	Chris Silva	F	6-9	223	SO	1VL	Libreville, Gabon/Roselle (N.J.) Catholic
0	Sindarius Thornwell	G	6-5	211	SR	3VL	Lancaster, S.C./Oak Hill Academy
14	Ran Tut	F	6-9	210	JR	TR	Melbourne, Australia/Edison Academy/Monroe College

Numerical Roster

No.	Name	Pos.	Ht.	Wt.	Cl.	Exp.	Hometown/High/Last School
0	Sindarius Thornwell	G	6-5	211	SR	3VL	Lancaster, S.C./Oak Hill Academy
1	Kory Holden	G	6-1	181	JR	2VL/TR	Salisbury, Md./J.M. Bennett/Delaware
2	Hassani Gravett	G	6-1	183	SO	TR	Villa Rica, Ga./Alexander/Pensacola State College
4	Rakym Felder	G	5-10	210	FR	HS	Brooklyn, N.Y./Lincoln High School
5	TeMarcus Blanton	G	6-5	206	R-SO	1VL	Locust Grove, Ga./Luella
10	Duane Notice	G	6-2	225	SR	3VL	Woodbridge, Canada/St. Michael's/St. Thomas More (Oakdale, Conn.)
12	Khadim Gueye	F	7-0	235	FR	HS	Dakar, Senegal/Bradenton, Fla./Victory Rock Prep
13	Tommy Corchiani	G	6-1	173	FR	HS	Raleigh, N.C./Ravenscroft High School
14	Ran Tut	F	6-9	210	JR	TR	Melbourne, Australia/Edison Academy/Monroe College
15	PJ Dozier	G	6-6	205	SO	1VL	Columbia, S.C./Spring Valley
20	Justin McKie	G	6-4	204	SR	3VL	Columbia, S.C./Irmo
21	Maik Kotsar	F	6-10	245	FR	HS	Tallin, Estonia/Wichita, Kan./Sunrise Christian Academy
23	Evan Hinson	G	6-4	240	FR	HS	Deltona, Fla./Deltona
24	Sedee Keita	F	6-9	240	FR	HS	Philadelphia, Pa./22ft Basketball Academy
25	Christian Schmitt	G	6-0	175	FR	HS	Mars, Pa./Mars Area High School
30	Chris Silva	F	6-9	223	SO	1VL	Libreville, Gabon/Roselle (N.J.) Catholic
31	Jarrell Holliman	F	6-7	206	R-JR	2VL	Alpharetta, Ga./Alpharetta/Elmhurst College
34	John Ragin	G	6-2	177	SO	1VL	Eastover, S.C./Cardinal Newman

Head Coach: Frank Martin (Florida International, '93)

Associate Head Coach/Recruiting Coordinator: Matt Figger (Eastern Kentucky, '95)

Assistant Coach: Perry Clark (Gettysburg, '74)

Assistant Coach: Bruce Shingler (St. Augustine's College, '05)

Director of Basketball Operations: Andy Assaley (Cincinnati, '96)

Strength & Conditioning Coach: Scott Greenawalt (Muskingum College, '98)

Athletic Trainer: Mark Rodger (Buffalo, '01)

Student-Athlete Development: Doug Edwards (Florida State, '07)

Video Coordinator: Jay Gibbons (Clayton State, '03)

Student Assistant Coach: Brian Steele (South Carolina, '16)

Graduate Student Manager: Ryan McIntyre (West Virginia, '16)

Director of Social Media: Dushawn Davis (Coastal Carolina, '11)

Special Assistant to the Head Coach: Jarett Gerald (South Carolina, '11)

Associate Media Relations Director: Emily Miles (Ball State, '03)

TOP RETURNING ...

Scorer Thornwell, 14.5 ppg
Rebounder Thornwell, 4.8 rpg
Assist Maker Thornwell, 3.8 apg
FG Shooter * Silva, 48.2 FG%
3-Point FG Shooter \$ Notice, 39.8 3FG%
FT Shooter \$ Thornwell, 76.4%
Shot Blocker Silva, 0.9 bpg
Steal Maker Thornwell, 1.5 spg

* at least 100 attempts

\$ at least 50 attempts

PRONUNCIATION GUIDE

RAH-kim Felder
HA-deem Gaye
Cee-dee K-ta
Mike Coat-sar
Justin MACK-ee



HEAD COACH FRANK MARTIN

HEAD COACH | 10TH SEASON OVERALL | 194-117 (.623) | FIFTH SEASON AT SOUTH CAROLINA | 77-63 (.550)

THE MARTIN FILE

COACHING

Experience

32nd year

College Experience

17th season

College Head Coach Experience

10th season

Hire Date At Carolina

March 27, 2012

PERSONAL

Hometown

Miami, Fla.

Alma Mater

Florida International, 1993 (B.A. Physical Ed.)

Family

Wife, Anya

Children, Brandon, Amalia and Christian

COACHING RESUME

High School

Miami Senior High, 1985-93

Varsity Boys' Assistant Coach

Junior Varsity Boys' Head Coach

North Miami High, Head Coach, 1993-95

Miami Senior High, Head Coach, 1995-98

B.T. Washington High, Head Coach, 1999-2000

College Assistant Coach

Northeastern, 2000-04

Cincinnati, 2004-06

Kansas State, 2006-07

College Head Coach

Kansas State, 2007-12

South Carolina, 2012-present

Frank Martin was named the head men's basketball coach at the University of South Carolina on March 27, 2012, becoming the 32nd head coach in the history of the South Carolina program, which enters its 109th season as a varsity sport in 2016-17. Martin owns a 187-117 (.600) overall record as a head coach, entering his 10th season overall, and a 70-63 (.526) record entering his fifth season at South Carolina.

In Martin's fourth season leading the Garnet and Black (2015-16), Carolina put together one of the top seasons in its history, matching a school record for wins with a 25-9 overall record on the year, while the Gamecocks reached double-digit SEC wins for just the fourth time since joining the league, posting an 11-7 mark in conference contests. The SEC finish was Carolina's highest since the league combined its East and West Divisions prior to the 2012 season. South Carolina began the season 15-0, its best start since the 1933-34 campaign and went on to post a school-record 24 regular-season wins.

The Gamecocks received votes or were ranked for 15 weeks in the USA Today Coaches Poll, rising to as high as 15th, and for a total of 14 weeks in the AP poll, rising to as high as 19th, during the season. Carolina advanced to postseason play for the first time since 2009, making their 12th appearance in the Postseason NIT as one of the top four seeds in the event. The Gamecocks posted a win over High Point in the opening round, before suffering a season-ending loss to visiting Georgia Tech on March 21.

Three Gamecocks were honored with postseason awards by the SEC coaches, with senior forward Michael Carrera earning First Team All-SEC accolades, junior guard Sindarius Thornwell was named to the All-Defensive Team and junior guard Duane Notice was named the league's Sixth Man of the Year. Carrera went on to earn honors from several organizations following the best season of his career. Carrera, Notice and Thornwell each reached the 1,000 career-point plateau during the season as well.

Prior to his appointment in Columbia, Martin spent the previous five seasons as the head coach at Kansas State University, leading the Wildcats to the NCAA Tournament four times, including a trip to the "Elite 8," during the 2009-10 campaign when the squad won a school record 29 contests. Martin's Wildcats won at least 21 games in each of his five seasons at the helm, as the program compiled a record of 117-54 (.684) under his direction. During that time, Kansas State posted a 50-32 (.609) record in Big 12 Conference games, finishing fifth or higher in each season, with three season finishes of third or better.

A native of Miami, Fla., Martin earned his bachelor's degree in physical education from Florida International in 1993. He and his wife, Anya, have three children, Brandon, Amalia and Christian.

MARTIN'S CAREER RECORD, YEAR-BY-YEAR

YEAR	RECORD	CONFERENCE (FINISH)	POSTSEASON
2007-08	21-12	10-6 (3rd)	1-1; NCAA Tournament 2nd Round
2008-09	22-12	9-7 (t4th)	1-1; NIT
2009-10	29-8	11-5 (t2nd)	3-1; NCAA Tournament Elite Eight
2010-11	23-11	10-6 (t3rd)	1-1; NCAA Tournament Third Round
2011-12	22-11	10-8 (5th)	1-1; NCAA Tournament Third Round
2012-13	14-18	4-14 (t12th)	-
2013-14	14-20	5-13 (13th)	-
2014-15	17-16	6-12 (t11th)	-
2015-16	25-9	11-7 (t3rd)	1-1; NIT
2016-17	7-0	-	-
Totals	194-117 (.623)	176-78 (.493)	8-6 (.571)/4 NCAA/2 NIT

GAMECOCK SUPERLATIVES UNDER MARTIN

Most Field Goals Made

- 39, vs. High Point (March 15, 2016)
- 37, vs. Hofstra (Nov. 22, 2015)
- 34, vs. Lipscomb (Nov. 27, 2015)
34, vs. Marshall (Dec. 30, 2013)
- 33, VS. SC State (Nov. 18, 2016)

Most Field Goals Attempted

- 73, vs. Georgia (March 3, 2016)
72, vs. Oral Roberts (Nov. 16, 2015)
- 71, vs. SC State (Jan. 5, 2013)
- 69, vs. Florida (Feb. 20, 2016)
69, vs. USC Upstate (Dec. 19, 2013)

Highest Field Goal Percent

- 60.0 (39-65) vs. High Point (March 15, 2016)
- 58.7 (27-46) vs. Holy Cross (Nov. 13, 2016)
- 58.3 (28-48) vs. Saint Mary's (Dec. 22, 2013)
- 57.7 (30-52) vs. Arkansas (Jan. 26, 2013)
- 56.4 (22-39) vs. Missouri State (Nov. 24, 2012)

Most 3-Point Field Goals Made

- 13, vs. Rider (Nov. 19, 2012)
- 12, vs. Holy Cross (Nov. 13, 2016)
12, at Texas A&M (Feb. 6, 2016)
- 11, vs. Auburn (March 12, 2014)
- 10, at Mississippi State (March 8, 2014)
10, at Missouri (Jan. 25, 2014)
10, vs. Missouri (Feb. 28, 2013)
10, vs. Jacksonville (Dec. 7, 2012)

Most 3-Point Field Goals Attempted

- 31, vs. Mississippi State (March 13, 2013)
- 30, at Alabama (Feb. 24, 2015)
- 29, vs. USC Upstate (Dec. 19, 2013)
- 27, vs. Francis Marion (Dec. 30, 2015)
27, vs. Rider (Nov. 19, 2012)

Highest 3-Point Field Goal Percentage (min. 10 attempts)

- 73.3 (11-15) vs. Auburn (March 12, 2014)
- 58.3 (7-12) vs. Arkansas (Jan. 26, 2013)
- 57.1 (12-21) at Texas A&M (Feb. 6, 2016)
57.1 (8-14) at Georgia (Jan. 22, 2014)
- 54.5 (6-11) at Oklahoma State (Dec. 6, 2013)

Most Free Throws Made

- 46, vs. Memphis (Jan. 2, 2016)
- 30, vs. Arkansas (March 13, 2014)
- 29, vs. Norfolk State (Nov. 14, 2015)
- 28, vs. Alabama (Jan. 30, 2016)
28, vs. NC A&T (Dec. 30, 2014)
28, vs. Mississippi State (March 6, 2013)
28, at LSU (Jan. 16, 2013)

Most Free Throws Attempted

- 63, vs. Memphis (Jan. 2, 2016)
- 46, vs. Alabama (Jan. 30, 2016)
- 42, vs. Norfolk State (Nov. 14, 2015)
- 41, vs. Mississippi State (Jan. 26, 2016)
41, vs. Arkansas (March 13, 2014)

Highest Free Throw Percentage (min. 10 attempts)

- 93.8 (15-16) vs. Holy Cross (Nov. 13, 2016)
- 93.3 (14-15) vs. Tennessee (Jan. 20, 2015)
- 92.9 (13-14) at Georgia (Feb. 17, 2015)
- 92.3 (12-13) at Tennessee (March 7, 2015)
- 85.2 (23-28) vs. Florida (Jan. 7, 2015)

Most Offensive Rebounds

- 26, vs. Vanderbilt (Feb. 13, 2014)
- 24, at St. John's (Nov. 29, 2012)
- 21, vs. Akron (Nov. 23, 2014)
21, at Mississippi State (March 8, 2014)
21, at Clemson (Nov. 17, 2013)

Most Defensive Rebounds

- 38, vs. Oklahoma State (Dec. 6, 2014)
38, vs. Longwood (Nov. 9, 2013)
- 35, vs. Memphis (Jan. 2, 2016)
- 34, vs. Vanderbilt (Jan. 9, 2016)
34, vs. Western Carolina (Nov. 30, 2015)

Most Total Rebounds

- 53, vs. Memphis (Jan. 2, 2016)
- 51, vs. Mississippi State (Jan. 26, 2016)
51, vs. Western Carolina (Nov. 30, 2015)
- 50, vs. Alabama (Jan. 30, 2016)
50, vs. Longwood (Nov. 9, 2013)

Most Personal Fouls

- 33, at Georgia (Feb. 22, 2014)
- 32, vs. Marshall (Dec. 30, 2013)
- 31, at Texas A&M (Jan. 15, 2014)
- 30, at Auburn (Feb. 26, 2014)
- 29, at Missouri (Jan. 25, 2014)
29, vs. Ole Miss (Jan. 18, 2014)
29, at Baylor (Nov. 12, 2013)
29, at Georgia (Feb. 23, 2013)

Most Points

- 94, vs. LSU (Feb. 10, 2016)
94, vs. Hofstra (Nov. 22, 2015)
- 92, vs. SC State (Nov. 18, 2016)
92, vs. Lipscomb (Nov. 27, 2015)
92, vs. Marshall (Dec. 30, 2013)

Fewest Points

- 36, at Florida (Jan. 30, 2012)
- 43, at Kentucky (Feb. 14, 2015)
43, vs. Kentucky (Jan. 24, 2015)
- 44, vs. Tennessee (March 14, 2014)
- 46, vs. Florida (March 4, 2014)
46, vs. LSU (Feb. 14, 2013)

Most Assists

- 25, vs. High Point (March 15, 2016)
24, vs. Lipscomb (Nov. 27, 2015)
22, at Texas A&M (Feb. 6, 2015)
22, vs. Rider (Nov. 19, 2012)
- 21, vs. Coker (Dec. 21, 2014)
21, vs. UNC Asheville (Nov. 26, 2014)

Fewest Turnovers

- 6, vs. Kentucky (March 1, 2014)
- 7, vs. Mississippi State (Feb. 28, 2015)
7, at Georgia (Feb. 17, 2015)
7, vs. Georgia (Feb. 22, 2014)
7, vs. Akron (Dec. 28, 2013)
7, at Kentucky (Feb. 5, 2013)
7, vs. Vanderbilt (Jan. 19, 2013)

Most Blocks

- 10, vs. High Point (March 15, 2016)
10 vs. UNC Asheville (Nov. 26, 2014)
- 9, vs. SC State (Nov. 18, 2016)
9, at Georgia (Feb. 2, 2016)
9, vs. Drexel (Dec. 15, 2015)
9, vs. Coker (Dec. 21, 2014)

Most Steals

- 13, vs. Francis Marion (Dec. 30, 2015)
13, at Marshall (Dec. 1, 2014)
- 12, vs. Syracuse (Nov. 26, 2016)
12, vs. USF (Dec. 5, 2015)
12, vs. Lipscomb (Nov. 27, 2015)
12, vs. Ole Miss (March 12, 2015)
12, vs. UNC Asheville (Nov. 26, 2014)

Most Points By Opponent

- 97, at Georgia (Jan. 22, 2014)
- 90, vs. Missouri (Feb. 28, 2013)
- 89, vs. Kentucky (Feb. 13, 2016)
89, at St. John's (Nov. 29, 2012)
- 86, vs. Manhattan (Dec. 17, 2013)

Fewest Point By Opponent

- 44, vs. Longwood (Nov. 9, 2013)
- 45, vs. Akron (Dec. 28, 2013)
45, vs. Cornell (Nov. 20, 2014)
45, vs. Clemson (Dec. 19, 2014)
- 46, vs. Michigan (Nov. 23, 2016)

Most Field Goals Made By Opponent

- 33, at St. John's (Nov. 29, 2012)
- 32, vs. Missouri (Feb. 28, 2013)
- 31, vs. Kentucky (Feb. 13, 2016)
- 30, vs. Georgia Tech (March 21, 2016)
30, vs. Arkansas (March 5, 2015)

Fewest Field Goals Made By Opponent

- 10, vs. Michigan (Nov. 23, 2016)
- 11, vs. Georgia (Jan. 31, 2015)
- 13, vs. Akron (Dec. 28, 2013)
13, vs. Longwood (Nov. 9, 2013)
- 14, vs. Syracuse (Nov. 26, 2016)
14, vs. Cornell (Nov. 20, 2014)
14, vs. Kentucky (March 1, 2014)

Highest Opponent Field Goal Percent

- 69.6 (32-46) vs. Missouri (Feb. 28, 2013)
- 61.4 (27-44) at Kentucky (Feb. 5, 2013)
- 58.5 (24-41) vs. Auburn (Jan. 12, 2013)
- 58.1 (25-43) vs. Georgia (Feb. 2, 2013)
- 57.8 (26-45) at Florida (Jan. 8, 2014)

Most Rebounds By Opponent

- 49, vs. LSU (Feb. 14, 2013)
- 47, at Georgia (Feb. 23, 2013)
- 46, five times

Fewest Rebounds By Opponent

- 16, vs. Holy Cross (Nov. 13, 2016)
- 20, vs. NC A&T (Dec. 30, 2014)
- 22, vs. Drexel (Dec. 15, 2015)
22, vs. Morgan State (Nov. 16, 2012)
- 23, vs. Hofstra (Nov. 22, 2015)
23, vs. Alabama (Jan. 13, 2015)
23, vs. Manhattan (Dec. 22, 2012)
23, vs. Rider (Nov. 19, 2012)

GAMECOCKS' RECORD WHEN ...

At home	6-0
On the road	0-0
At neutral sites	1-0
In overtime	0-0
vs. Top 25 team	2-0
vs. Top 10 team	0-0
vs. Top 3 team	0-0
Leading at half	7-0
Trailing at half	0-0
Tied at half	0-0
Shooting 50% or better	3-0
Shooting between 39-49%	3-0
Shooting less than 39%	1-0
Opp. shooting 50% or better	0-0
Opp. shooting between 39-49%	1-0
Opp. shooting less than 39%	6-0
Shooting better than opp.	7-0
Shooting worse than/equal to opp.	0-0
Starters out-score opp. starters	7-0
Opp. starters score/equal more	0-0
Bench out-scores opp. bench	2-0
Opp. bench scores/equals more	5-0
Having more FTs than opp.	1-0
Having equal/less FTs than opp.	6-0
Have more TOs than opp.	3-0
Having equal/less TOs than opp.	4-0
Having more rebounds than opp.	7-0
Having equal/less rebounds than opp.	0-0
Making 6 or more 3FGs	4-0
Having 15 or more assists	5-0
Score more points in paint than opp.	6-0
Scoring equal/less points in paint than opp.	1-0
Scoring more points off TOs than opp.	4-0
Scoring equal/less points off TOs than opp.	3-0
Scoring more 2nd-chance points than opp.	4-0
Scoring equal/less 2nd-chance points than opp.	4-0
Scoring more fast break points than opp.	6-0
Scoring equal/less fast break points than opp.	1-0
Wearing white uniforms	6-0
Wearing Garnet uniforms	0-0
Wearing Black uniforms	1-0
Playing on live TV/live broadcast	7-0
Playing in November	6-0
Playing in December	1-0
Playing in January	0-0
Playing in February	0-0
Playing in March	0-0
Playing a day-game	1-0
Playing a night-game	6-0
Playing on Sunday	1-0
Playing on a Monday	0-0
Playing on a Tuesday	1-0
Playing on a Wednesday	1-0
Playing on a Thursday	1-0
Playing on a Friday	2-0
Playing on a Saturday	1-0
Scoring margin is 5 points or less	0-0
Margin is between 6-10	2-0
Margin is between 11-20	3-0
Margin is more than 20	2-0
Scoring 59 points or less	0-0
Scoring 60-69 points	3-0
Scoring 70-79 points	1-0
Scoring 80-89 points	2-0
Scoring 90-99 points	1-0
Scoring 100+ points	0-0

MISCELLANEOUS

Current streak	W7
Home court streak	W6
Away streak	-
Neutral court streak	W1

2016-17 SUPERLATIVES

(tied for team lead also included)

Scoring Leaders	'16-17	Career
Sindarius Thornwell	6	39
PJ Dozier	1	2
Maik Kotsar	1	1

Rebounding Leaders	'16-17	Career
Chris Silva	3	8
Sindarius Thornwell	2	32
PJ Dozier	2	4
Maik Kotsar	1	1

Assists Leaders	'16-17	Career
Sindarius Thornwell	4	46
Duane Notice	2	36
PJ Dozier	2	8
Hassani Gravett	1	1

Blocks Leaders	'16-17	Career
Chris Silva	4	11
Sindarius Thornwell	3	24
Sedee Keita	1	1

Steals Leaders	'16-17	Career
PJ Dozier	6	16
Sindarius Thornwell	2	39
Duane Notice	2	20
Hassani Gravett	1	1
Ran Tut	1	1

Double-Figure Scoring	'16-17	Career
Sindarius Thornwell	7	75
Chris Silva	5	11
PJ Dozier	4	13
Maik Kotsar	4	4
Duane Notice	3	56
Justin McKie	1	2

20+ points	'16-17	Career
Sindarius Thornwell	4	19
PJ Dozier	1	1

30+ points	'16-17	Career
-	-	-

Double-Figure Rebounding	'16-17	Career
Sindarius Thornwell	1	7
Chris Silva	1	2
PJ Dozier	1	1

5+ assists	'16-17	Career
Sindarius Thornwell	4	25
Duane Notice	2	16
PJ Dozier	2	5

3+ steals	'16-17	Career
PJ Dozier	3	7
Sindarius Thornwell	2	17
Duane Notice	1	7

2+ blocks	'16-17	Career
Chris Silva	5	15
Sindarius Thornwell	3	11
Maik Kotsar	1	1
Rakym Felder	1	1
Khadim Gueye	1	1

Double-Doubles	'16-17	Career
Sindarius Thornwell	1	7
Chris Silva	1	1
PJ Dozier	1	1

Clutch Free Throws (under 5 min/OT)	FT-FTA	FT%
Sindarius Thornwell	10-11	.909
Duane Notice	3-4	.750
Chris Silva	2-3	.667
PJ Dozier	1-2	.500
Justin McKie	1-2	.500
Maik Kotsar	2-4	.500
Hassani Gravett	0-2	.000
Totals	19-28	.679

Dunks	'16-17
Chris Silva	7
Sindarius Thornwell	1
PJ Dozier	1

Miscellaneous

Largest Halftime Lead	
SC	25, vs. SC State (Nov. 18, 2016)
Opp	-
Smallest Halftime Lead	
SC	6, vs. Michigan (Nov. 23, 2016)
Opp	-
Fewest Points In First Half	
SC	29, vs. Monmouth (Nov. 15, 2016)
Opp	22, vs. Monmouth (Nov. 15, 2016)
Most Points In First Half	
SC	50, vs. SC State (Nov. 18, 2016)
Opp	32, twice, last Vermont (Dec. 1, 2016)
Fewest Points In Second Half	
SC	27, vs. Syracuse (Nov. 26, 2016)
Opp	17, vs. Holy Cross (Nov. 13, 2016)
Most Points In Second Half	
SC	43, vs. La Tech (Nov. 11, 2016)
Opp	45, La Tech (Nov. 11, 2016)
Most Points in Overtime	
SC	10, vs. Monmouth (Nov. 15, 2016)
Opp	9, vs. Monmouth (Nov. 15, 2016)
Largest Margin of Victory	
SC	42, vs. SC State (Nov. 18, 2016)
Opp	-
Smallest Margin of Victory	
SC	1, vs. Monmouth (Nov. 15, 2016)
Opp	-

2016-17 GAME BY GAME COMPARISON

	Date	Result	FG-A	Pct	3FG-A	Pct	FT-A	Pct	O-D-Total	PF	Pts	A	TO	Blk	Stl	Min	Half
La Tech			24-55	.436	7-20	.350	21-30	.700	9-20-29	28	76	8	14	4	11	200	31
South Carolina	Nov. 11, 2016	W, 85-76	30-57	.526	9-18	.500	16-26	.615	10-25-35	20	85	16	15	4	6	200	42
Holy Cross &			17-45	.378	5-20	.250	10-15	.667	5-11-16	16	49	12	9	0	3	200	32
South Carolina	Nov. 13, 2016	W, 81-49	27-46	.587	12-24	.500	15-16	.938	8-24-32	17	81	17	11	6	4	200	44
Monmouth &			20-65	.308	6-28	.214	23-27	.852	15-26-41	24	69	10	18	4	15	225	22
South Carolina	Nov. 15, 2016	W, 70-69 (OT)	23-68	.338	7-23	.304	17-25	.680	16-30-46	22	70	15	20	5	7	225	29
SC State &			16-52	.308	5-14	.357	13-21	.619	8-16-24	19	50	6	14	1	6	200	50
South Carolina	Nov. 18, 2016	W, 92-50	33-65	.508	8-24	.333	18-21	.857	17-30-47	17	92	17	13	9	6	200	92
Michigan			10-52	.192	2-26	.077	24-32	.750	18-18-36	17	46	2	16	0	7	200	27
South Carolina	Nov. 23, 2016	W, 61-46	23-53	.434	4-15	.257	11-18	.611	15-25-40	24	61	10	13	6	5	200	33
Syracuse %			14-44	.318	6-15	.400	16-26	.615	9-21-30	19	50	9	17	2	6	200	26
South Carolina	Nov. 26, 2016	W, 64-50	23-51	.451	4-13	.308	14-19	.737	10-27-37	21	64	13	15	1	12	200	37
Vermont			18-51	.353	5-20	.250	9-14	.643	10-21-31	14	50	5	18	2	7	200	32
South Carolina	Dec. 1, 2016	W, 68-50	29-62	.468	4-13	.308	6-7	.857	10-26-36	15	68	18	13	3	11	200	43

& - Brooklyn Hoops Holiday Invitational (Columbia, S.C.) | % - Brooklyn Hoops Holiday Invitational (Brooklyn, N.Y.) |



SOUTH CAROLINA GAMECOCKS

OVERALL: 7-0; SEC: 0-0; HOME: 6-0; AWAY: 0-0; NEUTRAL: 1-0

DATE	OPP.	W/L	SCORE	RECORD (SEC)	POINTS	REBOUNDS	ASSISTS	BLOCKS	STEALS	ATTENDANCE
Nov. 11, 2016	La Tech	W	85-76	1-0 (0-0)	Thornwell (18)	Thornwell (7)	Thornwell (6)	Silva (2)	Dozier (2)	13,334 (paid)
Nov. 13, 2016	Holy Cross &	W	81-49	2-0 (0-0)	Thornwell (20)	Silva (8)	Notice/Dozier (5)	Thornwell/Silva (2)	4 with 1	9,270 (paid)
Nov. 15, 2016	Monmouth &	W	70-69 (OT)	3-0 (0-0)	Thornwell (23)	Silva (10)	Thornwell/Notice (5)	Thornwell (3)	Notice (3)	9,779 (paid)
Nov. 18, 2016	SC State &	W	92-50	4-0 (0-0)	Thornwell (22)	Kotsar (8)	Dozier (6)	Silva (3)	Dozier (3)	10,159 (paid)
Nov. 23, 2016	Michigan	W	61-46	5-0 (0-0)	Thornwell (21)	Thornwell (10)	Gravett (4)	Thornwell (3)	Dozier (2)	13,051 (paid)
Nov. 26, 2016	vs. Syracuse %	W	64-50	6-0 (0-0)	Thornwell/Kotsar (16)	Dozier (10)	Thornwell (5)	Keita (1)	Dozier/Thornwell (3)	8,733
Dec. 1, 2016	Vermont	W	68-50	7-0 (0-0)	Dozier (21)	Thornwell/Dozier (6)	Thornwell (9)	Silva (2)	Dozier/Thornwell (3)	11,579 (paid)

& - Brooklyn Hoops Holiday Invitational (Columbia, S.C.) | % - Brooklyn, Hoops Holiday Invitational (Brooklyn, N.Y.)

2016-17 GAME-BY-GAME STARTING LINEUPS

OPPONENT, RESULT	GUARD	GUARD	GUARD	FORWARD	FORWARD
La Tech, W	Dozier	Thornwell	Notice	Kotsar	Silva
Holy Cross, W	Dozier	Thornwell	Notice	Kotsar	Silva
Monmouth, W	Dozier	Thornwell	Notice	Kotsar	Silva
SC State, W	Dozier	Thornwell	Notice	Kotsar	Silva
Michigan, W	Dozier	Thornwell	Notice	Kotsar	Silva
vs. Syracuse, W	Dozier	Thornwell	Notice	Kotsar	Silva
Vermont, W	Dozier	Thornwell	Notice	Kotsar	Silva

**EXB - SOUTH CAROLINA 107, NEWBERRY 89
NOV. 6, 2016/COLONIAL LIFE ARENA**

COLUMBIA, S.C. - South Carolina opened its 2016-17 season with a 107-89 exhibition win over Newberry College on Sunday afternoon at Colonial Life Arena. Carolina shot 50.0 percent from the field in the game en route to its offensive outburst. Senior guard Sindarius Thornwell led all players with 34 points on 13-of-24 shooting. The Lancaster, S.C., native, recorded a double-double with 11 rebounds, which led the team. He also led the team with five assists and five blocks.

South Carolina jumped out to a 12-point lead in the first half with 11:23 left, but Newberry would keep the game competitive forcing 12 turnovers and knocking down 10 shots from deep. Thornwell led all scorers at the break with 16 points on 6-of-10 shooting. He also led the team with five rebounds. Carolina shot 51.5 percent from the field as they headed to halftime with a 53-46 lead.

The Gamecocks opened the second half on a 29-11 run, building their lead to 81-57. Thornwell (10 points) and sophomore guard PJ Dozier (nine points) helped fuel the scoring outburst with 26 of those points. Dozier finished tied for second on the team with 17 points. Senior guard Duane Notice, last season's SEC Sixth Man of the Year, also poured in 17 points. Notice was 4-for-9 from behind the arc.

Carolina's defense ramped up in the second half holding Newberry to a 42.1 field goal percentage. The Gamecocks forced 21 turnovers in the game and out-rebounded the Wolves 52-33. Newberry, who looked to run all game with a smaller lineup, would finish the game with 39 attempts from three-point range.

With the win, South Carolina remains unbeaten in five career exhibition contests under the direction of Head Coach Frank Martin.

**GAME 1 - SOUTH CAROLINA 85, LA TECH 76
NOV. 11, 2016/COLONIAL LIFE ARENA**

COLUMBIA, S.C. - The South Carolina men's basketball team (1-0) opened the 2016-17 regular season with an 85-76 victory over Louisiana Tech (0-1) Friday night. Four Gamecock starters were in double-figures, led by senior guard Sindarius Thornwell, who poured in 18 points. The Lancaster, S.C., native filled up the stat sheet leading the team in rebounds (7) and assists (6).

Senior guard Duane Notice (17), sophomore guard PJ Dozier (17) and sophomore forward Chris Silva (11) were the other South Carolina starters in double figures. Dozier's 17 points were a new career-high.

The Gamecocks jumped out to a 7-2 lead to start the game behind five points from Dozier. The Gamecocks extended their lead to 16-6 after Thornwell hit a 3-pointer with 12:49 left in the first half.

South Carolina's half court defense was suffocating in the first 10 minutes, as they held the Bulldogs to 29 percent shooting from the field. Louisiana Tech finished half one 11-of-29 from the field (37.9 percent).

The Bulldogs closed the gap to 18-16 with 10:24 left, but Carolina pushed the lead back to nine at 36-27 with 2:36 to play in the half after back-to-back 3s from senior guard Justin McKie and sophomore guard Hassani Gravett.

Gravett ended the first half with an exclamation point as he tipped in a Notice 3-point miss at the buzzer. Carolina led 42-31 at the break as the, Villa Rica, Ga. native's, tip-in gave the team its biggest lead of the first half at 11.

Thornwell led all scorers at halftime with nine points on 4-of-8 shooting. He also had five rebounds and three assists. Junior forward Ran Tut had a nice first half off the bench, dropping four points and tying for the team lead in rebounds with five. Notice had eight points, Dozier seven and Gravett seven to round out Carolina's scoring in the opening period. Carolina out-rebounded La Tech 22-18 in half one.

In the second half, the Bulldogs cut the deficit to seven with 14:13 left after a 3-pointer by sophomore guard Derric Jean from the right wing. La Tech's Jacobi Boykins stole the ball at half court finishing with an emphatic dunk at the other end to cut the lead to 59-54. He was whistled for a technical foul after the play. Notice missed both free throws but Silva put the Gamecocks back up by seven after a dunk on the ensuing possession off a great dish from Gravett.

La Tech's Daquan Bracy would cut the lead to four at 65-61, knocking down a 3-pointer with 7:58 left. Thornwell would answer the basket with a fast break 3 of his own from the left corner to put Carolina back up seven with 5:56 on the clock. The Bulldogs answered, but Silva increased the lead to nine with a 3-point play with 4:31 left after beating Jean to the hole for the and-one bucket.

Thornwell and Silva again halted La Tech's momentum after bringing Colonial Life Arena to its feet with two straight transition dunks, pushing the lead to 80-70 with 2:37 left, and the Gamecocks would close the nine-point win.

**GAME 2 - SOUTH CAROLINA 81, HOLY CROSS 49
NOV. 13, 2016/COLONIAL LIFE ARENA**

COLUMBIA, S.C. - South Carolina (2-0) picked up its second win of the season Sunday night at Colonial Life Arena after an 81-49 victory versus Holy Cross (0-1). The Gamecock defense limited the Crusaders to just 17 second half points and 30 percent shooting (6-20) from the field in the half. Carolina senior guard Sindarius Thornwell had 20 points to lead all scorers.

After trailing 4-3 early in the game, Carolina went on a 9-0 run after a put-back dunk by sophomore Chris Silva that put the Gamecocks up 12-4. Senior guard Justin McKie extended the early lead to 10 after a transition layup put Carolina ahead 18-8 with 11:56 to go in the first half. McKie's layup forced Crusader Head Coach Bill Carmody to take a timeout after his team started the game 2-for-11 from the field (18.1 percent).

After the timeout, freshman guard Rakym Felder hit a 3-pointer from the top of the key to put the Gamecocks up 24-13. Carolina started the game on fire from the field, hitting 10-of-14 shots, good for 71.4 percent.

Holy Cross cut the lead to five at the 7:08 mark, but Thornwell answered with a post up bucket from the left block to put the Gamecocks up 33-26. Senior guard Duane Notice then hit a 3 on the team's next possession, putting Carolina up 10, 36-26, with 3:03 left in the opening half.

Senior guard PJ Dozier hit his third 3 of the first half from the left wing with 1:29 left to put the Gamecocks up 15. Holy Cross answered with a 3-point bucket of its own. The teams exchanged 3s again on their next possessions, as Thornwell hit from deep for Carolina and Robert Champion, the Crusaders' leading scorer from a year ago, hit one for Holy Cross. Champion's 3 cut the deficit to 12 just before the half with Carolina leading 44-32.

Thornwell led all scorers at the break with 14. Dozier was the second-leading scorer on the stat sheet with 13 first-half points for the Gamecocks. Notice had four assists to lead all players. Carolina shot 58.3 percent in the opening period, including going 8-of-13 from deep. Champion, and forward Malachi Alexander, each scored 12 points for the Crusaders to account for 24 of the team's 32 first-half points.

Carolina picked up right where it left off in the second half as Thornwell hit a 3 at the 15:03 mark to give the Gamecocks a 16-point lead, 53-37. McKie tallied his eighth point with just under 12 minutes to play with a high floater in the lane, which put Carolina up by 20, 59-39.

The Gamecocks defense remained locked in during half two. Holy Cross started the second half 4-for-13, just 30.8 percent from the field. Carolina's hot shooting continued on the offensive end, as it started the second half 8-of-16 (50 percent).

Thornwell hit his fourth 3 of the game with 8:34 left to put the Gamecocks up 66-42. He finished the night 4-for-6 from behind the arc. McKie joined Thornwell in double figures, scoring his 10th point of the night with 3:08 left after stealing the ball and taking it coast-to-coast for the lay in to give Carolina a 74-47 lead late in the game.

EXHIBITION



Official Basketball Box Score - Game Totals - Final Statistics
Newberry vs South Carolina
11/16/16 4:30 p.m. ET at Columbia, S.C. (Colonial Life Arena)

Newberry 89 • 0-0

#	Player	Total		3-Ptr		Rebounds		PF	TP	A	TO	Bk	Stl	Min
		FG	FGA	FG	FGA	Off	Def							
02	Quaman Burton	0-3	0-1	2-2	1	3	4	1	2	3	3	0	0	17
04	Rob Valentine	3-6	2-4	0-0	1	0	1	3	8	0	1	0	0	17
15	Xavier Hill	2-6	0-2	1-1	1	2	2	5	1	2	0	0	0	16
20	D.J. Copeland	3-6	2-4	0-0	1	1	2	2	8	4	0	0	1	16
30	James Stepp	5-12	3-8	0-0	1	1	2	0	13	0	3	0	3	17
00	Gerald Evans	2-5	1-1	0-0	1	3	4	0	5	3	5	0	1	23
01	Mushack Sackor	0-2	0-0	0-0	1	0	1	2	0	0	1	1	1	4
03	Marshall Lange	4-11	3-7	0-0	0	4	2	11	2	2	0	0	3	23
05	Sikander Nielsen	5-8	2-4	1-1	0	2	2	3	13	2	2	0	0	23
10	Luke Gibson	0-0	0-0	0-0	0	0	0	0	0	0	0	0	0	1
12	Jamaal Satisfield	4-5	1-1	1-3	4	4	5	3	10	0	1	0	0	13
22	Mason Speare	4-8	4-8	0-0	0	3	3	2	12	2	0	1	1	23
23	Amp Moore	1-3	0-0	0-0	1	1	2	2	1	1	0	1	1	7
	Team				1	2								
	Totals	33-75	18-40	5-7	9	24	33	22	89	18	21	2	11	200

FG % 1st Half: 17-37 45.9% 2nd Half: 16-38 42.1% Game: 33-75 44.0% Deadball Rebounds 1
3FG % 1st Half: 10-22 45.5% 2nd Half: 8-18 44.4% Game: 18-40 45.0%
FT % 1st Half: 2-2 100.0 2nd Half: 3-5 60.0% Game: 5-7 71.4%

South Carolina 107 • 0-0

#	Player	Total		3-Ptr		Rebounds		PF	TP	A	TO	Bk	Stl	Min
		FG	FGA	FG	FGA	Off	Def							
21	KOTSAR, Maik	2-3	0-0	1-2	1	2	3	0	5	2	0	0	1	17
30	SILVA, Chris	2-3	0-0	0-0	3	3	6	5	4	1	3	1	1	10
00	THORNWELL, Sindarius	13-24	2-8	6-6	6	5	11	34	5	3	5	2	0	36
10	NOTICE, Duane	5-13	4-10	3-3	0	5	5	0	17	2	1	0	0	36
15	DOZIER, PJ	7-16	0-2	3-3	1	3	4	0	17	3	0	3	0	27
02	GRAVETT, Hassani	1-3	0-0	2-2	0	1	1	4	3	2	1	0	0	14
05	BLANTON, TeMarcus	3-8	2-3	0-0	2	1	3	8	0	1	0	0	0	13
12	GUEYE, Khadim	2-2	0-0	2-5	1	6	7	2	6	1	1	0	0	20
20	MCKIE, Justin	3-5	1-2	2-2	4	2	6	1	9	4	3	0	1	19
31	HOLLIMAN, Jarrell	1-1	0-0	1-2	1	2	3	0	3	0	1	0	1	8
	Team				0	3								
	Totals	39-78	9-25	20-25	19	33	52	11	107	21	18	7	9	200

FG % 1st Half: 17-33 51.5% 2nd Half: 22-45 48.9% Game: 39-78 50.0% Deadball Rebounds 1.1
3FG % 1st Half: 5-11 45.5% 2nd Half: 4-14 28.6% Game: 9-25 36.0%
FT % 1st Half: 14-17 82.4% 2nd Half: 6-8 75.0% Game: 20-25 80.0%

Score by periods	1st	2nd	Total
Newberry	46	43	89
South Carolina	53	54	107

Points In Off 2nd Fast
NBV Paint T/O Chance Break Bench
NBV 26 16 5 11 32
SC 48 26 16 17 32

Score tied - 2 times. Lead changed - 2 times.

GAME 1



Official Basketball Box Score - Game Totals - Final Statistics
Louisiana Tech vs South Carolina
11/11/16 6:30 p.m. ET at Columbia, S.C. (Colonial Life Arena)

Louisiana Tech 76 • 0-1

#	Player	Total		3-Ptr		Rebounds		PF	TP	A	TO	Bk	Stl	Min
		FG	FGA	FG	FGA	Off	Def							
02	MCCREE, Erik	1-9	0-4	6-8	2	2	4	8	1	2	0	0	0	31
24	SHERMAN, Omar	6-9	0-2	0-0	0	7	7	2	12	0	1	2	0	32
00	BOYKINS, Jacobi	4-7	2-4	4-7	1	1	2	5	14	0	1	0	3	20
01	JEAN, Derric	4-11	2-3	8-9	3	2	5	4	18	1	4	0	1	33
25	DAVIS, Qydrar	2-4	1-3	0-0	0	0	0	3	5	0	3	0	2	26
03	HARRIS, Jalen	2-7	0-2	2-2	0	3	4	6	2	2	1	3	18	
04	BRACEY, DaQuan	5-7	2-2	0-0	1	1	5	12	2	0	0	0	23	
05	WHITE, Joniah	0-2	0-0	1-2	3	0	3	1	1	0	0	1	8	
22	WASHINGTON, J'ylan	0-0	0-0	0-0	0	0	0	0	0	1	0	0	0	4
35	POWELL, Oliver	0-0	0-0	0-0	0	4	4	0	0	1	0	0	2	9
	Team				0	0								
	Totals	24-55	7-20	21-30	9	20	29	28	76	8	14	4	11	200

FG % 1st Half: 11-29 37.9% 2nd Half: 13-26 50.0% Game: 24-55 43.6% Deadball Rebounds 6.1
3FG % 1st Half: 0-7 0.0% 2nd Half: 7-13 53.8% Game: 7-20 35.0%
FT % 1st Half: 9-14 64.3% 2nd Half: 12-16 75.0% Game: 21-30 70.0%

South Carolina 85 • 1-0

#	Player	Total		3-Ptr		Rebounds		PF	TP	A	TO	Bk	Stl	Min
		FG	FGA	FG	FGA	Off	Def							
21	KOTSAR, Maik	2-2	0-0	0-3	1	1	2	4	4	0	0	0	1	14
30	SILVA, Chris	4-6	0-0	3-5	0	2	4	11	0	1	2	0	0	18
00	THORNWELL, Sindarius	7-16	2-4	2-2	1	6	7	4	18	6	6	1	1	32
10	NOTICE, Duane	4-7	3-6	6-8	0	1	1	0	17	3	3	0	1	29
15	DOZIER, PJ	5-9	2-3	5-6	4	0	4	3	17	2	2	0	2	30
02	GRAVETT, Hassani	3-7	1-2	0-2	1	3	0	7	2	1	0	0	0	24
05	BLANTEY, Khadim	0-0	0-0	0-0	0	0	0	3	0	1	0	0	1	1
14	TUT, Ran	2-5	0-1	0-0	2	4	6	4	1	0	1	1	1	19
20	MCKIE, Justin	1-3	1-2	0-0	1	4	5	0	3	1	1	0	0	19
31	HOLLIMAN, Jarrell	2-2	0-0	0-0	0	0	2	4	1	0	0	0	0	14
	Team				3	2								
	Totals	30-57	9-18	16-26	10	25	35	20	85	16	15	4	6	200

FG % 1st Half: 16-36 44.4% 2nd Half: 14-21 66.7% Game: 30-57 52.6% Deadball Rebounds 6
3FG % 1st Half: 6-13 46.2% 2nd Half: 3-5 60.0% Game: 9-18 50.0%
FT % 1st Half: 4-5 80.0% 2nd Half: 12-21 57.1% Game: 16-26 61.5%

Score by periods	1st	2nd	Total
Louisiana Tech	31	45	76
South Carolina	42	43	85

Points In Off

GAME 3 - SOUTH CAROLINA 70, MONMOUTH 69
NOV. 15, 2016/COLONIAL LIFE ARENA

COLUMBIA, S.C. - PJ Dozier scored the game-winning jumper on a lob from Duane Notice as time expired in overtime Tuesday night at Colonial Life Arena to power South Carolina (3-0) to a 70-69 non-conference win over Monmouth (1-1). Senior guard Sindarius Thornwell led all scorers for the third-straight game with 23 points. He also had nine rebounds and five assists.

Tonight's game marks Carolina's third game in five days to open the 2016-17 season. Carolina got off to a fast start, opening the game on a 13-0 run. Thornwell and Notice each hit 3s as the Gamecocks opened the game 4-of-7 from the field. Monmouth started the game 0-for-9 and didn't get its first bucket until 13:12 left in the first half.

South Carolina pushed its run to 17-2 just before the second media timeout on a Chris Silvia made free throw. The Gamecocks went 9-for-13 from the charity stripe in the first 10 minutes, after a pair of Notice free throws made the score 19-2.

The Hawks would battle back into the game, cutting the lead to 19-7 with 7:35 left in the opening period, after taking advantage of an 0-for-11 field-goal drought for Carolina that lasted over 10 minutes. Redshirt-sophomore guard TeMarcus Blanton ended the drought after knocking down a 3 to push the Carolina lead to 22-7 with 6:59 left in the half.

Monmouth went on a 6-0 run to cut the lead to nine at 22-13, but the Gamecocks remained ahead 26-13 after back-to-back buckets by senior guard Justin McKie. The Hawks scored the final two baskets of the half to make it 29-22 as the teams headed to the locker room.

Both teams struggled shooting the ball for long stretches in the first half. Monmouth finished the first half 7-for-30 (23.3 percent), while South Carolina shot 8-of-30, good for 26.7 percent.

The Gamecocks started the second half much like half one, going on an 11-0 run after knocking down 4-of-7 shots from the field (57.1 percent). They led 38-22 at the first media timeout. Thornwell (4) and Notice (5) tallied nine of the 11 points on the run.

The Hawks started half two 2-of-9 (22.2 percent) from the field, but then went on a 16-2 run, holding Carolina scoreless for nearly five minutes before a Silva reverse lay-in. McKie and Notice each hit 3s in the stretch to make it 50-46, but the Hawks got back within two at the under-eight media timeout. Monmouth took its first lead at 52-50 with 6:52 left after a put-back lay-in by big man Diago Quinn.

Thornwell scored five straight points to put the Gamecocks back ahead, 55-52, forcing a timeout by head coach King Rice with 5:45 remaining in the second half. Monmouth then had a four-minute field goal drought before scoring four-straight to tie it up at 58-58 with 1:23 remaining. A pair of Thornwell free throws put Carolina ahead by two with 31.7 seconds left, but Micah Seaborn answered for the Hawks with two free throws of his own to tie the score again.

The Gamecocks turned it over off an inbound play with eight seconds left. Monmouth got a shot off from the right wing, but Thornwell skied high to block it. Carolina got the ball back with 07 seconds left. Dozier launched a half-court heave from the left side that rimmed in-and-out and the game headed to overtime tied at 60.

Dozier, who did not score in regulation, scored six of the team's 10 points in overtime, to propel Carolina to victory. Thornwell scored the other four points from the free throw line. Nine of his 23 points came from the charity stripe Tuesday night. Notice (15) and Silvia (10) joined Thornwell in double-figures. Silvia tallied his first career double-double after leading the team with 10 rebounds.

The Hawks finished the game with four players in double-figures. Chris Brady led the way with 17 points and 10 rebounds. Je'Lon Hornbeak (14), Micah Seaborn (11) and Justin Robinson (11) were also in double-figures for Monmouth. The Gamecocks held Robinson, who was the unanimous selection for MAAC Preseason Player of the Year, to just 2-of-13 shooting.

GAME 4 - SOUTH CAROLINA 90, SC STATE 52
NOV. 18, 2016/COLONIAL LIFE ARENA

COLUMBIA, S.C. - South Carolina (4-0) picked up a non-conference home win Friday night after downing South Carolina State (1-2) 92-50. Senior guard Sindarius Thornwell led all scorers for the fourth-straight game with 22 points (8-of-15 from the field). It was Thornwell's third 20-point game of the season.

Carolina went to the first media timeout up 11-3, after starting the game 5-of-7 from the field. The Bulldogs cut the lead to 13-8 after an Edward Stephens 3. The Gamecocks then held the Bulldogs scoreless for the next 3:25 (14:44 to 11:19). Two Khadim Gueye free throws and a jumper by Maik Kotsar pushed the lead back to nine at 17-8 at the 13:44 mark in the opening period.

In the first 10 minutes, Carolina held SC State to just 29 percent shooting (4-of-14). The Gamecocks were the exact opposite, starting the game shooting 59 percent from the field (10-for-17).

Kotsar put Carolina up 25-11 after a nifty reverse layup with 8:56 left in the opening half to force Bulldogs head coach Murray Garvin to take his first timeout of the game. After the timeout, the Gamecocks went on a 10-2 run after 3s from sophomore guard PJ Dozier and r-sophomore guard Hassani Gravett.

Thornwell pushed the lead to 40-18 after knocking down a corner 3 with five minutes left to play in the opening half. The Lancaster, S.C. native, then hit another 3 with 1:46 left to push Carolina's lead to 45-23. The 3 gave him 16 first-half points, which led all scorers. The Gamecocks ended the half on a 5-0 run to take a 50-25 lead at the break. Kotsar had eight points at the break and led the team with seven rebounds. The Bulldogs did not connect for a field goal the final 2:41 of the first half and finished 9-for-28 (32 percent) from the field.

Carolina continued to build on its lead in the second half. Kotsar hit double-figures for the first time in his career with 16:54 left in the game after a put back lay-in off a Thornwell miss. The lay-in opened up a 30-point lead for the home team, 60-30.

The Gamecocks would lead by 26 or more for the rest of the night.

Kotsar, a native of Tallin, Estonia, finished the game with 15 points and eight rebounds. He was a perfect 7-of-7 from the field.

Chris Silva was also in double-figures with 11 points. He also had seven rebounds, including four on the offensive end.

Eric Eaves, the Bulldogs leading returner scorer, finished with a game-high 14 points for SC State.

GAME 5 - SOUTH CAROLINA 61, 25/24 MICHIGAN 46
NOV. 23, 2016/COLONIAL LIFE ARENA

COLUMBIA, S.C. - South Carolina (5-0) stifled No. 25/24 Michigan (4-1) 61-46 at Colonial Life Arena Wednesday evening, handing the Wolverines their first loss of the season. The Gamecocks had four players in double figures, led by senior guard Sindarius Thornwell, who finished with 21 points and 10 rebounds. It was the Lancaster, S.C. native's fourth-straight game scoring 20-plus and his first double-double of the season.

Carolina threw the first punch Wednesday evening, jumping out to a 13-5 lead at the first media timeout with 15:42 left in the first half. Notice and Silva combined for 10 of the team's first 12 points with five apiece.

Three forced turnovers and a 6-2 advantage on the boards aided the Gamecocks solid start. The Wolverines countered with a 7-0 run to bring the score to 13-12 as Carolina went scoreless for over four minutes.

Michigan struggled to shoot the ball against South Carolina's stifling defense the entire first half, but was able to keep the game tight with solid shooting from the charity stripe. Eleven of the team's first 18 points came from the free throw line, as they went 11-of-12 (94 percent).

The Wolverines led 20-19 but a Thornwell 3 put the Gamecocks back in front 22-19 with 7:56 left in the first half. Thornwell started the game 4-of-6 with nine points. Michigan answered right away and the teams headed to the under eight media timeout tied at 22-22. Up to that point, the Wolverines were just 5-of-19 (26 percent) from the field and 1-for-10 (10 percent) from behind the arc.

Senior guard Justin McKie came off the bench and scored five straight points to put Carolina back ahead 27-23. The Gamecocks remained ahead 29-25 at the final media timeout of the half with 3:43 left. Michigan's poor shooting continued, as it was 5-for-20 (25 percent) up to that point.

Notice ended the first half emphatically for Carolina with a coast-to-coast transition layup with 20 seconds left. His layup put the Gamecocks up 33-27 at the half. Carolina held the Wolverines scoreless the final 3:19 of the half. Thornwell led all scorers in the first half with 11 points on 5-of-8 shooting. Michigan shot 6-of-24 (25 percent) and 1-of-12 from behind the 3-point line. Sophomore PJ Dozier did an outstanding job on the Wolverines leading scorer, Zak Irvin, as he went 2-of-8 and scored just five points.

It was much of the same story for Michigan in the second half, as they started 1-for-6 from the field. Sophomore Hassani Gravett hit a jumper from the right wing to put Carolina up 37-29 with 15:47 left in the game. A Notice layup then put Carolina up by 10 with 14:48 left. It was the Gamecocks' first double-digit lead of the game.

Michigan's Muhammad-Ali Abdur-Rahkman tallied a 3-point play on the ensuing possession to cut the lead to seven at 39-32. That would be the closest the Wolverines would get the rest of the night. Abdur-Rahkman's lay-in ended a 4:08 scoring drought.

After a timeout by Michigan head coach John Beilein, freshman Maik Kotsar scored on an aggressive dribble drive to his left with 10:54 left to put Carolina up 43-33. A pair of Thornwell free throws then pushed the lead to 45-33 with 10:06 left.

An and-1 put back layup by Wolverine big man Mark Donnal ended a 6:53 scoring drought for Michigan. He made the ensuing free throw to cut the lead to 51-40 with 7:35 left. Gravett halted the momentum with a lob to Silva he threw down a thunderous dunk to push the lead back to 13 at 53-40.

With 3:07 left, Kotsar slipped to the hoop again. Thornwell fed him and the freshman big man finished for his 10th point, giving Carolina its biggest lead of the game at 59-43 with 3:07 left.

A Dozier steal put the game on ice in the final 1:20. He threw an outlet pass to Thornwell, who threw it ahead to Notice. The Toronto, Ontario, native, finished to put Carolina up 61-46 with 1:14 left.

GAME 3

Official Basketball Box Score - Game Totals - Final Statistics
Monmouth vs South Carolina
 11/15/16 6:30 p.m. ET at Columbia, S.C. (Colonial Life Arena)

Monmouth 69 • 1-1

#	Player	Total		3-Ptr		Rebounds		PF	TP	A	T	Bk	Stl	Min	
		FG	FGA	FG	FGA	Off	Def								Tot
43	Brady, Chris	c	7-10	0-1	3-4	4	6	10	3	17	0	2	0	0	32
00	JAMES, Josh	g	1-5	0-0	0-0	1	1	4	2	2	1	2	0	2	29
10	Seaborn, Micah	g	2-12	1-6	6-8	1	4	5	0	11	2	1	1	4	39
11	Hornbeak, Je'Lon	g	3-12	1-5	7-7	4	5	9	4	14	2	0	1	31	
12	Robinson, Justin	g	2-13	2-9	5-6	0	2	2	4	11	4	5	0	2	38
01	Sarr, Pierre	g	2-2	0-0	0-0	0	2	2	4	10	0	1	0	1	5
14	Traore, Mustapha	g	0-0	0-0	0-0	0	0	0	0	1	0	0	0	0	3
23	Tilghman, Austin	g	0-0	0-0	0-0	0	1	1	2	0	0	4	0	1	15
20	Stewart, Collin	g	2-8	2-7	0-0	0	0	0	1	6	1	0	0	2	20
32	Quinn, Diago	g	1-1	0-0	2-2	1	1	2	3	4	0	0	0	0	4
44	Ibiyebuzo, Sam	g	0-2	0-0	0-0	3	3	6	0	0	1	2	0	9	
	Team		2	1	3										
	Totals		20-65	6-28	23-27	15	26	41	24	69	10	18	4	15	225

FG % 1st Half: 7-30 23.3% 2nd half: 10-29 34.5% OT: 3-6 50.0% Game: 20-65 30.8% Deadball Rebounds 2.4
 3FG % 1st Half: 2-13 15.4% 2nd half: 3-14 21.4% OT: 1-1 100.0% Game: 6-28 21.4%
 FT % 1st Half: 6-8 75.0% 2nd half: 15-16 93.8% OT: 2-3 66.7% Game: 23-27 85.2%

South Carolina 70 • 3-0

#	Player	Total		3-Ptr		Rebounds		PF	TP	A	T	Bk	Stl	Min	
		FG	FGA	FG	FGA	Off	Def								Tot
21	KOTSAR, Maik	f	2-5	0-0	0-0	1	1	2	4	4	1	2	0	0	26
30	SILVA, Chris	f	3-5	0-0	4-6	4	6	10	5	10	0	2	0	0	21
00	THORNWELL, Sindarius	f	6-18	2-5	9-11	3	6	9	2	23	5	3	2	41	
10	NOTICE, Duane	g	5-13	3-8	2-2	2	1	3	15	5	3	0	3	41	
15	DOZIER, PJ	g	3-10	0-2	0-0	2	2	2	2	6	2	3	0	31	
02	GRAVETT, Hassani	g	0-3	0-0	0-2	0	2	2	0	1	3	0	1	18	
04	FELDER, Rakyim	g	0-1	0-0	0-0	0	0	0	0	0	1	0	0	4	
05	BLANTON, TeMarcus	g	1-3	1-2	1-2	1	3	4	0	4	0	1	0	7	
12	GUEYE, Khadim	g	0-0	0-0	0-0	0	0	0	2	0	0	1	0	1	
20	MCKIE, Justin	g	3-10	1-6	1-2	2	4	6	2	8	0	2	0	27	
31	HOLLIMAN, Jarrell	g	0-0	0-0	0-0	1	2	2	0	1	0	0	0	9	
	Team		2	4	6										
	Totals		23-68	7-23	17-25	16	30	46	22	70	15	20	5	72	

FG % 1st Half: 9-30 30.0% 2nd half: 12-32 37.5% OT: 3-6 50.0% Game: 23-68 33.8% Deadball Rebounds 7.2
 3FG % 1st Half: 3-10 30.0% 2nd half: 4-12 33.3% OT: 1-1 100.0% Game: 7-23 30.4%
 FT % 1st Half: 10-15 66.7% 2nd half: 3-6 50.0% OT: 4-4 100.0% Game: 17-25 68.0%

Officials: Ted Valentine, Vladimir Voyard-Tadal, William Covington
 Technical fouls: Monmouth-None. South Carolina-None.
 Attendance: 9779

Score by periods	1st	2nd	OT	Total
Monmouth	22	38	9	69
South Carolina	29	31	10	70

Last FG - MON OT-01:02, SC OT-00:00.
 Largest lead - MON by 2 2nd-06:52, SC by 18 2nd-15:23.
 MON led for 01:45. SC led for 39:22. Game was tied for 03:53.

Score tied - 7 times.
 Lead changed - 6 times.

GAME 4

Official Basketball Box Score - Game Totals - Final Statistics
SC State vs South Carolina
 11/18/16 6:30 p.m. ET at Columbia, S.C. (Colonial Life Arena)

SC State 50 • 1-2

#	Player	Total		3-Ptr		Rebounds		PF	TP	A	T	Bk	Stl	Min
		FG	FGA	FG	FGA	Off	Def							
02	RILEY,Tashombe	f	3-8	0-1	4-6	1	2	3	10	0	0	0	0	26
24	KINARD,Jan	f	1-5	0-1	2-5	1	5	6	4	0	3	0	0	27
03	MORTIMER,Greg	g	1-6	0-1	2-2	2	0	2	0	4	2	2	0	28
10	RICHARDSON, "JJ" Jam	g	1-11	1-2	0-0	1	3	4	1	5	0	3	0	21
22	EAVES,"EJ" Eric	g	6-11	3-6	3-4	0	1	2	18	3	2	0	1	28
00	JONES,"LB" Ernest	g	0-0	0-0	0-0	0	0	0	0	0	0	0	0	2
01	STEPHENS,Edward	g	1-4	1-3	2-2	0	3	1	5	1	2	0	1	23
05	FIELDS,Quantez	g	0-0	0-0	0-0	0	0	0	4	0	1	0	0	7
11	POWELL, Raynor-Janai	g	1-2	0-0	0-0	0	0	0	1	2	0	1	0	15
20	WILLIAMS,Bobby	g	0-0	0-0	0-0	0	1	1	0	0	0	0	0	3
21	BOTTENBERG,David	g	0-1	0-0	0-0	0	0	0	0	0	0	0	0	1
34	REID,Jaylen	g	1-1	0-0	0-0	0	0	0	2	2	0	0	0	10
08	APPLEWHITE,Damani	g	0-3	0-0	0-2	0	0	1	0	0	0	1	0	7
	Team					3	2	5						
	Totals		16-52	5-14	13-21	8	16	24	19	50	6	14	1	60

FG % 1st Half: 9-28 32.1% 2nd half: 7-24 29.2% Game: 16-52 30.8% Deadball Rebounds 6.1
 3FG % 1st Half: 3-8 37.5% 2nd half: 2-6 33.3% Game: 5-14 35.7%
 FT % 1st Half: 4-6 66.7% 2nd half: 9-15 60.0% Game: 13-21 61.9%

South Carolina 92 • 4-0

#	Player	Total		3-Ptr		Rebounds		PF	TP	A	T	Bk	Stl	Min
		FG	FGA	FG	FGA	Off	Def							
02	KOTSAR, Maik	f	7-7	0-0	1-3	4	4	8	1	15	1	0	2	23
30	SILVA, Chris	f	3-5	0-0	5-5	3	4	7	2	11	0	1	3	14
00	THORNWELL, Sindarius	f	8-15	2-6	4-4	2	3	5	2	22	1	2	1	2

**GAME 6 - SOUTH CAROLINA 64, #18/16 SYRACUSE
NOV. 26, 2016/BROOKLYN, NY. (BARCLAYS CENTER)**

BROOKLYN - The South Carolina men's basketball team picked up another top-25 victory Saturday afternoon, earning a 64-50 win over No. 18/16 Syracuse (4-1) in the Barclays Center in Brooklyn, N.Y. as part of the Brooklyn Hoops Holiday Invite. The Gamecocks (6-0) had three players score 15 points or more, and used a fierce defensive effort to hold the Orange to 36 points under their season scoring average.

The Gamecocks set the tone early against Syracuse, softening its vaunted zone defense with a pair of 3s from Sindarius Thornwell and PJ Dozier to open the game. It took Carolina just 25 seconds to earn a lead it held for the entire half -- and ultimately, the game -- and after an 8-0 run the lead grew to 20-11 and remained at least a two-possession game for the final 10 minutes of the period.

South Carolina's defense frustrated and harassed the Orange, limiting them to just eight field goals total in the half and a 34 percent success rate from the floor. Driven by 21 points combined from Thornwell and Dozier, the Gamecocks took a 37-26 lead into the halftime break. As a team, South Carolina shot 50 percent in the half, making 11-of-21 attempts on two-point field goals thanks to great dribble penetration from the point guard tandem of Dozier and Thornwell. The duo's ability to get inside Syracuse's zone paid off all afternoon, with South Carolina enjoying a 30-8 margin in points in the paint by the time the final buzzer sounded.

Syracuse made a strong push out of intermission, starting with an 8-3 run to get the Barclays Center crowd of 8,733 on their feet in a 40-34 game. A Thornwell layup off a Maik Kotsar steal broke off the momentum for a spell, but Syracuse's pressure did not let up. Freshman Sedee Keita gave South Carolina some juice off a big block on a dunk attempt, with the ensuing rebound scooped up and taken coast-to-coast by Hassani Gravett for the lay-in. After the Orange split a pair of free throws, Duane Notice relived some more pressure on a deep 3-pointer to make it a 47-39 game with 13 minutes still to play in the game.

Foul troubles would be a major hurdle early in the second half for the Gamecocks, as Syracuse went into the double bonus with 11 minutes still to play while the Gamecocks saw the Orange whistled just twice in the same span. Free throw opportunities gave Syracuse a chance stop the clock and cut into its deficit, but Frank Howard missed four straight shots at the line to keep Carolina ahead by three possessions, 51-43, at the eight-minute mark. South Carolina's defense made sure that free throws would be the best looks the opposition could get; the Gamecocks held Syracuse without a made field goal from the 15:16 mark until a 3-pointer finally broke the spell with 6:37 to play.

South Carolina's offense would not enjoy the same success as its defense, though, as a scoring drought from 10:32 to 4:37 kept it from taking advantage of Syracuse's struggles. Kotsar flipped in his tenth point of the game off a helper from Thornwell to snap the dry spell and make it 53-46 with four minutes to go. The Orange's 17th turnover of the game on the following possession helped Carolina continue what would become a key 6-0 run over a span of three and a half minutes that put the Gamecocks back ahead by double-digits, 57-46, and they would cruise to the 64-50 win thanks to a 7-of-8 success rate at the free throw line down the stretch and just one Syracuse field goal over the final three minutes.

**GAME 7 - NO. 20/23 CAROLINA 68, VERMONT 50
NOV. 1, 2016/COLONIAL LIFE ARENA**

COLUMBIA, S.C. - No. 20/23 South Carolina (7-0) downed Vermont (6-3) 68-50 Thursday night to remain undefeated. Sophomore PJ Dozier tallied a new career-high 21 points to lead the way for the Gamecocks. Freshman Maik Kotsar (14), sophomore Chris Silva (12) and senior Sindarius Thornwell (11) were also in double-figures.

Carolina jumped out to a 7-3 lead at the first media timeout behind five points from Dozier. The Gamecock defense was stifling in the early goings as the Catamounts started the game 1-for-6 from the field (16.7 percent). Two free throws by Dre Willis cut the lead to 7-5 and ended a 4:09 scoreless draught for Vermont with 13:11 left in the first half.

The game then went back-and-forth the next few minutes as the teams traded baskets. A jumper by Vermont's Cam Ward cut it to 13-11 with 12:01 remaining in the first half, but five-straight points by Thornwell pushed the Gamecocks' lead to 18-11.

Vermont closed the gap, but South Carolina pushed the lead back to seven at 24-17 on a jumper from Hassani Gravett. A Vermont 3-pointer and a free throw brought the game back to three points at 24-21 before Silva scored seven-straight points to make it 31-23, giving Carolina its biggest lead of the half at the under-four media timeout. Dozier hit a 3 to make it 34-23 on the first possession out of the timeout. The made 3 marked a scorching 14-for-21 (66.7 percent) start from the field for the Gamecocks.

A Silva and-1 play made it 39-25 with 2:21 left. Vermont would close the half on a 7-4 run, as Carolina led 43-32 at the break. Dozier and Silva were both in double-figures for the Gamecocks with 12 points apiece at halftime. The duo tied for the team-lead in rebounds as well with four. Thornwell nearly broke into double-figures for Carolina, as he tallied nine points in the opening period. The Gamecocks finished half one 17-of-28 (60.7 percent) from the field.

Carolina came out firing on all cylinders in the second half. Two quick baskets by Kotsar and a transition alley hoop from Thornwell to Dozier forced Catamount head coach John Becker to take a timeout just two minutes into the half after the 6-0 run by the Gamecocks.

The run was stretched to 13-1 after a Dozier made 3 with 16:10 left in the game. South Carolina's hot first half shooting continued as they started 6-of-7 (85.7 percent) from the field after the break.

The Gamecocks led 58-37 at the under 12 media timeout with 11:09 left after pushing the run to 16-5. From there, Carolina would lead by 19 or more the rest of the game.

Kotsar exploded in the second half with 12 points to lead all scorers. Dozier added nine and tallied his first career 20-point game with 4:52 left after a made layup. Thornwell got into double-figures with a made put back late, as he finished with 11 points and led the team with nine assists, which tied a career single-game high for the senior. The Lancaster, S.C. native, has been in double-figures every game this season for South Carolina.

GAME 6



Official Basketball Box Score - Game Totals - Final Statistics
South Carolina vs Syracuse
11/26/16 2:30 p.m. at Brooklyn, N.Y. (Barclays Center)

South Carolina 64 • 6-0

#	Player	Total			3-Ptr			Rebounds			PF	TP	A	TO	Blk	Stl	Min
		FG	FGA	FT	FTA	FG	FGA	FT	FTA	Off							
21	KOTSAR, Maik	f	7-9	0-0	2-2	0	2	2	3	16	0	2	0	2	0	30	
30	SILVA, Chris	f	1-4	0-0	1-2	4	2	6	3	3	1	2	0	0	0	16	
00	THORNWELL, Sindarius	g	3-6	1-2	9-10	2	4	6	3	16	5	3	0	0	3	31	
10	NOTICE, Duane	g	2-7	2-4	1-2	1	2	3	3	7	2	1	0	1	0	32	
05	DOZIER, PJ	g	7-16	1-4	0-0	2	8	10	3	15	1	3	0	0	3	29	
02	GRAVETT, Hassani	g	1-4	0-2	0-0	0	3	3	1	2	2	1	0	0	2	21	
04	FELDER, Rakym	g	0-0	0-0	0-0	0	0	0	0	2	0	0	0	0	0	2	
05	BLANTON, TeMarcus	g	1-1	0-0	0-0	0	0	0	0	2	0	0	0	0	0	4	
12	GUEYE, Khadim	g	0-0	0-0	0-0	0	0	0	0	2	0	0	0	0	0	4	
20	MCKIE, Justin	g	1-2	0-1	1-3	0	2	2	0	3	1	2	0	0	0	16	
24	KEITA, Sedee	g	0-2	0-0	0-0	0	1	1	1	0	1	1	1	1	1	15	
	Team					1	3	4									
Totals			23-51	4-13	14-19	10	27	37	21	64	13	15	1	12	200		

FG % 1st Half: 14-28 50.0% 2nd half: 9-23 39.1% Game: 23-51 45.1% Deadball Rebounds 1.2
3FG % 1st Half: 3-7 42.9% 2nd half: 1-6 16.7% Game: 4-13 30.8%
FT % 1st Half: 6-9 66.7% 2nd half: 8-10 80.0% Game: 14-19 73.7%

Syracuse 50 • 4-1

#	Player	Total			3-Ptr			Rebounds			PF	TP	A	TO	Blk	Stl	Min
		FG	FGA	FT	FTA	FG	FGA	FT	FTA	Off							
20	LYDON, Tyler	f	5-12	3-5	5-6	0	7	7	2	18	0	6	0	1	35		
21	ROBERSON, Tyler	f	0-3	0-0	1-2	3	3	6	2	1	0	2	0	0	21		
32	COLEMAN, DaJuan	c	1-2	0-0	2-4	1	3	4	2	4	1	0	0	1	15		
01	HOWARD, Frank	g	3-7	1-2	3-7	0	0	0	3	10	3	1	0	2	24		
05	WHITE III, Andrew	g	3-9	1-5	3-4	0	3	3	2	10	0	1	0	1	34		
04	GILLON, John	g	1-1	1-1	0-1	0	1	1	0	3	3	5	0	1	28		
12	THOMPSON, Taurian	g	1-6	0-1	2-2	1	1	2	4	4	0	2	0	0	13		
13	CHUKWU, Paschal	g	0-2	0-0	0-0	3	1	4	0	0	0	0	0	0	17		
25	BATTLE, Tyus	g	0-2	0-1	0-0	0	0	0	0	2	0	0	1	0	13		
	Team					1	2	3									
Totals			14-44	6-15	16-26	9	21	30	19	50	9	17	2	6	200		

FG % 1st Half: 8-23 34.8% 2nd half: 6-21 28.6% Game: 14-44 31.8% Deadball Rebounds 4
3FG % 1st Half: 4-8 50.0% 2nd half: 2-7 28.6% Game: 6-15 40.0%
FT % 1st Half: 6-9 66.7% 2nd half: 10-17 58.8% Game: 16-26 61.5%

Officials: Brent Hampton, Tony Green, Lamar Simpson
Technical fouls: South Carolina-None. Syracuse-None.
Attendance: 8733
Brooklyn Hoops Holiday Invitational
Most Outstanding Player: Sindarius Thornwell (SC)

Score by periods	1st	2nd	Total
South Carolina	37	27	64
Syracuse	26	24	50

Last FG - SC 2nd-01:25, SU 2nd-01:02.
Largest lead - SC by 16 2nd-01:25, SU None.
SC led for 39:35, SU led for 00:00. Game was tied for 00:25.

GAME 7



Official Basketball Box Score - Game Totals - Final Statistics
Vermont vs South Carolina
12/1/16 6:30 p.m. ET at Columbia, S.C. (Colonial Life Arena)

Vermont 50 • 6-3

#	Player	Total			3-Ptr			Rebounds			PF	TP	A	TO	Blk	Stl	Min
		FG	FGA	FT	FTA	FG	FGA	FT	FTA	Off							
03	Lamb, Anthony	f	5-9	1-3	1-3	1	2	3	5	12	0	6	0	1	23		
35	Henson, Payton	f	2-5	0-1	2-2	4	4	8	0	6	0	2	0	1	27		
02	Bell-Haynes, Trae	g	2-5	0-0	1-2	0	0	0	0	5	0	3	0	4	15		
20	Duncan, Ernie	g	2-9	2-7	0-0	0	3	3	2	6	1	0	0	0	33		
34	Steidl, Kurt	g	1-7	1-6	0-0	0	3	3	0	3	0	1	0	0	24		
01	Hearlthy, Josh	g	1-3	0-1	0-0	1	0	1	1	2	1	0	1	0	17		
12	Payen, Darren	g	0-1	0-0	0-0	0	1	1	0	0	0	0	0	0	3		
14	Ward, Cam	g	2-5	1-2	0-0	0	1	1	2	5	2	3	0	0	17		
24	Willis, Dre	g	2-4	0-0	4-5	2	3	5	2	8	2	0	0	1	23		
25	Urquhart, Drew	g	1-3	0-0	1-2	1	2	3	2	3	0	1	1	0	18		
	Team					1	2	3									
Totals			18-51	5-20	9-14	10	21	31	14	50	5	18	2	7	200		

FG % 1st Half: 11-27 40.7% 2nd half: 7-24 29.2% Game: 18-51 35.3% Deadball Rebounds 1.2
3FG % 1st Half: 4-11 36.4% 2nd half: 1-9 11.1% Game: 5-20 25.0%
FT % 1st Half: 6-7 85.7% 2nd half: 3-7 42.9% Game: 9-14 64.3%

South Carolina 68 • 7-0

#	Player	Total			3-Ptr			Rebounds			PF	TP	A	TO	Blk	Stl	Min
		FG	FGA	FT	FTA	FG	FGA	FT	FTA	Off							
21	KOTSAR, Maik	f	7-10	0-0	0-0	0	5	5	2	14	0	2	0	1	26		
30	SILVA, Chris	f	5-6	0-0	2-2	3	3	6	3	12	0	2	1	1	18		
00	THORNWELL, Sindarius	g	4-10	1-2	2-3	3	2	5	1	11	9	0	0	3	29		
10	NOTICE, Duane	g	1-6	0-4	0-0	0	2	2	1	2	4	2	0	0	28		
15	DOZIER, PJ	g	9-15	3-5	0-1	1	5	6	3	21	1	3	0	3	32		
02	GRAVETT, Hassani	g	1-2	0-0	0-0	0	0	0	0	2	0	0	0	0	10		
04	FELDER, Rakym	g	0-1	0-0	0-0	0	2	2	0	0	1	0	0	1	13		
12	GUEYE, Khadim	g	0-1	0-0	0-0	0	0	0	0	2	0	0	0	0	6		
13	CORCHIANY, Tommy	g	0-0	0-0	0-0	0	0	0	0	0	0	0	0	0	1		
14	TUT, Ran	g	0-1	0-0	0-0	0	2	2	0	0	0	0	0	0	3		
20	MCKIE, Justin	g	1-6	0-2	0-0	1	2	3	1	2	3	0	0	2	20		
24	KEITA, Sedee	g	1-4	0-0	2-2	1	2	3	2	4	0	1	0	0	10		
25	SCHMITT, Christian	g	0-0	0-0	0-0	0	0	0	0	0	0	0	0	0	1		
31	HOLLIMAN, Jarrell	g	0-0	0-0	0-0	0	0	0	0	0	0	0	0	0	3		
	Team					1	1	2									
Totals			29-62	4-13	6-7	10	26	36	15	68	18	13	3	11	200		

FG % 1st Half: 17-28 60.7% 2nd half: 12-34 35.3% Game: 29-62 46.8% Deadball Rebounds 1.1
3FG % 1st Half: 3-8 37.5% 2nd half: 1-5 20.0% Game: 4-13 30.8%
FT % 1st Half: 6-7 85.7% 2nd half: 0-0 0.0% Game: 6-7 85.7%

Officials: Pat Adams, Jeffrey Clark, Michael Stephens
Technical fouls: Vermont-None. South Carolina-None.
Attendance: 11579

Score by periods	1st	2nd	Total
Vermont	32	18	50
South Carolina	43	25	68

Last FG - VERMONT 2nd-01:12, SC 2nd-04:00.
Largest lead - VERMONT None, SC by 23 2nd-16:10.
VERMONT led for 00:00, SC led for 38:00. Game was tied for 00:20.



#20 - JUSTIN MCKIE

SENIOR | GUARD | 6'4" | 204 | 3 LETTERS

COLUMBIA, S.C./IRMO

SEASON NOTABLES

- Tallied nine points and pulled down six rebounds in the exhibition win vs. Newberry
- Tallied three points and pulled down five rebounds off the bench in opening win vs. La Tech (Nov. 11)
- Posted the second double-figure scoring game of his career with 10 points on 5-of-7 shooting vs. Holy Cross (Nov. 13)
- Led bench scorers with eight points in 27 minutes, also collecting a career high six rebounds in Carolina's OT win vs. Monmouth (Nov. 15)
- Scored six points, grabbed four rebounds, tallied two assists and led all bench players in minutes (21) for the third consecutive game in win vs. SC State (Nov. 18)
- Played 17 minutes off the bench and logged five points, four rebounds and one block in win vs. No. 25/24 Michigan (Nov. 23)
- Had three points, two rebounds and an assist in 16 minutes played in win vs. No. 18/16 Syracuse (Nov. 26)
- Scored two points, had two steals and two rebounds in 20 minutes off the bench in win vs. Vermont (Dec. 1)

MCKIE'S CAREER HIGHS

Points

Career 12, at Marshall (Dec. 1, 2014)
 Season 10, vs. Holy Cross (Nov. 13, 2016)

Field Goals

Career 5, twice, last vs. Holy Cross (Nov. 13, 2016)
 Season 5, vs. Holy Cross (Nov. 13, 2016)

Field Goal Attempts

Career 10, vs. Monmouth (Nov. 15, 2016)
 Season 10, vs. Monmouth (Nov. 15, 2016)

3-Point Field Goals

Career 2, twice, last vs. UNC Asheville (Nov. 26, 2014)
 Season 1, 3x, last vs. Michigan (Nov. 23, 2016)

3-Point Field Goal Attempts

Career 6, vs. Monmouth (Nov. 15, 2016)
 Season 6, vs. Monmouth (Nov. 15, 2016)

Free Throws

Career 4, vs. Florida (Jan. 7, 2015)
 Season 1, twice, last vs. Syracuse (Nov. 26, 2016)

Free Throw Attempts

Career 4, 3x, last vs. Missouri (Jan. 16, 2016)
 Season 3, vs. Syracuse (Nov. 26, 2016)

Rebounds

Career 6, vs. Monmouth (Nov. 15, 2016)
 Season 6, vs. Monmouth (Nov. 15, 2016)

Assists

Career 5, vs. Lipscomb (Nov. 27, 2015)
 Season 3, vs. Vermont (Dec. 1, 2016)

Blocks

Career 1, twice, last vs. Michigan (Nov. 23, 2016)
 Season 1, vs. Michigan (Nov. 23, 2016)

Steals

Career 2, twice, last vs. Vermont (Dec. 1, 2016)
 Season 2, vs. Vermont (Dec. 1, 2016)

Minutes Played

Career 27, vs. Monmouth (Nov. 15, 2016)
 Season 27, vs. Monmouth (Nov. 15, 2016)

2016-17

Opponent	Date	GS	Min	FG-FGA	Pct	3FG-FGA	Pct	FFFTA	Pct	Off	Def	Tot	Avg	PF	FO	A	TO	Blk	Stl	Pts	Avg
Louisiana Tech	11/11/16	19	1-3	.333	1-2	.500	0-0	.000	1	4	5	5.0	0	0	1	1	0	0	3	3.0	
Holy Cross	11/13/16	22	5-7	.714	0-2	.000	0-0	.000	0	1	1	3.0	0	0	0	0	0	0	10	6.5	
Monmouth	11/15/16	27	3-10	.300	1-6	.167	1-2	.500	2	4	6	4.0	2	0	0	2	0	0	8	7.0	
SC State	11/18/16	21	3-6	.500	0-2	.000	0-0	.000	1	3	4	4.0	1	0	2	0	0	0	6	6.8	
Michigan	11/23/16	17	2-3	.666	1-2	.500	0-0	.000	0	4	4	4.0	3	0	0	0	1	0	5	6.4	
vs. Syracuse	11/26/16	16	1-2	.500	0-1	.000	1-3	.333	0	2	2	3.7	0	0	1	2	0	0	3	5.8	
Vermont	12/1/16	20	1-6	.167	0-2	.000	0-0	.000	1	2	3	3.6	1	0	3	0	0	2	2	5.3	
FIU	12/4/16																				
vs. Seton Hall	12/12/16																				
at USF	12/17/16																				
Clemson	12/21/16																				
Lander	12/27/16																				
at Memphis	12/30/16																				
at Georgia	1/4/17																				
Texas A&M	1/7/17																				
at Tennessee	1/11/17																				
Ole Miss	1/14/17																				
Florida	1/18/17																				
at Kentucky	1/21/17																				
Auburn	1/24/17																				
at Missouri	1/28/17																				
at LSU	2/1/17																				
Georgia	2/4/17																				
Alabama	2/7/17																				
at Mississippi State	2/11/17																				
Arkansas	2/15/17																				
at Vanderbilt	2/18/17																				
at Florida	2/21/17																				
Tennessee	2/25/17																				
Mississippi State	2/28/17																				
at Ole Miss	3/4/17																				
vs. SEC Tournament	TBD																				
vs. NCAA Tournament	TBD																				

CAREER STATISTICS

Season	GP-GS	Min	Avg	FG	FGA	Pct	3FG	3FGA	Pct	FT	FTA	Pct	Off	Def	Tot	Avg	PF	FO	Ast	TO	Blk	Stl	Pts	Avg
2013-14	17-0	80	4.7	3	17	.176	1	8	.125	2	4	.500	4	12	16	0.9	8	0	5	5	0	3	9	0.5
2014-15	25-0	282	11.3	26	67	.388	11	36	.306	18	23	.783	11	33	44	1.8	20	0	8	11	3	9	81	3.2
2015-16	27-0	217	8.0	14	47	.298	3	18	.167	9	14	.643	7	20	27	1.0	21	1	22	7	2	2	40	1.5
2016-17	7-0	142	20.3	16	37	.432	3	17	.176	2	5	.400	5	20	25	3.6	7	0	7	5	1	2	37	5.3
Totals	76-0	721	9.5	59	168	.351	18	79	.228	31	46	.674	27	85	112	1.5	56	1	42	28	6	16	167	2.2

CAREER SEC STATISTICS

Season	GP-GS	Min	Avg	FG	FGA	Pct	3FG	3FGA	Pct	FT	FTA	Pct	Off	Def	Tot	Avg	PF	FO	Ast	TO	Blk	Stl	Pts	Avg	
2014	9-0	56	6.2	2	11	.182	1	5	.200	0	0	.000	1	9	10	1.1	7	0	5	5	0	2	5	0.6	
2015	12-0	130	10.8	5	21	.238	2	11	.182	6	6	1.000	6	12	18	1.5	10	0	1	6	1	2	18	1.5	
2016	12-0	79	6.6	4	14	.286	0	3	.000	3	6	.500	4	3	7	0.6	4	0	7	4	0	1	11	0.9	
2017																									
Totals	33-0	265	8.0	11	46	.239	3	19	.158	9	12	.750	11	24	35	1.1	21	0	13	15	1	5	34	1.0	



#10 - DUANE NOTICE

SENIOR | GUARD | 6'2" | 225 | 3 LETTERS

TORONTO, ONTARIO, CANADA/ST. THOMAS MORE (OAKDALE, CONN.)

SEASON NOTABLES

- Tallied 17 points, hitting four 3s in the exhibition win vs. Newberry
- 17 points with three assists and a steal in opener vs. La Tech (Nov. 11)
- Dished a team high five assists in win vs. Holy Cross (Nov. 13)
- Dished the game winning assist on PJ Dozier's jumper as time expired in OT win over Monmouth (Nov. 15)
- Scored 15 points with five assists and a team high three steals vs. the Hawks
- Tied for team lead with 25 minutes played in win vs. SC State (Nov. 18)
- Led team with 35 minutes in win vs. No. 25/24 Michigan (Nov. 23), one of four Gamecocks in double figures with 13 points, also had five rebounds, which was a season-high
- Played 32 minutes, which led team, in win vs. No. 18/16 Syracuse (Nov. 26), tallied seven points, three rebounds, two assists and a steal in the victory
- Tallied two points, four assists and two rebounds in 28 minutes in win vs. Vermont (Dec. 1)

NOTICE'S CAREER HIGHS

Points

Career 27, at Marshall (Dec. 1, 2014)
 Season 17, vs. La Tech (Nov. 11, 2016)

Field Goals

Career 10, at Marshall (Dec. 1, 2014)
 Season 5, twice, last vs. Michigan (Nov. 23, 2016)

Field Goal Attempts

Career 18, twice, last at LSU (Jan. 28, 2015)
 Season 13, vs. Monmouth (Nov. 15, 2016)

3-Point Field Goals

Career 5, twice, last at Missouri (Feb. 17, 2016)
 Season 3, twice, last vs. Monmouth (Nov. 15, 2016)

3-Point Field Goal Attempts

Career 11, twice, last at Alabama (Feb. 24, 2015)
 Season 8, vs. Monmouth (Nov. 15, 2016)

Free Throws

Career 12, vs. Memphis (Jan. 2, 2016)
 Season 6, vs. La Tech (Nov. 11, 2016)

Free Throw Attempts

Career 12, vs. Memphis (Jan. 2, 2016)
 Season 8, vs. La Tech (Nov. 11, 2016)

Rebounds

Career 8, vs. Auburn (March 12, 2014)
 Season 5, vs. Michigan (Nov. 23, 2016)

Assists

Career 8, twice, last vs. Florida (Feb. 20, 2016)
 Season 5, twice, last vs. Monmouth (Nov. 15, 2016)

Blocks

Career 1, 8x, last vs. Lipscomb (Nov. 27, 2015)
 Season -

Steals

Career 3, 6x, last vs. Monmouth (Nov. 15, 2016)
 Season 3, vs. Monmouth (Nov. 15, 2016)

Minutes Played

Career 41, vs. Monmouth (Nov. 15, 2016)
 Season 41, vs. Monmouth (Nov. 15, 2016)

2016-17

Opponent	Date	GS	Min	FG-FGA	Pct	3FG-FGA	Pct	FT-FTA	Pct	Off	Def	Tot	Avg	PF	FO	A	TO	Blk	Stl	Pts	Avg
Louisiana Tech	11/11/16	*	29	4-7	.571	3-6	.500	6-8	.750	0	1	1	1.0	0	0	3	3	0	1	17	17.0
Holy Cross	11/13/16	*	23	2-5	.400	2-4	.500	0-0	.000	0	0	0	0.5	1	0	5	3	0	1	6	11.5
Monmouth	11/15/16	*	41	5-13	.384	3-8	.375	2-2	1.000	2	1	3	1.3	1	0	5	3	0	3	15	12.7
SC State	11/18/16	*	25	1-5	.200	1-5	.200	2-2	1.000	0	0	0	1.0	1	0	4	3	0	0	5	10.8
Michigan	11/23/16	*	35	5-12	.417	1-5	.200	2-4	.500	2	3	5	1.8	1	0	0	0	0	1	13	11.2
vs. Syracuse	11/26/16	*	32	2-7	.286	2-4	.500	1-2	.500	1	2	3	2.0	3	0	2	1	0	1	7	10.5
Vermont	12/1/16	*	28	1-6	.167	0-4	.000	0-0	.000	0	2	2	2.0	1	0	4	2	0	0	2	9.3
FIU	12/4/16																				
vs. Seton Hall	12/12/16																				
at USF	12/17/16																				
Clemson	12/21/16																				
Lander	12/27/16																				
at Memphis	12/30/16																				
at Georgia	1/4/17																				
Texas A&M	1/7/17																				
at Tennessee	1/11/17																				
Ole Miss	1/14/17																				
Florida	1/18/17																				
at Kentucky	1/21/17																				
Auburn	1/24/17																				
at Missouri	1/28/17																				
at LSU	2/1/17																				
Georgia	2/4/17																				
Alabama	2/7/17																				
at Mississippi State	2/11/17																				
Arkansas	2/15/17																				
at Vanderbilt	2/18/17																				
at Florida	2/21/17																				
Tennessee	2/25/17																				
Mississippi State	2/28/17																				
at Ole Miss	3/4/17																				
vs. SEC Tournament	TBD																				
vs. NCAA Tournament	TBD																				

CAREER STATISTICS

Season	GP-GS	Min	Avg	FG	FGA	Pct	3FG	3FGA	Pct	FT	FTA	Pct	Off	Def	Tot	Avg	PF	FO	Ast	TO	Blk	Stl	Pts	Avg
2013-14	34-22	856	25.2	90	237	.380	21	58	.362	78	116	.672	35	64	99	2.9	72	2	99	89	4	20	279	8.2
2014-15	33-33	987	29.9	127	337	.377	61	168	.363	72	91	.791	20	67	87	2.6	61	0	89	60	4	29	387	11.7
2015-16	34-8	935	27.5	115	298	.389	68	171	.398	68	91	.747	26	57	83	2.4	55	0	78	35	1	32	366	10.8
2016-17	7-7	213	30.4	20	55	.364	12	36	.333	13	18	.722	5	9	14	2.0	8	0	23	15	0	7	65	9.3
Totals	108-70	2991	27.7	352	925	.381	162	433	.374	231	316	.731	86	197	283	2.6	196	2	289	199	9	88	1097	10.2

CAREER SEC STATISTICS

Season	GP-GS	Min	Avg	FG	FGA	Pct	3FG	3FGA	Pct	FT	FTA	Pct	Off	Def	Tot	Avg	PF	FO	Ast	TO	Blk	Stl	Pts	Avg
2014	18-14	516	28.7	48	133	.361	8	30	.267	46	71	.648	19	34	53	2.9	41	1	50	58	1	11	150	8.3
2015	18-18	548	30.4	62	191	.325	33	102	.324	26	36	.722	12	35	47	2.6	35	0	48	30	2	11	183	10.2
2016	18-5	533	29.6	63	153	.412	40	97	.412	22	33	.667	15	31	46	2.6	34	0	43	22	0	17	188	10.4
2017																								
Totals	54-37	1597	29.6	173	477	.363	81	229	.354	94	140	.671	46	100	146	2.7	110	1	141	110	3	39	521	9.6



#0 - SINDARIUS THORNWELL

SENIOR | GUARD | 6'5" | 211 | 3 LETTERS

LANCASTER, S.C./OAK HILL ACADEMY (WILSON, VA.)

SEASON NOTABLES

- Led the team with 34 points, 11 rebounds and five assists in the exhibition win vs. Newberry
- Led the team with 18 points, seven rebounds and six assists in opener vs. La Tech
- Posted the 16th 20-point game of his career with a team high 20 points, hitting four 3s, in win vs. Holy Cross (Nov. 13)
- Led the team for the third straight game to open the season with 23 points, nine rebounds, five assists and a pair of steals to go along with a career high three blocks in the OT win over Monmouth (Nov. 15)
- Tallied third 20-point game of the season (17th of career) after leading team in points with 22 for the fourth straight game, also had five rebounds in 25 minutes played in win vs. SC State (Nov. 18)
- Tallied fourth-straight 20-point game of the season after leading team with 21 in win vs. No. 25/24 Michigan (Nov. 23), also had 10 rebounds to record first double-double of the season, shot 8-of-12 (67 percent) from the field
- Tied for team-lead with 16 points in win vs. No. 18/16 Syracuse (Nov. 26), had six rebounds, team-high five assists and three steals in 31 minutes, went 9-of-10 from the free-throw line
- Scored 11 points and tied a single-game career-high with nine assists in win vs. Vermont (Dec. 1), also had five rebounds and tied for the team lead with three steals

THORNWELL'S CAREER HIGHS

Points

Career 26, at Georgia (Jan. 22, 2014)
 Season 23, vs. Monmouth (Nov. 15, 2016)

Field Goals

Career 9, 4x, last at Arkansas (March 5, 2016)
 Season 8, twice, last vs. Michigan (Nov. 23, 2016)

Field Goal Attempts

Career 24, vs. Charlotte (Nov. 21, 2014)
 Season 18, vs. Monmouth (Nov. 15, 2016)

3-Point Field Goals

Career 5, at Auburn (Jan. 5, 2016)
 Season 4, vs. Holy Cross (Nov. 13, 2016)

3-Point Field Goal Attempts

Career 10, twice, last vs. Charlotte (Nov. 21, 2014)
 Season 6, twice, last vs. SC State (Nov. 18, 2016)

Free Throws

Career 11, vs. LSU (Feb. 10, 2016)
 Season 9, twice, last vs. Syracuse (Nov. 26, 2016)

Free Throw Attempts

Career 14, twice, last vs. LSU (Feb. 10, 2016)
 Season 11, vs. Monmouth (Nov. 15, 2016)

Rebounds

Career 11, 4x, last at Arkansas (March 5, 2016)
 Season 10, vs. Michigan (Nov. 23, 2016)

Assists

Career 9, 3x, last vs. Vermont (Dec. 1, 2016)
 Season 9, vs. Vermont (Dec. 1, 2016)

Blocks

Career 3, twice, last vs. Michigan (Nov. 23, 2016)
 Season 3, twice, last vs. Michigan (Nov. 23, 2016)

Steals

Career 6, vs. UNC Asheville (Nov. 26, 2014)
 Season 3, twice, last vs. Vermont (Dec. 1, 2016)

Minutes Played

Career 44, vs. Florida (Feb. 20, 2016)
 Season 41, vs. Monmouth (Nov. 15, 2016)

2016-17

Opponent	Date	GS	Min	FG-FGA	Pct	3FG-FGA	Pct	FFFTA	Pct	Off	Def	Tot	Avg	PF	FO	A	TO	Blk	Stl	Pts	Avg
Louisiana Tech	11/11/16	*	32	7-16	.438	2-4	.500	2-2	1.000	1	6	7	7.0	4	0	6	6	1	1	18	18.0
Holy Cross	11/13/16	*	27	5-9	.555	4-6	.667	6-6	1.000	3	5	8	6.0	1	0	0	0	2	0	20	19.0
Monmouth	11/15/16	*	41	6-18	.333	2-5	.400	9-11	.818	3	6	9	7.0	2	0	5	3	3	2	23	20.3
SC State	11/18/16	*	25	8-15	.533	2-6	.333	4-4	1.000	2	3	5	6.5	2	0	1	2	0	1	22	20.8
Michigan	11/23/16	*	32	8-12	.667	2-4	.500	3-5	.600	1	9	10	7.2	1	0	3	4	3	1	21	20.8
vs. Syracuse	11/26/16	*	31	3-6	.500	1-2	.500	9-10	.900	2	4	6	7.0	3	0	5	3	0	3	16	20.0
Vermont	12/1/16	*	29	4-10	.400	1-2	.500	2-2	1.000	3	2	5	6.7	1	0	9	1	0	3	11	18.7
FIU	12/4/16																				
vs. Seton Hall	12/12/16																				
at USF	12/17/16																				
Clemson	12/21/16																				
Lander	12/27/16																				
at Memphis	12/30/16																				
at Georgia	1/4/17																				
Texas A&M	1/7/17																				
at Tennessee	1/11/17																				
Ole Miss	1/14/17																				
Florida	1/18/17																				
at Kentucky	1/21/17																				
Auburn	1/24/17																				
at Missouri	1/28/17																				
at LSU	2/1/17																				
Georgia	2/4/17																				
Alabama	2/7/17																				
at Mississippi State	2/11/17																				
Arkansas	2/15/17																				
at Vanderbilt	2/18/17																				
at Florida	2/21/17																				
Tennessee	2/25/17																				
Mississippi State	2/28/17																				
at Ole Miss	3/4/17																				
vs. SEC Tournament	TBD																				
vs. NCAA Tournament	TBD																				

CAREER STATISTICS

Season	GP-GS	Min	Avg	FG	FGA	Pct	3FG	3FGA	Pct	FT	FTA	Pct	Off	Def	Tot	Avg	PF	FO	Ast	TO	Blk	Stl	Pts	Avg
2013-14	34-34	1007	29.6	143	370	.386	37	100	.370	131	178	.736	48	91	139	4.1	100	2	101	106	21	40	454	13.4
2014-15	33-33	1011	30.6	114	335	.340	38	142	.268	101	141	.716	50	111	161	4.9	83	3	73	71	11	43	367	11.1
2015-16	34-34	1125	33.1	144	377	.382	46	138	.333	123	161	.764	39	124	163	4.8	66	0	130	77	16	50	457	13.4
2016-17	7-7	217	31.0	41	86	.477	14	29	.483	35	40	.875	14	33	47	6.7	14	0	29	19	9	11	131	18.7
Totals	108-108	3360	31.1	442	1168	.378	135	409	.330	390	520	.750	151	359	510	4.7	263	5	333	273	57	144	1409	13.0

CAREER SEC STATISTICS

Season	GP-GS	Min	Avg	FG	FGA	Pct	3FG	3FGA	Pct	FT	FTA	Pct	Off	Def	Tot	Avg	PF	FO	Ast	TO	Blk	Stl	Pts	Avg
2014	18-18	597	33.2	90	229	.393	21	60	.350	79	105	.752	29	56	85	4.7	55	2	72	75	13	21	280	15.6
2015	18-18	578	32.1	55	180	.306	23	83	.277	58	76	.763	24	52	76	4.2	47	2	39	44	3	19	191	10.6
2016	18-18	634	35.2	83	219	.379	25	73	.342	67	87	.770	25	60	85	4.7	34	0	71	44	10	26	258	14.3
2017																								
Totals	54-54	1809	33.5	228	628	.363	69	216	.319	204	268	.761	78	168	246	4.6	136	4	182	163	26	66	729	13.5



#31 JARRELL HOLLIMAN

R-JUNIOR | FORWARD | 6'7" | 206 | 2 LETTERS

ALPHARETTA, GA./ALPHARETTA/ELMHURST COLLEGE

SEASON NOTABLES

- Tallied three points in eight minutes in the exhibition win vs. Newberry
- Scored the first points of his Gamecock career and played a career high 14 minutes in season opener vs. La Tech (Nov. 11)
- Collected a rebound in 12 minutes vs. Holy Cross (Nov. 13)
- Pulled down two rebounds in nine minutes in OT win vs. Monmouth (Nov. 15)
- Played eight minutes and snagged one rebound in win vs. SC State (Nov. 18)
- Saw three minutes of action and logged one block (first of career) in win vs. Vermont (Dec. 1)

HOLLIMAN'S CAREER HIGHS

Points

Career 4, vs. La Tech (Nov. 11, 2016)

Season 4, vs. La Tech (Nov. 11, 2016)

Field Goals

Career 2, vs. La Tech (Nov. 11, 2016)

Season 2, vs. La Tech (Nov. 11, 2016)

Field Goal Attempts

Career 2, vs. La Tech (Nov. 11, 2016)

Season 2, vs. La Tech (Nov. 11, 2016)

3-Point Field Goals

Career -

Season -

3-Point Field Goal Attempts

Career -

Season -

Free Throws

Career -

Season -

Free Throw Attempts

Career -

Season -

Rebounds

Career 2, vs. Monmouth (Nov. 15, 2016)

Season 2, vs. Monmouth (Nov. 15, 2016)

Assists

Career 1, twice, last vs. Monmouth (Nov. 15, 2016)

Season 1, twice, last vs. Monmouth (Nov. 15, 2016)

Blocks

Career 1, vs. Vermont (Dec. 1, 2016)

Season 1, vs. Vermont (Dec. 1, 2016)

Steals

Career -

Season -

Minutes Played

Career 14, vs. La Tech (Nov. 11, 2016)

Season 14, vs. La Tech (Nov. 11, 2016)

2016-17

Opponent	Date	GS	Min	FG-FGA	Pct	3FG-FGA	Pct	FT-FTA	Pct	Off	Def	Tot	Avg	PF	FO	A	TO	Blk	Stl	Pts	Avg
Louisiana Tech	11/11/16		14	2-2	1.000	0-0	.000	0-0	.000	0	0	0	0.0	2	0	1	0	0	0	4	4.0
Holy Cross	11/13/16		12	0-1	.000	0-0	.000	0-0	.000	1	0	1	0.5	2	0	0	0	0	0	0	2.0
Monmouth	11/15/16		9	0-0	.000	0-0	.000	0-0	.000	1	2	1.0	2.0	2	0	1	0	0	0	0	1.3
SC State	11/18/16		8	0-1	.000	0-0	.000	0-0	.000	0	1	1.0	2.0	2	0	0	0	0	0	0	1.0
Michigan	11/23/16	-	-	-	-	-	-	-	-	-	-	-	-	-	-	-	-	-	-	-	-
vs. Syracuse	11/26/16	-	-	-	-	-	-	-	-	-	-	-	-	-	-	-	-	-	-	-	-
Vermont	12/1/16		3	0-0	.000	0-0	.000	0-0	.000	0	0	0	0.8	0	0	0	0	1	0	0	0.8
FIU	12/4/16																				
vs. Seton Hall	12/12/16																				
at USF	12/17/16																				
Clemson	12/21/16																				
Lander	12/27/16																				
at Memphis	12/30/16																				
at Georgia	1/4/17																				
Texas A&M	1/7/17																				
at Tennessee	1/11/17																				
Ole Miss	1/14/17																				
Florida	1/18/17																				
at Kentucky	1/21/17																				
Auburn	1/24/17																				
at Missouri	1/28/17																				
at LSU	2/1/17																				
Georgia	2/4/17																				
Alabama	2/7/17																				
at Mississippi State	2/11/17																				
Arkansas	2/15/17																				
at Vanderbilt	2/18/17																				
at Florida	2/21/17																				
Tennessee	2/25/17																				
Mississippi State	2/28/17																				
at Ole Miss	3/4/17																				
vs. SEC Tournament	TBD																				
vs. NCAA Tournament	TBD																				

CAREER STATISTICS

Season	GP-GS	Min	Avg	FG	FGA	Pct	3FG	3FGA	Pct	FT	FTA	Pct	Off	Def	Tot	Avg	PF	FO	Ast	TO	Blk	Stl	Pts	Avg
2015-16	4-0	9	2.3	0	0	.000	0	0	.000	0	0	.000	0	0	0	0.0	1	0	0	1	0	0	0	0.0
2016-17	5-0	46	9.2	2	4	.500	0	0	.000	0	0	.000	2	2	4	0.8	8	0	2	0	1	0	4	0.8
Totals	9-0	55	6.1	2	4	.500	0	0	.000	0	0	.000	2	2	4	0.4	9	0	2	1	1	0	4	0.4

CAREER SEC STATISTICS

Season	GP-GS	Min	Avg	FG	FGA	Pct	3FG	3FGA	Pct	FT	FTA	Pct	Off	Def	Tot	Avg	PF	FO	Ast	TO	Blk	Stl	Pts	Avg
2016																								



#14 RAN TUT

JUNIOR | FORWARD | 6'9" | 210 | TRANSFER

MELBOURNE, AUSTRALIA/EDISON ACADEMY/MONROE COLLEGE

SEASON NOTABLES

- DNP in the exhibition vs. Newberry due to a knee injury
- Scored four points off the bench, pulling down six rebounds in opener vs. La Tech (Nov. 11)
- Collected three rebounds, with a block and a steal in eight minutes off the bench vs. Holy Cross (Nov. 13)
- Recorded two points and three rebounds off the bench in win vs. SC State (Nov. 18)
- Had two rebounds in three minutes of action in win vs. Vermont (Dec. 1)

TUT'S SEASON HIGHS

Points

4, vs. La Tech (Nov. 11, 2016)

Field Goals

2, vs. La Tech (Nov. 11, 2016)

Field Goal Attempts

5, vs. La Tech (Nov. 11, 2016)

3-Point Field Goals

-

3-Point Field Goal Attempts

1, vs. La Tech (Nov. 11, 2016)

Free Throws

-

Free Throw Attempts

-

Rebounds

6, vs. La Tech (Nov. 11, 2016)

Assists

1, vs. La Tech (Nov. 11, 2016)

Blocks

1, twice, last vs. Holy Cross (Nov. 13, 2016)

Steals

1, twice, last vs. Holy Cross (Nov. 13, 2016)

Minutes

19, vs. La Tech (Nov. 11, 2016)

2016-17

Opponent	Date	GS	Min	FG-FGA	Pct	3FG-FGA	Pct	FT-FTA	Pct	Off	Def	Tot	Avg	PF	FO	A	TO	Blk	Stl	Pts	Avg
Louisiana Tech	11/11/16		19	2-5	.400	0-1	.000	0-0	.000	2	4	6	6.0	0	0	1	0	1	1	4	4.0
Holy Cross	11/13/16		8	0-0	.000	0-0	.000	0-0	.000	0	3	3	4.5	0	0	0	0	1	1	0	2.0
Monmouth	11/15/16		-	-	-	-	-	-	-	-	-	-	-	-	-	-	-	-	-	-	-
SC State	11/18/16		7	1-2	.500	0-0	.000	0-0	.000	1	2	3	4.0	0	0	0	0	0	0	2	2.0
Michigan	11/23/16		1	0-0	.000	0-0	.000	0-0	.000	0	0	0	3.0	0	0	0	0	0	0	0	1.5
vs. Syracuse	11/26/16		-	-	-	-	-	-	-	-	-	-	-	-	-	-	-	-	-	-	-
Vermont	12/1/16		3	0-1	.000	0-0	.000	0-0	.000	0	2	2	2.8	0	0	0	0	0	0	0	1.2
FIU	12/4/16																				
vs. Seton Hall	12/12/16																				
at USF	12/17/16																				
Clemson	12/21/16																				
Lander	12/27/16																				
at Memphis	12/30/16																				
at Georgia	1/4/17																				
Texas A&M	1/7/17																				
at Tennessee	1/11/17																				
Ole Miss	1/14/17																				
Florida	1/18/17																				
at Kentucky	1/21/17																				
Auburn	1/24/17																				
at Missouri	1/28/17																				
at LSU	2/1/17																				
Georgia	2/4/17																				
Alabama	2/7/17																				
at Mississippi State	2/11/17																				
Arkansas	2/15/17																				
at Vanderbilt	2/18/17																				
at Florida	2/21/17																				
Tennessee	2/25/17																				
Mississippi State	2/28/17																				
at Ole Miss	3/4/17																				
vs. SEC Tournament	TBD																				
vs. NCAA Tournament	TBD																				

CAREER STATISTICS

Season	GP-GS	Min	Avg	FG	FGA	Pct	3FG	3FGA	Pct	FT	FIA	Pct	Off	Def	Tot	Avg	PF	FO	Ast	TO	Blk	Stl	Pts	Avg
2016-17	5-0	38	7.6	3	8	.375	0	1	.000	0	0	.000	3	11	14	2.8	0	0	1	0	2	2	6	1.2

CAREER SEC STATISTICS

Season	GP-GS	Min	Avg	FG	FGA	Pct	3FG	3FGA	Pct	FT	FIA	Pct	Off	Def	Tot	Avg	PF	FO	Ast	TO	Blk	Stl	Pts	Avg
2017																								



#1 KORY HOLDEN

JUNIOR | GUARD | 6'1" | 181 | 2 LETTERS

SALISBURY, MD./DELAWARE

SEASON NOTABLES

- Transfer from Delaware in the offseason, and is not eligible to play in 2016-17 due to NCAA transfer rules

HOLDEN'S CAREER HIGHS

Points

-

Field Goals

-

Field Goal Attempts

-

3-Point Field Goals

-

3-Point Field Goal Attempts

-

Free Throws

-

Free Throw Attempts

-

Rebounds

-

Assists

-

Blocks

-

Steals

-

Minutes

-

CAREER STATISTICS (AT DELAWARE)

Season	GP-GS	Min	Avg	FG	FGA	Pct	3FG	3FGA	Pct	FT	FTA	Pct	Off	Def	Tot	Avg	PF	FO	Ast	TO	Blk	Stl	Pts	Avg
2014-15	29-28	990	34.1	117	296	.395	24	64	.375	102	135	.756	16	74	90	3.1	58	2	144	95	4	16	360	12.4
2015-16	30-27	1088	36.3	181	459	.394	69	178	.388	101	127	.795	16	75	91	3.0	62	0	126	88	2	12	532	17.7
Totals	59-55	2078	35.2	298	755	.395	93	242	.384	205	262	.782	32	149	181	3.1	120	2	270	183	6	28	892	15.1

CAREER SEC STATISTICS

Season	GP-GS	Min	Avg	FG	FGA	Pct	3FG	3FGA	Pct	FT	FTA	Pct	Off	Def	Tot	Avg	PF	FO	Ast	TO	Blk	Stl	Pts	Avg
2017																								



#5 TEMARCUS BLANTON

R-SOPHOMORE | GUARD | 6'5" | 206 | 1 LETTER

LOCUST GROVE, GA./LUELLEA

SEASON NOTABLES

- Scored eight points in 13 minutes in the exhibition win vs. Newberry
- Hit a 3 off the bench in win vs. Holy Cross (Nov. 13), for his first points of the season
- Four points and four rebounds in OT win over Monmouth (Nov. 15)
- Tallied two points in four minutes in win vs. No. 18/16 Syracuse (Nov. 26)

BLANTON'S CAREER HIGHS

Points

Career 6, vs. Drexel (Dec. 15, 2015)
 Season 4, vs. Monmouth (Nov. 15, 2016)

Field Goals

Career 2, vs. Drexel (Dec. 15, 2015)
 Season 1, 3x, last vs. Syracuse (Nov. 26, 2016)

Field Goal Attempts

Career 3, vs. Monmouth (Nov. 15, 2016)
 Season 3, vs. Monmouth (Nov. 15, 2016)

3-Point Field Goals

Career 2, vs. Drexel (Dec. 15, 2015)
 Season 1, twice, last vs. Monmouth (Nov. 15, 2016)

3-Point Field Goal Attempts

Career 2, twice, last vs. Monmouth (Nov. 15, 2016)
 Season 1, twice, last vs. Monmouth (Nov. 15, 2016)

Free Throws

Career 2, twice, last vs. Francis Marion (Dec. 30, 2015)
 Season 1, vs. Monmouth (Nov. 15, 2016)

Free Throw Attempts

Career 2, 3x, last vs. Monmouth (Nov. 15, 2016)
 Season 2, vs. Monmouth (Nov. 15, 2016)

Rebounds

Career 4, vs. Monmouth (Nov. 15, 2016)
 Season 4, vs. Monmouth (Nov. 15, 2016)

Assists

Career 1, twice, last vs. Western Carolina (Nov. 30, 2015)
 Season -

Blocks

Career -
 Season -

Steals

Career 1, twice, last vs. USF (Dec. 5, 2015)
 Season -

Minutes Played

Career 7, twice, last vs. Monmouth (Nov. 15, 2016)
 Season 7, vs. Monmouth (Nov. 15, 2016)

2016-17

Opponent	Date	GS	Min	FG-FGA	Pct	3FG-FGA	Pct	FT-FTA	Pct	Off	Def	Tot	Avg	PF	FO	A	TO	Blk	Stl	Pts	Avg
Louisiana Tech	11/11/16	-	-	-	-	-	-	-DNP - Coaches Decision	-	-	-	-	-	-	-	-	-	-	-	-	-
Holy Cross	11/13/16	3	1-1	1.000	1-1	1.000	0-0	.000	0	1	1	1.0	0	0	0	0	0	0	0	3	3.0
Monmouth	11/15/16	7	1-3	.333	1-2	.500	1-2	.500	1	3	4	2.5	0	0	0	1	0	0	0	4	3.5
SC State	11/18/16	-	-	-	-	-	-	-DNP - Abdominal Strain	-	-	-	-	-	-	-	-	-	-	-	-	-
Michigan	11/23/16	-	-	-	-	-	-	-DNP - Abdominal Strain	-	-	-	-	-	-	-	-	-	-	-	-	-
vs. Syracuse	11/26/16	4	1-1	1.000	0-0	.000	0-0	.000	0	0	0	1.7	0	0	0	0	0	0	0	2	3.0
Vermont	12/1/16	-	-	-	-	-	-	-DNP - Abdominal Strain	-	-	-	-	-	-	-	-	-	-	-	-	-
FIU	12/4/16	-	-	-	-	-	-	-	-	-	-	-	-	-	-	-	-	-	-	-	-
vs. Seton Hall	12/12/16	-	-	-	-	-	-	-	-	-	-	-	-	-	-	-	-	-	-	-	-
at USF	12/17/16	-	-	-	-	-	-	-	-	-	-	-	-	-	-	-	-	-	-	-	-
Clemson	12/21/16	-	-	-	-	-	-	-	-	-	-	-	-	-	-	-	-	-	-	-	-
Lander	12/27/16	-	-	-	-	-	-	-	-	-	-	-	-	-	-	-	-	-	-	-	-
at Memphis	12/30/16	-	-	-	-	-	-	-	-	-	-	-	-	-	-	-	-	-	-	-	-
at Georgia	1/4/17	-	-	-	-	-	-	-	-	-	-	-	-	-	-	-	-	-	-	-	-
Texas A&M	1/7/17	-	-	-	-	-	-	-	-	-	-	-	-	-	-	-	-	-	-	-	-
at Tennessee	1/11/17	-	-	-	-	-	-	-	-	-	-	-	-	-	-	-	-	-	-	-	-
Ole Miss	1/14/17	-	-	-	-	-	-	-	-	-	-	-	-	-	-	-	-	-	-	-	-
Florida	1/18/17	-	-	-	-	-	-	-	-	-	-	-	-	-	-	-	-	-	-	-	-
at Kentucky	1/21/17	-	-	-	-	-	-	-	-	-	-	-	-	-	-	-	-	-	-	-	-
Auburn	1/24/17	-	-	-	-	-	-	-	-	-	-	-	-	-	-	-	-	-	-	-	-
at Missouri	1/28/17	-	-	-	-	-	-	-	-	-	-	-	-	-	-	-	-	-	-	-	-
at LSU	2/1/17	-	-	-	-	-	-	-	-	-	-	-	-	-	-	-	-	-	-	-	-
Georgia	2/4/17	-	-	-	-	-	-	-	-	-	-	-	-	-	-	-	-	-	-	-	-
Alabama	2/7/17	-	-	-	-	-	-	-	-	-	-	-	-	-	-	-	-	-	-	-	-
at Mississippi State	2/11/17	-	-	-	-	-	-	-	-	-	-	-	-	-	-	-	-	-	-	-	-
Arkansas	2/15/17	-	-	-	-	-	-	-	-	-	-	-	-	-	-	-	-	-	-	-	-
at Vanderbilt	2/18/17	-	-	-	-	-	-	-	-	-	-	-	-	-	-	-	-	-	-	-	-
at Florida	2/21/17	-	-	-	-	-	-	-	-	-	-	-	-	-	-	-	-	-	-	-	-
Tennessee	2/25/17	-	-	-	-	-	-	-	-	-	-	-	-	-	-	-	-	-	-	-	-
Mississippi State	2/28/17	-	-	-	-	-	-	-	-	-	-	-	-	-	-	-	-	-	-	-	-
at Ole Miss	3/4/17	-	-	-	-	-	-	-	-	-	-	-	-	-	-	-	-	-	-	-	-
vs. SEC Tournament	TBD	-	-	-	-	-	-	-	-	-	-	-	-	-	-	-	-	-	-	-	-
vs. NCAA Tournament	TBD	-	-	-	-	-	-	-	-	-	-	-	-	-	-	-	-	-	-	-	-

CAREER STATISTICS

Season	GP-GS	Min	Avg	FG	FGA	Pct	3FG	3FGA	Pct	FT	FTA	Pct	Off	Def	Tot	Avg	PF	FO	Ast	TO	Blk	Stl	Pts	Avg
2015-16	8-0	32	4.0	3	8	.375	2	4	.500	4	4	1.000	2	3	5	0.6	4	0	2	1	0	2	12	1.5
2016-17	3-0	14	4.7	3	5	.600	2	3	.667	1	2	.500	1	4	5	1.7	0	0	0	1	0	0	9	3.0
Totals	11-0	46	4.2	6	13	.462	4	7	.571	5	6	.833	3	7	10	0.9	4	0	2	2	0	2	21	1.9

CAREER SEC STATISTICS

Season	GP-GS	Min	Avg	FG	FGA	Pct	3FG	3FGA	Pct	FT	FTA	Pct	Off	Def	Tot	Avg	PF	FO	Ast	TO	Blk	Stl	Pts	Avg
2016	1-0	3	3.0	1	1	1.000	0	0	.000	0	0	.000	0	0	0	0.0	0	0	0	0	0	0	2	2.0



#2 HASSANI GRAVETT

R-SOPHOMORE | GUARD | 6'1" | 183 | TRANSFER

VILLA RICA, GA./ALEXANDER/PENSACOLA STATE COLLEGE

SEASON NOTABLES

- Scored four points with three assists in the exhibition win vs. Newberry
- High scorer off the bench with seven points, adding a pair of assists in 24 minutes vs. La Tech in season opener (Nov. 11)
- Scored four points, dishing four assists with a steal in win vs. Holy Cross (Nov. 13)
- Collected one steal and one assist in OT win vs. Monmouth (Nov. 15)
- Had new career-high eight points in 16 minutes off bench vs. SC State (Nov. 18), also had an assist and two rebounds
- Led all bench players with 29 minutes (career-high) played in win vs. No. 25/24 Michigan, tallied two points, four rebounds and four assists, which led team
- Recorded two points, three rebounds, two assists and two steals in victory vs. No. 18/16 Syracuse (Nov. 26), his 21 minutes played off the bench led all reserves
- Scored two points in 10 minutes in win vs. Vermont (Dec. 1)

GRAVETT'S SEASON HIGHS

Points

8, vs. SC State (Nov. 18, 2016)

Field Goals

3, twice, last vs. SC State (Nov. 18, 2016)

Field Goal Attempts

7, vs. La Tech (Nov. 11, 2016)

3-Point Field Goals

2, vs. SC State (Nov. 18, 2016)

3-Point Field Goal Attempts

4, vs. SC State (Nov. 18, 2016)

Free Throws

-

Free Throw Attempts

2, vs. La Tech (Nov. 11, 2016)

Rebounds

4, vs. Michigan (Nov. 23, 2016)

Assists

4, twice, last vs. Michigan (Nov. 23, 2016)

Blocks

-

Steals

2, vs. Syracuse (Nov. 26, 2016)

Minutes

29, vs. Michigan (Nov. 23, 2016)

2016-17

Opponent	Date	GS	Min	FG-FGA	Pct	3FG-FGA	Pct	FT-FTA	Pct	Off	Def	Tot	Avg	PF	FO	A	TO	Blk	Stl	Pts	Avg
Louisiana Tech	11/11/16		24	3-7	.429	1-2	.500	0-2	.000	2	1	3	3.0	0	0	2	1	0	0	7	7.0
Holy Cross	11/13/16		17	2-6	.333	0-3	.000	0-0	.000	0	2	2	2.5	2	0	4	3	0	1	4	5.5
Monmouth	11/15/16		18	0-3	.000	0-0	.000	0-2	.000	0	2	2	2.3	2	0	1	3	0	1	0	3.7
SC State	11/18/16		16	3-6	.500	2-4	.500	0-0	.000	0	2	2	2.3	2	0	1	0	0	0	8	4.8
Michigan	11/23/16		29	1-6	.167	0-3	.000	0-0	.000	2	2	4	2.6	2	0	4	1	0	0	2	4.2
vs. Syracuse	11/26/16		21	1-4	.250	0-2	.000	0-0	.000	0	3	3	2.7	1	0	2	1	0	2	2	3.8
Vermont	12/1/16		10	1-2	.500	0-0	.000	0-0	.000	0	0	0	2.3	0	0	0	2	0	0	2	3.6
FIU	12/4/16																				
vs. Seton Hall	12/12/16																				
at USF	12/17/16																				
Clemson	12/21/16																				
Lander	12/27/16																				
at Memphis	12/30/16																				
at Georgia	1/4/17																				
Texas A&M	1/7/17																				
at Tennessee	1/11/17																				
Ole Miss	1/14/17																				
Florida	1/18/17																				
at Kentucky	1/21/17																				
Auburn	1/24/17																				
at Missouri	1/28/17																				
at LSU	2/1/17																				
Georgia	2/4/17																				
Alabama	2/7/17																				
at Mississippi State	2/11/17																				
Arkansas	2/15/17																				
at Vanderbilt	2/18/17																				
at Florida	2/21/17																				
Tennessee	2/25/17																				
Mississippi State	2/28/17																				
at Ole Miss	3/4/17																				
vs. SEC Tournament	TBD																				
vs. NCAA Tournament	TBD																				

CAREER STATISTICS

Season	GP-GS	Min	Avg	FG	FGA	Pct	3FG	3FGA	Pct	FT	FTA	Pct	Off	Def	Tot	Avg	PF	FO	Ast	TO	Blk	Stl	Pts	Avg
2016-17	7-0	135	19.3	11	34	.324	3	14	.214	0	4	.000	4	12	16	2.3	9	0	14	11	0	4	25	3.6

CAREER SEC STATISTICS

Season	GP-GS	Min	Avg	FG	FGA	Pct	3FG	3FGA	Pct	FT	FTA	Pct	Off	Def	Tot	Avg	PF	FO	Ast	TO	Blk	Stl	Pts	Avg
2017																								



#15 PJ DOZIER

SOPHOMORE | GUARD | 6'6" | 205 | 1 LETTER

COLUMBIA, S.C./SPRING VALLEY

SEASON NOTABLES

- Tallied 17 points and dished three assists with three steals in the exhibition win vs. Newberry
- Scored a career high 17 points, with two assists and four rebounds in season opener vs. La Tech (Nov. 11)
- Tallied 15 points, with five assists and a steal in win vs. Holy Cross (Nov. 13)
- Connected on a career high three 3s vs. the Crusaders
- Hit the game-winning jumper as time expired in overtime victory over Monmouth (Nov. 15)
- Didn't score in regulation vs. the Hawks, but scored six of Carolina's 10 points in OT to help secure win
- Poured in eight points and led the team with six assists and three steals in win vs. SC State (Nov. 18)
- Had two rebounds, two steals and one block in 17 minutes played in win vs. Michigan (Nov. 23), foul trouble limited his minutes, helped hold Wolverine leading-scorer Zak Irvin to just five points (2-of-13 shooting)
- Posted the first double-double of his career with 15 points and 10 rebounds in win vs. No. 18/16 Syracuse (Nov. 26), also had three steals and one assist in 29 minutes played
- Led all scorers with new career-high 21 points on 9-of-15 shooting in win vs. Vermont (Dec. 1), went 3-for-5 from behind the arc, also had six boards, three steals and one assists in 32 minutes played (career-high)

DOZIER'S CAREER HIGHS

Points

Career 21, vs. Vermont (Dec. 1, 2016)
 Season 21, vs. Vermont (Dec. 1, 2016)

Field Goals

Career 9, vs. Vermont (Dec. 1, 2016)
 Season 9, vs. Vermont (Dec. 1, 2016)

Field Goal Attempts

Career 16, vs. Syracuse (Nov. 26, 2016)
 Season 16, vs. Syracuse (Nov. 26, 2016)

3-Point Field Goals

Career 3, twice, last vs. Vermont (Dec. 1, 2016)
 Season 3, twice, last vs. Vermont (Dec. 1, 2016)

3-Point Field Goal Attempts

Career 6, vs. Holy Cross (Nov. 13, 2016)
 Season 6, vs. Holy Cross (Nov. 13, 2016)

Free Throws

Career 10, vs. Drexel (Dec. 15, 2015)
 Season 5, vs. La Tech (Nov. 11, 2016)

Free Throw Attempts

Career 16, vs. Drexel (Dec. 15, 2015)
 Season 6, vs. La Tech (Nov. 11, 2016)

Rebounds

Career 10, vs. Syracuse (Nov. 26, 2016)
 Season 10, vs. Syracuse (Nov. 26, 2016)

Assists

Career 6, vs. SC State (Nov. 18, 2016)
 Season 6, vs. SC State (Nov. 18, 2016)

Blocks

Career 2, vs. Oral Roberts (Nov. 16, 2015)
 Season 1, vs. Michigan (Nov. 23, 2016)

Steals

Career 5, vs. Francis Marion (Dec. 30, 2015)
 Season 3, 3x, last vs. Vermont (Dec. 1, 2016)

Minutes Played

Career 32, vs. Vermont (Dec. 1, 2016)
 Season 32, vs. Vermont (Dec. 1, 2016)

2016-17

Opponent	Date	GS	Min	FG-FGA	Pct	3FG-FGA	Pct	FT-FTA	Pct	Off	Def	Tot	Avg	PF	FO	A	TO	Blk	Stl	Pts	Avg
Louisiana Tech	11/11/16	*	30	5-9	.556	2-3	.667	5-6	.833	0	4	4	4.0	3	0	2	2	0	2	17	17.0
Holy Cross	11/13/16	*	28	4-7	.571	3-6	.500	4-4	1.000	0	3	3	3.5	3	0	5	2	0	1	15	16.0
Monmouth	11/15/16	*	30	3-10	.300	0-2	.000	0-0	.000	0	2	2	3.0	2	0	2	3	0	1	6	12.7
SC State	11/18/16	*	21	2-7	.286	2-4	.500	2-2	1.000	0	2	2	2.8	1	0	6	1	0	3	8	11.5
Michigan	11/23/16	*	17	0-5	.000	0-1	.000	0-0	.000	1	2	2	2.6	4	0	0	3	1	2	0	9.2
vs. Syracuse	11/26/16	*	29	7-16	.438	1-4	.250	0-0	.000	2	8	10	3.8	3	0	1	3	0	3	15	10.2
Vermont	12/1/16	*	32	9-15	.600	3-5	.600	0-1	.000	1	5	6	4.1	3	0	1	3	0	3	21	11.7
FIU	12/4/16																				
vs. Seton Hall	12/12/16																				
at USF	12/17/16																				
Clemson	12/21/16																				
Lander	12/27/16																				
at Memphis	12/30/16																				
at Georgia	1/4/17																				
Texas A&M	1/7/17																				
at Tennessee	1/11/17																				
Ole Miss	1/14/17																				
Florida	1/18/17																				
at Kentucky	1/21/17																				
Auburn	1/24/17																				
at Missouri	1/28/17																				
at LSU	2/1/17																				
Georgia	2/4/17																				
Alabama	2/7/17																				
at Mississippi State	2/11/17																				
Arkansas	2/15/17																				
at Vanderbilt	2/18/17																				
at Florida	2/21/17																				
Tennessee	2/25/17																				
Mississippi State	2/28/17																				
at Ole Miss	3/4/17																				
vs. SEC Tournament	TBD																				
vs. NCAA Tournament	TBD																				

CAREER STATISTICS

Season	GP-GS	Min	Avg	FG	FGA	Pct	3FG	3FGA	Pct	FT	FTA	Pct	Off	Def	Tot	Avg	PF	FO	Ast	TO	Blk	Stl	Pts	Avg
2015-16	34-28	647	19.0	91	239	.381	10	47	.213	37	68	.544	27	74	101	3.0	84	1	70	90	13	34	229	6.7
2016-17	7-7	187	26.7	30	69	.435	11	25	.440	11	13	.846	4	25	29	4.1	19	0	17	17	1	15	82	11.7
Totals	41-35	834	20.3	121	308	.393	21	72	.292	48	81	.593	31	99	130	3.2	103	1	87	107	14	49	311	7.6

CAREER SEC STATISTICS

Season	GP-GS	Min	Avg	FG	FGA	Pct	3FG	3FGA	Pct	FT	FTA	Pct	Off	Def	Tot	Avg	PF	FO	Ast	TO	Blk	Stl	Pts	Avg
2016	18-14	332	18.4	42	121	.347	1	21	.048	18	30	.600	16	33	49	2.7	48	1	40	56	5	12	103	5.7



#21 JOHN RAGIN

SOPHOMORE | GUARD | 6'2" | 177 | 1 LETTER

EASTOVER, S.C./CARDINAL NEWMAN

SEASON NOTABLES

.

RAGIN'S CAREER HIGHS

Points

Career 2, vs. Francis Marion (Dec. 30, 2015)

Season

Field Goals

Career 1, vs. Francis Marion (Dec. 30, 2015)

Season

Field Goal Attempts

Career 1, 3x, last vs. Francis Marion (Dec. 30, 2015)

Season

3-Point Field Goals

Career -

Season

3-Point Field Goal Attempts

Career 1, vs. USF (Dec. 5, 2015)

Season

Free Throws

Career -

Season

Free Throw Attempts

Career -

Season

Rebounds

Career 1, vs. Western Carolina (Nov. 30, 2015)

Season

Assists

Career -

Season

Blocks

Career -

Season

Steals

Career -

Season

Minutes Played

Career 2, 4x, last at Alabama (Jan. 13, 2016)

Season

2016-17

Opponent	Date	GS	Min	FG-FGA	Pct	3FG-FGA	Pct	FT-FTA	Pct	Off	Def	Tot	Avg	PF	FO	A	TO	Blk	Stl	Pts	Avg
Louisiana Tech	11/11/16	-	-	-	-	-	-	-DNP - Coaches Decision	-	-	-	-	-	-	-	-	-	-	-	-	-
Holy Cross	11/13/16	-	-	-	-	-	-	-DNP - Coaches Decision	-	-	-	-	-	-	-	-	-	-	-	-	-
Monmouth	11/15/16	-	-	-	-	-	-	-DNP - Coaches Decision	-	-	-	-	-	-	-	-	-	-	-	-	-
SC State	11/18/16	-	-	-	-	-	-	-DNP - Coaches Decision	-	-	-	-	-	-	-	-	-	-	-	-	-
Michigan	11/23/16	-	-	-	-	-	-	-DNP - Coaches Decision	-	-	-	-	-	-	-	-	-	-	-	-	-
vs. Syracuse	11/26/16	-	-	-	-	-	-	-DNP - Coaches Decision	-	-	-	-	-	-	-	-	-	-	-	-	-
Vermont	12/1/16	-	-	-	-	-	-	-DNP - Coaches Decision	-	-	-	-	-	-	-	-	-	-	-	-	-
FIU	12/4/16																				
vs. Seton Hall	12/12/16																				
at USF	12/17/16																				
Clemson	12/21/16																				
Lander	12/27/16																				
at Memphis	12/30/16																				
at Georgia	1/4/17																				
Texas A&M	1/7/17																				
at Tennessee	1/11/17																				
Ole Miss	1/14/17																				
Florida	1/18/17																				
at Kentucky	1/21/17																				
Auburn	1/24/17																				
at Missouri	1/28/17																				
at LSU	2/1/17																				
Georgia	2/4/17																				
Alabama	2/7/17																				
at Mississippi State	2/11/17																				
Arkansas	2/15/17																				
at Vanderbilt	2/18/17																				
at Florida	2/21/17																				
Tennessee	2/25/17																				
Mississippi State	2/28/17																				
at Ole Miss	3/4/17																				
vs. SEC Tournament	TBD																				
vs. NCAA Tournament	TBD																				

CAREER STATISTICS

Season	GP-GS	Min	Avg	FG	FGA	Pct	3FG	3FGA	Pct	FT	FIA	Pct	Off	Def	Tot	Avg	PF	FO	Ast	TO	Blk	Stl	Pts	Avg
2015-16	4-0	8	2.0	1	3	.333	0	1	.000	0	0	.000	0	1	1	0.3	0	0	0	0	0	0	2	0.5
2016-17																								
Totals																								

CAREER SEC STATISTICS

Season	GP-GS	Min	Avg	FG	FGA	Pct	3FG	3FGA	Pct	FT	FIA	Pct	Off	Def	Tot	Avg	PF	FO	Ast	TO	Blk	Stl	Pts	Avg
2016	1-0	2	2.0	0	0	.000	0	0	.000	0	0	.000	0	0	0	0.0	0	0	0	0	0	0	0	0.0



#30 CHRIS SILVA

SOPHOMORE | FORWARD | 6'9" | 223 | 1 LETTER

LIBREVILLE, GABON/ROSELLE (N.J.)

SEASON NOTABLES

- Scored four points with six rebounds in the exhibition win vs. Newberry
- Foul trouble early, but returned to score 11 points with two rebounds and two blocks in season opener vs. La Tech (Nov. 11)
- Scored nine points with a team high eight rebounds and two blocks in win vs. Holy Cross (Nov. 13)
- Collected first career double-double with 10 points and game high 10 rebounds in OT win over Monmouth (Nov. 15)
- Collected first career double-double with 10 points and game high 10 rebounds in OT win over Monmouth (Nov. 15)
- Had 11 points, seven rebounds and led team with three blocks in win vs. SC State (Nov. 18), went 5-for-5 from the charity stripe
- One of four Gamecocks in double figures after scoring 10 points in just 14 minutes in win vs. No. 25/24 Michigan (Nov. 23), played limited minutes due to foul trouble
- Recorded three points, six rebounds and one assist in 16 minutes in win vs. No. 18/16 Syracuse (Nov. 26)
- One of four Gamecocks in double-figures with a season-high 12 points (5-of-6 from the field) in win vs. Vermont (Dec. 1), tied for team lead with six rebounds, also had two blocks and a steal

SILVA'S CAREER HIGHS

Points

Career 13, vs. Francis Marion (Dec. 30, 2015)
 Season 12, vs. Vermont (Dec. 1, 2016)

Field Goals

Career 5, twice, last vs. Vermont (Dec. 1, 2016)
 Season 5, vs. Vermont (Dec. 1, 2016)

Field Goal Attempts

Career 8, twice, last at Tennessee (Jan. 23, 2016)
 Season 6, 3x, last vs. Vermont (Dec. 1, 2016)

3-Point Field Goals

Career -
 Season -

3-Point Field Goal Attempts

Career -
 Season -

Free Throws

Career 8, vs. Norfolk State (Nov. 14, 2015)
 Season 5, vs. SC State (Nov. 18, 2016)

Free Throw Attempts

Career 12, vs. Norfolk State (Nov. 14, 2015)
 Season 6, vs. Monmouth (Nov. 15, 2016)

Rebounds

Career 11, vs. Western Carolina (Nov. 30, 2015)
 Season 10, vs. Monmouth (Nov. 15, 2016)

Assists

Career 1, 7x, last vs. Syracuse (Nov. 26, 2016)
 Season 1, twice, last vs. Syracuse (Nov. 26, 2016)

Blocks

Career 3, 4x, last vs. SC State (Nov. 18, 2016)
 Season 3, vs. SC State (Nov. 18, 2016)

Steals

Career 3, at Tennessee (Jan. 23, 2016)
 Season 1, vs. Vermont (Dec. 1, 2016)

Minutes Played

Career 30, vs. Drexel (Dec. 15, 2015)
 Season 21, vs. Monmouth (Nov. 15, 2016)

2016-17

Opponent	Date	GS	Min	FG-FGA	Pct	3FG-FGA	Pct	FT-FTA	Pct	Off	Def	Tot	Avg	PF	FO	A	TO	Blk	Stl	Pts	Avg
Louisiana Tech	11/11/16	*	18	4-6	.667	0-0	.000	3-5	.600	0	2	2	2.0	4	0	0	1	2	0	11	11.0
Holy Cross	11/13/16	*	18	4-6	.667	0-0	.000	1-2	.500	3	5	8	5.0	4	0	0	0	2	0	9	10.0
Monmouth	11/15/16	*	21	3-5	.600	0-0	.000	4-6	.667	4	6	10	6.7	5	1	0	2	2	0	10	10.0
SC State	11/18/16	*	14	3-5	.600	0-0	.000	5-5	1.000	3	4	7	6.8	2	0	0	1	3	0	11	10.3
Michigan	11/23/16	*	14	3-5	.600	0-0	.000	4-5	.800	2	1	3	6.0	4	0	1	2	1	0	10	10.2
vs. Syracuse	11/26/16	*	16	1-4	.250	0-0	.000	1-2	.500	4	2	6	6.0	3	0	1	2	0	0	3	9.0
Vermont	12/1/16	*	18	5-6	.833	0-0	.000	2-2	1.000	3	3	6	6.0	3	0	0	2	2	1	12	9.4
FIU	12/4/16																				
vs. Seton Hall	12/12/16																				
at USF	12/17/16																				
Clemson	12/21/16																				
Lander	12/27/16																				
at Memphis	12/30/16																				
at Georgia	1/4/17																				
Texas A&M	1/7/17																				
at Tennessee	1/11/17																				
Ole Miss	1/14/17																				
Florida	1/18/17																				
at Kentucky	1/21/17																				
Auburn	1/24/17																				
at Missouri	1/28/17																				
at LSU	2/1/17																				
Georgia	2/4/17																				
Alabama	2/7/17																				
at Mississippi State	2/11/17																				
Arkansas	2/15/17																				
at Vanderbilt	2/18/17																				
at Florida	2/21/17																				
Tennessee	2/25/17																				
Mississippi State	2/28/17																				
at Ole Miss	3/4/17																				
vs. SEC Tournament	TBD																				
vs. NCAA Tournament	TBD																				

CAREER STATISTICS

Season	GP-GS	Min	Avg	FG	FGA	Pct	3FG	3FGA	Pct	FT	FTA	Pct	Off	Def	Tot	Avg	PF	FO	Ast	TO	Blk	Stl	Pts	Avg
2015-16	32-6	425	13.3	53	110	.482	0	0	.000	67	110	.609	56	87	143	4.5	100	3	6	34	28	14	173	5.4
2016-17	7-7	119	17.0	23	37	.622	0	0	.000	20	27	.741	19	23	42	6.0	25	1	2	10	12	1	66	9.4
Totals	39-13	544	13.9	76	147	.517	0	0	.000	87	137	.635	75	110	185	4.7	125	4	8	44	40	15	239	6.1

CAREER SEC STATISTICS

Season	GP-GS	Min	Avg	FG	FGA	Pct	3FG	3FGA	Pct	FT	FTA	Pct	Off	Def	Tot	Avg	PF	FO	Ast	TO	Blk	Stl	Pts	Avg
2016	18-6	221	12.3	30	54	.556	0	0	.000	27	47	.574	27	46	73	4.1	57	2	3	15	10	6	87	4.8



#13 TOMMY CORCHIANI

FRESHMAN | GUARD | 6'1" | HS

RALEIGH, N.C./RAVENS CROFT

SEASON NOTABLES

- Made Gamecock debut in win vs. SC State (Nov. 18), played three minutes and collected first career rebound on defensive end
- Saw one minute of action off the bench in win vs. Vermont (Dec. 1, 2016)

CORCHIANI'S SEASON HIGHS

Points

-

Field Goals

-

Field Goal Attempts

-

3-Point Field Goals

-

3-Point Field Goal Attempts

-

Free Throws

-

Free Throw Attempts

-

Rebounds

1, vs. SC State (Nov. 18, 2016)

Assists

-

Blocks

-

Steals

-

Minutes

3, vs. SC State (Nov. 18, 2016)

2016-17

Opponent	Date	GS	Min	FG-FGA	Pct	3FG-FGA	Pct	FT-FTA	Pct	Off	Def	Tot	Avg	PF	FO	A	TO	Blk	Stl	Pts	Avg
Louisiana Tech	11/11/16	-	-	-	-	-	-	-DNP - Coaches Decision	-	-	-	-	-	-	-	-	-	-	-	-	-
Holy Cross	11/13/16	-	-	-	-	-	-	-DNP - Coaches Decision	-	-	-	-	-	-	-	-	-	-	-	-	-
Monmouth	11/15/16	-	-	-	-	-	-	-DNP - Coaches Decision	-	-	-	-	-	-	-	-	-	-	-	-	-
SC State	11/18/16	-	3	0-0	.000	0-0	.000	0-0	.000	0	1	1	1.0	2	0	0	0	0	0	0	0.0
Michigan	11/23/16	-	-	-	-	-	-	-DNP - Coaches Decision	-	-	-	-	-	-	-	-	-	-	-	-	-
vs. Syracuse	11/26/16	-	-	-	-	-	-	-DNP - Coaches Decision	-	-	-	-	-	-	-	-	-	-	-	-	-
Vermont	12/1/16	1	0-0	.000	0-0	.000	0-0	.000	0	0	0	0	0	0	0	0	0	0	0	0	0.0
FIU	12/4/16																				
vs. Seton Hall	12/12/16																				
at USF	12/17/16																				
Clemson	12/21/16																				
Lander	12/27/16																				
at Memphis	12/30/16																				
at Georgia	1/4/17																				
Texas A&M	1/7/17																				
at Tennessee	1/11/17																				
Ole Miss	1/14/17																				
Florida	1/18/17																				
at Kentucky	1/21/17																				
Auburn	1/24/17																				
at Missouri	1/28/17																				
at LSU	2/1/17																				
Georgia	2/4/17																				
Alabama	2/7/17																				
at Mississippi State	2/11/17																				
Arkansas	2/15/17																				
at Vanderbilt	2/18/17																				
at Florida	2/21/17																				
Tennessee	2/25/17																				
Mississippi State	2/28/17																				
at Ole Miss	3/4/17																				
vs. SEC Tournament	TBD																				
vs. NCAA Tournament	TBD																				

CAREER STATISTICS

Season	GP-GS	Min	Avg	FG	FGA	Pct	3FG	3FGA	Pct	FT	FIA	Pct	Off	Def	Tot	Avg	PF	FO	Ast	TO	Blk	Stl	Pts	Avg
2016-17	2-0	4	2.0	0	0	.000	0	0	.000	0	0	.000	0	1	1	0.5	2	0	0	0	0	0	0	0.0

CAREER SEC STATISTICS

Season	GP-GS	Min	Avg	FG	FGA	Pct	3FG	3FGA	Pct	FT	FIA	Pct	Off	Def	Tot	Avg	PF	FO	Ast	TO	Blk	Stl	Pts	Avg
2017																								



#4 RAKYM FELDER

FRESHMAN | GUARD | 5'10" | HS

BROOKLYN, N.Y./LINCOLN

SEASON NOTABLES

- Made season debut vs. Holy Cross (Nov. 13), scoring eight points with three assists and a rebound
- Played 17 minutes off the bench, logging nine points, four rebounds, two assists, two steals and two blocks in win vs. SC State (Nov. 18)
- Saw 11 minutes of action off the bench in win vs. No. 25/24 Michigan, logging one steal
- Logged two minutes off the bench in win vs. No. 18/16 Syracuse
- Tallied 13 minutes off the bench, posting two rebounds, one assist and one steal in win vs. Vermont (Dec. 1)

FELDER'S SEASON HIGHS

Points

9, vs. SC State (Nov. 18, 2016)

Field Goals

4, vs. SC State (Nov. 18, 2016)

Field Goal Attempts

9, vs. SC State (Nov. 18, 2016)

3-Point Field Goals

2, vs. Holy Cross (Nov. 13, 2016)

3-Point Field Goal Attempts

2, twice, last vs. SC State (Nov. 18, 2016)

Free Throws

2, vs. Holy Cross (Nov. 13, 2016)

Free Throw Attempts

2, twice, last vs. Michigan (Nov. 23, 2016)

Rebounds

4, vs. SC State (Nov. 18, 2016)

Assists

3, vs. Holy Cross (Nov. 13, 2016)

Blocks

2, vs. SC State (Nov. 18, 2016)

Steals

2, vs. SC State (Nov. 18, 2016)

Minutes

17, vs. SC State (Nov. 18, 2016)

2016-17

Opponent	Date	GS	Min	FG-FGA	Pct	3FG-FGA	Pct	FT-FTA	Pct	Off	Def	Tot	Avg	PF	FO	A	TO	Blk	Stl	Pts	Avg
Louisiana Tech	11/11/16	-	-	-	-	-	-	-	-	-	-	-	-	-	-	-	-	-	-	-	-
Holy Cross	11/13/16	14	2-2	1.000	2-2	1.000	2-2	1.000	0	1	1	1.0	0	0	3	1	0	0	0	8	8.0
Monmouth	11/15/16	4	0-1	.000	0-0	.000	0-0	.000	0	0	0	0.5	0	0	0	0	0	0	0	0	4.0
SC State	11/18/16	17	4-7	.571	1-2	.500	0-1	.000	1	3	4	1.7	3	0	2	3	2	2	2	9	5.7
Michigan	11/23/16	11	0-1	.000	0-0	.000	0-2	.000	0	0	0	1.3	2	0	0	1	0	1	0	4.3	
vs. Syracuse	11/26/16	2	0-0	.000	0-0	.000	0-0	.000	0	0	0	1.0	2	0	0	0	0	0	0	0	3.4
Vermont	12/1/16	13	0-1	.000	0-0	.000	0-0	.000	0	2	2	1.2	0	0	1	0	0	1	0	2.8	
FIU	12/4/16																				
vs. Seton Hall	12/12/16																				
at USF	12/17/16																				
Clemson	12/21/16																				
Lander	12/27/16																				
at Memphis	12/30/16																				
at Georgia	1/4/17																				
Texas A&M	1/7/17																				
at Tennessee	1/11/17																				
Ole Miss	1/14/17																				
Florida	1/18/17																				
at Kentucky	1/21/17																				
Auburn	1/24/17																				
at Missouri	1/28/17																				
at LSU	2/1/17																				
Georgia	2/4/17																				
Alabama	2/7/17																				
at Mississippi State	2/11/17																				
Arkansas	2/15/17																				
at Vanderbilt	2/18/17																				
at Florida	2/21/17																				
Tennessee	2/25/17																				
Mississippi State	2/28/17																				
at Ole Miss	3/4/17																				
vs. SEC Tournament	TBD																				
vs. NCAA Tournament	TBD																				

CAREER STATISTICS

Season	GP-GS	Min	Avg	FG	FGA	Pct	3FG	3FGA	Pct	FT	FTA	Pct	Off	Def	Tot	Avg	PF	FO	Ast	TO	Blk	Stl	Pts	Avg
2016-17	6-0	61	10.2	6	12	.500	3	4	.750	2	5	.400	1	6	7	1.2	7	0	6	6	2	4	17	2.8

CAREER SEC STATISTICS

Season	GP-GS	Min	Avg	FG	FGA	Pct	3FG	3FGA	Pct	FT	FTA	Pct	Off	Def	Tot	Avg	PF	FO	Ast	TO	Blk	Stl	Pts	Avg
2017																								



#12 KHADIM GUEYE

FRESHMAN | FORWARD | 7'0" | HS

DAKAR, SENEGAL/VICTORY ROCK PREP

SEASON NOTABLES

- Scored six points with seven rebounds in the exhibition win vs. Newberry
- Collected two rebounds in win vs. Holy Cross (Nov. 13)
- Played 17 minutes off the bench and scored first career points after going 4-for-4 from the free throw line in win vs. SC State (Nov. 18), also had new single-game high five rebounds
- Snagged two rebounds in 13 minutes off the bench in win vs. No. 25/24 Michigan (Nov. 23)
- Recorded four minutes in victory over No. 18/16 Syracuse (Nov. 26)
- Saw six minutes of action off the bench in win vs. Vermont (Dec. 1)

GUEYE'S SEASON HIGHS

Points

6, vs. SC State (Nov. 18, 2016)

Field Goals

1, vs. SC State (Nov. 18, 2016)

Field Goal Attempts

3, vs. SC State (Nov. 18, 2016)

3-Point Field Goals

-

3-Point Field Goal Attempts

-

Free Throws

4, vs. SC State (Nov. 18, 2016)

Free Throw Attempts

4, vs. SC State (Nov. 18, 2016)

Rebounds

5, vs. SC State (Nov. 18, 2016)

Assists

-

Blocks

2, vs. SC State (Nov. 18, 2016)

Steals

-

Minutes

17, vs. SC State (Nov. 18, 2016)

2016-17

Opponent	Date	GS	Min	FG-FGA	Pct	3FG-FGA	Pct	FT-FTA	Pct	Off	Def	Tot	Avg	PF	FO	A	TO	Blk	Stl	Pts	Avg
Louisiana Tech	11/11/16		1	0-0	.000	0-0	.000	0-0	.000	0	0	0	0.0	3	0	0	1	0	0	0	0.0
Holy Cross	11/13/16		13	0-0	.000	0-0	.000	0-0	.000	1	1	2	1.0	1	0	0	1	1	0	0	0.0
Monmouth	11/15/16		1	0-0	.000	0-0	.000	0-0	.000	0	0	0	0.7	2	0	0	1	0	0	0	0.0
SC State	11/18/16		17	1-3	.333	0-0	.000	4-4	1.000	2	3	5	1.8	0	0	0	0	2	0	6	1.5
Michigan	11/23/16		13	0-2	.000	0-0	.000	0-0	.000	1	1	2	1.8	2	0	0	0	0	0	0	1.2
vs. Syracuse	11/26/16		4	0-0	.000	0-0	.000	0-0	.000	0	0	0	1.5	2	0	0	0	0	0	0	1.0
Vermont	12/1/16		6	0-1	.000	0-0	.000	0-0	.000	0	0	0	1.3	2	0	0	0	0	0	0	0.9
FIU	12/4/16																				
vs. Seton Hall	12/12/16																				
at USF	12/17/16																				
Clemson	12/21/16																				
Lander	12/27/16																				
at Memphis	12/30/16																				
at Georgia	1/4/17																				
Texas A&M	1/7/17																				
at Tennessee	1/11/17																				
Ole Miss	1/14/17																				
Florida	1/18/17																				
at Kentucky	1/21/17																				
Auburn	1/24/17																				
at Missouri	1/28/17																				
at LSU	2/1/17																				
Georgia	2/4/17																				
Alabama	2/7/17																				
at Mississippi State	2/11/17																				
Arkansas	2/15/17																				
at Vanderbilt	2/18/17																				
at Florida	2/21/17																				
Tennessee	2/25/17																				
Mississippi State	2/28/17																				
at Ole Miss	3/4/17																				
vs. SEC Tournament	TBD																				
vs. NCAA Tournament	TBD																				

CAREER STATISTICS

Season	GP-GS	Min	Avg	FG	FGA	Pct	3FG	3FGA	Pct	FT	FTA	Pct	Off	Def	Tot	Avg	PF	FO	Ast	TO	Blk	Stl	Pts	Avg
2016-17	7-0	55	7.9	1	6	.167	0	0	.000	4	4	1.000	4	5	9	1.3	12	0	0	3	3	0	6	0.9

CAREER SEC STATISTICS

Season	GP-GS	Min	Avg	FG	FGA	Pct	3FG	3FGA	Pct	FT	FTA	Pct	Off	Def	Tot	Avg	PF	FO	Ast	TO	Blk	Stl	Pts	Avg
2017																								



#23 EVAN HINSON

FRESHMAN | GUARD | 6'4" | HS

DELTONA, FLA./DELTONA

SEASON NOTABLES

- Also a member of the Carolina football team and will join the basketball squad at the conclusion of the football season

HINSON'S SEASON HIGHS

Points

-

Field Goals

-

Field Goal Attempts

-

3-Point Field Goals

-

3-Point Field Goal Attempts

-

Free Throws

-

Free Throw Attempts

-

Rebounds

-

Assists

-

Blocks

-

Steals

-

Minutes

-

2016-17

Opponent	Date	GS	Min	FG-FGA	Pct	3FG-FGA	Pct	FT-FTA	Pct	Off	Def	Tot	Avg	PF	FO	A	TO	Blk	Stl	Pts	Avg
Louisiana Tech	11/11/16	-	-	-	-	-	-	-	-	-	-	-	-	-	-	-	-	-	-	-	-
Holy Cross	11/13/16	-	-	-	-	-	-	-	-	-	-	-	-	-	-	-	-	-	-	-	-
Monmouth	11/15/16	-	-	-	-	-	-	-	-	-	-	-	-	-	-	-	-	-	-	-	-
SC State	11/18/16	-	-	-	-	-	-	-	-	-	-	-	-	-	-	-	-	-	-	-	-
Michigan	11/23/16	-	-	-	-	-	-	-	-	-	-	-	-	-	-	-	-	-	-	-	-
vs. Syracuse	11/26/16	-	-	-	-	-	-	-	-	-	-	-	-	-	-	-	-	-	-	-	-
Vermont	12/1/16	-	-	-	-	-	-	-	-	-	-	-	-	-	-	-	-	-	-	-	-
FIU	12/4/16																				
vs. Seton Hall	12/12/16																				
at USF	12/17/16																				
Clemson	12/21/16																				
Lander	12/27/16																				
at Memphis	12/30/16																				
at Georgia	1/4/17																				
Texas A&M	1/7/17																				
at Tennessee	1/11/17																				
Ole Miss	1/14/17																				
Florida	1/18/17																				
at Kentucky	1/21/17																				
Auburn	1/24/17																				
at Missouri	1/28/17																				
at LSU	2/1/17																				
Georgia	2/4/17																				
Alabama	2/7/17																				
at Mississippi State	2/11/17																				
Arkansas	2/15/17																				
at Vanderbilt	2/18/17																				
at Florida	2/21/17																				
Tennessee	2/25/17																				
Mississippi State	2/28/17																				
at Ole Miss	3/4/17																				
vs. SEC Tournament	TBD																				
vs. NCAA Tournament	TBD																				

CAREER STATISTICS

Season	GP-GS	Min	Avg	FG	FGA	Pct	3FG	3FGA	Pct	FT	FTA	Pct	Off	Def	Tot	Avg	PF	FO	Ast	TO	Blk	Stl	Pts	Avg
2016-17																								

CAREER SEC STATISTICS

Season	GP-GS	Min	Avg	FG	FGA	Pct	3FG	3FGA	Pct	FT	FTA	Pct	Off	Def	Tot	Avg	PF	FO	Ast	TO	Blk	Stl	Pts	Avg
2017																								



#24 SEDEE KEITA

FRESHMAN | FORWARD | 6'9" | HS

PHILADELPHIA, PA./22FT BASKETBALL ACADEMY

SEASON NOTABLES

- Made South Carolina debut in win vs. No. 24/25 Michigan after missing the first four games with a wrist injury, played eight minutes off bench and recorded one rebound on the offensive end
- Led all big men with 15 minutes off the bench in win vs. No. 18/16 Syracuse (Nov. 26), tallied one rebound, one assist, one block and one steal
- Scored first career points (4) in win vs. Vermont (Dec. 1), also recorded three rebounds in 10 minutes off the bench

KEITA'S SEASON HIGHS

Points

4, vs. Vermont (Dec. 1, 2016)

Field Goals

1, vs. Vermont (Dec. 1, 2016)

Field Goal Attempts

4, vs. Vermont (Dec. 1, 2016)

3-Point Field Goals

-

3-Point Field Goal Attempts

-

Free Throws

2, vs. Vermont (Dec. 1, 2016)

Free Throw Attempts

2, vs. Vermont (Dec. 1, 2016)

Rebounds

3, vs. Vermont (Dec. 1, 2016)

Assists

1, vs. Syracuse (Nov. 26, 2016)

Blocks

1, vs. Syracuse (Nov. 26, 2016)

Steals

1, vs. Syracuse (Nov. 26, 2016)

Minutes

15, vs. Syracuse (Nov. 26, 2016)

2016-17

Opponent	Date	GS	Min	FG-FGA	Pct	3FG-3FGA	Pct	FT-FTA	Pct	Off	Def	Tot	Avg	PF	FO	A	TO	Blk	Stl	Pts	Avg
Louisiana Tech	11/11/16	-	-	-	-	-	-	-DNP - wrist injury	-	-	-	-	-	-	-	-	-	-	-	-	-
Holy Cross	11/13/16	-	-	-	-	-	-	-DNP - wrist injury	-	-	-	-	-	-	-	-	-	-	-	-	-
Monmouth	11/15/16	-	-	-	-	-	-	-DNP - wrist injury	-	-	-	-	-	-	-	-	-	-	-	-	-
SC State	11/18/16	-	-	-	-	-	-	-DNP - wrist injury	-	-	-	-	-	-	-	-	-	-	-	-	-
Michigan	11/23/16		8	0-0	.000	0-0	.000	0-0	.000	1	0	1	1.0	2	0	0	2	0	0	0	0.0
vs. Syracuse	11/26/16		15	0-2	.000	0-0	.000	0-0	.000	0	1	1	1.0	1	0	1	1	1	1	0	0.0
Vermont	12/1/16		10	1-4	.250	0-0	.000	2-2	1.000	1	2	3	1.7	2	0	0	1	0	0	4	1.3
FIU	12/4/16																				
vs. Seton Hall	12/12/16																				
at USF	12/17/16																				
Clemson	12/21/16																				
Lander	12/27/16																				
at Memphis	12/30/16																				
at Georgia	1/4/17																				
Texas A&M	1/7/17																				
at Tennessee	1/11/17																				
Ole Miss	1/14/17																				
Florida	1/18/17																				
at Kentucky	1/21/17																				
Auburn	1/24/17																				
at Missouri	1/28/17																				
at LSU	2/1/17																				
Georgia	2/4/17																				
Alabama	2/7/17																				
at Mississippi State	2/11/17																				
Arkansas	2/15/17																				
at Vanderbilt	2/18/17																				
at Florida	2/21/17																				
Tennessee	2/25/17																				
Mississippi State	2/28/17																				
at Ole Miss	3/4/17																				
vs. SEC Tournament	TBD																				
vs. NCAA Tournament	TBD																				

CAREER STATISTICS

Season	GP-GS	Min	Avg	FG	FGA	Pct	3FG	3FGA	Pct	FT	FTA	Pct	Off	Def	Tot	Avg	PF	FO	Ast	TO	Blk	Stl	Pts	Avg
2016-17	3-0	33	11.0	1	6	.167	0	0	.000	2	2	1.000	2	3	5	1.7	5	0	1	4	1	1	4	1.3

CAREER SEC STATISTICS

Season	GP-GS	Min	Avg	FG	FGA	Pct	3FG	3FGA	Pct	FT	FTA	Pct	Off	Def	Tot	Avg	PF	FO	Ast	TO	Blk	Stl	Pts	Avg
2017																								



#21 MAIK KOTSAR

FRESHMAN | FORWARD | 6'10" | HS

TALLIN, ESTONIA/SUNRISE CHRISTIAN ACADEMY

SEASON NOTABLES

- Earned the start and tallied five points with three rebounds in the exhibition win vs. Newberry
- Foul trouble in the second half, but earned the start and scored four points with a pair of rebounds and a steal in opener vs. La Tech (Nov. 11)
- Six points and three rebounds in 15 minutes vs. Holy Cross (Nov. 13)
- Four points and two rebounds, with an assist, in OT win over Monmouth (Nov. 15)
- Scored in double figures (15 points) for the first time in his career in win vs. SC State (Nov. 18) after going a perfect 7-for-7 from the field, also led team with eight rebounds
- Posted 10 points and five rebounds in 23 minutes in win vs. No. 25/24 Michigan (Nov. 23), scored in double figures for the second straight game
- Finished tied for team-lead with career-high 16 points (7-of-9 shooting) in victory over No. 18/16 Syracuse (Nov. 26), had two steals and two rebounds in 30 minutes, which was new career-high for minutes played
- Tallied 14 points, including 12 in the second half, on 7-of-10 shooting in win vs. Vermont (Dec. 1) for his fourth-straight game in double-figures, also had five rebounds and a steal in 26 minutes

KOTSAR'S SEASON HIGHS

Points

16, vs. Syracuse (Nov. 26, 2016)

Field Goals

7, 3x, last vs. Vermont (Dec. 1, 2016)

Field Goal Attempts

10, vs. Vermont (Dec. 1, 2016)

3-Point Field Goals

-

3-Point Field Goal Attempts

-

Free Throws

2, 3x, last vs. Syracuse (Nov. 16, 2016)

Free Throw Attempts

3, twice, last vs. SC State (Nov. 18, 2016)

Rebounds

8, vs. SC State (Nov. 18, 2016)

Assists

2, vs. Michigan (Nov. 23, 2016)

Blocks

2, vs. SC State (Nov. 18, 2016)

Steals

2, vs. Syracuse (Nov. 26, 2016)

Minutes

30, vs. Syracuse (Nov. 26, 2016)

2016-17

Opponent	Date	GS	Min	FG-FGA	Pct	3FG-FGA	Pct	FFFTA	Pct	Off	Def	Tot	Avg	PF	FO	A	TO	Blk	Stl	Pts	Avg
Louisiana Tech	11/11/16	*	14	2-2	1.000	0-0	.000	0-3	.000	1	1	2	2.0	4	0	0	0	0	1	4	4.0
Holy Cross	11/13/16	*	15	2-2	1.000	0-0	.000	2-2	1.000	1	2	3	2.5	3	0	0	1	0	0	6	5.0
Monmouth	11/15/16	*	26	2-5	.400	0-0	.000	0-0	.000	1	2	2.3	4	0	1	1	0	0	4	4.7	
SC State	11/18/16	*	23	7-7	1.000	0-0	.000	1-3	.333	4	4	8	3.8	1	0	1	0	2	0	15	7.3
Michigan	11/23/16	*	23	4-7	.571	0-0	.000	2-2	1.000	2	3	5	4.0	3	0	2	0	0	0	10	7.8
vs. Syracuse	11/26/16	*	30	7-9	.778	0-0	.000	2-2	1.000	0	2	2	3.7	3	0	0	2	0	2	16	9.2
Vermont	12/1/16	*	26	7-10	.700	0-0	.000	0-0	.000	0	5	5	3.9	2	0	0	2	0	1	14	9.9
FIU	12/4/16																				
vs. Seton Hall	12/12/16																				
at USF	12/17/16																				
Clemson	12/21/16																				
Lander	12/27/16																				
at Memphis	12/30/16																				
at Georgia	1/4/17																				
Texas A&M	1/7/17																				
at Tennessee	1/11/17																				
Ole Miss	1/14/17																				
Florida	1/18/17																				
at Kentucky	1/21/17																				
Auburn	1/24/17																				
at Missouri	1/28/17																				
at LSU	2/1/17																				
Georgia	2/4/17																				
Alabama	2/7/17																				
at Mississippi State	2/11/17																				
Arkansas	2/15/17																				
at Vanderbilt	2/18/17																				
at Florida	2/21/17																				
Tennessee	2/25/17																				
Mississippi State	2/28/17																				
at Ole Miss	3/4/17																				
vs. SEC Tournament	TBD																				
vs. NCAA Tournament	TBD																				

CAREER STATISTICS

Season	GP-GS	Min	Avg	FG	FGA	Pct	3FG	3FGA	Pct	FT	FIA	Pct	Off	Def	Tot	Avg	PF	FO	Ast	TO	Blk	Stl	Pts	Avg
2016-17	7-7	157	22.4	31	42	.738	0	0	.000	7	12	.583	9	18	27	3.9	20	0	4	6	2	4	69	9.9

CAREER SEC STATISTICS

Season	GP-GS	Min	Avg	FG	FGA	Pct	3FG	3FGA	Pct	FT	FIA	Pct	Off	Def	Tot	Avg	PF	FO	Ast	TO	Blk	Stl	Pts	Avg
2017																								



#25 CHRISTIAN SCHMITT

FRESHMAN | GUARD | 6'0" | HS

MARS, PA. | MARS AREA HIGH SCHOOL

SEASON NOTABLES

- Made South Carolina debut in win vs. SC State (Nov. 18), played three minutes and attempted one 3
- Played one minute off the bench in win vs. Vermont (Dec. 1)

SCHMITT'S SEASON HIGHS

Points

-

Field Goals

-

Field Goal Attempts

1, vs. SC State (Nov. 18, 2016)

3-Point Field Goals

-

3-Point Field Goal Attempts

1, vs. SC State (Nov. 18, 2016)

Free Throws

-

Free Throw Attempts

-

Rebounds

-

Assists

-

Blocks

-

Steals

-

Minutes

3, vs. SC State (Nov. 18, 2016)

2016-17

Opponent	Date	GS	Min	FG-FGA	Pct	3FG-FGA	Pct	FT-FTA	Pct	Off	Def	Tot	Avg	PF	FO	A	TO	Blk	Stl	Pts	Avg
Louisiana Tech	11/11/16	-	-	-	-	-	-	-DNP - Coaches Decision	-	-	-	-	-	-	-	-	-	-	-	-	-
Holy Cross	11/13/16	-	-	-	-	-	-	-DNP - Coaches Decision	-	-	-	-	-	-	-	-	-	-	-	-	-
Monmouth	11/15/16	-	-	-	-	-	-	-DNP - Coaches Decision	-	-	-	-	-	-	-	-	-	-	-	-	-
SC State	11/18/16	-	3	0-1	.000	0-1	.000	0-0	.000	0	0	0	0	0	0	0	2	0	0	0	0.0
Michigan	11/23/16	-	-	-	-	-	-	-DNP - Coaches Decision	-	-	-	-	-	-	-	-	-	-	-	-	-
vs. Syracuse	11/26/16	-	-	-	-	-	-	-DNP - Coaches Decision	-	-	-	-	-	-	-	-	-	-	-	-	-
Vermont	12/1/16	-	1	0-0	.000	0-0	.000	0-0	.000	0	0	0	0	0	0	0	0	0	0	0	0.0
FIU	12/4/16	-	-	-	-	-	-	-	-	-	-	-	-	-	-	-	-	-	-	-	-
vs. Seton Hall	12/12/16	-	-	-	-	-	-	-	-	-	-	-	-	-	-	-	-	-	-	-	-
at USF	12/17/16	-	-	-	-	-	-	-	-	-	-	-	-	-	-	-	-	-	-	-	-
Clemson	12/21/16	-	-	-	-	-	-	-	-	-	-	-	-	-	-	-	-	-	-	-	-
Lander	12/27/16	-	-	-	-	-	-	-	-	-	-	-	-	-	-	-	-	-	-	-	-
at Memphis	12/30/16	-	-	-	-	-	-	-	-	-	-	-	-	-	-	-	-	-	-	-	-
at Georgia	1/4/17	-	-	-	-	-	-	-	-	-	-	-	-	-	-	-	-	-	-	-	-
Texas A&M	1/7/17	-	-	-	-	-	-	-	-	-	-	-	-	-	-	-	-	-	-	-	-
at Tennessee	1/11/17	-	-	-	-	-	-	-	-	-	-	-	-	-	-	-	-	-	-	-	-
Ole Miss	1/14/17	-	-	-	-	-	-	-	-	-	-	-	-	-	-	-	-	-	-	-	-
Florida	1/18/17	-	-	-	-	-	-	-	-	-	-	-	-	-	-	-	-	-	-	-	-
at Kentucky	1/21/17	-	-	-	-	-	-	-	-	-	-	-	-	-	-	-	-	-	-	-	-
Auburn	1/24/17	-	-	-	-	-	-	-	-	-	-	-	-	-	-	-	-	-	-	-	-
at Missouri	1/28/17	-	-	-	-	-	-	-	-	-	-	-	-	-	-	-	-	-	-	-	-
at LSU	2/1/17	-	-	-	-	-	-	-	-	-	-	-	-	-	-	-	-	-	-	-	-
Georgia	2/4/17	-	-	-	-	-	-	-	-	-	-	-	-	-	-	-	-	-	-	-	-
Alabama	2/7/17	-	-	-	-	-	-	-	-	-	-	-	-	-	-	-	-	-	-	-	-
at Mississippi State	2/11/17	-	-	-	-	-	-	-	-	-	-	-	-	-	-	-	-	-	-	-	-
Arkansas	2/15/17	-	-	-	-	-	-	-	-	-	-	-	-	-	-	-	-	-	-	-	-
at Vanderbilt	2/18/17	-	-	-	-	-	-	-	-	-	-	-	-	-	-	-	-	-	-	-	-
at Florida	2/21/17	-	-	-	-	-	-	-	-	-	-	-	-	-	-	-	-	-	-	-	-
Tennessee	2/25/17	-	-	-	-	-	-	-	-	-	-	-	-	-	-	-	-	-	-	-	-
Mississippi State	2/28/17	-	-	-	-	-	-	-	-	-	-	-	-	-	-	-	-	-	-	-	-
at Ole Miss	3/4/17	-	-	-	-	-	-	-	-	-	-	-	-	-	-	-	-	-	-	-	-
vs. SEC Tournament	TBD	-	-	-	-	-	-	-	-	-	-	-	-	-	-	-	-	-	-	-	-
vs. NCAA Tournament	TBD	-	-	-	-	-	-	-	-	-	-	-	-	-	-	-	-	-	-	-	-

CAREER STATISTICS

Season	GP-GS	Min	Avg	FG	FGA	Pct	3FG	3FGA	Pct	FT	FTA	Pct	Off	Def	Tot	Avg	PF	FO	Ast	TO	Blk	Stl	Pts	Avg
2016-17	2-0	4	2.0	0	1	.000	0	1	.000	0	0	.000	0	0	0	0.0	0	0	0	2	0	0	0	0.0

CAREER SEC STATISTICS

Season	GP-GS	Min	Avg	FG	FGA	Pct	3FG	3FGA	Pct	FT	FTA	Pct	Off	Def	Tot	Avg	PF	FO	Ast	TO	Blk	Stl	Pts	Avg
2017																								

AN INDIVIDUAL ...

Scored 20 or more points:	South Carolina: PJ Dozier (21), vs. Vermont, Dec. 1, 2016, in Columbia, S.C. Opponent: Adam Smith (21), Georgia Tech, March 21, 2016, in Columbia, S.C.
Scored 30 or more points:	South Carolina: Laimonas Chatkevicius (30), vs. High Point, March 15, 2016, in Columbia, S.C. Opponent: Kevin Punter (36), Tennessee, Jan. 23, 2016 in Knoxville, Tenn.
Scored 35 or more points:	South Carolina: Brenton Williams (38) vs. Mississippi State, March 6, 2013 in Columbia, S.C. Opponent: Kevin Punter (36), Tennessee, Jan. 23, 2016 in Knoxville, Tenn.
Scored 40 or more points:	South Carolina: N/A thru 1992-93 season Opponent: Austin Carr (43), Notre Dame, Dec. 30, 1969 in New Orleans, La.
Collected 20 or more rebounds:	South Carolina: Emmett Hall (23), vs. College of Charleston, Dec. 22, 1993 in Columbia, S.C. Opponent: Ekpe Udoh (20), Baylor, Jan. 2, 2010 in Columbia, S.C.
Collected 15 or more rebounds:	South Carolina: Michael Carrera (15), vs. Florida, Feb. 20, 2016 in Columbia, S.C. Opponent: Trey James (15), Coker, Dec. 21, 2014 in Columbia, S.C.
Made 12 or more field goals:	South Carolina: Laimonas Chatkevicius (15), vs. High Point, March 15, 2016, in Columbia, S.C. Opponent: Michael Frazier II (12), Florida, March 4, 2014 in Columbia, S.C.
Made 10 or more field goals:	South Carolina: Laimonas Chatkevicius (15), vs. High Point, March 15, 2016, in Columbia, S.C. Opponent: Wes Clark (10), Missouri, Jan. 16, 2016, in Columbia, S.C.
Attempted 20 or more field goals:	South Carolina: Michael Carrera (21), vs. Georgia, March 3, 2016 in Columbia, S.C. Opponent: Jamal Murray (21), Kentucky, Feb. 13, 2016, in Columbia, S.C.
Attempted 25 or more field goals:	South Carolina: Devan Downey, 25, at Kentucky, Feb. 25, 2010 in Lexington, Ky. Opponent: Kemmy Burgess (Alaska-Anchorage), 26, Nov. 24, 2005 in Anchorage, Alaska
Dished 10 or more assists:	South Carolina: Devan Downey, 11, vs. LSU, March 13, 2008 in Atlanta, Ga. Opponent: 11, Jabril Durham, Arkansas, March 5, 2016 in Fayetteville, Ark.
Swiped 5 or more steals:	South Carolina: PJ Dozier, 5 vs. Francis Marion, Dec. 30, 2015 in Columbia, S.C. Opponent: 5, Allen Payne, Auburn, Feb. 26, 2014 in Auburn, Ala.
Blocked 5 or more shots:	South Carolina: Damontre Harris, 5, vs. Georgia, Feb. 15, 2012 in Columbia, S.C. Opponent: Avry Holmes (5), Clemson, Dec. 18, 2015 in Greenville, S.C.
Made 5 or more 3-point field goals:	South Carolina: Mindaugas Kacinas (5), vs. Georgia, March 3, 2016 in Columbia, S.C. Opponent: Adam Smith (5), Georgia Tech, March 21, 2016, in Columbia, S.C.
Attempted 8 or more 3-point field goals:	South Carolina: Duane Notice (8), vs. Monmouth, Nov. 15, 2016, in Columbia, S.C. Opponent: Justin Robinson (9), Monmouth, Nov. 15, 2016, in Columbia, S.C.
Made 10 or more free throws:	South Carolina: Michael Carrera (11), Kentucky, Feb. 13, 2016, in Columbia, S.C. Opponent: Retin Obasohan (10), Alabama, Jan. 30, 2016, in Columbia, S.C.
Attempted 15 or more free throws:	South Carolina: Michael Carrera (15), vs. Kentucky, Feb. 13, 2016, in Columbia, S.C. Opponent: Ryan Rosburg (17), at Tennessee, Feb. 16, 2016 in Columbia, Mo.
Played all 40 minutes of regulation:	South Carolina: Duane Notice, vs. Texas A&M, Feb. 21, 2015 in Columbia, S.C. Opponent: Frank Sullivan, Auburn, Jan. 12, 2013 in Columbia, S.C.
A player hit a last-second shot (within 3 seconds) to win a game:	South Carolina: PJ Dozier (Buzzer Beater), vs. Monmouth, Nov. 15, 2016, in Columbia, S.C. Opponent: JJ Frazier (Free Throws), Georgia, March 11, 2016 in Nashville, Tenn.
A player had a double-double:	South Carolina: PJ Dozier (15 points, 10 rebounds), vs. Syracuse, Nov. 26, 2016, in Brooklyn, N.Y. Opponent: Chris Brady (17 points, 10 rebounds), Monmouth, Nov. 15, 2016, in Columbia, S.C.
Two or more players had a double-double:	S. Carolina: Michael Carrera (11 points, 10 rebounds), Sindarius Thornwell (18 points, 11 rebounds), at Georgia, Feb. 2, 2016, in Athens, Ga. Opponent: Alex Oriakhi (18 points, 11 rebounds), Earnest Ross (21 points, 10 rebounds) Missouri, Jan. 22, 2013 in Columbia, Mo.
A player had a triple-double:	South Carolina: Sam Muldrow (16 points, 14 rebounds, 10 blocks) vs. Vanderbilt, Jan. 8, 2011 in Columbia, S.C. *** Only second triple-double in South Carolina history (Chuck Eidson (25 points, 10 rebounds, 10 assists) vs. SC State, Nov. 29, 2002 in Columbia, S.C. Opponent: Daniel Hackett (Southern California - 22 points, 10 rebounds, 10 assists), Nov. 17, 2007 in Columbia, S.C.
Scored 30 or more points in back-to-back games:	South Carolina: Devan Downey, 30 vs. Kentucky, Jan. 26, 2010 in Columbia, S.C. 33 vs. Georgia, Jan. 30, 2010, in Columbia, S.C.
Scored 25 or more points in back-to-back games:	South Carolina: Devan Downey, 33 vs. Georgia, Jan. 30, 2010, in Columbia, S.C. 26 at Tennessee, Feb. 6, 2010 in Knoxville, Tenn.

A TEAM ...

Scored 100 or more points:	South Carolina: 103 vs. The Citadel, Nov. 12, 2007 in Columbia, S.C. Opponent: 107, Vanderbilt, Feb. 17, 1996 in Nashville, Tenn.
Scored 50 points or less:	South Carolina: 46, vs. Florida, March 4, 2014 in Columbia S.C. Opponent: 50, Vermont, Dec. 1, 2016 in Columbia, S.C.
Scored 50 points in a half:	South Carolina: 50 (1st half), vs. SC State, Nov. 18, 2016, in Columbia, S.C. Opponent: 52 (2nd half), Georgia Jan. 22, 2014 in Athens, Ga.
Failed to score 25 points in a half:	South Carolina: 23 (1st half), at Georgia, Feb. 2, 2016, in Athens, Ga. Opponent: 18 (2nd half), Vermont, Dec. 1, 2016, in Columbia, S.C.

Collected 50 or more rebounds:	South Carolina: 50, vs. Alabama, Jan. 30, 2016, in Columbia, S.C. Opponent: 52, WKU, Nov. 27, 2010 in Bowling Green, Ky.
Shot 60% or better from the field:	South Carolina: 60.0% (39-65), vs. High Point, March 15, 2016, in Columbia, S.C. Opponent: 69.6% (32-46) Missouri, Feb. 28, 2013 in Columbia, S.C.
Shot 50% or better from the field:	South Carolina: 50.8% (33-65), vs. SC State, Nov. 18, 2016, in Columbia, S.C. Opponent: 50.8% (30-59), Georgia Tech, March 21, 2016, in Columbia, S.C.
Shot less than 30% from the field:	South Carolina: 27.1% (16-59), vs. Texas A&M, Feb. 21, 2015 in Columbia, S.C. Opponent: 19.2% (10-52), Michigan, Nov. 23, 2016, in Columbia, S.C.
Shot 50% or better from 3-point range (at least 10 attempts):	South Carolina: 50.0% (12-24), vs. Holy Cross, Nov. 13, 2016, in Columbia, S.C. Opponent 50.0% (11-22), Georgia Tech, March 21, 2016, in Columbia, S.C.
Shot 20% or less from 3-point range (at least 10 attempts):	South Carolina: 14.3% (3-21), vs. Missouri, Jan. 16, 2016, in Columbia, S.C. Opponent: 7.7% (2-26), Michigan, Nov. 23, 2016 in Columbia, S.C.
Dished 20 or more assists:	South Carolina: 25, vs. High Point, March 15, 2016, in Columbia, S.C. Opponent: 20, Mississippi State, Feb. 27, 2016, in Starkville, Miss.
Made 35 or more shots:	South Carolina: 39, vs. High Point, March 15, 2016, in Columbia, S.C. Opponent: 35, vs. Tennessee, March 5, 2009 in Columbia, S.C.
Attempted 80 or more shots:	South Carolina: 83 vs. WKU Nov. 27, 2010 in Bowling Green, Ky. Opponent: 83, LSU, Feb. 10, 1996 in Columbia, S.C.
Attempted 70 or more shots:	South Carolina: 72, vs. Providence, Dec. 1, 2011 in Columbia, S.C. Opponent: 71, Arkansas, Feb. 3, 2015 in Fayetteville, Ark.
Made 10 or more 3-pointers:	South Carolina: 12, vs. Holy Cross, Nov. 13, 2016, in Columbia, S.C. Opponent: 11, Georgia Tech, March 21, 2016, in Columbia, S.C.
Did not make a 3-pointer:	South Carolina: vs. Milwaukee, Nov. 11, 2012 in Columbia, S.C. Opponent: Miss. State, Jan. 9, 2013 in Starkville, Miss.
Attempted 30 or more 3-pointers:	South Carolina: 31 vs. Alabama, Jan. 25, 2012 in Columbia, S.C. Opponent: 30, High Point, March 15, 2016, in Columbia, S.C.
Attempted 25 or more 3-pointers:	South Carolina: 26, vs. Georgia, March 3, 2016 in Columbia, S.C. Opponent: 26, Michigan, Nov. 23, 2016, in Columbia, S.C.
Made 30 or more free throws:	South Carolina: 46 vs. Memphis, Jan. 2, 2015 in Columbia, S.C. Opponent: 30, Tennessee, Jan. 23, 2016 in Knoxville, Tenn.
Attempted 40 or more free throws:	South Carolina: 46, vs. Alabama, Jan. 30, 2016, in Columbia, S.C. Opponent: 42, Kentucky, March 1, 2014 in Columbia, S.C.
Swiped 15 or more steals:	South Carolina: 15 vs. Vanderbilt, Jan. 16, 2010 in Columbia, S.C. Opponent: 15, Monmouth, Nov. 15, 2016, in Columbia, S.C.
Blocked 12 or more shots:	South Carolina: 12, vs. Vanderbilt, Jan. 8, 2011 in Columbia, S.C. Opponent: 12, Mississippi State, Jan. 26, 2016, in Columbia, S.C.
Blocked 8 or more shots:	South Carolina: 9, vs. SC State, Nov. 18, 2016, in Columbia, S.C. Opponent: 9, Georgia, March 3, 2016 in Columbia, S.C.
Won by 30 or more points:	South Carolina: 42, vs. SC State, Nov. 18, 2016, in Columbia, S.C. Opponent: 34, Kentucky, Feb. 14, 2015 in Lexington, Ky.
Won by 20 or more points:	South Carolina: 42, vs. SC State, Nov. 18, 2016, in Columbia, S.C. Opponent: 27, Kentucky, Feb. 13, 2016, in Columbia, S.C.
Played a single overtime game:	Win: 70-69, vs. Monmouth, Nov. 15, 2016, in Columbia, S.C. Loss: 62-54 at Georgia, Feb. 23, 2013 in Athens, Ga.
Played a double overtime game:	Win: 87-85 vs. WKU, Nov. 27, 2010 in Bowling Green, Ky. Loss: 98-88 vs. Louisville, Feb. 20, 1988 in Columbia, S.C.
South Carolina played a No. 1 Team in the country:	Win: 68-62 vs. Kentucky, Jan. 26, 2010 in Columbia, S.C. Loss: 77-43 loss at Kentucky, Feb. 14, 2015 in Lexington, Ky.
South Carolina played a top-5 opponent:	Win: 68-62 vs. No. 1/1 Kentucky, Jan. 26, 2010 in Columbia, S.C. Loss: 75-36 loss to No. 4/4 Florida, Jan. 30, 2013 in Gainesville, Fla.
South Carolina played a top-10 opponent:	Win: 81-78 at No. 8/8 Texas A&M, Feb. 6, 2016, in College Station, Texas Loss: 58-43 loss vs. Kentucky, Jan. 24, 2015 in Columbia, S.C.
South Carolina played a top-25 opponent:	Win: 64-50 vs. No. 18/16 Syracuse, Nov. 26, 2016, in Brooklyn, N.Y. Loss: 89-62 loss vs. No. 22/21 Kentucky, Feb. 13, 2016, in Columbia, S.C.
South Carolina defeated a ranked opponent:	Home: 61-46 win over No. 25/24 Michigan, Nov. 23, 2016 in Columbia, S.C. Away: 77-73 at No. 13/19 Vanderbilt, March 6, 2010 in Nashville, Tenn. Neutral: 64-50 vs. No. 18/16 Syracuse, Nov. 26, 2016 in Brooklyn, N.Y. SEC Home: Win: 72-67 win over No. 17/15 Kentucky, March 1, 2014 in Columbia, S.C. SEC Away: 81-78 at No. 8/8 Texas A&M, Feb. 6, 2016, in College Station, Texas Non-conference away: 85-84 at No. 19/20 Baylor, Jan. 2, 2009 in Waco, Texas
South Carolina defeated a top 10 opponent:	Home: Win: 68-62 win vs. No. 1/1 Kentucky, Jan. 26, 2010 in Columbia, S.C. Away: 81-78 at No. 8/8 Texas A&M, Feb. 6, 2016, in College Station, Texas Neutral: 64-60 vs. No. 9/9 Iowa State, Jan. 3, 2015 in Brooklyn, N.Y.
A South Carolina win opened the season:	Home: 85-76 win vs. La Tech on Nov. 11, 2016, in Columbia, S.C. Away: 81-63 win at Western Carolina, Nov. 12, 2005 in Cullowhee, N.C. Neutral: 74-61 win vs. Chaminade, Nov. 19, 2001 in Maui, Hawaii (Maui Invite)
South Carolina opened SEC play:	Home: 72-68 loss vs. Florida, Jan. 7, 2015 in Gainesville, Fla. Away: 81-69 win at Auburn, Jan. 5, 2016, in Auburn, Ala.



South Carolina Basketball
 South Carolina Combined Team Statistics (as of Dec 01, 2016)
 All games

RECORD:	OVERALL	HOME	AWAY	NEUTRAL
ALL GAMES	7-0	6-0	0-0	1-0
CONFERENCE	0-0	0-0	0-0	0-0
NON-CONFERENCE	7-0	6-0	0-0	1-0

##	Player	gp-gs	min	avg	Total		3-Point		F-Throw		Rebounds				pf	dq	a	to	blk	stl	pts	avg		
					fg-fga	fg%	3fg-fga	3fg%	ft-fta	ft%	off	def	tot	avg										
00	THORNWELL, Sindari	7-7	217	31.0	41-86	.477	14-29	.483	35-40	.875	14	33	47	6.7	14	0	29	19	9	11	131	18.7		
15	DOZIER, PJ	7-7	187	26.7	30-69	.435	11-25	.440	11-13	.846	4	25	29	4.1	19	0	17	17	1	15	82	11.7		
21	KOTSAR, Maik	7-7	157	22.4	31-42	.738	0-0	.000	7-12	.583	9	18	27	3.9	20	0	4	6	2	4	69	9.9		
30	SILVA, Chris	7-7	119	17.0	23-37	.622	0-0	.000	20-27	.741	19	23	42	6.0	25	1	2	10	12	1	66	9.4		
10	NOTICE, Duane	7-7	213	30.4	20-55	.364	12-36	.333	13-18	.722	5	9	14	2.0	8	0	23	15	0	7	65	9.3		
20	MCKIE, Justin	7-0	142	20.3	16-37	.432	3-17	.176	2-5	.400	5	20	25	3.6	7	0	7	5	1	2	37	5.3		
02	GRAVETT, Hassani	7-0	135	19.3	11-34	.324	3-14	.214	0-4	.000	4	12	16	2.3	9	0	14	11	0	4	25	3.6		
05	BLANTON, TeMarcus	3-0	14	4.7	3-5	.600	2-3	.667	1-2	.500	1	4	5	1.7	0	0	0	1	0	0	9	3.0		
04	FELDER, Rakym	6-0	61	10.2	6-12	.500	3-4	.750	2-5	.400	1	6	7	1.2	7	0	6	6	2	4	17	2.8		
24	KEITA, Sedee	3-0	33	11.0	1-6	.167	0-0	.000	2-2	1.000	2	3	5	1.7	5	0	1	4	1	1	4	1.3		
14	TUT, Ran	5-0	38	7.6	3-8	.375	0-1	.000	0-0	.000	3	11	14	2.8	0	0	1	0	2	2	6	1.2		
12	GUEYE, Khadim	7-0	55	7.9	1-6	.167	0-0	.000	4-4	1.000	4	5	9	1.3	12	0	0	3	3	0	6	0.9		
31	HOLLIMAN, Jarrell	5-0	46	9.2	2-4	.500	0-0	.000	0-0	.000	2	2	4	0.8	8	0	2	0	1	0	4	0.8		
25	SCHMITT, Christian	2-0	4	2.0	0-1	.000	0-1	.000	0-0	.000	0	0	0	0.0	0	0	0	2	0	0	0	0.0		
13	CORCHIANI, Tommy	2-0	4	2.0	0-0	.000	0-0	.000	0-0	.000	0	1	1	0.5	2	0	0	0	0	0	0	0.0		
Team											13	15	28											
Total.....		7	1425		188-402	.468	48-130	.369	97-132	.735	86	187	273	39.0	136	1	106	100	34	51	521	74.4		
Opponents.....		7	1425		119-364	.327	36-143	.252	116-165	.703	74	133	207	29.6	137	4	52	106	13	55	390	55.7		

TEAM STATISTICS	SC	OPP	Date	Opponent	Score	Att.
SCORING	521	390	11/11/16	LOUISIANA TECH	w 85-76	13344
Points per game	74.4	55.7	11/13/16	HOLY CROSS	w 81-49	9270
Scoring margin	+18.7	-	11/15/16	MONMOUTH	Wot 70-69	9779
FIELD GOALS-ATT	188-402	119-364	11/18/16	SC STATE	w 92-50	10159
Field goal pct	.468	.327	11/23/16	MICHIGAN	w 61-46	13051
3 POINT FG-ATT	48-130	36-143	11/26/16	vs Syracuse	w 64-50	8733
3-point FG pct	.369	.252	12/1/16	VERMONT	w 68-50	11579
3-pt FG made per game	6.9	5.1	* = Conference game			
FREE THROWS-ATT	97-132	116-165				
Free throw pct	.735	.703				
F-Throws made per game	13.9	16.6				
REBOUNDS	273	207				
Rebounds per game	39.0	29.6				
Rebounding margin	+9.4	-				
ASSISTS	106	52				
Assists per game	15.1	7.4				
TURNOVERS	100	106				
Turnovers per game	14.3	15.1				
Turnover margin	+0.9	-				
Assist/turnover ratio	1.1	0.5				
STEALS	51	55				
Steals per game	7.3	7.9				
BLOCKS	34	13				
Blocks per game	4.9	1.9				
ATTENDANCE	67182	8733				
Home games-Avg/Game	6-11197	0-0				
Neutral site-Avg/Game	-	1-8733				

Score by Periods	1st	2nd	OT	Totals
South Carolina	278	233	10	521
Opponents	195	186	9	390



South Carolina Basketball
 South Carolina Team Game-by-Game Comparison (as of Dec 02, 2016)
 All games

Opponent	1st	2nd	Score	Mar	Total FG	FG Pct	3-Pointers	3FG Pct	Free Throws	FT Pct	Rebounds	Assist	T/Over	Block	Steal	Fouls
LOUISIANA TECH	42/31	43/45	85-76	+9	30-57/24-55	.526/.436	9-18/7-20	.500/.350	16-26/21-30	.615/.700	35/29 +6	16/8	15/14	4/4	6/11	20/28
HOLY CROSS	44/32	37/17	81-49	+32	27-46/17-45	.587/.378	12-24/5-20	.500/.250	15-16/10-15	.938/.667	32/16 +16	17/12	11/9	6/0	4/3	17/16
MONMOUTH	29/22	31/38	70-69	+1	23-68/20-65	.338/.308	7-23/6-28	.304/.214	17-25/23-27	.680/.852	46/41 +5	15/10	20/18	5/4	7/15	22/24
SC STATE	50/25	42/25	92-50	+42	33-65/16-52	.508/.308	8-24/5-14	.333/.357	18-21/13-21	.857/.619	47/24 +23	17/6	13/14	9/1	6/6	17/19
MICHIGAN	33/27	28/19	61-46	+15	23-53/10-52	.434/.192	4-15/2-26	.267/.077	11-18/24-32	.611/.750	40/36 +4	10/2	13/16	6/0	5/7	24/17
Syracuse	37/26	27/24	64-50	+14	23-51/14-44	.451/.318	4-13/6-15	.308/.400	14-19/16-26	.737/.615	37/30 +7	13/9	15/17	1/2	12/6	21/19
VERMONT	43/32	25/18	68-50	+18	29-62/18-51	.468/.353	4-13/5-20	.308/.250	6-7/9-14	.857/.643	36/31 +5	18/5	13/18	3/2	11/7	15/14

Note: Game totals are displayed in the format TEAM/OPPONENT for each category



South Carolina Basketball
South Carolina Category Leaders (as of Dec 02, 2016)
All games

Points	G	Pts	Pts/G
THORNWELL, Sindarius	7	131	18.7
DOZIER, PJ	7	82	11.7
KOTSAR, Maik	7	69	9.9
SILVA, Chris	7	66	9.4
NOTICE, Duane	7	65	9.3
MCKIE, Justin	7	37	5.3
GRAVETT, Hassani	7	25	3.6
FELDER, Rakym	6	17	2.8
BLANTON, TeMarcus	3	9	3.0
GUEYE, Khadim	7	6	0.9
TUT, Ran	5	6	1.2
HOLLIMAN, Jarrell	5	4	0.8
KEITA, Sedee	3	4	1.3

FG Percentage	FG	Att	Pct
KOTSAR, Maik	31	42	.738
SILVA, Chris	23	37	.622
BLANTON, TeMarcus	3	5	.600
HOLLIMAN, Jarrell	2	4	.500
FELDER, Rakym	6	12	.500
THORNWELL, Sindarius	41	86	.477
DOZIER, PJ	30	69	.435
MCKIE, Justin	16	37	.432
TUT, Ran	3	8	.375
NOTICE, Duane	20	55	.364
GRAVETT, Hassani	11	34	.324
KEITA, Sedee	1	6	.167
GUEYE, Khadim	1	6	.167

3-Point Percentage	3FG	Att	Pct
FELDER, Rakym	3	4	.750
BLANTON, TeMarcus	2	3	.667
THORNWELL, Sindarius	14	29	.483
DOZIER, PJ	11	25	.440
NOTICE, Duane	12	36	.333
GRAVETT, Hassani	3	14	.214
MCKIE, Justin	3	17	.176
TUT, Ran	0	1	.000
SCHMITT, Christian	0	1	.000

Free Throw Percent	FG	Att	Pct
GUEYE, Khadim	4	4	1.000
KEITA, Sedee	2	2	1.000
THORNWELL, Sindarius	35	40	.875
DOZIER, PJ	11	13	.846
SILVA, Chris	20	27	.741
NOTICE, Duane	13	18	.722
KOTSAR, Maik	7	12	.583
BLANTON, TeMarcus	1	2	.500
FELDER, Rakym	2	5	.400
MCKIE, Justin	2	5	.400
GRAVETT, Hassani	0	4	.000

Scoring Average	G	Pts	Avg/G
THORNWELL, Sindarius	7	131	18.7
DOZIER, PJ	7	82	11.7
KOTSAR, Maik	7	69	9.9
SILVA, Chris	7	66	9.4
NOTICE, Duane	7	65	9.3
MCKIE, Justin	7	37	5.3
GRAVETT, Hassani	7	25	3.6
BLANTON, TeMarcus	3	9	3.0
FELDER, Rakym	6	17	2.8
KEITA, Sedee	3	4	1.3
TUT, Ran	5	6	1.2
GUEYE, Khadim	7	6	0.9

Field Goal Attempts	G	Att	Att/G
THORNWELL, Sindarius	7	86	12.3
DOZIER, PJ	7	69	9.9
NOTICE, Duane	7	55	7.9
KOTSAR, Maik	7	42	6.0
SILVA, Chris	7	37	5.3
MCKIE, Justin	7	37	5.3

Field Goals Made	G	Made	Made/G
THORNWELL, Sindarius	7	41	5.9
KOTSAR, Maik	7	31	4.4
DOZIER, PJ	7	30	4.3
SILVA, Chris	7	23	3.3
NOTICE, Duane	7	20	2.9

3-Point FG Attempts	G	Att	Att/G
NOTICE, Duane	7	36	5.1
THORNWELL, Sindarius	7	29	4.1
DOZIER, PJ	7	25	3.6
MCKIE, Justin	7	17	2.4
GRAVETT, Hassani	7	14	2.0

3-Point FG Made	G	Made	Made/G
THORNWELL, Sindarius	7	14	2.0
NOTICE, Duane	7	12	1.7
DOZIER, PJ	7	11	1.6
FELDER, Rakym	6	3	0.5
GRAVETT, Hassani	7	3	0.4
MCKIE, Justin	7	3	0.4

Free Throw Attempts	G	Att	Att/G
THORNWELL, Sindarius	7	40	5.7
SILVA, Chris	7	27	3.9
NOTICE, Duane	7	18	2.6
DOZIER, PJ	7	13	1.9
KOTSAR, Maik	7	12	1.7

Free Throws Made	G	Made	Made/G
THORNWELL, Sindarius	7	35	5.0
SILVA, Chris	7	20	2.9
NOTICE, Duane	7	13	1.9
DOZIER, PJ	7	11	1.6
KOTSAR, Maik	7	7	1.0



South Carolina Basketball
South Carolina Category Leaders (as of Dec 02, 2016)
All games

<u>Rebounds</u>	<u>G</u>	<u>Reb</u>	<u>Reb/G</u>
THORNWELL, Sindarius	7	47	6.7
SILVA, Chris	7	42	6.0
DOZIER, PJ	7	29	4.1
KOTSAR, Maik	7	27	3.9
MCKIE, Justin	7	25	3.6

<u>Rebound Average</u>	<u>G</u>	<u>Reb</u>	<u>Avg/G</u>
THORNWELL, Sindarius	7	47	6.7
SILVA, Chris	7	42	6.0
DOZIER, PJ	7	29	4.1
KOTSAR, Maik	7	27	3.9
MCKIE, Justin	7	25	3.6

<u>Offensive Rebounds</u>	<u>G</u>	<u>No.</u>	<u>Avg/G</u>
SILVA, Chris	7	19	2.7
THORNWELL, Sindarius	7	14	2.0
KOTSAR, Maik	7	9	1.3
MCKIE, Justin	7	5	0.7
NOTICE, Duane	7	5	0.7

<u>Defensive Rebounds</u>	<u>G</u>	<u>No.</u>	<u>Avg/G</u>
THORNWELL, Sindarius	7	33	4.7
DOZIER, PJ	7	25	3.6
SILVA, Chris	7	23	3.3
MCKIE, Justin	7	20	2.9
KOTSAR, Maik	7	18	2.6

<u>Fouls</u>	<u>G</u>	<u>No.</u>	<u>Per/G</u>
SILVA, Chris	7	25	3.6
KOTSAR, Maik	7	20	2.9
DOZIER, PJ	7	19	2.7
THORNWELL, Sindarius	7	14	2.0
GUEYE, Khadim	7	12	1.7

<u>Foulsouts</u>	<u>G</u>	<u>No.</u>
SILVA, Chris	7	1

<u>Assists</u>	<u>G</u>	<u>No.</u>	<u>Ast/G</u>
THORNWELL, Sindarius	7	29	4.1
NOTICE, Duane	7	23	3.3
DOZIER, PJ	7	17	2.4
GRAVETT, Hassani	7	14	2.0
MCKIE, Justin	7	7	1.0

<u>Steals</u>	<u>G</u>	<u>No.</u>	<u>Stl/G</u>
DOZIER, PJ	7	15	2.1
THORNWELL, Sindarius	7	11	1.6
NOTICE, Duane	7	7	1.0
FELDER, Rakym	6	4	0.7
KOTSAR, Maik	7	4	0.6
GRAVETT, Hassani	7	4	0.6

<u>Blocked Shots</u>	<u>G</u>	<u>No.</u>	<u>Blk/G</u>
SILVA, Chris	7	12	1.7
THORNWELL, Sindarius	7	9	1.3
GUEYE, Khadim	7	3	0.4
TUT, Ran	5	2	0.4
KOTSAR, Maik	7	2	0.3
FELDER, Rakym	6	2	0.3

<u>Minutes</u>	<u>G</u>	<u>No.</u>	<u>Min/G</u>
THORNWELL, Sindarius	7	217	31.0
NOTICE, Duane	7	213	30.4
DOZIER, PJ	7	187	26.7
KOTSAR, Maik	7	157	22.4
MCKIE, Justin	7	142	20.3

<u>Turnovers</u>	<u>G</u>	<u>No.</u>	<u>TO/G</u>
THORNWELL, Sindarius	7	19	2.7
DOZIER, PJ	7	17	2.4
NOTICE, Duane	7	15	2.1
GRAVETT, Hassani	7	11	1.6
SILVA, Chris	7	10	1.4



South Carolina Basketball
South Carolina Team High/Low Analysis (as of Dec 02, 2016)
All games

South Carolina - TEAM GAME HIGHS

POINTS	92	SC STATE (11/18/16)
	85	LOUISIANA TECH (11/11/16)
	81	HOLY CROSS (11/13/16)
	70	MONMOUTH (11/15/16)
	68	VERMONT (12/1/16)
FIELD GOALS MADE	33	SC STATE (11/18/16)
	30	LOUISIANA TECH (11/11/16)
FIELD GOAL ATTEMPTS	68	MONMOUTH (11/15/16)
	65	SC STATE (11/18/16)
FIELD GOAL PERCENTAGE	.587 (27-46)	HOLY CROSS (11/13/16)
	.526 (30-57)	LOUISIANA TECH (11/11/16)
3 PT FIELD GOALS MADE	12	HOLY CROSS (11/13/16)
	9	LOUISIANA TECH (11/11/16)
3 PT FG ATTEMPTS	24	SC STATE (11/18/16)
	24	HOLY CROSS (11/13/16)
3 PT FG PERCENTAGE	.500 (12-24)	HOLY CROSS (11/13/16)
	.500 (9-18)	LOUISIANA TECH (11/11/16)
FREE THROWS MADE	18	SC STATE (11/18/16)
	17	MONMOUTH (11/15/16)
FREE THROW ATTEMPTS	26	LOUISIANA TECH (11/11/16)
	25	MONMOUTH (11/15/16)
FREE THROW PERCENTAGE	.938 (15-16)	HOLY CROSS (11/13/16)
	.857 (18-21)	SC STATE (11/18/16)
	.857 (6-7)	VERMONT (12/1/16)
REBOUNDS	47	SC STATE (11/18/16)
	46	MONMOUTH (11/15/16)
ASSISTS	18	VERMONT (12/1/16)
	17	SC STATE (11/18/16)
	17	HOLY CROSS (11/13/16)
STEALS	12	vs Syracuse (11/26/16)
	11	VERMONT (12/1/16)
BLOCKED SHOTS	9	SC STATE (11/18/16)
	6	MICHIGAN (11/23/16)
	6	HOLY CROSS (11/13/16)
TURNOVERS	20	MONMOUTH (11/15/16)
	15	vs Syracuse (11/26/16)
	15	LOUISIANA TECH (11/11/16)
FOULS	24	MICHIGAN (11/23/16)
	22	MONMOUTH (11/15/16)



South Carolina Basketball
South Carolina High/Low Analysis (as of Dec 02, 2016)
All games

Opponent - GAME HIGHS

POINTS	76	LOUISIANA TECH (11/11/16)
	69	MONMOUTH (11/15/16)
	50	VERMONT (12/1/16)
	50	vs Syracuse (11/26/16)
	50	SC STATE (11/18/16)
FIELD GOALS MADE	24	LOUISIANA TECH (11/11/16)
	20	MONMOUTH (11/15/16)
FIELD GOAL ATTEMPTS	65	MONMOUTH (11/15/16)
	55	LOUISIANA TECH (11/11/16)
FIELD GOAL PERCENTAGE	.436 (24-55)	LOUISIANA TECH (11/11/16)
	.378 (17-45)	HOLY CROSS (11/13/16)
3 PT FIELD GOALS MADE	7	LOUISIANA TECH (11/11/16)
	6	vs Syracuse (11/26/16)
	6	MONMOUTH (11/15/16)
3 PT FG ATTEMPTS	28	MONMOUTH (11/15/16)
	26	MICHIGAN (11/23/16)
3 PT FG PERCENTAGE	.400 (6-15)	vs Syracuse (11/26/16)
	.357 (5-14)	SC STATE (11/18/16)
FREE THROWS MADE	24	MICHIGAN (11/23/16)
	23	MONMOUTH (11/15/16)
FREE THROW ATTEMPTS	32	MICHIGAN (11/23/16)
	30	LOUISIANA TECH (11/11/16)
FREE THROW PERCENTAGE	.852 (23-27)	MONMOUTH (11/15/16)
	.750 (24-32)	MICHIGAN (11/23/16)
REBOUNDS	41	MONMOUTH (11/15/16)
	36	MICHIGAN (11/23/16)
ASSISTS	12	HOLY CROSS (11/13/16)
	10	MONMOUTH (11/15/16)
STEALS	15	MONMOUTH (11/15/16)
	11	LOUISIANA TECH (11/11/16)
BLOCKED SHOTS	4	MONMOUTH (11/15/16)
	4	LOUISIANA TECH (11/11/16)
TURNOVERS	18	VERMONT (12/1/16)
	18	MONMOUTH (11/15/16)
FOULS	28	LOUISIANA TECH (11/11/16)
	24	MONMOUTH (11/15/16)



South Carolina Basketball
South Carolina High/Low Analysis (as of Dec 02, 2016)
All games

South Carolina - GAME LOWS

POINTS	61	MICHIGAN (11/23/16)
	64	vs Syracuse (11/26/16)
	68	VERMONT (12/1/16)
	70	MONMOUTH (11/15/16)
	81	HOLY CROSS (11/13/16)
FIELD GOALS MADE	23	MONMOUTH (11/15/16)
	23	MICHIGAN (11/23/16)
	23	vs Syracuse (11/26/16)
FIELD GOAL ATTEMPTS	46	HOLY CROSS (11/13/16)
	51	vs Syracuse (11/26/16)
FIELD GOAL PERCENTAGE	.338 (23-68)	MONMOUTH (11/15/16)
	.434 (23-53)	MICHIGAN (11/23/16)
3 PT FIELD GOALS MADE	4	MICHIGAN (11/23/16)
	4	vs Syracuse (11/26/16)
	4	VERMONT (12/1/16)
3 PT FG ATTEMPTS	13	vs Syracuse (11/26/16)
	13	VERMONT (12/1/16)
3 PT FG PERCENTAGE	.267 (4-15)	MICHIGAN (11/23/16)
	.304 (7-23)	MONMOUTH (11/15/16)
FREE THROWS MADE	6	VERMONT (12/1/16)
	11	MICHIGAN (11/23/16)
FREE THROW ATTEMPTS	7	VERMONT (12/1/16)
	16	HOLY CROSS (11/13/16)
FREE THROW PERCENTAGE	.611 (11-18)	MICHIGAN (11/23/16)
	.615 (16-26)	LOUISIANA TECH (11/11/16)
REBOUNDS	32	HOLY CROSS (11/13/16)
	35	LOUISIANA TECH (11/11/16)
ASSISTS	10	MICHIGAN (11/23/16)
	13	vs Syracuse (11/26/16)
STEALS	4	HOLY CROSS (11/13/16)
	5	MICHIGAN (11/23/16)
BLOCKED SHOTS	1	vs Syracuse (11/26/16)
	3	VERMONT (12/1/16)
TURNOVERS	11	HOLY CROSS (11/13/16)
	13	SC STATE (11/18/16)
	13	MICHIGAN (11/23/16)
	13	VERMONT (12/1/16)
FOULS	15	VERMONT (12/1/16)
	17	HOLY CROSS (11/13/16)
	17	SC STATE (11/18/16)



South Carolina Basketball
South Carolina High/Low Analysis (as of Dec 02, 2016)
All games

Opponent - GAME LOWS

POINTS	46	MICHIGAN (11/23/16)
	49	HOLY CROSS (11/13/16)
	50	SC STATE (11/18/16)
	50	vs Syracuse (11/26/16)
	50	VERMONT (12/1/16)
FIELD GOALS MADE	10	MICHIGAN (11/23/16)
	14	vs Syracuse (11/26/16)
FIELD GOAL ATTEMPTS	44	vs Syracuse (11/26/16)
	45	HOLY CROSS (11/13/16)
FIELD GOAL PERCENTAGE	.192 (10-52)	MICHIGAN (11/23/16)
	.308 (16-52)	SC STATE (11/18/16)
	.308 (20-65)	MONMOUTH (11/15/16)
3 PT FIELD GOALS MADE	2	MICHIGAN (11/23/16)
	5	HOLY CROSS (11/13/16)
	5	SC STATE (11/18/16)
	5	VERMONT (12/1/16)
3 PT FG ATTEMPTS	14	SC STATE (11/18/16)
	15	vs Syracuse (11/26/16)
3 PT FG PERCENTAGE	.077 (2-26)	MICHIGAN (11/23/16)
	.214 (6-28)	MONMOUTH (11/15/16)
FREE THROWS MADE	9	VERMONT (12/1/16)
	10	HOLY CROSS (11/13/16)
FREE THROW ATTEMPTS	14	VERMONT (12/1/16)
	15	HOLY CROSS (11/13/16)
FREE THROW PERCENTAGE	.615 (16-26)	vs Syracuse (11/26/16)
	.619 (13-21)	SC STATE (11/18/16)
REBOUNDS	16	HOLY CROSS (11/13/16)
	24	SC STATE (11/18/16)
ASSISTS	2	MICHIGAN (11/23/16)
	5	VERMONT (12/1/16)
STEALS	3	HOLY CROSS (11/13/16)
	6	SC STATE (11/18/16)
	6	vs Syracuse (11/26/16)
BLOCKED SHOTS	0	HOLY CROSS (11/13/16)
	0	MICHIGAN (11/23/16)
TURNOVERS	9	HOLY CROSS (11/13/16)
	14	LOUISIANA TECH (11/11/16)
	14	SC STATE (11/18/16)
FOULS	14	VERMONT (12/1/16)
	16	HOLY CROSS (11/13/16)



South Carolina Basketball
 South Carolina Player High/Low Analysis (as of Dec 02, 2016)
 All games

South Carolina - I N D I V I D U A L G A M E H I G H S

Points	23		THORNWELL, Sindarius vs Monmouth (11/15/16)
	22		THORNWELL, Sindarius vs SC State (11/18/16)
	21		DOZIER, PJ vs Vermont (12/1/16)
	21		THORNWELL, Sindarius vs Michigan (11/23/16)
	20		THORNWELL, Sindarius vs Holy Cross (11/13/16)
Field Goals Made	9		DOZIER, PJ vs Vermont (12/1/16)
	8		THORNWELL, Sindarius vs Michigan (11/23/16)
	8		THORNWELL, Sindarius vs SC State (11/18/16)
Field Goal Att.	18		THORNWELL, Sindarius vs Monmouth (11/15/16)
	16		DOZIER, PJ vs Syracuse (11/26/16)
	16		THORNWELL, Sindarius vs Louisiana Tech (11/11/16)
FG Pct (min 5 made)	1.000	(7-7)	KOTSAR, Maik vs SC State (11/18/16)
	.833	(5-6)	SILVA, Chris vs Vermont (12/1/16)
3-Point FG Made	4		THORNWELL, Sindarius vs Holy Cross (11/13/16)
	3		DOZIER, PJ vs Vermont (12/1/16)
	3		NOTICE, Duane vs Monmouth (11/15/16)
	3		DOZIER, PJ vs Holy Cross (11/13/16)
	3		NOTICE, Duane vs Louisiana Tech (11/11/16)
3-Point FG Att.	8		NOTICE, Duane vs Monmouth (11/15/16)
	6		THORNWELL, Sindarius vs SC State (11/18/16)
	6		MCKIE, Justin vs Monmouth (11/15/16)
	6		DOZIER, PJ vs Holy Cross (11/13/16)
	6		THORNWELL, Sindarius vs Holy Cross (11/13/16)
	6		NOTICE, Duane vs Louisiana Tech (11/11/16)
3-Pt FG Pct (min 2 made)	1.000	(2-2)	FELDER, Rakym vs Holy Cross (11/13/16)
	.667	(4-6)	THORNWELL, Sindarius vs Holy Cross (11/13/16)
	.667	(2-3)	DOZIER, PJ vs Louisiana Tech (11/11/16)
Free Throws Made	9		THORNWELL, Sindarius vs Syracuse (11/26/16)
	9		THORNWELL, Sindarius vs Monmouth (11/15/16)
Free Throw Att.	11		THORNWELL, Sindarius vs Monmouth (11/15/16)
	10		THORNWELL, Sindarius vs Syracuse (11/26/16)
FT Pct (min 3 made)	1.000	(6-6)	THORNWELL, Sindarius vs Holy Cross (11/13/16)
	1.000	(5-5)	SILVA, Chris vs SC State (11/18/16)
	1.000	(4-4)	GUEYE, Khadim vs SC State (11/18/16)
	1.000	(4-4)	THORNWELL, Sindarius vs SC State (11/18/16)
	1.000	(4-4)	DOZIER, PJ vs Holy Cross (11/13/16)
Rebounds	10		DOZIER, PJ vs Syracuse (11/26/16)
	10		THORNWELL, Sindarius vs Michigan (11/23/16)
	10		SILVA, Chris vs Monmouth (11/15/16)
Assists	9		THORNWELL, Sindarius vs Vermont (12/1/16)
	6		DOZIER, PJ vs SC State (11/18/16)
	6		THORNWELL, Sindarius vs Louisiana Tech (11/11/16)
Steals	3		DOZIER, PJ vs Vermont (12/1/16)
	3		THORNWELL, Sindarius vs Vermont (12/1/16)
	3		THORNWELL, Sindarius vs Syracuse (11/26/16)
	3		DOZIER, PJ vs Syracuse (11/26/16)
	3		DOZIER, PJ vs SC State (11/18/16)
	3		NOTICE, Duane vs Monmouth (11/15/16)
Blocked Shots	3		THORNWELL, Sindarius vs Michigan (11/23/16)
	3		SILVA, Chris vs SC State (11/18/16)
	3		THORNWELL, Sindarius vs Monmouth (11/15/16)
Turnovers	6		THORNWELL, Sindarius vs Louisiana Tech (11/11/16)
	4		THORNWELL, Sindarius vs Michigan (11/23/16)

Fouls	5	SILVA, Chris vs Monmouth (11/15/16)	
	4	SILVA, Chris vs Michigan (11/23/16)	
	4	DOZIER, PJ vs Michigan (11/23/16)	
	4	KOTSAR, Maik vs Monmouth (11/15/16)	
	4	SILVA, Chris vs Holy Cross (11/13/16)	
	4	KOTSAR, Maik vs Louisiana Tech (11/11/16)	
	4	SILVA, Chris vs Louisiana Tech (11/11/16)	
	4	THORNWELL, Sindarius vs Louisiana Tech (11/11/16)	
	Minutes	41	THORNWELL, Sindarius vs Monmouth (11/15/16)
		41	NOTICE, Duane vs Monmouth (11/15/16)
35		NOTICE, Duane vs Michigan (11/23/16)	
32		DOZIER, PJ vs Vermont (12/1/16)	
32		NOTICE, Duane vs Syracuse (11/26/16)	
32		THORNWELL, Sindarius vs Michigan (11/23/16)	
32		THORNWELL, Sindarius vs Louisiana Tech (11/11/16)	



South Carolina Basketball
South Carolina Opponent High/Low Analysis (as of Dec 02, 2016)
All games

OPPONENT INDIVIDUAL GAME HIGHS

Points	18		LYDON, Tyler vs Syracuse (11/26/16)
	18		EAVES, "EJ" Eric vs SC State (11/18/16)
	18		Robert Champion vs Holy Cross (11/13/16)
	18		JEAN, Derric vs Louisiana Tech (11/11/16)
	17		Brady, Chris vs Monmouth (11/15/16)
Field Goals Made	7		Brady, Chris vs Monmouth (11/15/16)
	7		Robert Champion vs Holy Cross (11/13/16)
Field Goal Att.	15		Robert Champion vs Holy Cross (11/13/16)
	14		Walton Jr., Derrick vs Michigan (11/23/16)
FG Pct (min 5 made)	.714	(5-7)	BRACEY, DaQuan vs Louisiana Tech (11/11/16)
	.700	(7-10)	Brady, Chris vs Monmouth (11/15/16)
3-Point FG Made	3		LYDON, Tyler vs Syracuse (11/26/16)
	3		EAVES, "EJ" Eric vs SC State (11/18/16)
	3		Malachi Alexander vs Holy Cross (11/13/16)
3-Point FG Att.	9		Walton Jr., Derrick vs Michigan (11/23/16)
	9		Robinson, Justin vs Monmouth (11/15/16)
3-Pt FG Pct (min 2 made)	1.000	(2-2)	BRACEY, DaQuan vs Louisiana Tech (11/11/16)
	.667	(2-3)	JEAN, Derric vs Louisiana Tech (11/11/16)
Free Throws Made	8		Donnal, Mark vs Michigan (11/23/16)
	8		JEAN, Derric vs Louisiana Tech (11/11/16)
Free Throw Att.	9		Donnal, Mark vs Michigan (11/23/16)
	9		JEAN, Derric vs Louisiana Tech (11/11/16)
FT Pct (min 3 made)	1.000	(7-7)	Hornbeak, Je'lon vs Monmouth (11/15/16)
	.889	(8-9)	Donnal, Mark vs Michigan (11/23/16)
	.889	(8-9)	JEAN, Derric vs Louisiana Tech (11/11/16)
Rebounds	10		Brady, Chris vs Monmouth (11/15/16)
	9		Hornbeak, Je'lon vs Monmouth (11/15/16)
Assists	4		Robinson, Justin vs Monmouth (11/15/16)
	4		Patrick Benzan vs Holy Cross (11/13/16)
Steals	4		Bell-Haynes, Trae vs Vermont (12/1/16)
	4		Seaborn, Micah vs Monmouth (11/15/16)
Blocked Shots	2		Ibiezugbe, Sam vs Monmouth (11/15/16)
	2		SHERMAN, Omar vs Louisiana Tech (11/11/16)
Turnovers	8		Irvin, Zak vs Michigan (11/23/16)
	6		Lamb, Anthony vs Vermont (12/1/16)
	6		LYDON, Tyler vs Syracuse (11/26/16)
Fouls	5		Lamb, Anthony vs Vermont (12/1/16)
	5		Irvin, Zak vs Michigan (11/23/16)
	5		BOYKINS, Jacobi vs Louisiana Tech (11/11/16)
	5		BRACEY, DaQuan vs Louisiana Tech (11/11/16)