


2016 NCAA Division 1 Men's Swimming & Diving - 03/23/16 to 03/26/16

Results - Finals - Thursday

Event 2 Men 200 Yard Freestyle Relay

NCAA:	1:14.08	N	03/28/09	Auburn	
American:	1:15.26	A	03/24/11	J Andkjaer, G Louw, K Norys, M Targett	Stanford
U. S. Open:	1:14.08	O	03/28/09	A Coville, A Staab, J Allen, A Wayne	
Championship:	1:14.08	C	03/28/09	Auburn	
Pool:	1:14.88	P	03/24/16	J Andkjaer, G Louw, K Norys, M Targett	Texas
				B Ringgold, J Schooling, J Conger, J Murray	Texas-ST

Team	Relay	Prelim Time	Finals Time	Points
<b>A - Final</b>				
1 Texas		1:15.84	1:14.88P	40
1) Ringgold, Brett SO	2) r:0.21 Schooling, Joseph SO	3) r:0.19 Conger, Jack JR	4) r:0.27 Murray, John SR	
r:+0.72 9.27	19.07 (19.07)	27.67 (8.60)	37.60 (18.53)	
46.51 (8.91)	56.34 (18.74)	1:05.09 (8.75)	1:14.88 (18.54)	
2 NC State		1:15.75	1:15.09	34
1) Bilis, Simonas SR	2) r:0.27 Bonk, Joe JR	3) r:0.32 Schiellerup, Andreas JR	4) r:0.18 Held, Ryan SO	
r:+0.66 9.05	18.77 (18.77)	27.81 (9.04)	37.92 (19.15)	
46.78 (8.86)	56.81 (18.89)	1:05.27 (8.46)	1:15.09 (18.28)	
3 Alabama		1:16.58	1:16.16	32
1) Gkolomeev, Kristian JR	2) r:0.25 Bams, Laurent SO	3) r:0.15 Kaliszak, Lucas SO	4) r:0.05 Walsh, Brett SR	
r:+0.72 9.31	18.92 (18.92)	28.09 (9.17)	38.14 (19.22)	
47.07 (8.93)	57.09 (18.95)	1:05.87 (8.78)	1:16.16 (19.07)	
*4 Florida		1:16.25	1:16.21	29
1) Dressel, Caeleb SO	2) r:0.22 Main, Corey SR	3) r:0.15 Szaranek, Mark SO	4) r:0.19 Blyzinskyj, Jack JR	
r:+0.62 8.71	18.24 (18.24)	27.58 (9.34)	37.67 (19.43)	
46.65 (8.98)	56.88 (19.21)	1:06.21 (9.33)	1:16.21 (19.33)	
*4 California		1:17.24	1:16.21	29
1) Gutierrez, Long JR	2) r:0.25 Murphy, Ryan JR	3) r:0.26 Messersschmidt, Tyler SR4	4) r:0.09 Lynch, Justin SO	
r:+0.64 9.34	19.58 (19.58)	28.28 (8.70)	38.14 (18.56)	
47.11 (8.97)	57.17 (19.03)	1:06.06 (8.89)	1:16.21 (19.04)	
6 Auburn		1:17.16	1:16.34	26
1) Holoda, Peter SO	2) r:0.16 Molacek, Jacob SO	3) r:0.20 Duderstadt, Michael JR	4) r:0.31 Darmody, Kyle JR	
r:+0.65 9.42	19.39 (19.39)	28.13 (8.74)	38.37 (18.98)	
47.11 (8.74)	57.28 (18.91)	1:06.25 (8.97)	1:16.34 (19.06)	
7 Missouri		1:16.87	1:16.97	24
1) Chadwick, Michael JR	2) r:0.98 Aragona, Christian JR	3) r:0.19 Margritier, Matthew SR	4) r:0.08 Sansoucie, Andrew JR	
r:+0.68 9.28	19.10 (19.10)	28.20 (9.10)	38.51 (19.41)	
47.30 (8.79)	57.74 (19.23)	1:06.54 (8.80)	1:16.97 (19.23)	
8 Michigan		1:16.91	1:18.63	22
1) Raisky, Jeremy SR	2) r:0.30 Tafuto, Vincent JR	3) r:0.42 Brumm, Pete SR	4) r:0.22 Sanders, Tristan SO	
r:+0.64 9.83	20.11 (20.11)	29.33 (9.22)	39.68 (19.57)	
49.09 (9.41)	59.33 (19.65)	1:08.35 (9.02)	1:18.63 (19.30)	



2016 NCAA Division 1 Men's Swimming & Diving - 03/23/16 to 03/26/16

Results - Finals - Thursday


B - Final ... (Event 2 Men 200 Yard Freestyle Relay)

Team	Relay	Prelim Time	Finals Time	Points
<b>B - Final</b>				
9 Indiana		1:17.79	1:17.00	18
1) Khalafalla, Ali SO	2) r:0.28 Pieroni, Blake SO	3) r:0.98 Tavcar, Anze JR	4) r:0.17 Lorentz, Sam JR	
r:+0.67 9.41	19.27 (19.27)	28.26 (8.99)	38.44 (19.17)	
47.54 (9.10)	57.70 (19.26)	1:06.81 (9.11)	1:17.00 (19.30)	
10 Stanford		1:17.45	1:17.77	14
1) Perry, Sam SO	2) r:0.14 Garnier, Jeff SR	3) r:0.27 DeShon, Spencer JR	4) r:0.31 Duggan, Sean SR	
r:+0.61 9.42	19.44 (19.44)	28.55 (9.11)	38.75 (19.31)	
47.85 (9.10)	58.22 (19.47)	1:07.47 (9.25)	1:17.77 (19.55)	
11 Tennessee		1:17.91	1:17.78	12
1) Coetzee, Ryan SO	2) r:0.17 Decoursey, Kyle FR	3) r:0.21 Aberg Lejdstrom, Gustav	4) r:0.29 Lehane, Sean SR	
r:+0.62 9.46	19.89 (19.89)	28.98 (9.09)	39.06 (19.17)	
47.86 (8.80)	58.19 (19.13)	1:07.43 (9.24)	1:17.78 (19.59)	
12 Ohio St		1:17.82	1:17.82	10
1) McHugh, Matt JR	2) r:0.19 Appleby, Andrew JR	3) r:0.28 Chavez, Mossimo FR	4) r:0.30 Musteriat, Kevin SO	
r:+0.68 9.52	19.71 (19.71)	28.95 (9.24)	39.01 (19.30)	
48.20 (9.19)	58.44 (19.43)	1:07.79 (9.35)	1:17.82 (19.38)	
13 Princeton		1:18.25	1:18.02	8
1) Hu-Van Wright, En-wei JR	2) r:0.14 Bole, Sandy SR	3) r:0.04 Mackrel, Julian JR	4) r:0.21 Lewis, Alex SO	
r:+0.69 9.75	19.95 (19.95)	28.95 (9.00)	39.21 (19.26)	
48.13 (8.92)	58.35 (19.14)	1:07.63 (9.28)	1:18.02 (19.67)	
14 Arizona		1:18.04	1:18.13	6
1) Dobbs, Chatham FR	2) r:0.27 Idensohn, Chad FR	3) r:0.05 Richmond, Renny JR	4) r:0.30 Beach, Justin SO	
r:+0.65 9.49	20.11 (20.11)	29.03 (8.92)	39.48 (19.37)	
48.38 (8.90)	58.55 (19.07)	1:07.72 (9.17)	1:18.13 (19.58)	
15 Louisville		1:17.87	1:18.24	4
1) Carroll, Trevor JR	2) r:0.32 Tarasevich, Grigory JR	3) r:0.22 Boland, David JR	4) r:0.23 Lindenbauer, Matthias JR	
r:+0.68 9.68	19.89 (19.89)	28.98 (9.09)	39.10 (19.21)	
48.40 (9.30)	58.57 (19.47)	1:07.69 (9.12)	1:18.24 (19.67)	
16 Harvard		1:18.01	1:18.37	2
1) Lutz, Sebastian FR	2) r:0.12 Tan, Steven SO	3) r:0.91 Yakubovich, Maxim JR	4) r:0.12 O'Hara, Paul JR	
r:+0.64 9.62	20.03 (20.03)	29.08 (9.05)	39.62 (19.59)	
48.76 (9.14)	59.09 (19.47)	1:08.09 (9.00)	1:18.37 (19.28)	

Event 3 Men 500 Yard Freestyle

NCAA:	4:08.60	N	03/23/06	Peter Vanderkaay	Michigan
American:	4:08.54	A	02/09/08	Peter Vanderkaay	Club Wolverine
U. S. Open:	4:08.54	O	02/09/08	Peter Vanderkaay	Club Wolverine
Championship:	4:08.60	C	03/23/06	Peter Vanderkaay	Michigan
Pool:	4:08.60	P	12/05/08	Peter Vanderkaay	Club Wolverine

Name	Yr	School	Prelim Time	Finals Time	Points
<b>A - Final</b>					
1 Haas, Townley	FR	Texas	4:12.68	4:09.00	20
r:+0.75 22.59		47.18 (24.59)	1:12.19 (25.01)	1:37.48 (25.29)	
2:02.86 (25.38)		2:28.22 (25.36)	2:53.51 (25.29)	3:19.17 (25.66)	
3:44.38 (25.21)		4:09.00 (24.62)			



## 2016 NCAA Division 1 Men's Swimming &amp; Diving - 03/23/16 to 03/26/16

## Results - Finals - Thursday

## A - Final ... (Event 3 Men 500 Yard Freestyle)

Name	Yr	School	Prelim Time	Finals Time	Points
2 D'Arrigo, Mitch	JR	Florida	4:11.48	4:09.98	17
r:+0.70 23.29		48.02 (24.73)	1:13.27 (25.25)	1:38.66 (25.39)	
2:03.91 (25.25)		2:29.21 (25.30)	2:54.54 (25.33)	3:19.86 (25.32)	
3:44.98 (25.12)		4:09.98 (25.00)			
3 Malone, Reed	JR	Southern Cali	4:13.59	4:12.55	16
r:+0.72 23.28		48.73 (25.45)	1:14.46 (25.73)	1:40.01 (25.55)	
2:05.11 (25.10)		2:30.31 (25.20)	2:55.27 (24.96)	3:20.53 (25.26)	
3:46.27 (25.74)		4:12.55 (26.28)			
4 Mahmoud, Akaram	SO	South Carolina	4:12.59	4:12.86	15
r:+0.71 23.48		48.55 (25.07)	1:13.85 (25.30)	1:39.48 (25.63)	
2:05.17 (25.69)		2:30.78 (25.61)	2:56.59 (25.81)	3:22.37 (25.78)	
3:47.84 (25.47)		4:12.86 (25.02)			
5 Egan, Liam	SO	Stanford	4:13.52	4:13.27	14
r:+0.74 23.56		48.59 (25.03)	1:14.00 (25.41)	1:39.63 (25.63)	
2:05.43 (25.80)		2:31.14 (25.71)	2:57.00 (25.86)	3:22.97 (25.97)	
3:48.60 (25.63)		4:13.27 (24.67)			
6 Hutchins, Matthew	JR	Wisconsin	4:13.74	4:13.36	13
r:+0.75 23.32		48.51 (25.19)	1:13.83 (25.32)	1:39.63 (25.80)	
2:05.22 (25.59)		2:30.95 (25.73)	2:56.93 (25.98)	3:22.86 (25.93)	
3:48.41 (25.55)		4:13.36 (24.95)			
7 Ipsen, Anton Oerskov	SO	NC State	4:13.97	4:14.04	12
r:+0.74 23.58		49.16 (25.58)	1:14.94 (25.78)	1:40.74 (25.80)	
2:06.34 (25.60)		2:31.96 (25.62)	2:57.70 (25.74)	3:23.46 (25.76)	
3:49.18 (25.72)		4:14.04 (24.86)			
8 Nielsen, Anders	SR	Michigan	4:12.77	4:16.92	11
r:+0.70 23.01		48.42 (25.41)	1:14.08 (25.66)	1:39.79 (25.71)	
2:05.61 (25.82)		2:31.50 (25.89)	2:57.50 (26.00)	3:24.13 (26.63)	
3:50.93 (26.80)		4:16.92 (25.99)			

## B - Final

9 Werner, Pawel	SR	Florida	4:14.18	4:13.79	9
r:+0.70 23.60		49.71 (26.11)	1:15.91 (26.20)	1:42.11 (26.20)	
2:07.84 (25.73)		2:33.35 (25.51)	2:58.84 (25.49)	3:24.36 (25.52)	
3:49.33 (24.97)		4:13.79 (24.46)			
10 Ransford, PJ	SO	Michigan	4:15.54	4:14.62	7
r:+0.73 24.30		50.08 (25.78)	1:15.93 (25.85)	1:41.95 (26.02)	
2:07.30 (25.35)		2:32.86 (25.56)	2:58.18 (25.32)	3:23.95 (25.77)	
3:49.93 (25.98)		4:14.62 (24.69)			
11 Swanson, Chris	SR	Penn	4:16.29	4:15.73	6
r:+0.67 23.88		49.27 (25.39)	1:15.26 (25.99)	1:40.98 (25.72)	
2:06.73 (25.75)		2:32.78 (26.05)	2:58.97 (26.19)	3:25.05 (26.08)	
3:51.23 (26.18)		4:15.73 (24.50)			
12 Litherland, Kevin	SO	Georgia	4:14.64	4:15.86	5
r:+0.67 23.56		49.58 (26.02)	1:16.10 (26.52)	1:42.48 (26.38)	
2:08.44 (25.96)		2:34.37 (25.93)	2:59.83 (25.46)	3:25.72 (25.89)	
3:51.21 (25.49)		4:15.86 (24.65)			



2016 NCAA Division 1 Men's Swimming & Diving - 03/23/16 to 03/26/16

Results - Finals - Thursday

B - Final ... (Event 3 Men 500 Yard Freestyle)

Name	Yr	School	Prelim Time	Finals Time	Points
13 Peribonio, Tom	SO	South Carolina	4:16.43	4:16.60	4
r:+0.66 23.94		50.07 (26.13)	1:16.15 (26.08)	1:42.32 (26.17)	
2:08.55 (26.23)		2:34.54 (25.99)	3:00.34 (25.80)	3:26.08 (25.74)	
3:51.81 (25.73)		4:16.60 (24.79)			
14 Kiraly, Bence	SR	Univ of Utah	4:15.77	4:16.74	3
r:+0.77 23.63		49.43 (25.80)	1:15.77 (26.34)	1:42.01 (26.24)	
2:08.16 (26.15)		2:34.15 (25.99)	3:00.01 (25.86)	3:26.00 (25.99)	
3:51.72 (25.72)		4:16.74 (25.02)			
15 Linker, Adam	JR	NC State	4:16.79	4:18.22	2
r:+0.71 24.33		50.40 (26.07)	1:16.40 (26.00)	1:42.75 (26.35)	
2:09.00 (26.25)		2:35.60 (26.60)	3:01.68 (26.08)	3:27.55 (25.87)	
3:53.28 (25.73)		4:18.22 (24.94)			
16 Wieser, Chris	SO	Arizona	4:16.20	4:19.27	1
r:+0.61 24.00		49.94 (25.94)	1:16.02 (26.08)	1:42.02 (26.00)	
2:08.27 (26.25)		2:34.49 (26.22)	3:00.73 (26.24)	3:26.73 (26.00)	
3:53.26 (26.53)		4:19.27 (26.01)			

Event 4 Men 200 Yard IM

NCAA:	1:39.38	N	03/26/15	David Nolan	Stanford-PC
American:	1:39.38	A	03/26/15	David Nolan	Stanford-PC
U. S. Open:	1:39.38	O	03/26/15	David Nolan	Stanford-PC
Championship:	1:39.38	C	03/26/15	David Nolan	Stanford-PC
Pool:	1:40.04	P	03/24/16	Will Licon	Texas-ST

Name	Yr	School	Prelim Time	Finals Time	Points
<b>A - Final</b>					
1 Licon, Will	JR	Texas	1:41.36	1:40.04 P	20
r:+0.71 21.78		47.90 (26.12)	1:15.74 (27.84)	1:40.04 (24.30)	
2 Prenot, Josh	SR	California	1:41.07	1:40.14	17
r:+0.70 21.38		46.96 (25.58)	1:15.33 (28.37)	1:40.14 (24.81)	
3 Murphy, Ryan	JR	California	1:41.15	1:40.27	16
r:+0.65 22.28		46.41 (24.13)	1:16.09 (29.68)	1:40.27 (24.18)	
4 Switkowski, Jan	SO	Florida	1:42.15	1:41.36	15
r:+0.65 21.82		46.78 (24.96)	1:17.02 (30.24)	1:41.36 (24.34)	
5 Bentz, Gunnar	SO	Georgia	1:41.72	1:41.57	14
r:+0.73 22.23		48.19 (25.96)	1:17.11 (28.92)	1:41.57 (24.46)	
6 Szaranek, Mark	SO	Florida	1:42.03	1:41.59	13
r:+0.66 21.97		47.10 (25.13)	1:16.79 (29.69)	1:41.59 (24.80)	
7 Seliskar, Andrew	FR	California	1:41.65	1:42.45	12
r:+0.65 22.22		48.07 (25.85)	1:17.79 (29.72)	1:42.45 (24.66)	
8 Fiala, Brandon	JR	Virginia Tech	1:41.95	1:42.77	11
r:+0.66 22.14		48.22 (26.08)	1:17.58 (29.36)	1:42.77 (25.19)	

<b>B - Final</b>					
9 Taylor, Jake	SR	Brigham Young	1:43.29	1:42.82	9
r:+0.70 22.63		47.74 (25.11)	1:18.02 (30.28)	1:42.82 (24.80)	
10 Harty, Ryan	FR	Texas	1:43.33	1:42.87	7
r:+0.69 22.48		48.50 (26.02)	1:18.23 (29.73)	1:42.87 (24.64)	



2016 NCAA Division 1 Men's Swimming & Diving - 03/23/16 to 03/26/16

Results - Finals - Thursday

**B - Final ... (Event 4 Men 200 Yard IM)**

Name	Yr	School	Prelim Time	Finals Time	Points
*11 DeVine, Abraham	FR	Stanford	1:43.63	1:43.05	5.50
r:+0.69 22.55		47.84 (25.29)	1:18.26 (30.42)	1:43.05 (24.79)	
*11 Patching, Joe	JR	Auburn	1:42.63	1:43.05	5.50
r:+0.66 22.17		47.47 (25.30)	1:17.79 (30.32)	1:43.05 (25.26)	
13 Bosch, Dylan	SR	Michigan	1:42.63	1:43.11	4
r:+0.65 22.65		48.65 (26.00)	1:18.33 (29.68)	1:43.11 (24.78)	
14 Pebley, Jacob	SR	California	1:43.63	1:43.87	3
r:+0.78 22.12		47.00 (24.88)	1:18.55 (31.55)	1:43.87 (25.32)	
15 McCurdy, Christian	SR	NC State	1:43.43	1:46.08	2
r:+0.75 22.28		48.34 (26.06)	1:19.12 (30.78)	1:46.08 (26.96)	
--- Dahl, Soeren	JR	NC State	1:42.90	DQ	
r:+0.76 22.79		49.93 (27.14)	1:19.93 (30.00)	DQ (24.35)	

**Event 5 Men 50 Yard Freestyle**

NCAA:	18.20	N	03/24/16	Caeleb Dressel	Florida-FL
American:	18.20	A	03/24/16	Caeleb Dressel	Florida-FL
U. S. Open:	18.20	O	03/24/16	Caeleb Dressel	Florida-FL
Championship:	18.20	C	03/24/16	Caeleb Dressel	Florida-FL
Pool:	18.20	P	03/24/16	Caeleb Dressel	Florida-FL

Name	Yr	School	Prelim Time	Finals Time	Points
<b>A - Final</b>					
1 Dressel, Caeleb	SO	Florida	18.29	18.20 N	20
r:+0.61 8.70		18.20 (9.50)			
2 Bilis, Simonas	SR	NC State	18.79	18.84	17
r:+0.67 9.11		18.84 (9.73)			
3 Gkolomeev, Kristian	JR	Alabama	19.18	18.95	16
r:+0.70 9.28		18.95 (9.67)			
4 Chadwick, Michael	JR	Missouri	19.06	19.04	15
r:+0.66 9.25		19.04 (9.79)			
5 Powers, Paul	SO	Michigan	18.99	19.05	14
r:+0.66 9.18		19.05 (9.87)			
6 Murray, John	SR	Texas	19.17	19.08	13
r:+0.61 9.12		19.08 (9.96)			
7 Held, Ryan	SO	NC State	19.01	19.20	12
r:+0.67 9.24		19.20 (9.96)			
8 Trice, Michael	SR	Georgia	19.16	19.23	11
r:+0.70 9.21		19.23 (10.02)			
<b>B - Final</b>					
9 Virva, Dillon	SR	UNLV	19.25	19.07	9
r:+0.61 9.09		19.07 (9.98)			
10 Ringgold, Brett	SO	Texas	19.18	19.10	7
r:+0.72 9.31		19.10 (9.79)			
11 Khalafalla, Ali	SO	Indiana	19.28	19.21	6
r:+0.65 9.31		19.21 (9.90)			
12 Perry, Sam	SO	Stanford	19.41	19.41	5
r:+0.58 9.47		19.41 (9.94)			



2016 NCAA Division 1 Men's Swimming & Diving - 03/23/16 to 03/26/16

Results - Finals - Thursday

**B - Final ... (Event 5 Men 50 Yard Freestyle)**

Name	Yr	School	Prelim Time	Finals Time	Points
13 Holoda, Peter	SO	Auburn	19.18	19.44	4
r:+0.66 9.53		19.44 (9.91)			
14 Sorenson, Payton	SO	Brigham Young	19.40	19.48	3
r:+0.79 9.43		19.48 (10.05)			
15 Schiellerup, Andreas	JR	NC State	19.42	19.51	2
r:+0.70 9.42		19.51 (10.09)			
16 Darmody, Kyle	JR	Auburn	19.48	19.74	1
r:+0.70 9.57		19.74 (10.17)			

**Event 6 Men 1 mtr Diving**

Championship: 473.75 C 03/28/13 Kristian Ipsen Stanford  
 Pool: 453.85 P 02/26/15 Briadam Herrera MIA-FG

Name	Yr	School	Prelim Score	Finals Score	Points
<b>A - Final</b>					
1 Stone, Liam	SO	Tennessee	408.20	453.70	20
2 Quintero, Rafael	SR	Arizona	390.90	438.40	17
3 Zeng, Zhipeng	SO	Ohio St	402.00	435.50	16
4 Robles Rodriguez, Mauricio	SR	Tennessee	378.60	430.30	15
5 Herrera, Briadam	SO	University of Miami	362.10	427.90	14
6 Anderson, Mark	JR	Texas	369.05	416.10	13
7 Pollard, Collin	SR	Southern Cali	360.90	392.75	12
8 Giordano, Dominic	JR	Pittsburgh	367.80	367.20	11
<b>B - Final</b>					
9 Bowersox, Cory	SR	Texas	358.40	408.85	9
10 Reid, Deon	SR	Southern Cali	358.40	367.95	7
11 Purss, Josiah	JR	Univ of Utah	357.95	365.60	6
12 Homza, Bradley	JR	Georgia Tech	358.20	365.25	5
13 Pollard, Manny	SR	Minnesota	349.35	344.80	4
14 Christensen, Bradley	JR	Stanford	343.80	341.50	3
15 Garcia Boissier, Hector	FR	Penn State University	344.35	335.65	2
16 Thornton, Sam	FR	Texas A&M	344.45	334.25	1




2016 NCAA Division 1 Men's Swimming & Diving - 03/23/16 to 03/26/16

Results - Finals - Thursday

Event 7 Men 400 Yard Medley Relay

NCAA:	3:01.23	N	03/26/15	Texas	Texas-ST
American:	3:01.60	A	03/26/15	K Darmody, W Licon, J Schooling, J Conger California	California-PC
U. S. Open:	3:01.23	O	03/26/15	R Murphy, C Katis, J Lynch, S Stubblefield Texas	Texas-ST
Championship:	3:01.23	C	03/26/15	K Darmody, W Licon, J Schooling, J Conger Texas	Texas-ST
Pool:	3:04.31	P	03/24/16	K Darmody, W Licon, J Schooling, J Conger Texas	Texas-ST
				J Shebat, W Licon, J Schooling, J Conger	

Team	Relay	Prelim Time	Finals Time	Points
<b>A - Final</b>				
1 Texas		3:04.31	3:00.68 N	40
1) Shebat, John FR	2) r:0.17 Licon, Will JR	3) r:0.26 Schooling, Joseph SO	4) r:0.10 Conger, Jack JR	
r:+0.67 22.07	45.36 (45.36)	1:09.09 (23.73)	1:36.05 (50.69)	
1:55.88 (19.83)	2:19.39 (43.34)	2:38.89 (19.50)	3:00.68 (41.29)	
2 California		3:05.32	3:01.28 P	34
1) Murphy, Ryan JR	2) r:0.30 Prenot, Josh SR	3) r:0.21 Lynch, Justin SO	4) r:0.21 Gutierrez, Long JR	
r:+0.54 20.90	43.51 (43.51)	1:07.01 (23.50)	1:34.22 (50.71)	
1:54.92 (20.70)	2:19.25 (45.03)	2:39.05 (19.80)	3:01.28 (42.03)	
3 Louisville		3:04.92	3:04.73	32
1) Tarasevich, Grigory JR	2) r:0.08 Claverie, Carlos SO	3) r:0.11 Coutinho, Pedro SR	4) r:0.20 Carroll, Trevor JR	
r:+0.63 21.87	45.24 (45.24)	1:09.07 (23.83)	1:36.86 (51.62)	
1:57.71 (20.85)	2:22.71 (45.85)	2:42.48 (19.77)	3:04.73 (42.02)	
4 Missouri		3:04.66	3:04.99	30
1) Griffin, Carter JR	2) r:0.26 Schwingenschlogl, Fabiar3	3) r:0.33 Sansoucie, Andrew JR	4) r:0.40 Chadwick, Michael JR	
r:+0.68 22.92	47.08 (47.08)	1:10.75 (23.67)	1:38.20 (51.12)	
1:59.25 (21.05)	2:23.45 (45.25)	2:43.17 (19.72)	3:04.99 (41.54)	
5 Florida		3:05.99	3:05.19	28
1) Blyzinskyj, Jack JR	2) r:0.21 Dressel, Caeleb SO	3) r:0.27 Switkowski, Jan SO	4) r:0.10 Main, Corey SR	
r:+0.69 21.86	45.76 (45.76)	1:09.77 (24.01)	1:37.56 (51.80)	
1:58.48 (20.92)	2:23.09 (45.53)	2:43.32 (20.23)	3:05.19 (42.10)	
6 Tennessee		3:05.94	3:05.23	26
1) Lehane, Sean SR	2) r:0.17 Stevens, Peter SO	3) r:0.26 Coetzee, Ryan SO	4) r:0.30 Decoursey, Kyle FR	
r:+0.76 22.02	45.77 (45.77)	1:08.87 (23.10)	1:36.71 (50.94)	
1:57.45 (20.74)	2:22.73 (46.02)	2:42.94 (20.21)	3:05.23 (42.50)	
7 Indiana		3:05.90	3:05.57	24
1) Glover, Bob JR	2) r:0.26 Kurz, Tanner SR	3) r:0.26 Lanza, Vinicius FR	4) r:0.36 Pieroni, Blake SO	
r:+0.51 22.37	46.60 (46.60)	1:10.16 (23.56)	1:38.24 (51.64)	
1:59.41 (21.17)	2:23.84 (45.60)	2:43.70 (19.86)	3:05.57 (41.73)	
8 NC State		3:05.88	3:08.12	22
1) Stuart, Hennessey SO	2) r:0.29 Hren, Derek JR	3) r:0.38 Burkett, Jon FR	4) r:0.34 Bonk, Joe JR	
r:+0.48 22.15	46.03 (46.03)	1:10.56 (24.53)	1:38.28 (52.25)	
1:59.79 (21.51)	2:25.38 (47.10)	2:45.53 (20.15)	3:08.12 (42.74)	





2016 NCAA Division 1 Men's Swimming & Diving - 03/23/16 to 03/26/16

Results - Finals - Thursday

**B - Final ... (Event 7 Men 400 Yard Medley Relay)**

Team	Relay	Prelim Time	Finals Time	Points
<b>B - Final</b>				
9 Alabama		3:06.02	3:04.32	18
1) Oslin, Connor JR	2) r:0.12 McKee, Anton JR	3) r:0.15 Kaliszak, Lucas SO	4) r:0.21 Gkolomeev, Kristian JR	
r:+0.61 21.77	45.32 (45.32)	1:09.23 (23.91)	1:36.97 (51.65)	
1:57.43 (20.46)	2:22.30 (45.33)	2:42.00 (19.70)	3:04.32 (42.02)	
10 Auburn		3:06.86	3:05.45	14
1) Patching, Joe JR	2) r:0.13 Duderstadt, Michael JR	3) r:0.28 Mendes, Arthur SR	4) r:0.02 Holoda, Peter SO	
r:+0.62 22.05	46.08 (46.08)	1:09.87 (23.79)	1:37.95 (51.87)	
1:58.77 (20.82)	2:23.72 (45.77)	2:43.19 (19.47)	3:05.45 (41.73)	
11 Ohio St		3:07.91	3:06.42	12
1) McHugh, Matt JR	2) r:0.33 Tynes, Dustin SO	3) r:0.23 Lim, Ching SO	4) r:0.21 Appleby, Andrew JR	
r:+0.87 21.84	45.63 (45.63)	1:09.72 (24.09)	1:37.57 (51.94)	
1:58.73 (21.16)	2:24.22 (46.65)	2:44.04 (19.82)	3:06.42 (42.20)	
12 Georgia		3:06.23	3:06.65	10
1) Dale, Taylor JR	2) r:0.19 Bentz, Gunnar SO	3) r:0.32 Clark, Pace JR	4) r:0.25 Koski, Matias SR	
r:+0.64 21.75	45.62 (45.62)	1:10.52 (24.90)	1:38.74 (53.12)	
1:59.52 (20.78)	2:24.47 (45.73)	2:44.42 (19.95)	3:06.65 (42.18)	
13 Stanford		3:07.62	3:06.81	8
1) Dudzinski, Ryan FR	2) r:0.22 Anderson, Matt FR	3) r:0.14 Liang, Andrew SO	4) r:0.14 Perry, Sam SO	
r:+0.55 22.29	46.46 (46.46)	1:10.64 (24.18)	1:39.04 (52.58)	
2:00.32 (21.28)	2:25.04 (46.00)	2:44.78 (19.74)	3:06.81 (41.77)	
14 Michigan		3:07.34	3:07.68	6
1) Whitaker, Aaron SO	2) r:0.29 Klein, Christopher JR	3) r:0.36 White, Evan SO	4) r:0.35 Powers, Paul SO	
r:+0.79 22.17	45.90 (45.90)	1:09.83 (23.93)	1:38.26 (52.36)	
1:59.67 (21.41)	2:24.42 (46.16)	2:44.94 (20.52)	3:07.68 (43.26)	
15 Arizona		3:07.72	3:07.91	4
1) Dobbs, Chatham FR	2) r:0.25 Bish, Blair FR	3) r:0.36 Richmond, Renny JR	4) r:0.16 Maudslien, Thane JR	
r:+0.58 21.71	45.67 (45.67)	1:09.94 (24.27)	1:38.20 (52.53)	
1:59.53 (21.33)	2:24.96 (46.76)	2:45.37 (20.41)	3:07.91 (42.95)	
16 UNC		3:07.96	3:07.96	2
1) Graesser, Nic SR	2) r:0.23 Wohlrab, Kurt SR	3) r:0.14 Lewis, Sam SR	4) r:0.04 Heck, Logan SR	
r:+0.62 22.38	46.14 (46.14)	1:10.56 (24.42)	1:39.17 (53.03)	
2:00.05 (20.88)	2:24.49 (45.32)	2:44.82 (20.33)	3:07.96 (43.47)	

**Scores - Men**

Men - Team Rankings - Through Event 7

1. Texas	209	2. Florida	163
3. California	141	4. NC State	137
5. Michigan	90	6. Missouri	81
7. Tennessee	79	8. Auburn	72.5
9. Georgia	68	9. Alabama	68
11. Indiana	62	12. Louisville	60
13. Stanford	57.5	14. Southern Cali	53
15. Ohio St	38	16. Arizona	28
17. South Carolina	23	17. Wisconsin	23





